

ETSI TS 122 079 V5.0.0 (2002-06)

Technical Specification

**Digital cellular telecommunications system (Phase 2+);
Universal Mobile Telecommunications System (UMTS);
Support of optimal routing;
Stage 1
(3GPP TS 22.079 version 5.0.0 Release 5)**



Reference

RTS/TSGS-0122079v500

Keywords

GSM, UMTS

ETSI

650 Route des Lucioles
F-06921 Sophia Antipolis Cedex - FRANCE

Tel.: +33 4 92 94 42 00 Fax: +33 4 93 65 47 16

Siret N° 348 623 562 00017 - NAF 742 C
Association à but non lucratif enregistrée à la
Sous-Préfecture de Grasse (06) N° 7803/88

Important notice

Individual copies of the present document can be downloaded from:

<http://www.etsi.org>

The present document may be made available in more than one electronic version or in print. In any case of existing or perceived difference in contents between such versions, the reference version is the Portable Document Format (PDF). In case of dispute, the reference shall be the printing on ETSI printers of the PDF version kept on a specific network drive within ETSI Secretariat.

Users of the present document should be aware that the document may be subject to revision or change of status. Information on the current status of this and other ETSI documents is available at

<http://portal.etsi.org/tb/status/status.asp>

If you find errors in the present document, send your comment to:

editor@etsi.fr

Copyright Notification

No part may be reproduced except as authorized by written permission.
The copyright and the foregoing restriction extend to reproduction in all media.

© European Telecommunications Standards Institute 2002.
All rights reserved.

DECTTM, **PLUGTESTS**TM and **UMTS**TM are Trade Marks of ETSI registered for the benefit of its Members.
TIPHONTM and the **TIPHON logo** are Trade Marks currently being registered by ETSI for the benefit of its Members.
3GPPTM is a Trade Mark of ETSI registered for the benefit of its Members and of the 3GPP Organizational Partners.

Intellectual Property Rights

IPRs essential or potentially essential to the present document may have been declared to ETSI. The information pertaining to these essential IPRs, if any, is publicly available for **ETSI members and non-members**, and can be found in ETSI SR 000 314: "*Intellectual Property Rights (IPRs); Essential, or potentially Essential, IPRs notified to ETSI in respect of ETSI standards*", which is available from the ETSI Secretariat. Latest updates are available on the ETSI Web server (<http://webapp.etsi.org/IPR/home.asp>).

Pursuant to the ETSI IPR Policy, no investigation, including IPR searches, has been carried out by ETSI. No guarantee can be given as to the existence of other IPRs not referenced in ETSI SR 000 314 (or the updates on the ETSI Web server) which are, or may be, or may become, essential to the present document.

Foreword

This Technical Specification (TS) has been produced by ETSI 3rd Generation Partnership Project (3GPP).

The present document may refer to technical specifications or reports using their 3GPP identities, UMTS identities or GSM identities. These should be interpreted as being references to the corresponding ETSI deliverables.

The cross reference between GSM, UMTS, 3GPP and ETSI identities can be found under www.etsi.org/key.

Contents

Intellectual Property Rights	2
Foreword.....	2
Foreword.....	4
1 Scope	5
2 References	5
3 Definitions and abbreviations.....	5
4 Description of Optimal Routing.....	6
5 Functional requirements	6
5.1 General	6
5.2 Normal operation.....	6
5.2.1 A is a fixed subscriber or a mobile subscriber who may not benefit from OR	7
5.2.2 A is a mobile subscriber who may benefit from OR.....	8
5.2.2.1 Description of the call routing.....	8
5.2.2.2 Call scenarios handled in OR Phase 1.....	9
5.3 Exceptional procedures or unsuccessful outcome	13
5.3.1 Non-support of SOR in the VPLMN of the caller	13
5.3.2 Non-support of SOR in the HPLMN of the B subscriber	13
5.3.3 Non support of SOR in the VPLMN of the B subscriber.....	13
5.3.4 Calls to special mobile network numbers	13
6 Interactions of Optimal Routing with Supplementary Services	14
6.1 Call Forwarding.....	14
6.2 Call Barring	14
6.3 Call Transfer.....	14
6.4 Call Deflection	14
6.5 Advice of Charge.....	14
7 Interactions of Optimal Routing with Operator Determined Barring (ODB).....	14
8 Interactions of Optimal Routing with CAMEL.....	14
Annex A: Change history	15
History	16

Foreword

This Technical Specification has been produced by the 3rd Generation Partnership Project (3GPP).

The contents of the present document are subject to continuing work within the TSG and may change following formal TSG approval. Should the TSG modify the contents of the present document, it will be re-released by the TSG with an identifying change of release date and an increase in version number as follows:

Version x.y.z

where:

- x the first digit:
 - 1 presented to TSG for information;
 - 2 presented to TSG for approval;
 - 3 or greater indicates TSG approved document under change control.
- y the second digit is incremented for all changes of substance, i.e. technical enhancements, corrections, updates, etc.
- z the third digit is incremented when editorial only changes have been incorporated in the document.

1 Scope

This Stage 1 description of the first phase of Support of Optimal Routing (SOR):

- compiles the basic service requirements for SOR;
- describes the interactions for Supplementary Services (SS) in order to cater for SOR;
- refers to modifications to network features required by SOR.

This specification does not address the following:

- There is no need for optimisation of the routing of calls originally directed to a fixed network subscriber, because the physical address of a fixed network terminating line cannot differ from its logical address.
- SOR in non-PLMNs is not a subject of this TS, but might be possible by bilateral arrangement between PLMN operators and those non-PLMN operators.

The purpose of SOR is to reduce the number of unnecessary inter-PLMN call legs.

The first phase of SOR applies to:

- OR for the benefit of the B party i.e. Mobile terminated calls with late call forwarding to the home or visited country (scenarios 1 and 2),
and optionally;
- OR for the benefit of the A party, e.g. Mobile to mobile calls where both mobile subscribers are in the same country (scenarios 3 to 10).

The complete set of scenarios included in the phase 1 of OR is presented in the paragraph for normal procedures. All other scenarios are excluded from Phase 1 of OR.

Note that Optimal Routing is applicable to national roaming situations, that is to calls directed to a mobile subscriber roaming in her home country, but registered in a PLMN different from her HPLMN.

All further call scenarios, including multiple call forwarding, are left to subsequent phases of SOR. Subsequent phases of SOR shall be backwards compatible with this first phase.

2 References

The following documents contain provisions which, through reference in this text, constitute provisions of the present document.

- References are either specific (identified by date of publication, edition number, version number, etc.) or non-specific.
- For a specific reference, subsequent revisions do not apply.
- For a non-specific reference, the latest version applies. In the case of a reference to a 3GPP document (including a GSM document), a non-specific reference implicitly refers to the latest version of that document *in the same Release as the present document*.

[1] 3GPP TR 21.905: "Vocabulary for 3GPP Specifications".

3 Definitions and abbreviations

Administrative PLMN: The complete set of all functional entities normally regarded as a single PLMN.

Basic OR : Routing of a call by the direct route when no forwarding occurs.

Direct route: A call uses the direct route if it is routed from the serving network of the original calling party to the serving network of the ultimate called party without any intermediate PLMN.

HPLMN route: A call uses the HPLMN route if the destination is deduced from the MSISDN of the called party. This forces the call to be routed via the HPLMN of the called party.

HPLMN leg: The HPLMN leg is that part of the HPLMN route from the IPLMN to the HPLMN of the called party.

IPLMN: An IPLMN is a PLMN which interrogates the HPLMN of a called party in order to determine the whereabouts of that party.

Early Call Forwarding : Early Call Forwarding is Call Forwarding performed from the IPLMN before the call has been extended to the VPLMN of the forwarding subscriber (i.e. Call Forwarding Unconditional and Conditional Call Forwarding on Not Reachable known at the IPLMN before extension of the call)

Functional PLMN: For the purposes of this description the Administrative PLMN is divided into functional PLMNs that represent different aspects of the Optimal Routing functionality.

Late Call Forwarding: Late Call Forwarding is Call Forwarding performed after the call has been extended to the VPLMN of the forwarding subscriber (i.e. Conditional Call Forwarding on Busy, Conditional Call Forwarding on No Reply and Conditional Call Forwarding on Not Reachable detected in the VPLMN of the forwarding subscriber). Late Call Forwarding may be invoked in the IPLMN or in the VPLMN of the forwarding subscriber.

Special mobile network number: For the purposes of this description special mobile network numbers are numbers belonging logically to a PLMN but not to a mobile subscriber. Examples are the customer service number or value added service numbers.

Abbreviations are given in TR 21.905 [1].

4 Description of Optimal Routing

Support of Optimal Routing (SOR) is a network feature which enables the calls directed to a mobile subscriber to be routed directly to the mobile subscriber's actual location, or to her forwarded-to destination (instead of via the HPLMN or in the case of Late Call Forwarding via the VPLMN).

The IPLMN handling the call shall decide whether or not to optimise the routing of the call taking into account information provided by the called mobile subscriber's HPLMN. For given subscribers, as a network option, the HPLMN may permit or deny OR on a per call basis.

5 Functional requirements

5.1 General

SOR shall be provided for all circuit switched Telecommunication Services, except emergency calls, Dedicated PAD and Dedicated Packet Access (GPRS is for further study).

The network feature shall be applied automatically for all calls except for those calls for which the HPLMN of the called party denies the optimal routing.

5.2 Normal operation

In the first phase of SOR, the routes of calls will be optimised for the cases of OR being performed within a country or towards the country where the call would have been routed normally.

Under all other circumstances, the basic call routing is applied:

- If the IPLMN detects that basic OR cannot be applied, the IPLMN routes the call according to the dialled number.

- If the IPLMN detects that OR for Late Call Forwarding cannot be applied, the Call Forwarding will be performed in the VPLMN of the forwarding subscriber.

If the serving network of the ultimate destination supports SOR, the serving network of the caller shall be able to indicate to the network visited by the ultimate destination that the call has been optimally routed and to indicate the originating PLMN of the optimally routed leg.

The complete set of scenarios included in phase 1 of SOR is described below.

The notation used for the scenario diagrams is defined in figure 1.

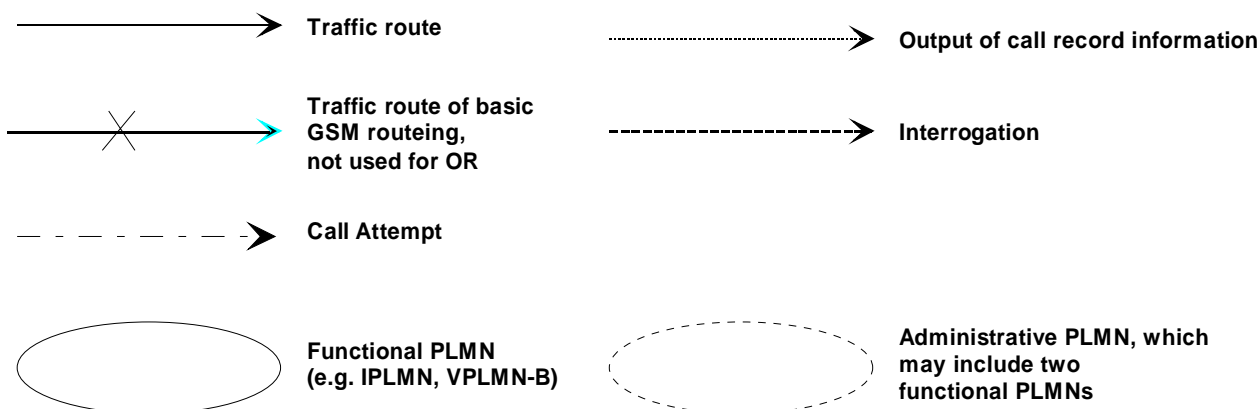


Figure 1: Notation used in scenario diagrams

If one of those scenarios occurs, SOR shall be invoked.

The assumptions taken are the following :

- A subscriber A sets up a call to a mobile subscriber B, who may have forwarded her calls to a subscriber C.
- The C subscriber may be either a fixed subscriber or a mobile subscriber.

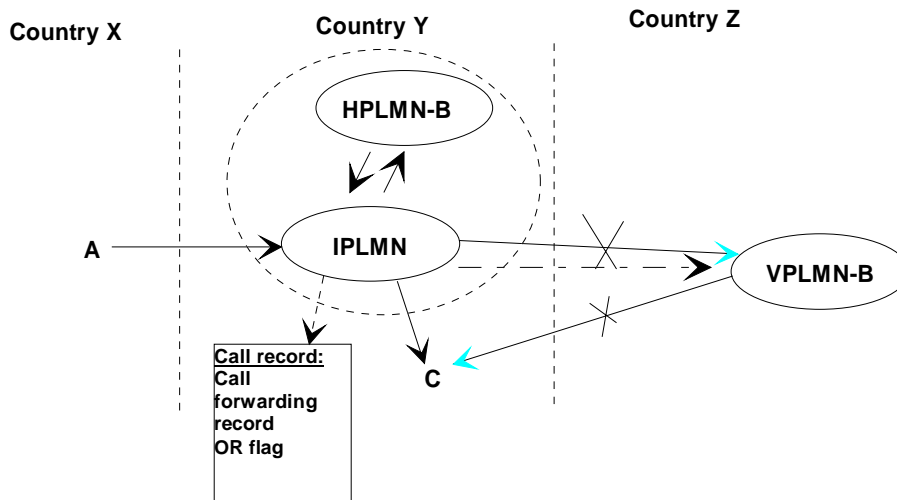
If C is a mobile subscriber, the location of C taken into account in the following paragraphs is the location of HPLMN-C.

5.2.1 A is a fixed subscriber or a mobile subscriber who may not benefit from OR

As the originating network does not have the ability to interrogate the HPLMN of the B subscriber, the normal call handling is applied.

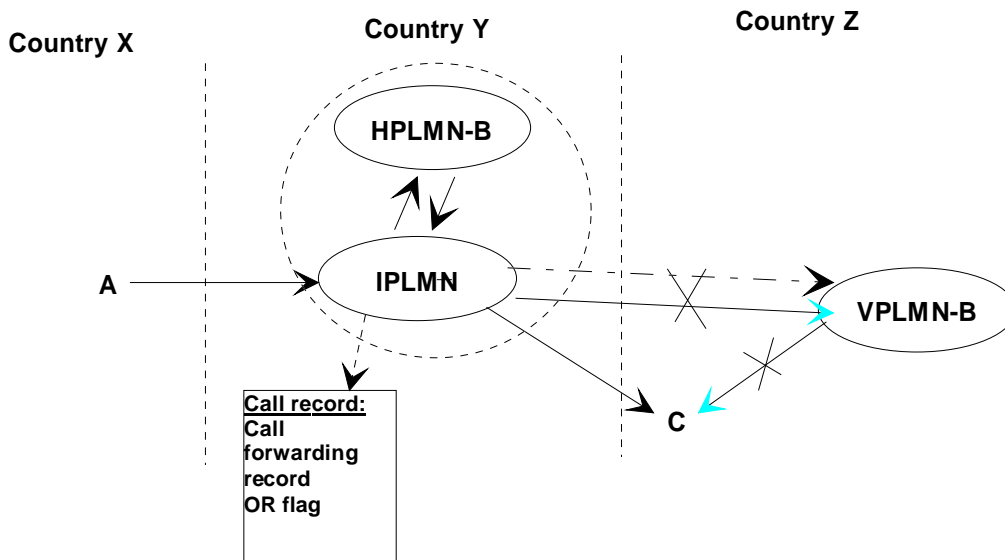
Once the HPLMN of the B subscriber has the control of the call, the call may be optimised in the case of a forwarded call towards a party located in the Home Country of the B subscriber or in the country visited by the B subscriber.

- NOTE:
- A may be in any country.
 - In the two following cases, the IPLMN is HPLMN-B.



Scenario 1: OR for Late Call Forwarding, C is in the same country as HPLMN-B

NOTE: Call records shown in the figure are only for information



Scenario 2: OR for Late Call Forwarding, C is in the same country as VPLMN-B

NOTE: Call records shown in the figure are only for information

5.2.2 A is a mobile subscriber who may benefit from OR

5.2.2.1 Description of the call routing

If A sets up a call to B, then the originating PLMN shall interrogate the HPLMN of the mobile subscriber B in order to know how to route the call.

If B is registered in the same country as A, then the call shall be routed directly to B as described below.

If B has activated a Call Forward to a destination located in the Home Country of B or in the country where A is registered and this leads to the invocation of Early Call Forwarding, then the call shall be routed directly from A to the forwarded-to-party.

In any other cases, the call shall be routed to the mobile subscriber B via HPLMN(B).

If the call cannot be completed, the originating PLMN shall receive an indication of the reason of the failure of the call completion.

Thereafter, if the mobile subscriber B has activated a Conditional Call Forward to a destination located in her Home Country or to a destination in the country where A is registered and this leads to the invocation of Late Call Forwarding, then the originating PLMN shall route the call directly to the forwarded-to-party.

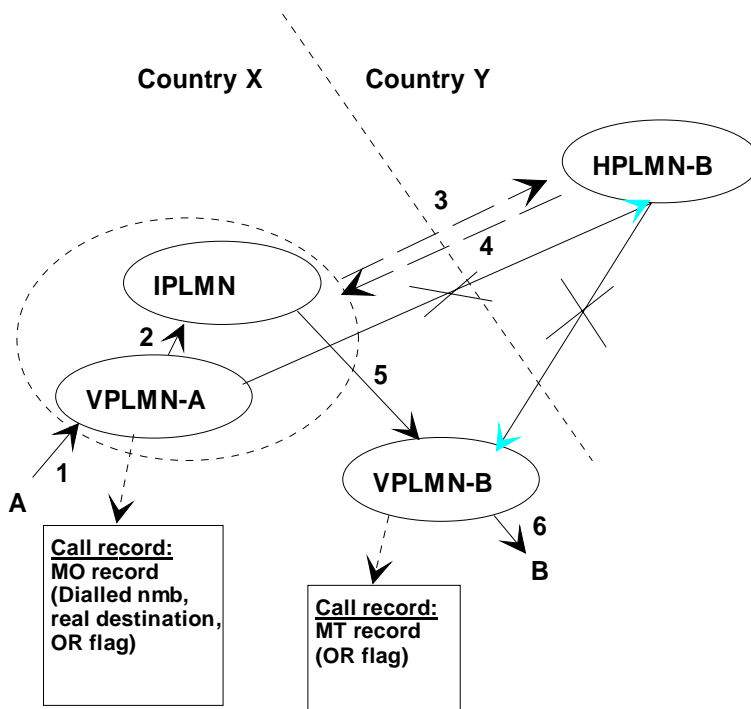
The remaining leg of the call from the intermediate point to the ultimate destination may be optimally routed.

5.2.2.2 Call scenarios handled in OR Phase 1

In the following scenarios, the IPLMN is VPLMN-A.

1) The call from the A subscriber to the B subscriber is completed (Basic OR)

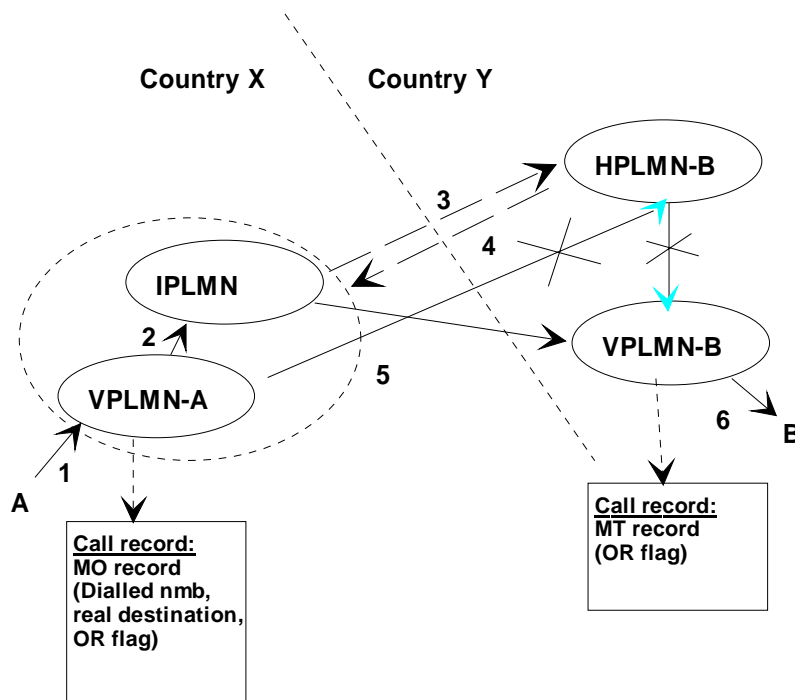
a) B is located in the same country as A



Scenario 3: BASIC OR, B in the same country as A

NOTE: Call records shown in the figure are only for information

b) B is located in her Home Country (Network usage optimization)



Scenario 4: BASIC OR, B in her home country

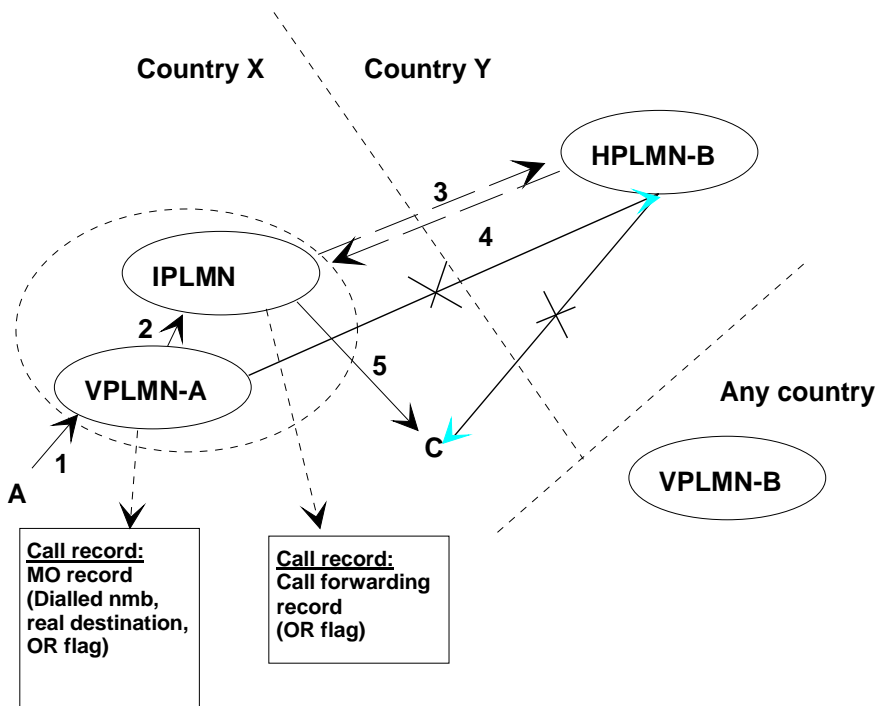
NOTE: Call records shown in the figure are only for information

2) The call set up by the subscriber A is being forwarded to a C party

2.1) Early Call Forward

NOTE: for the two following scenarios, the location of B is not relevant.

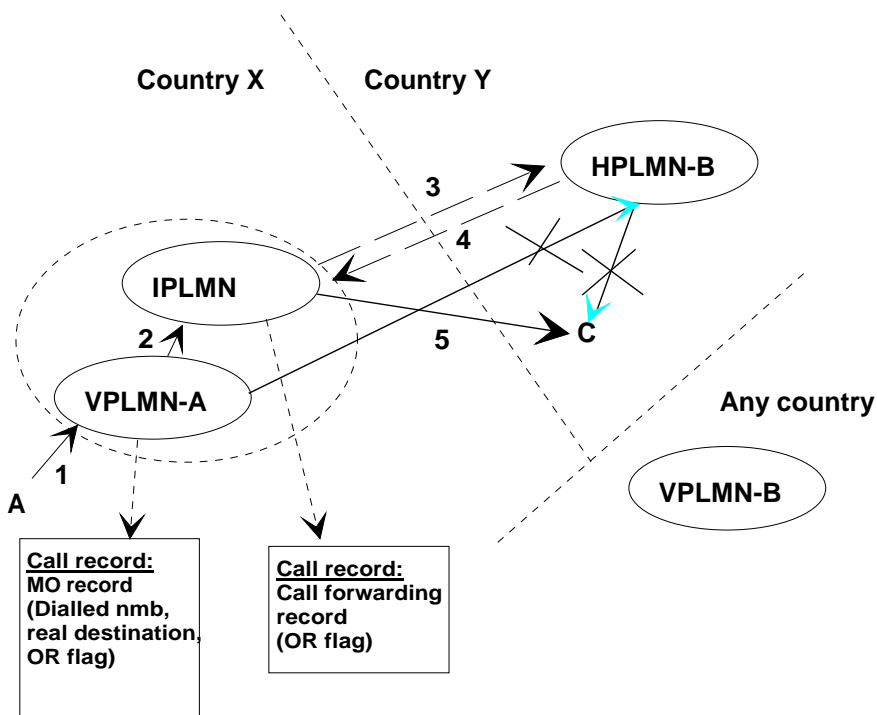
a) the C party is in the same country as the A subscriber, but different from HPLMN B country.



Scenario 5: Early CF, C in the same country as A

NOTE: Call records shown in the figure are only for information.

b) the C party is in the same country as HPLMN-B

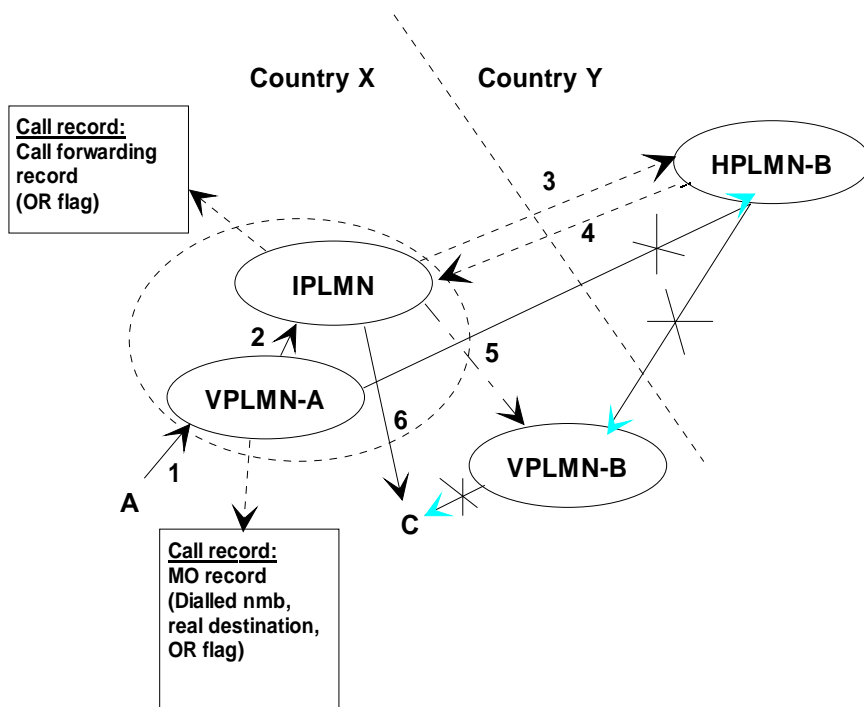


Scenario 6: Early CF, C in the same country as HPLMN-B

NOTE: Call records shown in the figure are only for information

2.2) Late Call Forward

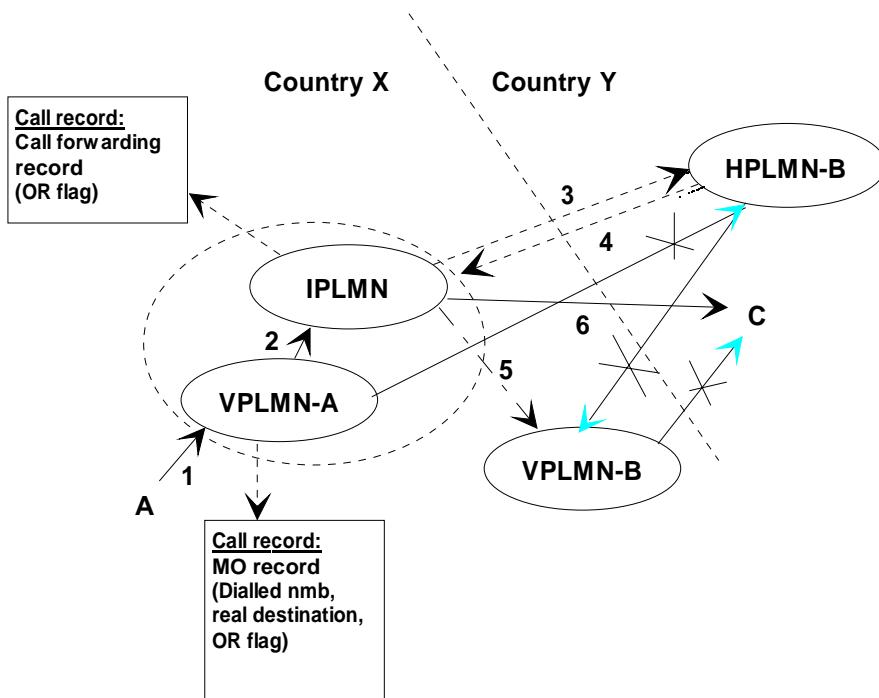
a) B and C are in the same country as A



Scenario 7: BASIC OR + OR for Late Call Forwarding, B in the same country as A, C in the same country as A

NOTE: Call records shown in the figure are only for information

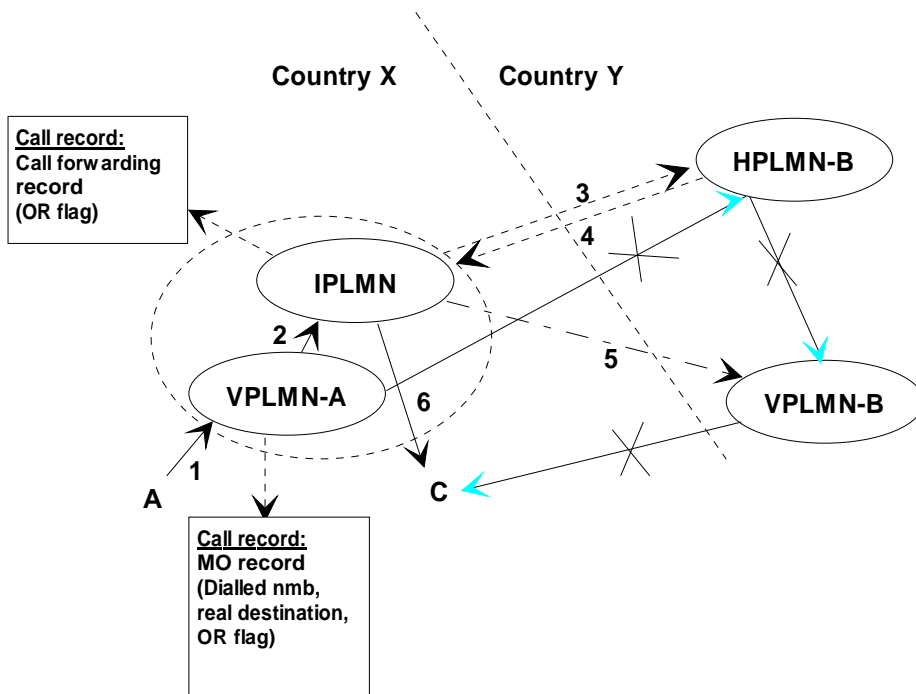
b) B is in the same country as A and C is in the same country as HPLMN-B



Scenario 8: BASIC OR + OR for Late Call Forwarding, B in the same country as A, C in the same country as HPLMN-B

NOTE: Call records shown in the figure are only for information

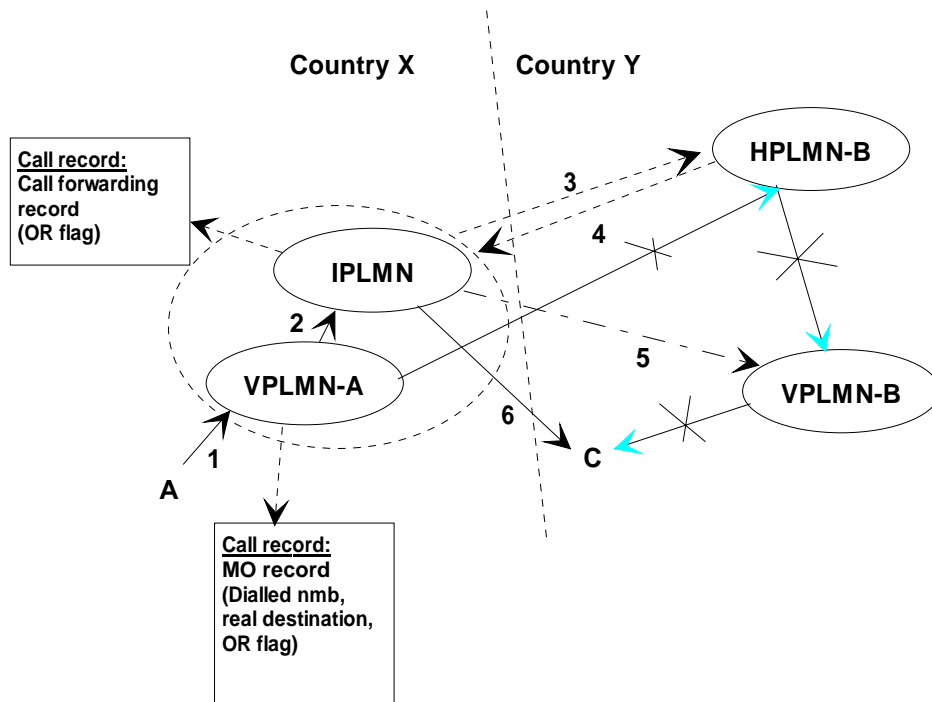
c) B is in her home country and C is in the same country as A



Scenario 9: BASIC OR + OR for Late Call Forwarding, B in the same country as HPLMN-B, C in the same country as A

NOTE: Call records shown in the figure are only for information

d) B and C are in the country of HPLMN-B



Scenario 10: BASIC OR + OR for Late Conditional Call Forwarding, B in the same country as HPLMN-B, C in the same country as HPLMN-B

NOTE: Call records shown in the figure are only for information.

5.3 Exceptional procedures or unsuccessful outcome

5.3.1 Non-support of SOR in the VPLMN of the caller

If subscriber A roams into a network not supporting OR, she may not benefit from OR and only scenario 1 and scenario 2 of SOR are supported.

5.3.2 Non-support of SOR in the HPLMN of the B subscriber

If the HPLMN of the called party does not support SOR, SOR cannot be invoked and the route of the call as far as the called party's VPLMN cannot be optimised (the call would normally be routed via the HPLMN of the called party).

The same procedure shall be followed if the HPLMN operator denies OR on a subscriber basis.

5.3.3 Non support of SOR in the VPLMN of the B subscriber

If a subscriber whose HPLMN supports SOR registers in a VPLMN which does not support SOR, only the cases of Early Forwarded calls may be optimised.

5.3.4 Calls to special mobile network numbers

If the called number is a special mobile network number of the HPLMN, the HPLMN has to guarantee that the call terminates at its correct destination. This can be achieved by denying OR for this call by sending an appropriate error cause or by implementing a special handling.

6 Interactions of Optimal Routing with Supplementary Services

No Interaction unless it is stated differently below.

6.1 Call Forwarding

Interactions between SOR and Call Forwarding are dealt with in clause 5.0.

6.2 Call Barring

Outgoing Call Barring services are applied according to the dialled number.

Barring of Incoming calls when Roaming outside the HPLMN country will prevent calls to a mobile subscriber who has roamed outside her HPLMN country even if OR would result in no chargeable roaming leg.

The existing interactions between Call Forwardings and Call Barrings are not changed by the introduction of OR.

6.3 Call Transfer

A transferred call is considered as a set of two separate calls which may be separately optimally routed.

Optimal Routing shall not be invoked as a result of the invocation of Call Transfer.

6.4 Call Deflection

A deflected call is considered as a late forwarded call and as such may be optimally routed.

6.5 Advice of Charge

Depending on call scenarios, AoC may not work properly.

7 Interactions of Optimal Routing with Operator Determined Barring (ODB)

The principles for the interaction between operator determined barring and SOR are the same as those for the interaction between Supplementary Service Call Barring and SOR.

8 Interactions of Optimal Routing with CAMEL

If CAMEL has to be applied to the Mobile Originating part of the call and if CAMEL modifies the destination of the call, the OR applies to any destination introduced by CAMEL.

If CAMEL has to be applied to the Mobile Terminating part of the call or a forwarding leg, the modified destination is treated for optimal routing in the same way as a forwarded-to number.

If Barring services are also applicable to the call then they have to be handled first together with CAMEL before SOR is applied.

Annex A: Change history

Change history											
TSG SA#	SA Doc.	SA1 Doc	Spec	CR	Rev	Rel	Cat	Subject/Comment	Old	New	WI
Jun 1999			GSM 02.79					Transferred to 3GPP SA1	7.0.0		
SA#04			22.079			R99		Transferred to 3GPP SA1		3.0.0	
SP-05	SP-99479	S1-99627	22.079	001		R99	D	Editorial changes for alignment	3.0.0	3.0.1	Editorial changes
SP-11	SP-010065	S1-010258	22.079			Rel-4		Transferred to 3GPP Release 4	3.0.1	4.0.0	
SP-16	SP-020267	S1-021043	22.079			Rel-5		Updated from Rel-4 to Rel5	4.0.0	5.0.0	

History

Document history		
V5.0.0	June 2002	Publication