

# ETSI TS 123 018 V5.8.0 (2003-09)

---

*Technical Specification*

**Digital cellular telecommunications system (Phase 2+);  
Universal Mobile Telecommunications System (UMTS);  
Basic Call Handling;  
Technical realization  
(3GPP TS 23.018 version 5.8.0 Release 5)**

---



---

Reference

RTS/TSGN-0423018v580

---

Keywords

GSM, UMTS

**ETSI**

650 Route des Lucioles  
F-06921 Sophia Antipolis Cedex - FRANCE

Tel.: +33 4 92 94 42 00 Fax: +33 4 93 65 47 16

Siret N° 348 623 562 00017 - NAF 742 C  
Association à but non lucratif enregistrée à la  
Sous-Préfecture de Grasse (06) N° 7803/88

---

**Important notice**

Individual copies of the present document can be downloaded from:

<http://www.etsi.org>

The present document may be made available in more than one electronic version or in print. In any case of existing or perceived difference in contents between such versions, the reference version is the Portable Document Format (PDF). In case of dispute, the reference shall be the printing on ETSI printers of the PDF version kept on a specific network drive within ETSI Secretariat.

Users of the present document should be aware that the document may be subject to revision or change of status. Information on the current status of this and other ETSI documents is available at

<http://portal.etsi.org/tb/status/status.asp>

If you find errors in the present document, send your comment to:

[editor@etsi.org](mailto:editor@etsi.org)

---

**Copyright Notification**

No part may be reproduced except as authorized by written permission.  
The copyright and the foregoing restriction extend to reproduction in all media.

© European Telecommunications Standards Institute 2003.  
All rights reserved.

**DECT**<sup>TM</sup>, **PLUGTESTS**<sup>TM</sup> and **UMTS**<sup>TM</sup> are Trade Marks of ETSI registered for the benefit of its Members.  
**TIPHON**<sup>TM</sup> and the **TIPHON logo** are Trade Marks currently being registered by ETSI for the benefit of its Members.  
**3GPP**<sup>TM</sup> is a Trade Mark of ETSI registered for the benefit of its Members and of the 3GPP Organizational Partners.

---

## Intellectual Property Rights

IPRs essential or potentially essential to the present document may have been declared to ETSI. The information pertaining to these essential IPRs, if any, is publicly available for **ETSI members and non-members**, and can be found in ETSI SR 000 314: "*Intellectual Property Rights (IPRs); Essential, or potentially Essential, IPRs notified to ETSI in respect of ETSI standards*", which is available from the ETSI Secretariat. Latest updates are available on the ETSI Web server (<http://webapp.etsi.org/IPR/home.asp>).

Pursuant to the ETSI IPR Policy, no investigation, including IPR searches, has been carried out by ETSI. No guarantee can be given as to the existence of other IPRs not referenced in ETSI SR 000 314 (or the updates on the ETSI Web server) which are, or may be, or may become, essential to the present document.

---

## Foreword

This Technical Specification (TS) has been produced by ETSI 3rd Generation Partnership Project (3GPP).

The present document may refer to technical specifications or reports using their 3GPP identities, UMTS identities or GSM identities. These should be interpreted as being references to the corresponding ETSI deliverables.

The cross reference between GSM, UMTS, 3GPP and ETSI identities can be found under <http://webapp.etsi.org/key/queryform.asp>.

# Contents

Intellectual Property Rights .....	2
Foreword.....	2
Foreword.....	7
1 Scope .....	8
2 References .....	8
3 Definitions and abbreviations.....	10
3.1 Definitions .....	10
3.2 Abbreviations .....	10
4 Architecture .....	11
4.1 Architecture for an MO call .....	11
4.2 Architecture for an MT call .....	12
5 Information flows .....	13
5.1 Information flow for an MO call .....	13
5.2 Information flow for retrieval of routing information for an MT call .....	16
5.3 Information flow for an MT call .....	17
6 Principles for interactions with supplementary services .....	19
6.1 Call Deflection service (3GPP TS 23.072).....	20
6.2 Line identification services (3GPP TS 23.081).....	20
6.2.1 Calling Line Identification Presentation (CLIP).....	20
6.2.2 Calling Line Identification Restriction (CLIR).....	20
6.2.3 Connected Line Identification Presentation (COLP).....	20
6.2.4 Connected Line Identification Restriction (COLR).....	20
6.3 Call forwarding services (3GPP TS 23.082) .....	20
6.3.1 Call Forwarding Unconditional (CFU).....	20
6.3.2 Call Forwarding on mobile subscriber Busy (CFB) .....	20
6.3.3 Call Forwarding on No Reply (CFNRy).....	20
6.3.4 Call Forwarding on mobile subscriber Not Reachable (CFNRc).....	20
6.4 Call wait (3GPP TS 23.083).....	21
6.5 Call hold (3GPP TS 23.083).....	21
6.6 Multiparty (3GPP TS 23.084) .....	21
6.7 Closed user group (3GPP TS 23.085) .....	21
6.8 Advice of charge (3GPP TS 23.086).....	21
6.9 User-to-user signalling (3GPP TS 23.087).....	21
6.10 Call barring (3GPP TS 23.088) .....	21
6.10.1 Barring of outgoing calls .....	21
6.10.2 Barring of incoming calls .....	21
6.11 Explicit Call Transfer (3GPP TS 23.091).....	22
6.12 Completion of Calls to Busy Subscriber (3GPP TS 23.093).....	22
6.13 Multicall (3GPP TS 23.135).....	22
7 Functional requirements of network entities .....	22
7.1 MO call.....	23
7.1.1 Functional requirements of serving MSC .....	23
7.1.1.1 Process OCH_MSC.....	23
7.1.1.2 Procedure Process_Access_Request_MSC.....	23
7.1.1.3 Procedure OG_Call_Setup_MSC.....	23
7.1.1.4 Procedure Obtain_IMSI_MSC.....	25
7.1.1.5 Procedure Authenticate_MSC.....	25
7.1.1.6 Procedure Obtain_IMEI_MSC.....	25
7.1.1.7 Procedure Check_IMEI_MSC .....	25
7.1.1.8 Procedure Establish_Originating_TCH_If_Required .....	26
7.1.1.9 Procedure Set_CLI_Presentation_Indicator_MSC.....	26

7.1.1.10	Procedure Send_Alerting_If_Required .....	26
7.1.1.11	Procedure Set_COLP_Info_MSC .....	26
7.1.1.12	Procedure Send_Access_Connect_If_Required .....	26
7.1.1.13	Procedure Handle_AoC_MO_MSC .....	26
7.1.1.14	Procedure TCH_Check .....	27
7.1.2	Functional requirements of VLR .....	53
7.1.2.1	Process OCH_VLR .....	53
7.1.2.2	Procedure Process_Access_Request_VLR .....	53
7.1.2.3	Procedure OG_Call_Subscription_Check_VLR .....	53
7.1.2.4	Procedure Obtain_Identity_VLR .....	53
7.1.2.5	Procedure Obtain_IMSI_VLR .....	53
7.1.2.6	Procedure Authenticate_VLR .....	53
7.1.2.7	Procedure Obtain_Authentication_Sets_VLR .....	54
7.1.2.8	Procedure Start_Tracing_VLR .....	54
7.1.2.9	Procedure Check_IMEI_VLR .....	54
7.1.2.10	Procedure Obtain_IMEI_VLR .....	54
7.1.2.11	Process Fetch_Authentication_Sets_VLR .....	54
7.1.2.12	Procedure Check_BAOC .....	54
7.1.2.13	Procedure OG_CUG_Check .....	54
7.1.2.14	Procedure Get_LI_Subscription_Info_MO_VLR .....	54
7.1.2.15	Procedure Get_AoC_Subscription_Info_VLR .....	54
7.1.2.16	Procedure Check_OG_Barring .....	54
7.1.2.17	Process Update_Location_VLR .....	54
7.2	Retrieval of routing information for MT call .....	81
7.2.1	Functional requirements of GMSC .....	81
7.2.1.1	Process MT_GMSC .....	81
7.2.1.2	Procedure Obtain_Routing_Address .....	83
7.2.1.3	Procedure Send_ACM_If_Required .....	84
7.2.1.4	Procedure Send_Answer_If_Required .....	84
7.2.1.5	Procedure Send_Network_Connect_If_Required .....	84
7.2.1.6	Procedure Handle_COLP_Forwarding_Interaction_MSC .....	84
7.2.1.7	Procedure Activate_CF_Process .....	84
7.2.1.8	Process MT_CF_MSC .....	85
7.2.1.9	Macro CUG_Support_Check_GMSC .....	86
7.2.2	Functional requirements of HLR .....	112
7.2.2.1	Process SRI_HLR .....	112
7.2.2.2	Procedure Check_Parameters .....	114
7.2.2.3	Procedure Subscription_Check_HLR .....	114
7.2.2.4	Procedure First_Forwarding_HLR .....	114
7.2.2.5	Procedure PRN_Error_HLR .....	115
7.2.2.6	Procedure Forward_CUG_Check .....	115
7.2.2.7	Void .....	115
7.2.2.8	Procedure Check_IC_Barring .....	115
7.2.2.9	Procedure IC_CUG_Check .....	115
7.2.2.10	Procedure Handle_CFU .....	115
7.2.2.11	Procedure Handle_CFNRC .....	115
7.2.3	Functional requirements of VLR .....	133
7.2.3.1	Process PRN_VLR .....	133
7.2.3.2	Process Restore_Subscriber_Data_VLR .....	133
7.2.3.3	Process PSI_VLR .....	133
7.2.3.4	Procedure Retrieve_Location_Info_VLR .....	134
7.2.3.5	Procedure Active_Info_Retrieval_VLR .....	134
7.2.4	Functional requirements of MSC .....	149
7.2.4.1	Process Prepage_MSC .....	149
7.2.4.2	Procedure Prepaging_Page_MS_MSC .....	149
7.2.4.3	Prepaging_Search_For_MS_MSC .....	149
7.2.4.4	Process OSI_MSC .....	149
7.2.4.5	Process RCL_MSC .....	149
7.2.4.6	Procedure Active_Info_Retrieval_Page_MSC .....	149
7.2.4.7	Procedure Active_Info_Retrieval_Search_MSC .....	149
7.2.4.8	Procedure Retrieve_IMEI_If_Required .....	150
7.3	MT call .....	158

7.3.1	Functional requirements of serving MSC .....	158
7.3.1.1	Process ICH_MSC .....	158
7.3.1.2	Procedure Page_MS_MSC .....	160
7.3.1.3	Procedure Search_For_MS_MSC .....	161
7.3.1.4	Procedure Complete_Call_In_MSC .....	161
7.3.1.5	Void .....	163
7.3.1.6	Procedure Set_CLIP_Info_MSC .....	163
7.3.1.7	Void .....	163
7.3.1.8	Procedure Establish_Terminating_TCH_If_Required .....	163
7.3.1.9	Procedure Handle_AoC_MT_MSC .....	163
7.3.1.10	Procedure Set_COL_Presentation_Indicator_MSC .....	163
7.3.2	Functional requirements of VLR .....	202
7.3.2.1	Process ICH_VLR .....	202
7.3.2.2	Void .....	203
7.3.2.3	Procedure Search_For_MS_VLR .....	203
7.3.2.4	Procedure Get_CW_Subscription_Info_VLR .....	203
7.3.2.5	Procedure Get_LI_Subscription_Info_MT_VLR .....	203
7.3.2.6	Procedure Handle_CFB .....	203
7.3.2.7	Procedure Handle_CFNRY .....	203
7.4	Subs_FSM .....	217
7.4.1	Functional requirements of serving MSC .....	217
7.4.1.1	Process Subs_FSM .....	217
7.4.1.1.1	Macro Check_Ongoing_Calls .....	218
7.4.1.1.2	Macro Update_Non_Speech_Calls_Status .....	218
7.4.1.1.3	Macro Increment_Call_Counter .....	218
7.4.1.1.4	Macro Decrement_Call_Counter .....	218
8	Contents of messages .....	240
8.1	Messages on the B interface (MSC-VLR) .....	240
8.1.1	Abort .....	240
8.1.2	Authenticate .....	240
8.1.3	Authenticate ack .....	241
8.1.4	Authenticate negative response .....	241
8.1.5	Call arrived .....	241
8.1.6	Check IMEI .....	241
8.1.7	Check IMEI ack .....	241
8.1.8	Check IMEI negative response .....	241
8.1.9	Complete Call .....	242
8.1.10	Complete Call ack .....	243
8.1.11	Complete Call negative response .....	243
8.1.12	Forward New TMSI .....	243
8.1.13	Forward New TMSI ack .....	243
8.1.14	Forward New TMSI negative response .....	243
8.1.15	Obtain Subscriber Info .....	243
8.1.16	Obtain Subscriber Info ack .....	243
8.1.17	Page MS .....	244
8.1.18	Page MS ack .....	244
8.1.19	Page MS negative response .....	244
8.1.20	Page MS via SGSN .....	245
8.1.21	Process Access Request .....	245
8.1.22	Process Access Request ack .....	245
8.1.23	Process Access Request negative response .....	246
8.1.24	Process Call Waiting .....	246
8.1.25	Process Call Waiting ack .....	246
8.1.26	Process Call Waiting negative response .....	246
8.1.27	Provide IMEI .....	246
8.1.28	Provide IMEI ack .....	247
8.1.29	Provide IMSI .....	247
8.1.30	Provide IMSI ack .....	247
8.1.31	Radio connection released .....	247
8.1.32	Search For MS .....	247
8.1.33	Search For MS ack .....	247

8.1.34	Search For MS negative response .....	248
8.1.35	Search for MS via SGSN .....	248
8.1.36	Send Info For Incoming Call .....	248
8.1.37	Send Info For Incoming Call ack .....	249
8.1.38	Send Info For Incoming Call negative response .....	249
8.1.39	Send Info For Outgoing Call .....	250
8.1.40	Send Info For Outgoing Call negative response .....	250
8.1.40A	Send UESBI-Iu to Access Network .....	250
8.1.41	Start security procedures .....	250
8.1.42	Trace subscriber activity .....	251
8.1.43	Use existing TMSI .....	251
8.2	Messages on the C interface (MSC-HLR) .....	251
8.2.1	Send Routeing Info .....	251
8.2.2	Send Routeing Info ack .....	252
8.2.3	Send Routeing Info negative response .....	252
8.3	Messages on the D interface (VLR-HLR) .....	253
8.3.1	Provide Roaming Number .....	253
8.3.2	Provide Roaming Number ack .....	254
8.3.3	Provide Roaming Number negative response .....	254
8.3.4	Provide Subscriber Info .....	254
8.3.5	Provide Subscriber Info ack .....	254
8.3.5.1	Location information .....	255
8.3.6	Provide Subscriber Info negative response .....	255
8.3.7	Restore Data .....	255
8.3.8	Restore Data ack .....	256
8.3.9	Restore Data negative response .....	256
8.4	Messages on the F interface (MSC-EIR) .....	256
8.4.1	Check IMEI .....	256
8.4.2	Check IMEI ack .....	256
8.4.3	Check IMEI negative response .....	256
8.5	Messages on the MSC internal interface .....	256
8.5.1	CF cancelled .....	256
8.5.2	Perform Call Forwarding .....	257
8.5.3	Perform Call Forwarding ack .....	257
8.5.4	Perform Call Forwarding negative response .....	257
8.6	Messages on the VLR internal interface .....	257
8.6.1	Call arrived .....	257
8.6.2	PAR completed .....	257
8.7	Messages on the Gs interface .....	258
8.7.1	Page MS .....	258
8.7.2	Send MS information .....	258
8.7.3	Send MS information ack .....	258
8.7.4	Send MS information negative response .....	258
<b>Annex A (informative):</b>	<b>Handling of an IAM at an MSC .....</b>	<b>259</b>
<b>Annex B (informative):</b>	<b>Change history .....</b>	<b>262</b>
History .....		264

---

## Foreword

This Technical Specification has been produced by the 3<sup>rd</sup> Generation Partnership Project (3GPP).

The present document specifies the technical realization of the handling of calls originated by a 3G mobile subscriber and calls directed to a 3G mobile subscriber, up to the point where the call is established within the 3GPP system.

The contents of the present document are subject to continuing work within the TSG and may change following formal TSG approval. Should the TSG modify the contents of the present document, it will be re-released by the TSG with an identifying change of release date and an increase in version number as follows:

Version x.y.z

where:

- x the first digit:
  - 1 presented to TSG for information;
  - 2 presented to TSG for approval;
  - 3 Indicates a TSG approved Release 1999 document under change control;
  - 4 Indicate a TSG approved Release 4 document under change control.
- y the second digit is incremented for all changes of substance, i.e. technical enhancements, corrections, updates, etc.
- z the third digit is incremented when editorial only changes have been incorporated in the specification;



---

# 1 Scope

The present document specifies the technical realization of the handling of calls originated by a UMTS or GSM mobile subscriber and calls directed to a UMTS or GSM mobile subscriber, up to the point where the call is established. Normal release of the call after establishment is also specified.

In the present document, the term MS is used to denote a UMTS UE or GSM MS, as appropriate.

The handling of DTMF signalling and Off-Air Call set-up (OACSU) are not described in the present document.

The details of the effects of UMTS or GSM supplementary services on the handling of a call are described in the relevant 3GPP TS 23.07x, 3GPP TS 23.08x and 3GPP TS 23.09x series of specifications.

The specification of the handling of a request from the HLR for subscriber information is not part of basic call handling, but is required for both CAMEL (3GPP TS 23.078 [12]) and optimal routing (3GPP TS 23.079 [13]). The use of the Provide Subscriber Information message flow is shown in 3GPP TS 23.078 [12] and 3GPP TS 23.079 [13].

The specification of the handling of data calls re-routed to a SIWFS is described in 3GPP TS 23.054 [8].

The logical separation of the MSC and VLR (shown in clauses 4, 5 and 7), and the messages transferred between them (described in clause 8) are the basis of a model used to define the externally visible behaviour of the MSC/VLR, which is a single physical entity. They do not impose any requirement except the definition of the externally visible behaviour.

If there is any conflict between the present document and the corresponding stage 3 specifications (3GPP TS 24.008 [26], 3GPP TS 25.413 [27], 3GPP TS 48.008 [2] and 3GPP TS 29.002 [29]), the stage 3 specification shall prevail.

---

# 2 References

The following documents contain provisions which, through reference in this text, constitute provisions of the present document.

- References are either specific (identified by date of publication, edition number, version number, etc.) or non-specific.
- For a specific reference, subsequent revisions do not apply.
- For a non-specific reference, the latest version applies. In the case of a reference to a 3GPP document (including a GSM document), a non-specific reference implicitly refers to the latest version of that document *in the same Release as the present document*.

- [1] 3GPP TS 43.020: "Security related Network Functions".
- [2] 3GPP TS 48.008: "Mobile Switching Centre - Base Station System (MSC - BSS) interface Layer 3 specification".
- [3] GSM 12.08: "Digital cellular telecommunications system (Phase 2+); Subscriber and equipment trace".
- [4] 3GPP TR 21.905: "Vocabulary for 3GPP Specifications".
- [5] 3GPP TS 23.003: "Numbering, addressing and identification".
- [6] 3GPP TS 23.012: "Location management procedures".
- [7] 3GPP TS 23.032: "Universal Geographical Area Description (GAD)".
- [8] 3GPP TS 23.054: "Description for the use of a Shared Inter Working Function (SIWF) in a GSM; Stage 2".
- [9] 3GPP TS 23.060: "General Packet Radio Service (GPRS); Service description; Stage 2".

- [10] 3GPP TS 23.066: "Support of GSM Mobile Number Portability (MNP); Stage 2".
- [11] 3GPP TS 23.072: "Call deflection Supplementary Service; Stage2".
- [12] 3GPP TS 23.078: "Customized Applications for Mobile network Enhanced Logic (CAMEL); Stage 2".
- [13] 3GPP TS 23.079: "Support of Optimal Routeing (SOR); Technical realization; Stage 2".
- [14] 3GPP TS 23.081: "Line identification Supplementary Services; Stage 2".
- [15] 3GPP TS 23.082: "Call Forwarding (CF) Supplementary Services; Stage 2".
- [16] 3GPP TS 23.083: "Call Waiting (CW) and Call Hold (HOLD) Supplementary Service; Stage 2".
- [17] 3GPP TS 23.084: "Multi Party (MPTY) Supplementary Service; Stage 2".
- [18] 3GPP TS 23.085: "Closed User Group (CUG) Supplementary Service; Stage 2".
- [19] 3GPP TS 23.086: "Advice of Charge (AoC) Supplementary Service; Stage 2".
- [20] 3GPP TS 23.087: "User-to-User Signalling (UUS) Supplementary Service; Stage 2".
- [21] 3GPP TS 23.088: "Call Barring (CB) Supplementary Service; Stage 2".
- [22] 3GPP TS 23.091: "Explicit Call Transfer (ECT) supplementary service; Stage 2".
- [23] 3GPP TS 23.093: "Technical realization of Completion of Calls to Busy Subscriber (CCBS); Stage 2".
- [24] 3GPP TS 23.116: "Super-charger technical realization; Stage 2".
- [25] 3GPP TS 23.135: "Multicall supplementary service; Stage 2".
- [25a] 3GPP TS 23.195: "Provision of UE Specific Behaviour Information to Network Entities".
- [26] 3GPP TS 24.008: "Mobile radio interface Layer 3 specification; Core network protocols; Stage 3".
- [27] 3GPP TS 25.413: "UTRAN Iu interface RANAP signalling".
- [28] 3GPP TS 27.001: "General on Terminal Adaptation Functions (TAF) for Mobile Stations (MS)".
- [29] 3GPP TS 29.002: "Mobile Application Part (MAP) specification".
- [30] 3GPP TS 29.007: "General requirements on interworking between the Public Land Mobile Network (PLMN) and the Integrated Services Digital Network (ISDN) or Public Switched Telephone Network (PSTN)".
- [31] 3GPP TS 29.010: "Information Element Mapping between Mobile Station - Base Station System (MS - BSS) and Base Station System - Mobile-services Switching Centre (BSS - MSC) Signalling Procedures and the Mobile Application Part (MAP)".
- [32] 3GPP TS 33.102: "3G Security; Security architecture".
- [33] ITU-T Recommendation Q.761 (1999): "Signalling System No. 7 - ISDN User Part functional description".
- [34] ITU-T Recommendation Q.762 (1999): "Signalling System No. 7 - ISDN User Part general functions of messages and signals".
- [35] ITU-T Recommendation Q.763 (1999): "Signalling System No. 7 - ISDN User Part formats and codes".
- [36] ITU-T Recommendation Q.764 (1999): "Signalling System No. 7 - ISDN user part signalling procedures".
- [37] ITU-T Recommendation Q.850 (1996): "Usage of cause and location in the Digital Subscriber Signalling System No. 1 and the Signalling System No. 7 ISDN User Part".

[38] 3GPP TS 23.172: "Technical realization of Circuit Switched (CS) multimedia service ; UDI/RDI fallback and service modification; Stage 2"

## 3 Definitions and abbreviations

### 3.1 Definitions

For the purposes of the present document, the following terms and definitions apply:

**A subscriber:** the calling mobile subscriber

**B subscriber:** the mobile subscriber originally called by the A subscriber

**C subscriber:** the subscriber to whom the B subscriber has requested that calls be forwarded  
The C subscriber may be fixed or mobile.

**Location Information:** information to define the whereabouts of the MS, and the age of the information defining the whereabouts

**PLMN Bearer Capability:** information transferred over the UMTS or GSM access interface to define the information transfer capabilities to be used between the MS and the network for a circuit-switched connection

### 3.2 Abbreviations

For the purposes of the present document, the following abbreviations apply:

A&O	Active & Operative
ACM	Address Complete Message
ANM	ANswer Message
AoC	Advice of Charge
BC	Bearer Capability
BOIC-exHC&BOIZC	Barring of Outgoing International Calls except those directed to the HPLMN Country & Barring of Outgoing InterZonal Calls
BOIZC	Barring of Outgoing InterZonal Calls
BOIZC-exHC	Barring of Outgoing InterZonal Calls except those directed to the HPLMN Country
CCBS	Completion of Calls to Busy Subscriber
CFB	Call Forwarding on Busy
CFNRc	Call Forwarding on mobile subscriber Not Reachable
CFNRy	Call Forwarding on No Reply
CFU	Call Forwarding Unconditional
CLIP	Calling Line Identity Presentation
CLIR	Calling Line Identity Restriction
COLP	COnnected Line identity Presentation
COLR	COnnected Line identity Restriction
CUG	Closed User Group
CW	Call Waiting
FTN	Forwarded-To Number
FTNW	Forwarded-To NetWork
GMSCB	Gateway MSC of the B subscriber
GPRS	General Packet Radio Service
HLC	Higher Layer Compatibility
HLRB	The HLR of the B subscriber
HPLMNB	The HPLMN of the B subscriber
IAM	Initial Address Message
IPLMN	Interrogating PLMN - the PLMN containing GMSCB
IWU	Inter Working Unit
LLC	Lower Layer Compatibility
MO	Mobile Originated
MPTY	MultiParTY
MT	Mobile Terminated

NDUB	Network Determined User Busy
NRCT	No Reply Call Timer
PLMN BC	(GSM or UMTS) PLMN Bearer Capability
PRN	Provide Roaming Number
PUESBINE	Provision of User Equipment Specific Behaviour Information to Network Entities
SCUDIF	Service Change and UDI/RDI Fallback
SGSN	Serving GPRS support node
SIFIC	Send Information For Incoming Call
SIFOC	Send Information For Outgoing Call
SIWF	Shared Inter Working Function
SIWFS	SIWF Server. SIWFS is the entity where the used IWU is located.
SRI	Send Routeing Information
UDUB	User Determined User Busy
UESBI-Iu	User Equipment Specific Behaviour Information over the Iu interface
VLRA	The VLR of the A subscriber
VLRB	The VLR of the B subscriber
VMSCA	The Visited MSC of the A subscriber
VMSCB	The Visited MSC of the B subscriber
VPLMNA	The Visited PLMN of the A subscriber
VPLMNB	The Visited PLMN of the B subscriber

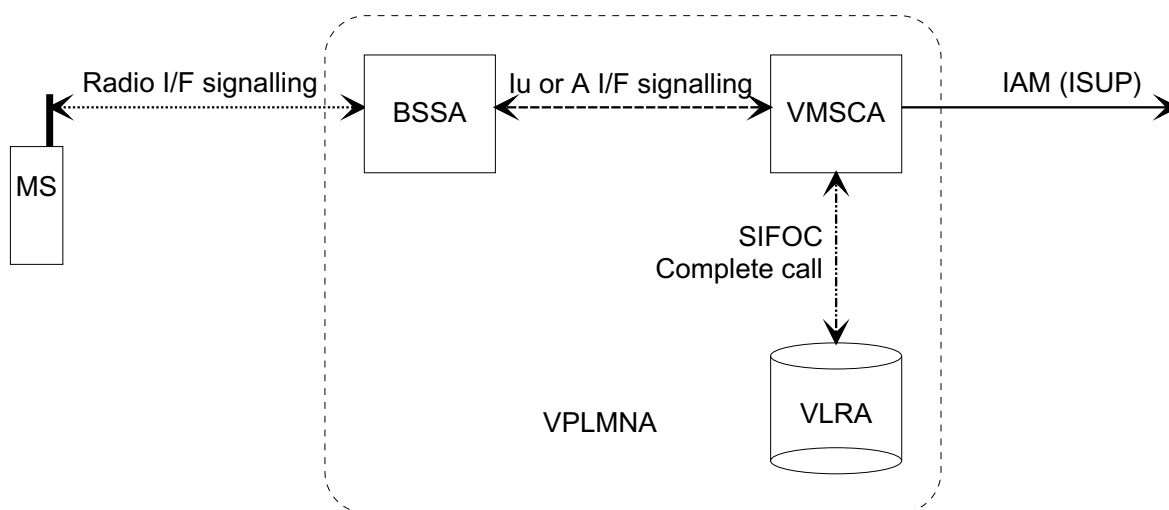
## 4 Architecture

Subclauses 4.1 and 4.2 show the architecture for handling a basic MO call and a basic MT call. A basic mobile-to-mobile call is treated as the concatenation of an MO call and an MT call.

### 4.1 Architecture for an MO call

A basic mobile originated call involves signalling between the MS and its VMSC via the BSS, between the VMSC and the VLR and between the VMSC and the destination exchange, as indicated in figure 1.

In figure 1 and throughout the present document, the term BSS is used to denote a GSM BSS or a UTRAN, as appropriate.



**Figure 1: Architecture for a basic mobile originated call**

In figure 1 and throughout the present document, the term ISUP is used to denote the telephony signalling system used between exchanges. In a given network, any telephony signalling system may be used.

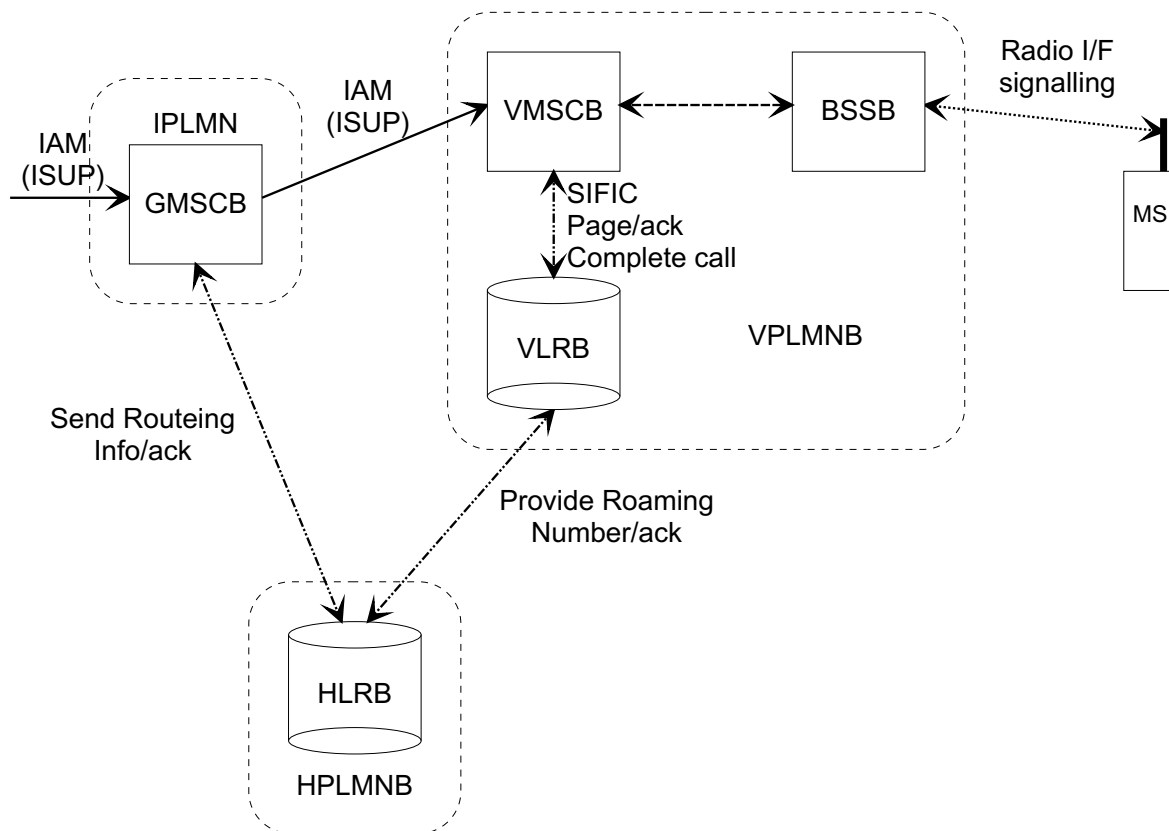
When the user of an MS wishes to originate a call, the MS establishes communication with the network using radio interface signalling, and sends a message containing the address of the called party. VMSCA requests information to handle the outgoing call (SIFOC) from VLRA, over an internal interface of the MSC/VLR. If VLRA determines that the outgoing call is allowed, it responds with a Complete Call. VMSCA:

- establishes a traffic channel to the MS; and
- constructs an ISUP IAM using the called party address and sends it to the destination exchange.

NOTE: When the non-loop method is used for data calls, the IAM is sent to the SIWFS.

## 4.2 Architecture for an MT call

A basic mobile terminated call involves signalling as indicated in figure 2. Communication between VMSCB and the MS is via the BSS, as for the mobile originated case. If VPLMNB supports GPRS and the Gs interface between VLRB and the SGSN is implemented (see 3GPP TS 23.060 [9]) and there is an association between VLRB and the SGSN for the MS, the paging signal towards the MS goes from VMSCB via VLRB and the SGSN to the BSS. The IPLMN, containing GMSCB, is in principle distinct from HPLMNB, containing HLRB, but the practice for at least the majority of current UMTS or GSM networks is that a call to an MS will be routed to a GMSC in HPLMNB.



**Figure 2: Architecture for a basic mobile terminated call**

When GMSCB receives an ISUP IAM, it requests routing information from HLRB using the MAP protocol. HLRB requests a roaming number from VLRB, also using the MAP protocol, and VLRB returns a roaming number in the Provide Roaming Number Ack. HLRB returns the roaming number to GMSCB in the Send Routing Info ack. GMSCB uses the roaming number to construct an ISUP IAM, which it sends to VMSCB. When VMSCB receives the IAM, it requests information to handle the incoming call (SIFIC) from VLRB, over an internal interface of the MSC/VLR. If VLRB determines that the incoming call is allowed, it requests VMSCB to page the MS. VMSCB pages the MS using radio interface signalling. When the MS responds, VMSCB informs VLRB in the Page ack message. VLRB instructs VMSCB to connect the call in the Complete call, and VMSCB establishes a traffic channel to the MS.

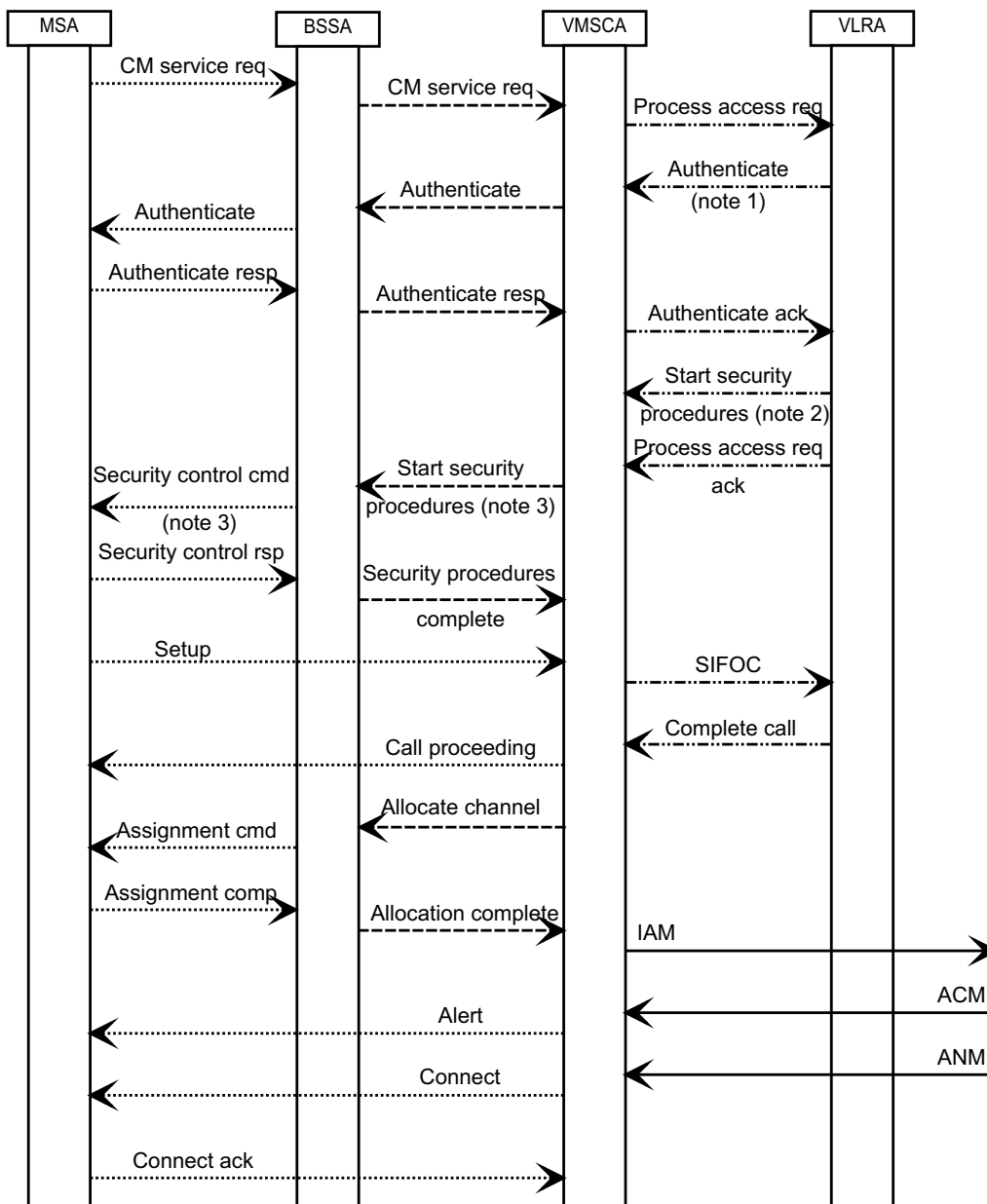
---

## 5 Information flows

In this clause and clause 7, the terms "security procedures" and "security control" denote the UMTS ciphering and integrity protection mechanism defined in 3GPP TS 33.102 [32] or the GSM ciphering mechanism defined in 3GPP TS 43.020 [1], as appropriate.

### 5.1 Information flow for an MO call

An example information flow for an MO call is shown in figure 3; many variations are possible. Signalling over the radio interface between MSA and BSSA or VMSCA is shown by dotted lines; signalling over the Iu interface (for UMTS) or the A interface (for GSM) between BSSA and VMSCA is shown by dashed lines; signalling over the B interface between VMSCA and VLRA is shown by chain lines; and ISUP signalling between VMSCA and the destination exchange is shown by solid lines.



- NOTE 1: Authentication may occur at any stage during the establishment of an MO call; its position in this message flow diagram is an example.
- NOTE 2: Security procedures may be initiated at any stage after authentication; the position in this message flow diagram is an example.
- NOTE 3: If ciphering is not required for a GSM connection, the MSC may send a CM service accept towards the MS; optionally it may instead send a "start ciphering" request indicating that no ciphering is required. This option is not available for a UMTS connection [ffs].
- NOTE 4: The network may request the IMEI from the MS, and may check the IMEI, at any stage during the establishment of an MO call, either as part of the procedure to start security procedures or explicitly after security procedures have started; this is not shown in this message flow diagram.

**Figure 3: Information flow for a basic mobile originated call**

When the user wishes to originate a call, MSA establishes a signalling connection with BSSA, and sends a Connection Management (CM) service request to BSSA, which relays it to VMSCA. VMSCA sends a Process Access Request to VLRA. VLRA may then initiate authentication, as described in 3GPP TS 33.102 [32] for UMTS and 3GPP TS 43.020 [1] for GSM. VLRA may also initiate security procedures at this stage, as described in 3GPP TS 33.102 [32] for UMTS 3GPP TS 43.020 [1] for GSM. If the user originates one or more new MO calls in a multicall configuration, MSA sends a CM service request through the existing signalling connection for each new call.

If VLRA determines that MSA is allowed service, it sends a Process Access Request ack to VMSCA. If VMSCA has received a Start security procedures message from VLRA, the Process Access Request ack message triggers a Start security procedures message towards BSSA; otherwise VMSCA sends a CM Service Accept message towards BSSA.

If BSSA receives a Start security procedures message from VMSCA, it initiates security procedures as described in 3GPP TS 33.102 [32] for UMTS and 3GPP TS 43.020 [1] for GSM; when security procedures have been successfully initiated, MSA interprets this in the same way as a CM Service Accept. If security procedures are not required at this stage, BSSA relays the CM Service Accept to MSA.

When MSA has received the CM Service Accept, or security procedures have been successfully initiated, MSA sends a Set-up message containing the B subscriber address via BSSA to VMSCA. MSA also uses the Set-up message to indicate the bearer capability required for the call; VMSCA translates this bearer capability into a basic service, and determines whether an interworking function is required. VMSCA sends to VLRA a request for information to handle the outgoing call, using a Send Info For Outgoing Call (SIFOC) message containing the B subscriber address.

If VLRA determines that the call should be connected, it sends a Complete Call message to VMSCA. VMSCA sends a Call Proceeding message via BSSA to MSA, to indicate that the call request has been accepted, and sends an Allocate channel message to BSSA, to trigger BSSA and MSA to set up a traffic channel over the radio interface. The Call Proceeding message includes bearer capability information if any of the negotiable parameters of the bearer capability has to be changed. When the traffic channel assignment process is complete (indicated by the Allocation complete message from BSSA to VMSCA), VMSCA constructs an ISUP IAM using the B subscriber address, and sends it to the destination exchange.

When the destination exchange returns an ISUP Address Complete Message (ACM), VMSCA sends an Alerting message via BSSA to MSA, to indicate to the calling user that the B subscriber is being alerted.

When the destination exchange returns an ISUP ANswer Message (ANM), VMSCA sends a Connect message via BSSA to MSA, to instruct MSA to connect the speech path.

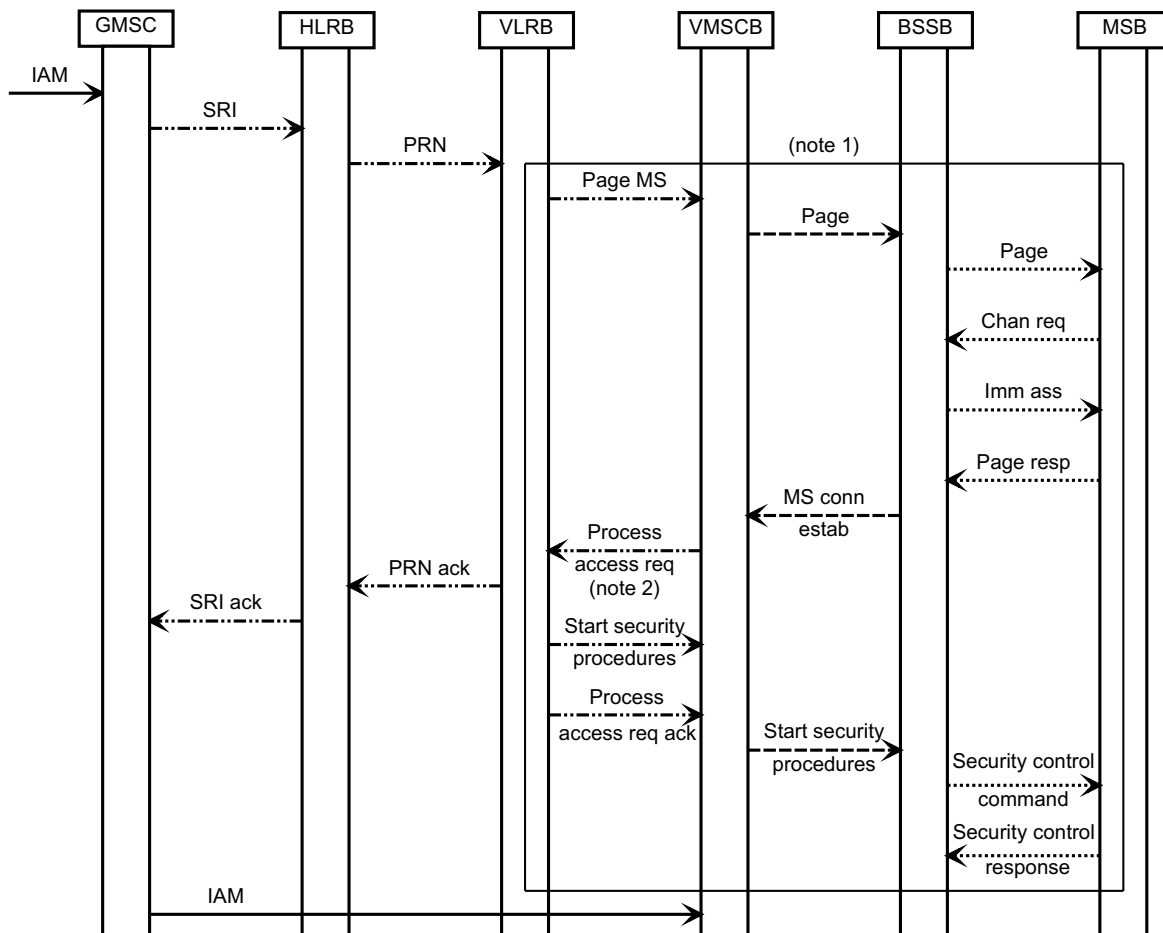
The network then waits for the call to be cleared.

For an emergency call, a different CM service type (emergency call) is used, and the mobile may identify itself by an IMEI. It is a network operator option whether to allow an emergency call when the mobile identifies itself by an IMEI. Details of the handling are shown in clause 7.



## 5.2 Information flow for retrieval of routing information for an MT call

The information flow for retrieval of routing information for an MT call is shown in figure 4. ISUP signalling between the originating exchange and GMSCB, and between GMSCB and VMSCB is shown by solid lines; signalling over the MAP interfaces between GMSCB and HLRB and between HLRB and VLRB, and over the B interface between VLRB and VMSCB is shown by chain lines; signalling over the Iu interface (for UMTS) or the A interface (for GSM) between VMSCB and BSSB is shown by dashed lines; and signalling over the radio interface between BSSB and MSB is shown by dotted lines.



NOTE 1: If pre-paging is used, paging is initiated after VLRB has accepted the PRN message. The paging procedure is described in subclause 5.3.

NOTE 2: VMSCB starts the timer for the release of radio resources after it sends the Process Access Request message to VLRB. VMSCB releases the radio resource allocated for the MT call if the timer expires before the IAM is received.

**Figure 4: Information flow for retrieval of routing information for a basic mobile terminated call**

When GMSCB receives an IAM, it analyses the called party address. If GMSCB can derive an HLR address from the B party address, it sends a request for routing information (SRI) to HLRB. If GMSCB supports pre-paging (i.e. it is prepared to wait long enough for the SRI to allow pre-paging to be completed), it indicates this by an information element in the SRI message.

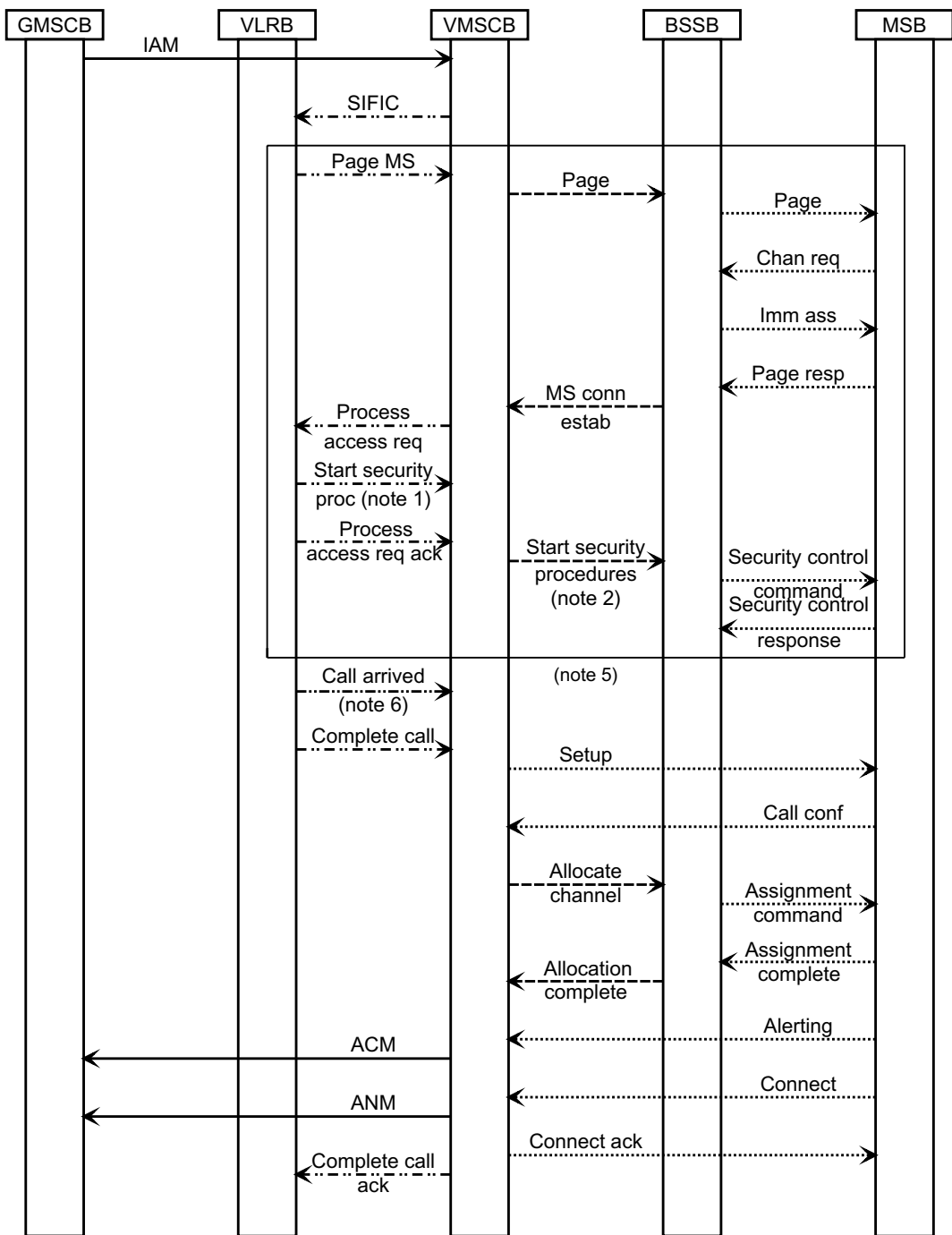
HLRB decides whether pre-paging is supported according to the following criteria:

- GMSCB has indicated that it supports pre-paging; and
- HLRB supports pre-paging (i.e. it is prepared to wait long enough for the PRN ack to allow pre-paging to be completed).

HLRB sends a request for a roaming number (PRN) to VLRB; if pre-paging is supported, it indicates this by an information element in the PRN message. VLRB returns the roaming number in the PRN ack, and HLRB relays the roaming number to GMSCB in the SRI ack. GMSCB constructs an IAM using the roaming number, and sends it to VMSCB.

### 5.3 Information flow for an MT call

An example information flow for an MT call is shown in figure 5; many variations are possible. ISUP signalling between GMSCB and VMSCB is shown by solid lines; signalling over the B interface between VMSCB and VLRB is shown by chain lines; signalling over the Iu interface (for UMTS) or the A interface (for GSM) between VMSCB and BSSB is shown by dashed lines; and signalling over the radio interface between VMSCB or BSSB and MSB is shown by dotted lines.



- NOTE 1: Security procedures may be initiated at any stage after the network has accepted the page response; the position in this message flow diagram is an example.
- NOTE 2: If Security procedures are not required, the MSC may send a Start security procedures message indicating that no ciphering is required.
- NOTE 3: This message flow diagram assumes that the MS has already been authenticated on location registration. If this is not so (for the first MT call after VLR restoration), the network may initiate authentication after the MS responds to paging.
- NOTE 4: The network may request the IMEI from the MS, and may check the IMEI, at any stage after the MS responds to paging, either as part of the procedure to start security procedures or explicitly after security procedures have been started; this is not shown in this message flow diagram.
- NOTE 5: If a connection between MSCB and MSB has been established as a result of pre-paging, the paging procedure is not performed.
- NOTE 6: If a connection between MSCB and MSB has been established as a result of pre-paging, VLRB sends the Call arrived message to MSCB to stop the guard timer for the release of the radio connection.

**Figure 5: Information flow for a basic mobile terminated call**

When VMSCB receives an IAM from GMSCB it sends to VLRB a request for information to handle the incoming call, using a Send Info For Incoming Call (SIFIC) message containing the roaming number received in the IAM.

If VLRB recognizes the roaming number, and MSB is allowed service, it sends a request to VMSCB to page MSB. If a radio connection between the network and MSB is already established, VMSCB responds immediately to the page request. If no radio connection exists, VMSCB sends a page request to BSSB, and BSSB broadcasts the page on the paging channel. If VPLMNB supports GPRS and the Gs interface between VLRB and the SGSN is implemented (see 3GPP TS 23.060 [9]) and there is a valid association between VLRB and the SGSN for the MS, the paging signal towards the MS goes from VMSCB via VLRB and the SGSN to the BSS.

If MSB detects the page, it sends a channel request to BSSB, which responds with an immediate assignment command, to instruct MSB to use the specified signalling channel. MSB then sends a page response on the signalling channel; BSSB relays this to VMSCB. VMSCB sends a Process access request message to VLRB to indicate that MSB has responded to paging. VLRB may then initiate authentication, as described in 3GPP TS 33.102 [32] for UMTS and 3GPP TS 43.020 [1] for GSM. VLRB may also initiate security procedures at this stage, as described in 3GPP TS 33.102 [32] for UMTS and 3GPP TS 43.020 [1] for GSM.

If VLRB determines that MSB is allowed service, it sends a Process access request ack to VMSCB. The Process access request ack message triggers a Start security procedures message towards BSSB; if VMSCB has not received a Start security procedures message from VLRB, the Start security procedures message indicates no ciphering.

VLRB then sends a Complete call message to VMSCB. VMSCB sends a Set-up message towards MSB. The Set-up message may include bearer capability information for the call.

When MSB receives the Set-up message from BSSB, it responds with a Call confirmed message. The Call Confirmed message includes bearer capability information if any of the negotiable parameters of the bearer capability has to be changed. When VMSCB receives the Call confirmed message via BSSB, it sends an Allocate channel message to BSSB. BSSB instructs MSB to tune to a traffic channel by sending an Assignment command. When MSB has tuned to the specified traffic channel it responds with an Assignment complete, message, which BSSB relays to VMSCB as an Allocation complete, and sends an Alerting message to indicate that the called user is being alerted. VMSCB sends an ACM to GMSCB, which relays it to the originating exchange.

When the called user answers, MSB sends a Connect message, which BSSB relays to VMSCB. VMSCB:

- responds with a Connect ack message towards MSB;
- sends an ANM to GMSCB, which relays it to the originating exchange;
- sends a Complete call ack to VLRB.

The network then waits for the call to be cleared.

---

## 6 Principles for interactions with supplementary services

This clause specifies the principles used to describe the invocation of the GSM or UMTS supplementary services which were standardized when the present document was drafted. Registration, erasure, activation, deactivation and interrogation are call-independent operations; they are therefore outside the scope of the present document. Descriptions may be found in the stage 2 specifications for each supplementary service.

In the modelling used in the present document, each supplementary service which a network entity supports is managed by a supplementary service handler, which handles data in the entity in which it runs. The call handling processes defined in the present document use the data to define the contents of messages to other entities. The basic call handling processes defined in the present document interact with the supplementary service handlers as shown in the SDL diagrams and the supporting text. If a network entity does not support a supplementary service, it bypasses the interaction with the handler for that supplementary service. Exceptions to this general principle are described later in this clause.

## 6.1 Call Deflection service (3GPP TS 23.072)

The basic call handling processes ICH\_MSC and ICH\_VLR interact with the CD supplementary service (3GPP TS 23.072 [11]) as described in subclauses 7.3.1 and 7.3.2 respectively.

## 6.2 Line identification services (3GPP TS 23.081)

### 6.2.1 Calling Line Identification Presentation (CLIP)

The basic call handling processes ICH\_VLR and ICH\_MSC interact with the processes CLIP\_MAF001 and CLIP\_MAF002 (3GPP TS 23.081 [14]) as described in subclauses 7.3.1 and 7.3.2.

### 6.2.2 Calling Line Identification Restriction (CLIR)

The basic call handling processes OCH\_MSC and OCH\_VLR interact with the processes CLIR\_MAF004 and CLIR\_MAF003 (3GPP TS 23.081 [14]) as described in subclauses 7.1.1 and 7.1.2.

### 6.2.3 Connected Line Identification Presentation (COLP)

The basic call handling processes OCH\_MSC and OCH\_VLR interact with the processes COLP\_MAF006 and COLP\_MAF005 (3GPP TS 23.081 [14]) as described in subclauses 7.1.1 and 7.1.2.

The basic call handling processes MT\_GMSC and ICH\_MSC interact with the process COLP\_MAF039 (3GPP TS 23.081 [14]) as described in subclauses 7.2.1 and 7.3.1.

### 6.2.4 Connected Line Identification Restriction (COLR)

The basic call handling processes ICH\_VLR and ICH\_MSC interact with the processes COLR\_MAF040 and COLR\_MAF041 (3GPP TS 23.081 [14]) as described in subclauses 7.3.2 and 7.3.1.

## 6.3 Call forwarding services (3GPP TS 23.082)

### 6.3.1 Call Forwarding Unconditional (CFU)

The basic call handling process SRI\_HLR interacts with the process MAF007(3GPP TS 23.082 [15]) as described in subclause 7.2.2.

### 6.3.2 Call Forwarding on mobile subscriber Busy (CFB)

The basic call handling process ICH\_VLR interacts with the process MAF008 (3GPP TS 23.082 [15]) as described in subclause 7.3.2.

### 6.3.3 Call Forwarding on No Reply (CFNRy)

The basic call handling process ICH\_VLR interacts with the process MAF009 (3GPP TS 23.082 [15]) as described in subclause 7.3.2.

### 6.3.4 Call Forwarding on mobile subscriber Not Reachable (CFNRc)

The basic call handling processes SRI\_HLR and ICH\_VLR interact with the process MAF010 (3GPP TS 23.082 [15]) as described in subclauses 7.2.2 and 7.3.2.

## 6.4 Call wait (3GPP TS 23.083)

The basic call handling process ICH\_VLR interacts with the process MAF013 (3GPP TS 23.083 [16]) as described in subclause 7.3.2. Further details of the handling of call waiting are given in subclauses 7.3.1 and 7.3.2.

## 6.5 Call hold (3GPP TS 23.083)

Invocation of call hold before a basic call has been established will be rejected.

The basic call handling processes OCH\_MSC and ICH\_MSC interact with the procedures Process\_Hold\_Request and Process\_Retrieve\_Request as described in subclauses 7.1.1 and 7.3.1.

## 6.6 Multiparty (3GPP TS 23.084)

Invocation of multiparty before a basic call has been established will be rejected.

## 6.7 Closed user group (3GPP TS 23.085)

The basic call handling process OCH\_VLR interacts with the process CUG\_MAF014 (3GPP TS 23.085 [18]) as described in subclause 7.1.2.

The basic call handling process SRI\_HLR interacts with the process CUG\_MAF015 (3GPP TS 23.085 [18]) as described in subclause 7.2.2.

The interactions between call forwarding and CUG (3GPP TS 23.085 [18]) are handled as described in subclause 7.2.2.6.

## 6.8 Advice of charge (3GPP TS 23.086)

The interactions between Advice of Charge (3GPP TS 23.086 [19]) and MO calls are handled as described in subclauses 7.1.1 and 7.1.2.

The interactions between Advice of Charge (3GPP TS 23.086 [19]) and MT calls are handled as described in subclauses 7.3.1 and 7.3.2.

## 6.9 User-to-user signalling (3GPP TS 23.087)

The basic call handling processes OCH\_MSC, OCH\_VLR, MT\_GMSC and ICH\_MSC interact with the UUS supplementary service as described in subclauses 7.1.1, 7.1.2, 7.2.1 and 7.3.1 respectively.

## 6.10 Call barring (3GPP TS 23.088)

### 6.10.1 Barring of outgoing calls

The basic call handling process OCH\_VLR interacts with the processes MAF017, MAF018 and MAF020 (3GPP TS 23.088 [21]) as described in subclause 7.1.2.

### 6.10.2 Barring of incoming calls

The basic call handling process SRI\_HLR interacts with the processes MAF022 and MAF023 (3GPP TS 23.088 [21]) as described in subclause 7.2.2.

## 6.11 Explicit Call Transfer (3GPP TS 23.091)

There is no interaction between Explicit Call Transfer and the basic call handling described in the present document.

## 6.12 Completion of Calls to Busy Subscriber (3GPP TS 23.093)

The basic call handling processes OCH\_MSC, OCH\_VLR, MT\_GMSC, SRI\_HLR, PRN\_VLR, ICH\_MSC and ICH\_VLR interact with the CCBS supplementary service as described in subclauses 7.1.1, 7.1.2, 7.2.1, 7.2.2, 7.2.3, 7.3.1 and 7.3.2 respectively.

## 6.13 Multicall (3GPP TS 23.135)

The basic call handling processes OCH\_MSC, OCH\_VLR, ICH\_MSC & ICH\_VLR interact with the Multicall supplementary service as described in subclauses subclauses 7.1.1, 7.1.2, 7.3.1 and 7.3.2 respectively.

---

# 7 Functional requirements of network entities

The text in this clause is a supplement to the definition in the SDL diagrams; it does not duplicate the information in the SDL diagrams.

The entities described in this clause interwork with other entities over four different types of interface:

- The Iu interface, used to interwork between the MSC and the UTRAN or the UMTS UE;
- The A interface, used to interwork between the MSC and the GSM BSS or the GSM MS;
- The C, D & F interfaces, used to interwork between the MSC & HLR (C), VLR & HLR (D) and MSC & EIR (F);
- Telephony signalling interfaces, used to interwork between an MSC and another exchange.

The protocols used over the Iu interface are RANAP, which is specified in 3GPP TS 25.413 [27], for interworking with the UTRAN and DTAP, which is specified in 3GPP TS 24.008 [26], for interworking with the MS.

The protocols used over the A interface are BSSMAP, which is specified in 3GPP TS 48.008 [2], for interworking with the BSS and DTAP, which is specified in 3GPP TS 24.008 [26], for interworking with the MS.

The protocol used over the C, D & F interfaces is MAP, which is specified in 3GPP TS 29.002 [29].

For the purposes of the present document, the protocol used over telephony signalling interfaces is ISUP, which is specified in ITU-T Recommendations Q.761[33], Q.762 [34], Q.763 [35] and Q.764 [36]; other telephony signalling systems may be used instead.

The present document shows the call handling application processes interworking with a protocol handler for each of the protocols listed above. Each protocol defines supervision timers. If a supervision timer expires before a distant entity responds to a signal, the handling is as defined in the appropriate protocol specification. In general, the protocol handler reports timer expiry to the application as an error condition or negative response. Where a timer is shown in the present document, therefore, it is an **application** timer rather than a **protocol** timer. Interworking with the protocol handlers uses functional signal names which do not necessarily have a one-to-one correspondence with the names of messages used in the protocols.

An MSC which receives an IAM from an originating exchange may react in three different ways:

- It acts as a transit exchange, i.e. it relays the IAM to a destination exchange determined by analysis of the called party address, and thereafter relays other telephony signalling between the originating and destination exchange until the connection is released. This behaviour is not specific to UMTS or GSM;
- It acts as a terminating exchange, i.e. it attempts to connect the call to an MS currently registered in the service area of the MSC;

- It acts as a GMSC, i.e. it interrogates an HLR for information to route the call. If the HLR returns routing information, the MSC uses the routing information from the HLR to construct an IAM, which it sends to a destination exchange determined by analysis of the routing information from the HLR.

Annex A describes the method which the MSC uses to decide how to process the IAM.

The SDL diagrams in this clause show the handling for a number of optional features and services. If the handling consists only of a call to a procedure specific to the feature or service, the procedure call is omitted if the entity does not support an optional feature or service. If the handling consists of more than a call to a procedure specific to the feature or service, the text associated with each SDL diagram specifies the handling which applies if the entity does not support an optional feature or service. For simplicity of description, it is assumed that support for Operator Determined Barring and the Call Forwarding and Call Barring supplementary services is mandatory.

## 7.1 MO call

### 7.1.1 Functional requirements of serving MSC

#### 7.1.1.1 Process OCH\_MSC

The variable TCH allocated is global data, accessible to the procedure Establish\_Originating\_TCH\_If\_Required.

The procedures CCBS\_Report\_Not\_Idle and CCBS\_Check\_Last\_Call are specific to CCBS; they are specified in 3GPP TS 23.093 [23].

#### 7.1.1.2 Procedure Process\_Access\_Request\_MSC

Sheet 1: the processing starting with the input signal "Send UESBI-Iu to Access Network" is specific to PUESBINE. If the MSC does not support PUESBINE, this signal will not be received.

Sheet 1: the task "Convert IMEISV to UESBI" is defined in 3GPP TS 23.195 [25a].

Sheet 2: instead of using the explicit procedure Obtain\_IMEI\_MSC, the VMSC may encapsulate the request for the IMEI in the Start security procedures message; the BSS relays the response in the Security procedures complete message to the MSC.

Sheet 2: the VMSC maps the negative response received on the B interface to the appropriate reject cause according to the rules defined in 3GPP TS 29.010 [31].

Sheet 2: The Start security procedures message may indicate one of several ciphering algorithms, or (for GSM only) no ciphering.

Sheet 2, sheet 3: At any stage, the MS may terminate the transaction with the network by sending a CM service abort message.

Sheet 2, sheet 3: if the VMSC receives a Set-up message from the MS while the access request is being handled, the message is saved for processing after the access request has been handled.

#### 7.1.1.3 Procedure OG\_Call\_Setup\_MSC

Sheet 1: the variables Alerting sent, MS connected and Reconnect are global data, accessible to the procedures CCBS\_Check\_OG\_Call, CCBS\_OCH\_Report\_Failure, CCBS\_OCH\_Report\_Success, CCBS\_Check\_If\_CCBS\_Possible, Send\_Alerting\_If\_Required and Send\_Access\_Connect\_If\_Required.

Sheet 1: the variable UUS1 result sent is specific to UUS. This variable is accessible to all UUS specific procedures.

Sheet 1: the procedure UUS\_OCH\_Check\_Setup is specific to UUS; it is specified in 3GPP TS 23.087 [20].

Sheet 1: the VMSC converts the PLMN bearer capability negotiated between the VMSC and the MS to a basic service according to the rules defined in 3GPP TS 27.001 [28].

Sheet 1: the procedure CAMEL\_N\_CSI\_CHECK\_MSC is specific to CAMEL Phase 3 or later, it is specified in 3GPP TS 23.078 [12].



Sheet 1: the procedure Check\_OG\_Multicall\_MSC is specific to Multicall; it is specified in 3GPP TS 23.135 [25]. If the VMSC does not support Multicall, processing continues from the "Yes" exit of the test "Result=Pass?".

Sheet 1: the variable "On\_Hold" is used only if the VMSC supports Call Hold.

Sheet 1, sheet 2, sheet 3, sheet 6: the procedure CCBS\_OCH\_Report\_Failure is specific to CCBS; it is specified in 3GPP TS 23.093 [23].

Sheet 1, sheet 2, sheet 6, sheet 7, sheet 9: at any stage after the Set-up has been received, the MS may terminate the transaction with the network by sending a Release transaction request.

Sheet 2, sheet 3, sheet 4, sheet 5, sheet 6, sheet 7, sheet 8, sheet 9: signals are sent to and received from the process Subs\_FSM as described in subclause 7.4.

Sheet 3: the procedure Set\_CLI\_Presentation\_Indicator\_MSC is specific to CLIR. If the VMSC does not support CLIR, processing continues from the "Yes" exit of the test "Result=Call allowed?".

Sheet 3: the procedure CAMEL\_OCH\_MSC\_INIT is specific to CAMEL; it is specified in 3GPP TS 23.078 [12]. If the VMSC does not support CAMEL, processing continues from the "Yes" exit of the test "Result=Pass?".

Sheet 3: the procedure CAMEL\_MO\_Dialled\_Services is specific to CAMEL phase 3 or later; it is specified in 3GPP TS 23.078 [12]. If the VMSC does not support CAMEL phase 3 or later, processing continues from the "Pass" exit of the test "Result?".

Sheet 3: the procedure CCBS\_Check\_OG\_Call is specific to CCBS; it is specified in 3GPP TS 23.093 [23]. If the VMSC does not support CCBS, processing continues from the "Yes" exit of the test "Result=Pass?".

Sheet 3: the procedure MOBILE\_NUMBER\_PORTABILITY\_IN\_OQoD is specific to Mobile Number Portability; it is specified in 3GPP TS 23.066 [10].

Sheet 3: the procedure UUS\_OCH\_Set\_Info\_In\_IAM is specific to UUS; it is specified in 3GPP TS 23.087 [20].

Sheet 3: the procedure CAMEL\_Store\_Destination\_Address is specific to CAMEL phase 3 or later; it is specified in 3GPP TS 23.078 [12].

Sheet 3: the procedure CCBS\_OCH\_Report\_Success is specific to CCBS; it is specified in 3GPP TS 23.093 [23].

Sheet 3, sheet 5: the procedure CAMEL\_OCH\_LEG1\_MSC is specific to CAMEL phase 4 or later; it is specified in 3GPP TS 23.078 [12].

Sheet 4, sheet 7: the procedures CAMEL\_Start\_TNRy and CAMEL\_Stop\_TNRy are specific to CAMEL phase 2 or later; they are specified in 3GPP TS 23.078 [12].

Sheet 4: the task "UTU2Cnt := 0" is executed only if the VMSC supports UUS

Sheet 4: the procedure CAMEL\_OCH\_MSC\_ALERTING is specific to CAMEL phase 4 or later; it is specified in 3GPP TS 23.078 [12]. If the VMSC does not support CAMEL phase 4 or later, processing continues from the "Pass" exit of the test "Result?".

Sheet 5: the procedure CAMEL\_OCH\_MSC\_ANSWER is specific to CAMEL; it is specified in 3GPP TS 23.078 [12]. If the VMSC does not support CAMEL, processing continues from the "Yes" exit of the test "Result=Pass?".

Sheet 5: the procedure Set\_COLP\_Info\_MSC is specific to COLP.

Sheet 5: the procedure Handle\_AoC\_MO\_MSC is specific to AoC.

Sheet 5: the task "Store CW treatment indicator for this call if received in SII2" is executed only if the VMSC supports CAMEL phase 3 or later.

Sheet 5: The process CAMEL\_OCH\_LEG2\_MSC is specific to CAMEL phase 4 or later; it is specified in 3GPP TS 23.078 [12].

Sheet 6: the procedures CCBS\_Check\_If\_CCBS\_Possible and CCBS\_Activation\_MSC are specific to CCBS; they are specified in 3GPP TS 23.093 [23]. The task "Store CCBS Result" is executed only if the VMSC supports CCBS. If the VMSC does not support CCBS, processing continues from the "CCBS Not Possible" exit of the test "CCBS Result".

Sheet 6, sheet 7: the procedure CAMEL\_OCH\_MSC\_DISC3 is specific to CAMEL Phase 1; it is specified in 3GPP TS 23.078 [12].

Sheet 6, sheet 7: the procedure CAMEL\_OCH\_MSC\_DISC4 is specific to CAMEL Phase 2 or later; it is specified in 3GPP TS 23.078 [12].

Sheet 6, sheet 6: the procedure CAMEL\_OCH\_MSC1 is specific to CAMEL phase 2 or later; it is specified in 3GPP TS 23.078 [12]. If the VMSC does not support CAMEL phase 2 or later, processing continues from the "No" exit of the test "Result=Reconnect?".

Sheet 6, sheet 7, sheet 9: the processing in the branch beginning with the Int\_Release\_Call input will occur only if the MSC supports CAMEL.

Sheet 7, sheet 9: the procedure UUS\_MSC\_Check\_UUS1\_UUI is specific to UUS; it is specified in 3GPP TS 23.087 [20].

Sheet 8: the input signal TNry expired and all the subsequent processing are specific to CAMEL phase 2 or later, and will occur only if the VMSC supports CAMEL phase 2 or later. The procedure CAMEL\_OCH\_MSC2 is specified in 3GPP TS 23.078 [12].

Sheet 8: the input signal User To User is specific to UUS; it is discarded if the VMSC does not support UUS.

Sheet 8: the procedures UUS\_MSC\_Check\_UUS2\_UUI\_to\_MS and UUS\_MSC\_Check\_UUS2\_UUI\_to\_NW are specific to UUS; they are specified in 3GPP TS 23.087 [20].

Sheet 9: the procedure CAMEL\_OCH\_MSC\_DISC1 is specific to CAMEL; it is specified in 3GPP TS 23.078 [12]. If the VMSC does not support CAMEL, processing continues from the "No" exit of the test "Result=CAMEL handling?".

Sheet 9: the procedure CAMEL\_OCH\_MSC\_DISC2 is specific to CAMEL; it is specified in 3GPP TS 23.078 [12]. If the VMSC does not support CAMEL, processing continues from the "No" exit of the test "Result=CAMEL handling?".

Sheet 10: the procedure Process\_Hold\_Request is specific to Call Hold; it is specified in 3GPP TS 23.083[16].

Sheet 10: the procedure Process\_Retrieve\_request is specific to Call Hold; it is specified in 3GPP TS 23.083[16].

#### 7.1.1.4 Procedure Obtain\_IMSI\_MSC

The MS may terminate the transaction with the network while the VMSC is waiting for the MS to return its IMSI. If a CC connection has not been established, the MS uses CM Service Abort; otherwise it uses a Release, Release Complete or Disconnect. The VMSC aborts the transaction with the VLR and returns an aborted result to the parent process.

#### 7.1.1.5 Procedure Authenticate\_MSC

The MS may terminate the transaction with the network while the VMSC is waiting for the MS to respond to an authentication request. If a CC connection has not been established, the MS uses CM Service Abort; otherwise it uses a Release, Release Complete or Disconnect. The VMSC aborts the transaction with the VLR and returns an aborted result to the parent process.

#### 7.1.1.6 Procedure Obtain\_IMEI\_MSC

The Send IMEI request to the MS specifies the IMEISV as the requested identity.

The MS may terminate the transaction with the network while the VMSC is waiting for the MS to return its IMEI. If a CC connection has not been established, the MS uses CM Service Abort; otherwise it uses a Release, Release Complete or Disconnect. The VMSC aborts the transaction with the VLR and returns an aborted result to the parent process.

#### 7.1.1.7 Procedure Check\_IMEI\_MSC

The MS may terminate the transaction with the network while the VMSC is waiting for the MS to return its IMEI. If a CC connection has not been established, the MS uses CM Service Abort; otherwise it uses a Release, Release Complete or Disconnect. The VMSC aborts the transaction with the VLR and returns an aborted result to the parent process.

The MS may terminate the transaction with the network while the VMSC is waiting for the result of the IMEI check from the EIR. If a CC connection has not been established, the MS uses CM Service Abort; otherwise it uses a Release, Release Complete or Disconnect. The VMSC aborts the transaction with the VLR and returns an aborted result to the parent process.

#### 7.1.1.8 Procedure Establish\_Originating\_TCH\_If\_Required

#### 7.1.1.9 Procedure Set\_CLI\_Presentation\_Indicator\_MSC

The MS may terminate the transaction with the network by sending a Release transaction message while a response is awaited from the process CLIR\_MAF004. The message is saved for processing after return from the procedure.

#### 7.1.1.10 Procedure Send\_Alerting\_If\_Required

The test "Backward call indicator=no indication" refers to the called party's status field in the backward call indicators parameter of the ISUP Address Complete message which triggered the call of the procedure Send\_Alerting\_If\_Required.

The procedures UUS\_MSC\_Check\_UUS1\_UUI and UUS\_OCH\_Set\_Alert\_And\_Connect\_Param are specific to UUS; they are specified in 3GPP TS 23.087 [20]. If the VMSC does not support UUS, processing continues from the "Yes" exit of the test "Result=Pass?".

If no useful information would be carried in the Progress message, it is not sent.

#### 7.1.1.11 Procedure Set\_COLP\_Info\_MSC

The MS may terminate the transaction with the network by sending a Release transaction message while a response is awaited from the process COLP\_MAF006. The message is saved for processing after return from the procedure.

#### 7.1.1.12 Procedure Send\_Access\_Connect\_If\_Required

The test "Acknowledgement required" refers to the result returned by the procedure Handle\_AoC\_MSC. If the VMSC does not support AoC, processing continues from the "No" exit of the test "Acknowledgement required".

The procedure UUS\_OCH\_Set\_Alert\_And\_Connect\_Param is specific to UUS, it is specified in 3GPP TS 23.087 [20]. If the VMSC does not support UUS, processing continues from the "Yes" exit of the test "Result=Pass?".

If no useful information would be carried in the Facility message, it is not sent.

#### 7.1.1.13 Procedure Handle\_AoC\_MO\_MSC

The charging parameters and the Boolean variable Acknowledgement required are global data which can be read by the parent process.

7.1.1.14 Procedure TCH\_Check

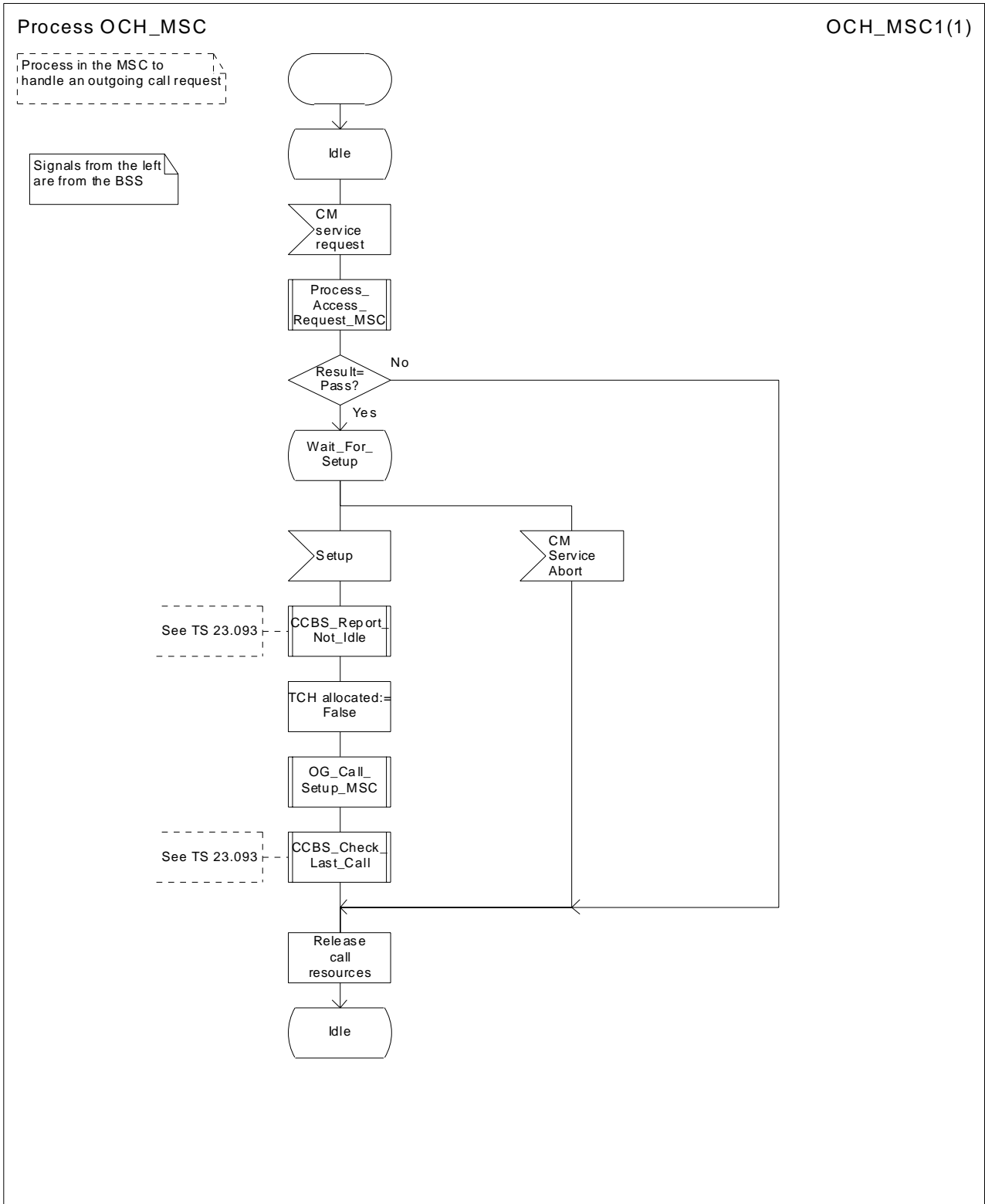


Figure 6: Process OCH\_MSC

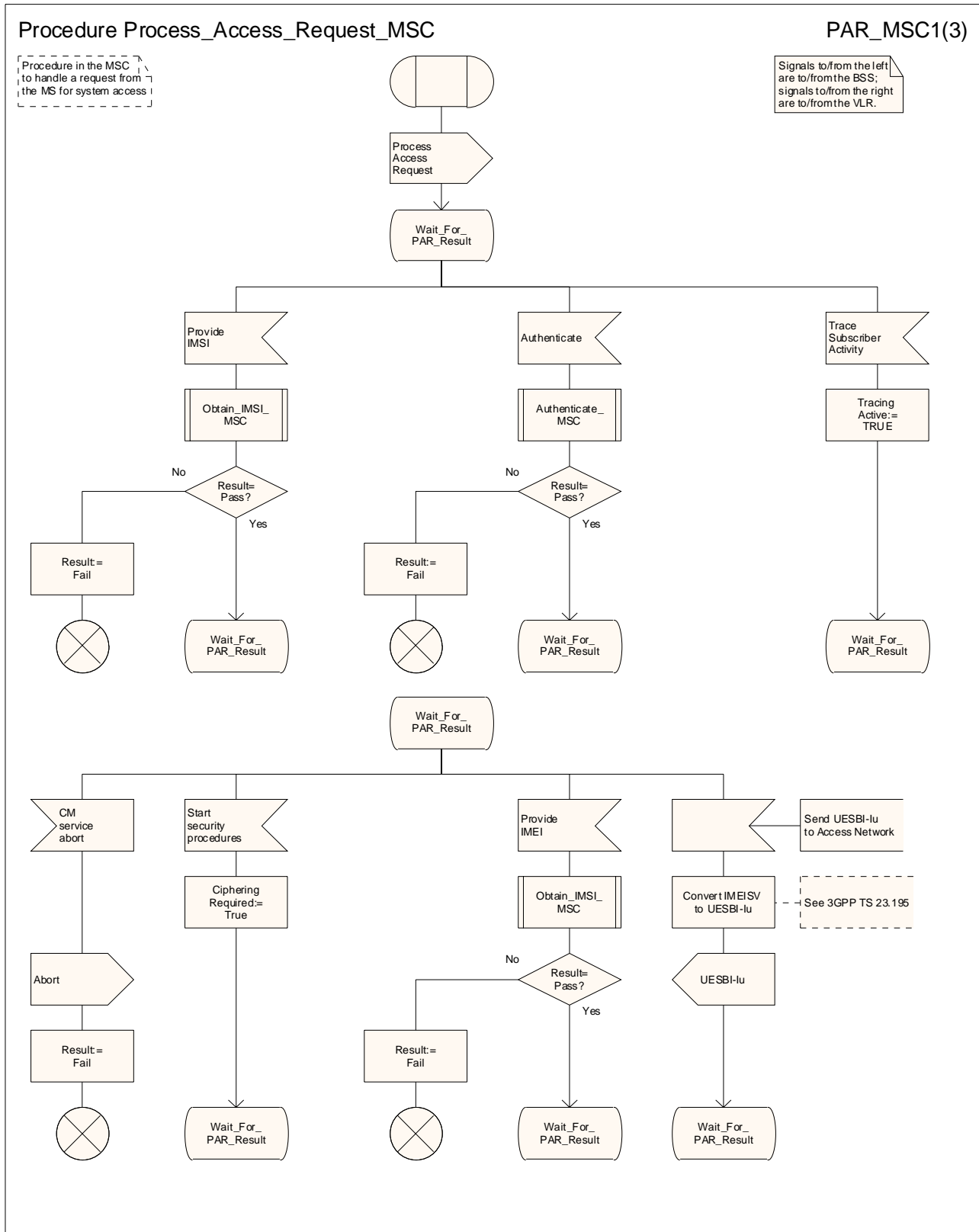


Figure 7a: Procedure Process\_Access\_Request\_MSC (sheet 1)

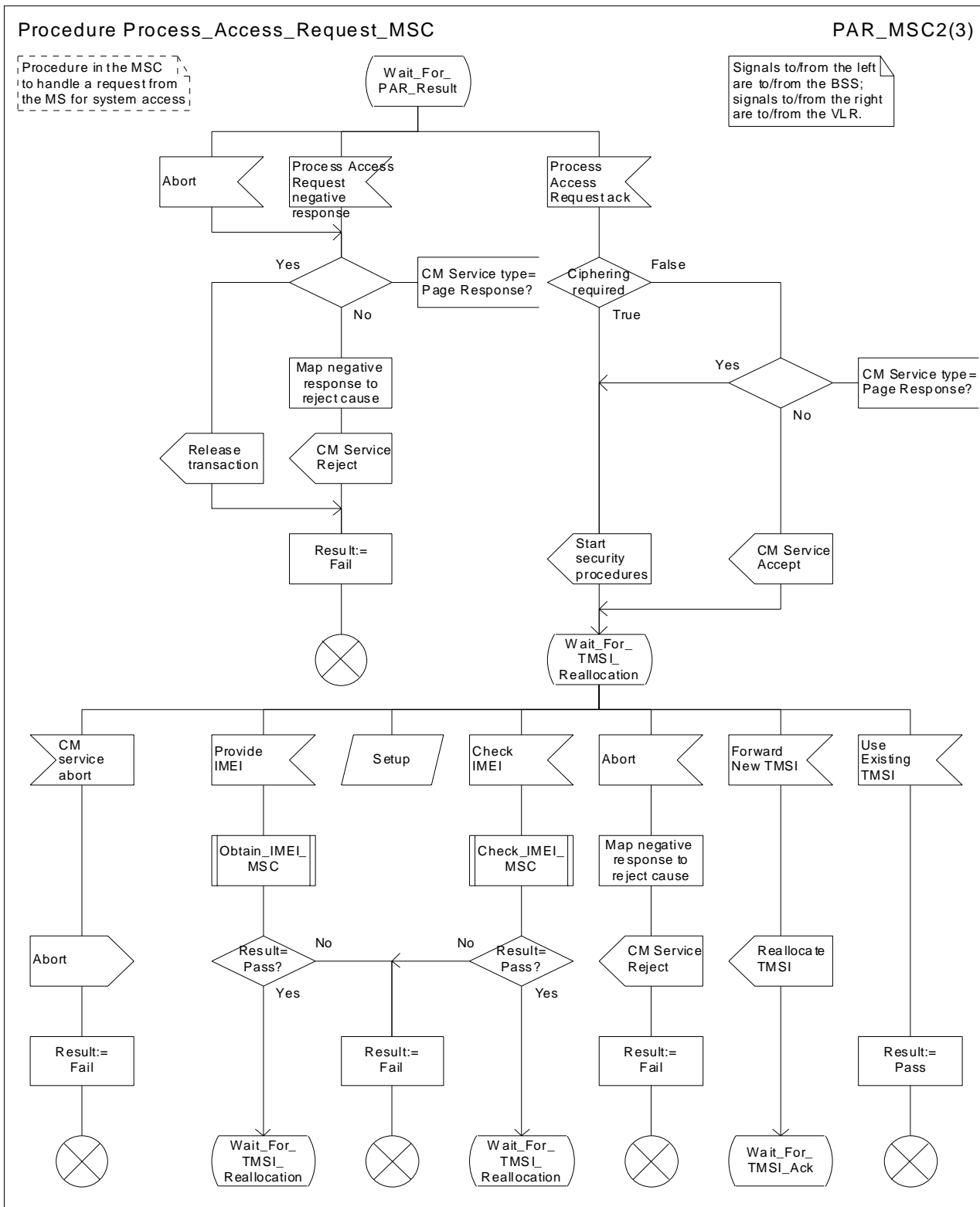


Figure 7b: Procedure Process\_Access\_Request\_MSC (sheet 2)

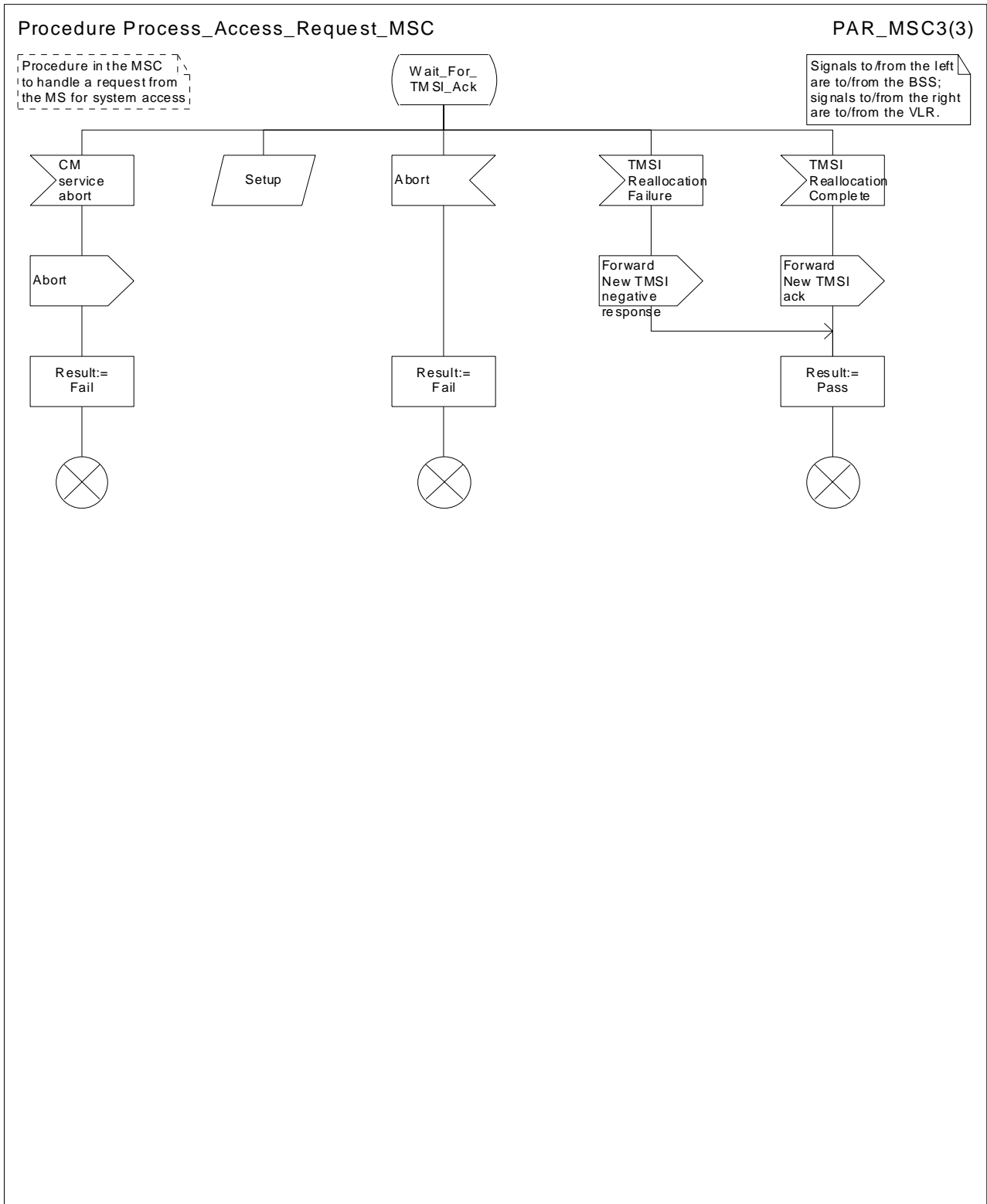


Figure 7c: Procedure Process\_Access\_Request\_MSC (sheet 3)

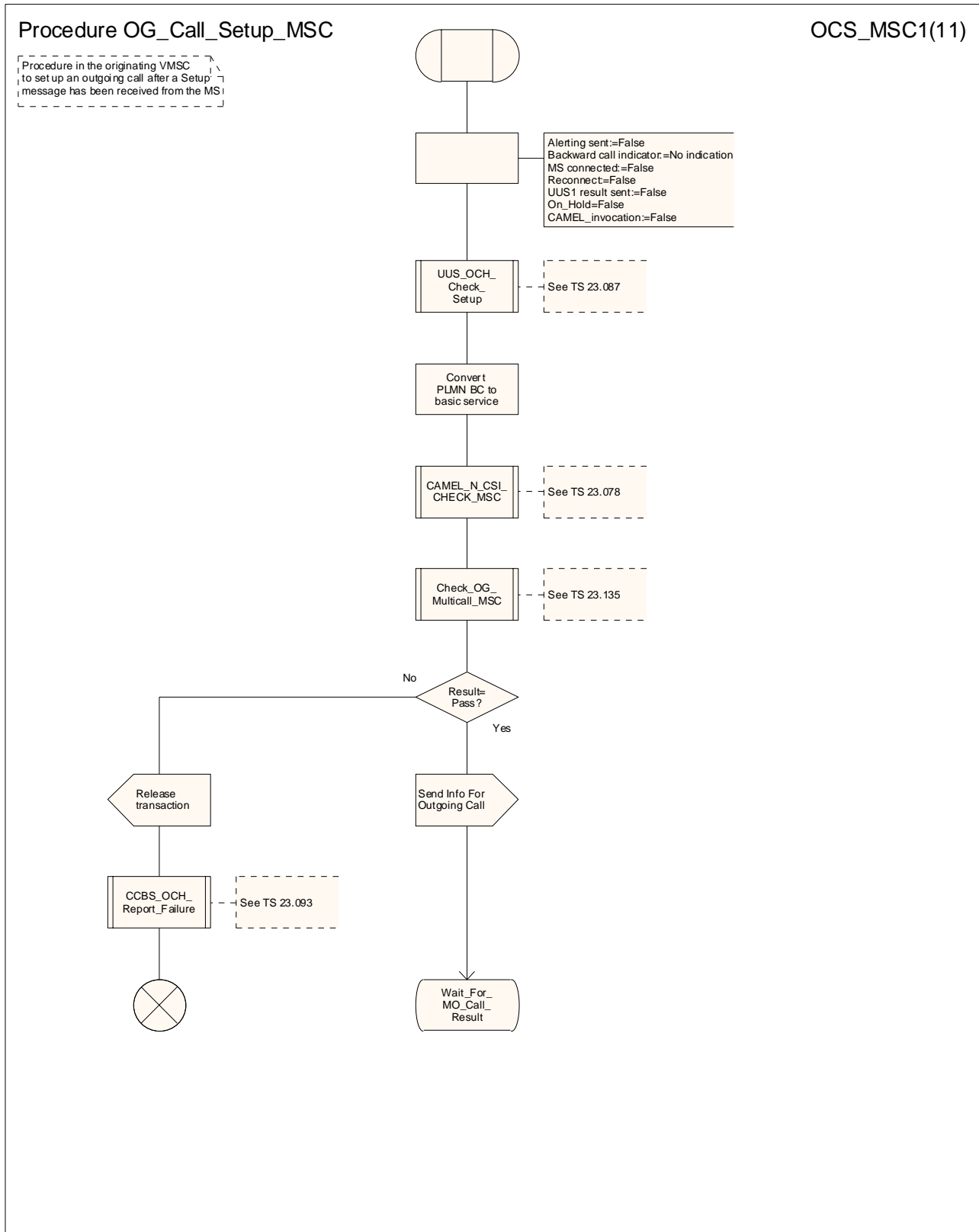


Figure 8a: Procedure OG\_Call\_Setup\_MSC (sheet 1)



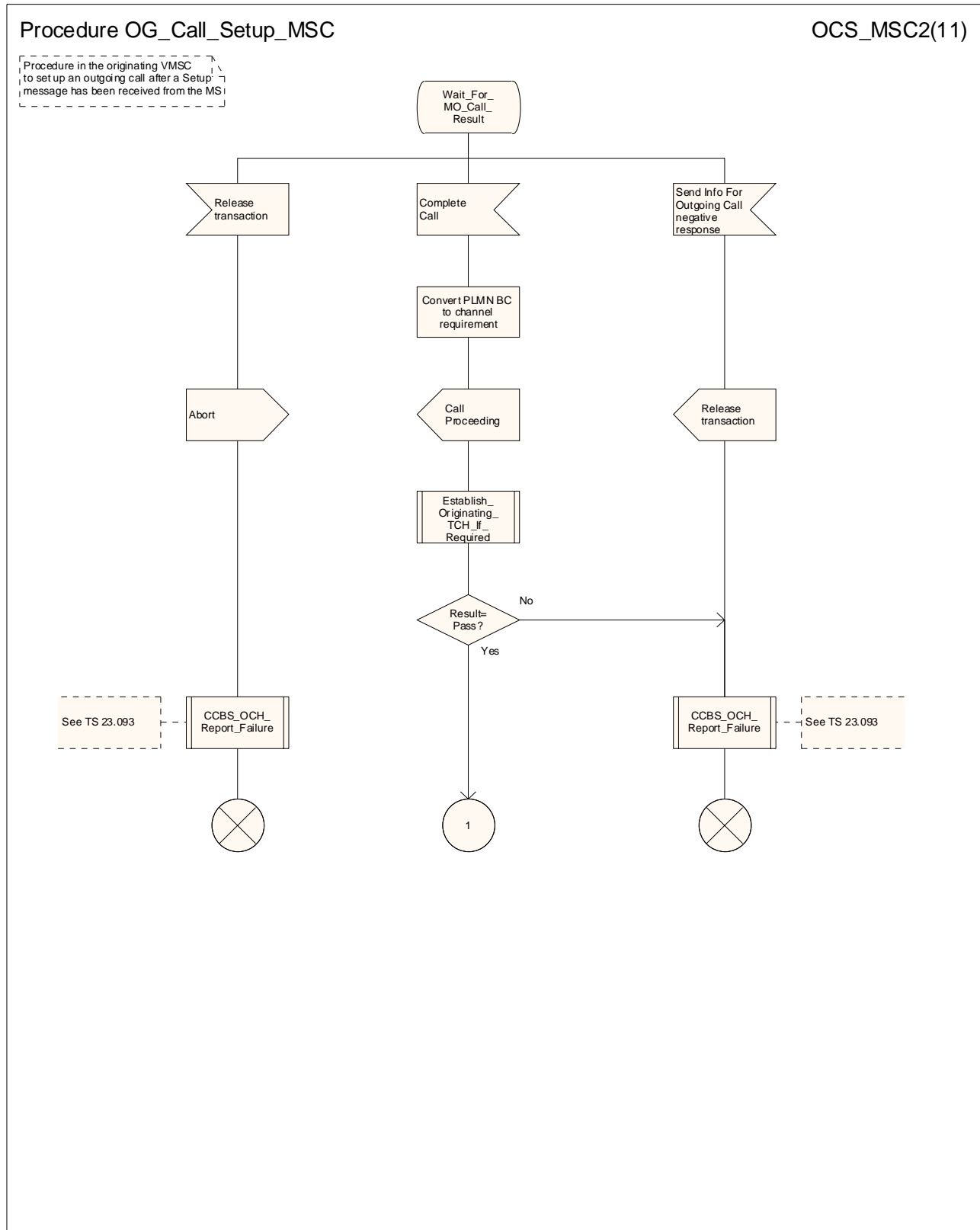


Figure 8b: Procedure OG\_Call\_Setup\_MSC (sheet 2)

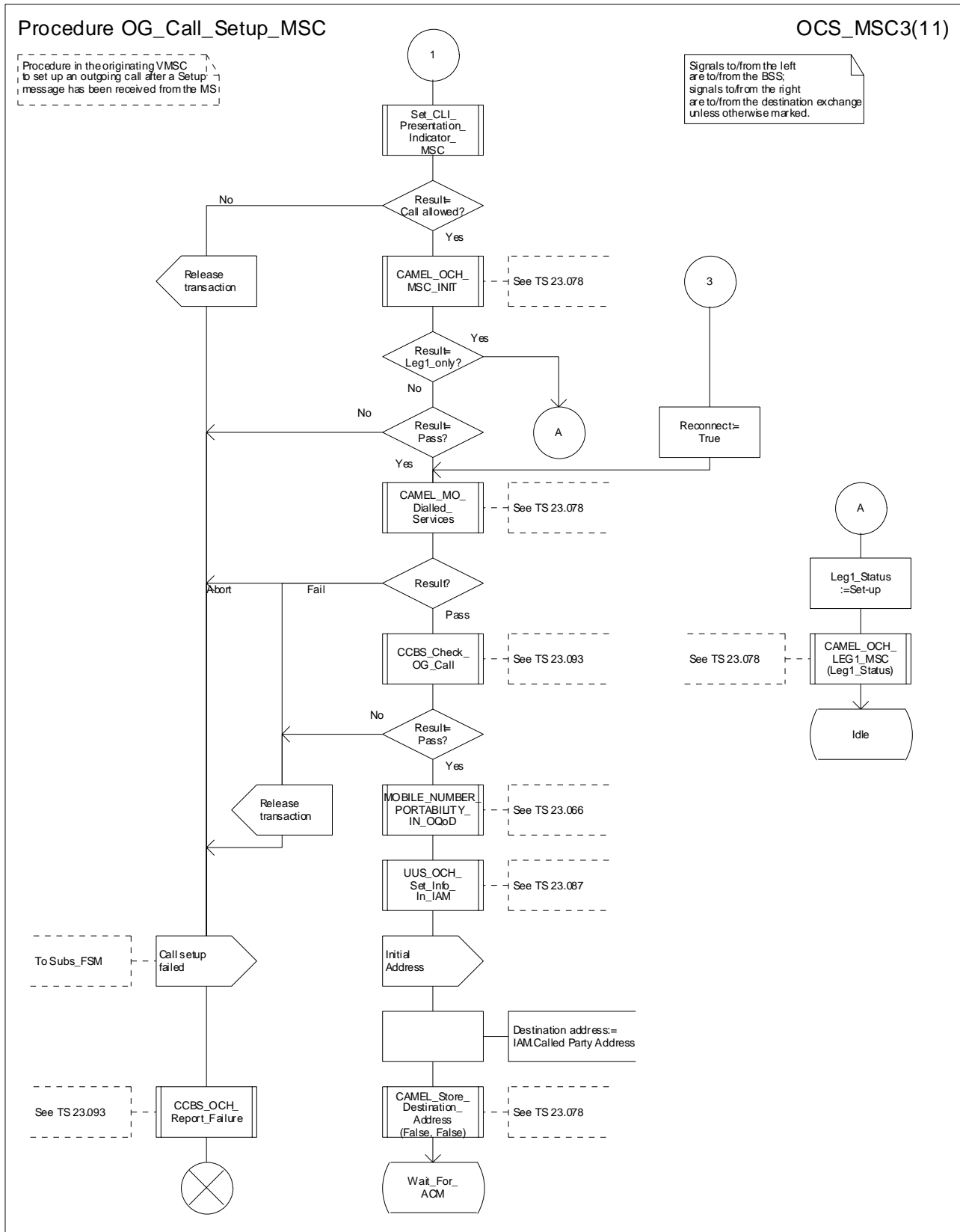


Figure 8c: Procedure OG\_Call\_Setup\_MSC (sheet 3)

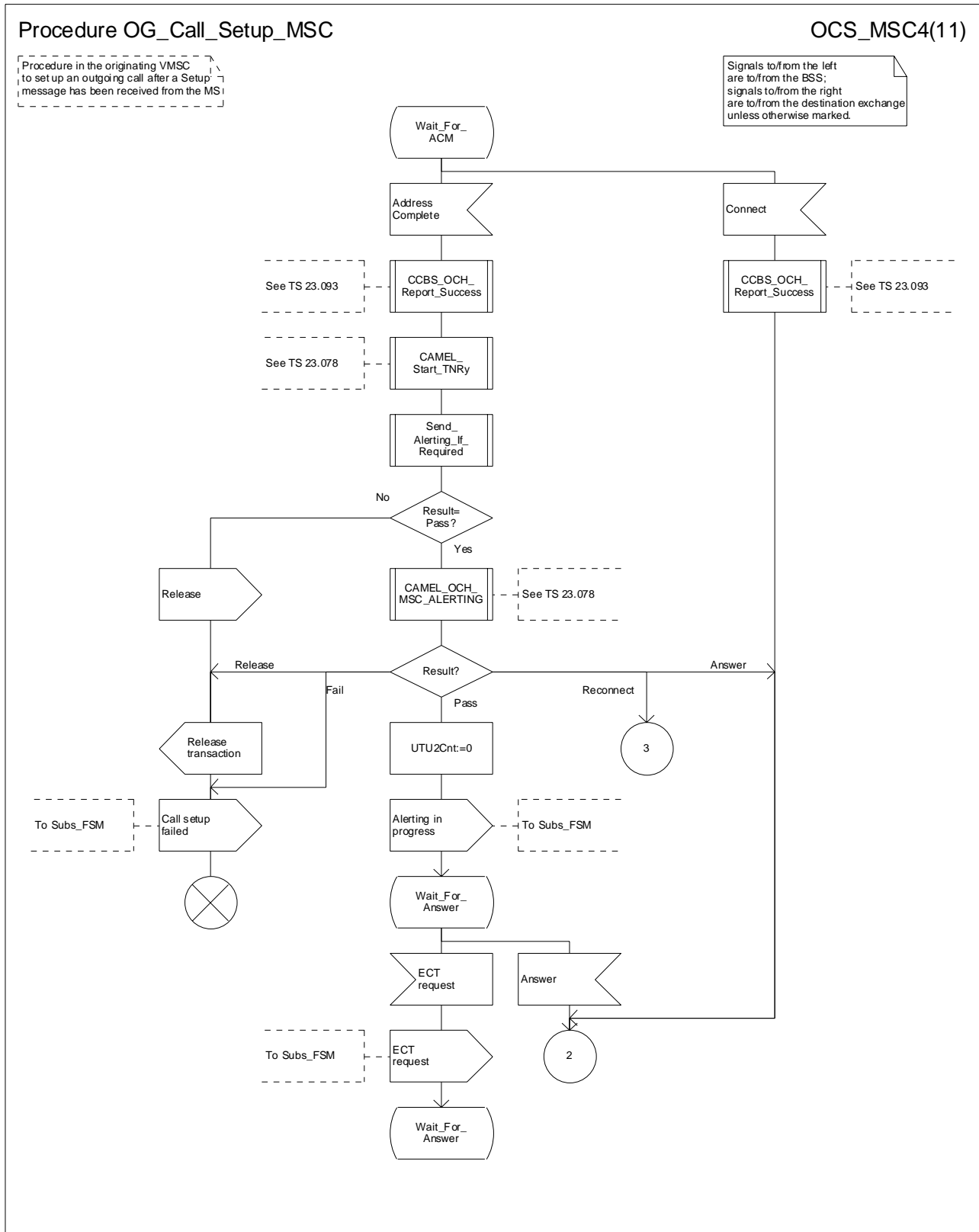


Figure 8d: Procedure OG\_Call\_Setup\_MSC (sheet 4)

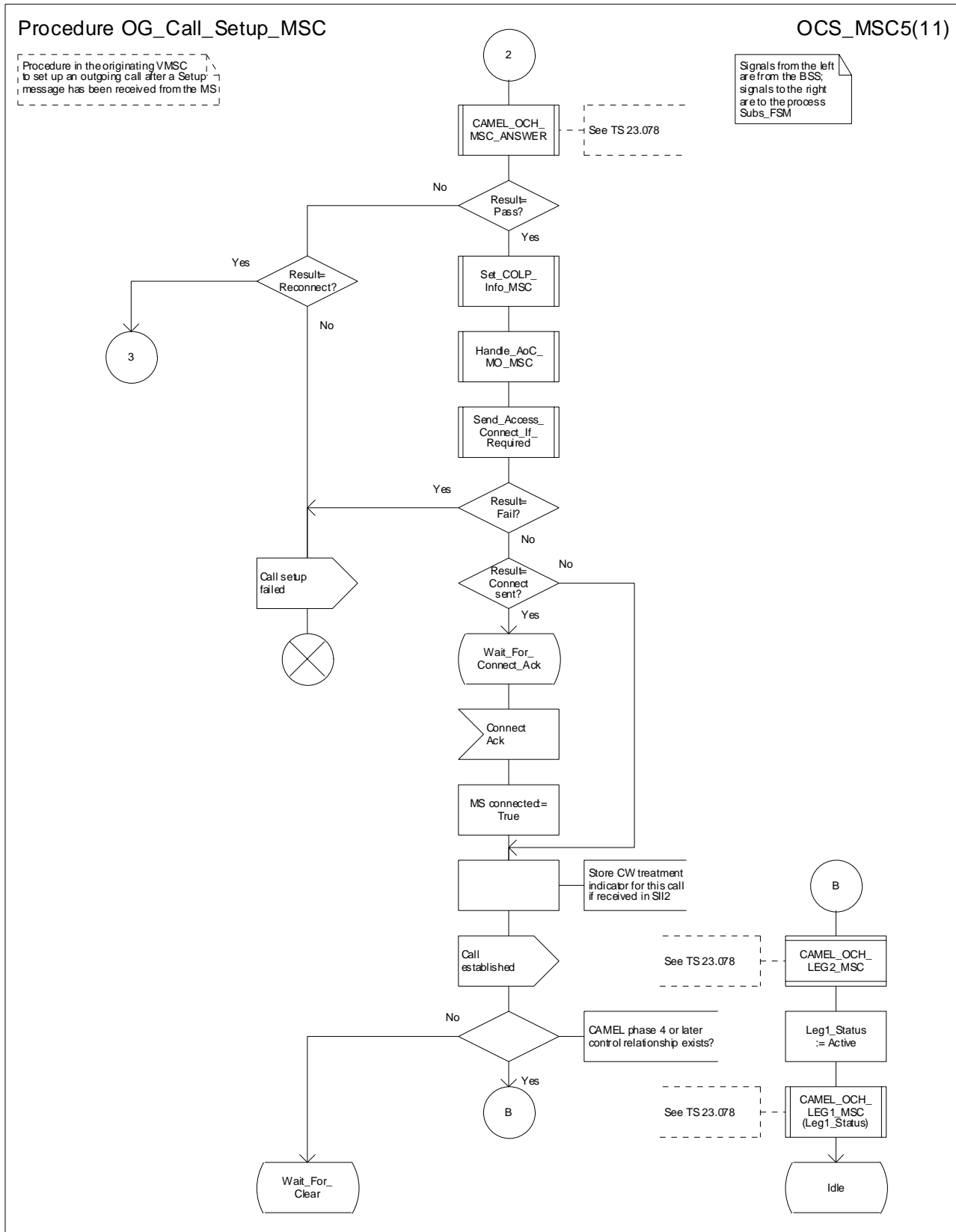


Figure 8e: Procedure OG\_Call\_Setup\_MSC (sheet 5)

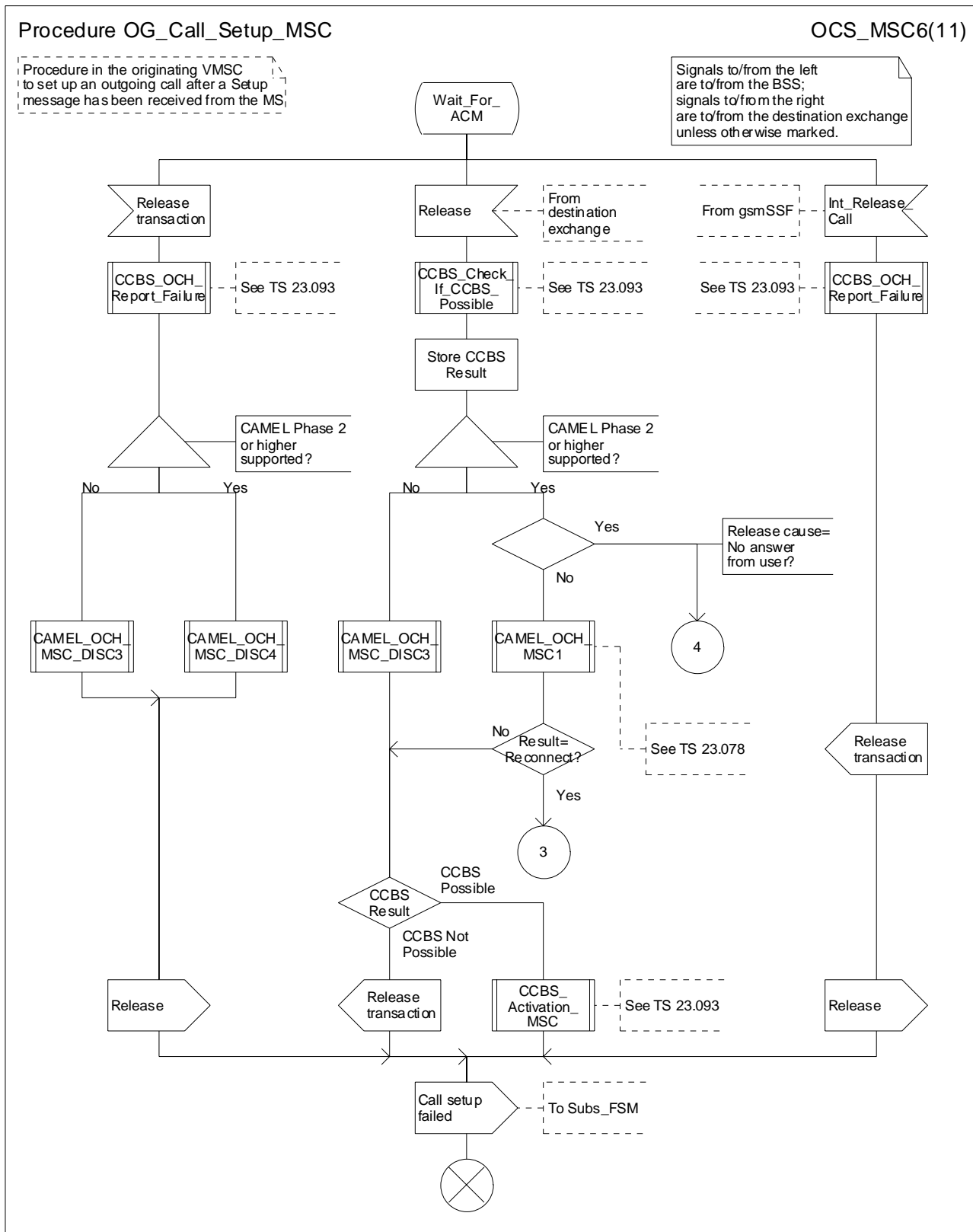


Figure 8f: Procedure OG\_Call\_Setup\_MSC (sheet 6)

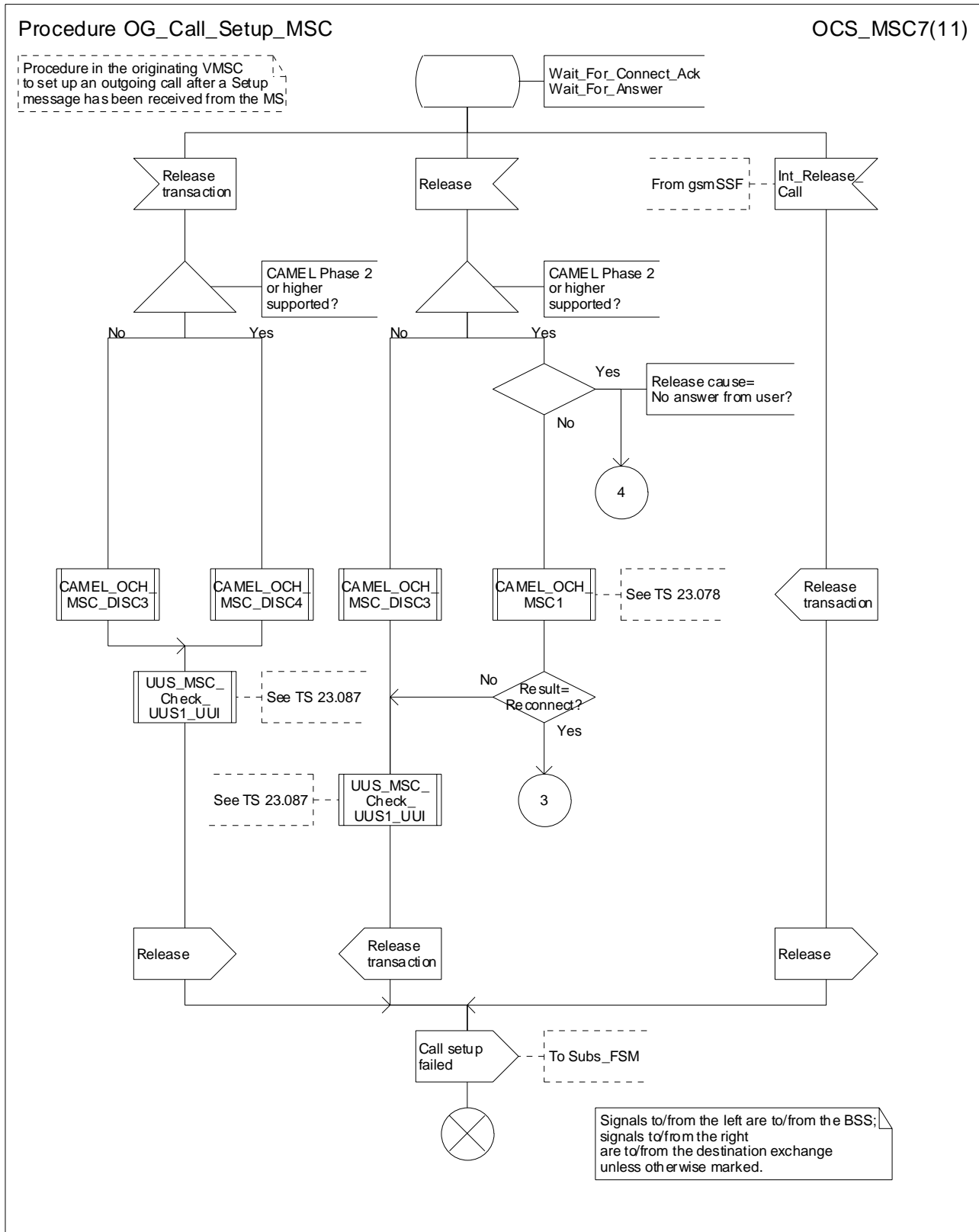


Figure 8g: Procedure OG\_Call\_Setup\_MSC (sheet 7)

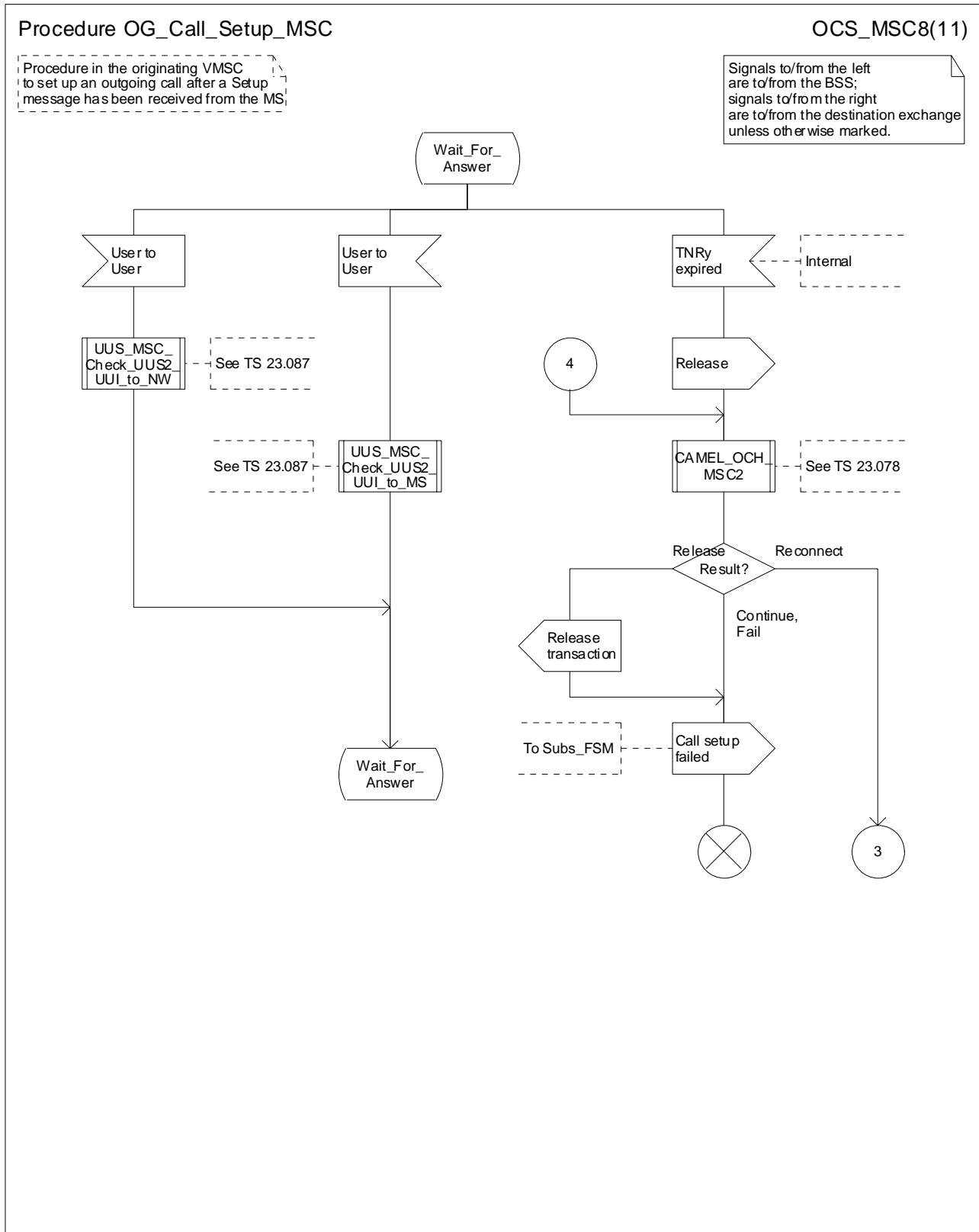


Figure 8h: Procedure OG\_Call\_Setup\_MSC (sheet 8)

Procedure OG\_Call\_Setup\_MSC

OCS\_MSC9(11)

Procedure in the originating VMSC to set up an outgoing call after a Setup message has been received from the MS.

Signals to/from the left are to/from the BSS; signals to/from the right are to/from the destination exchange unless otherwise marked.

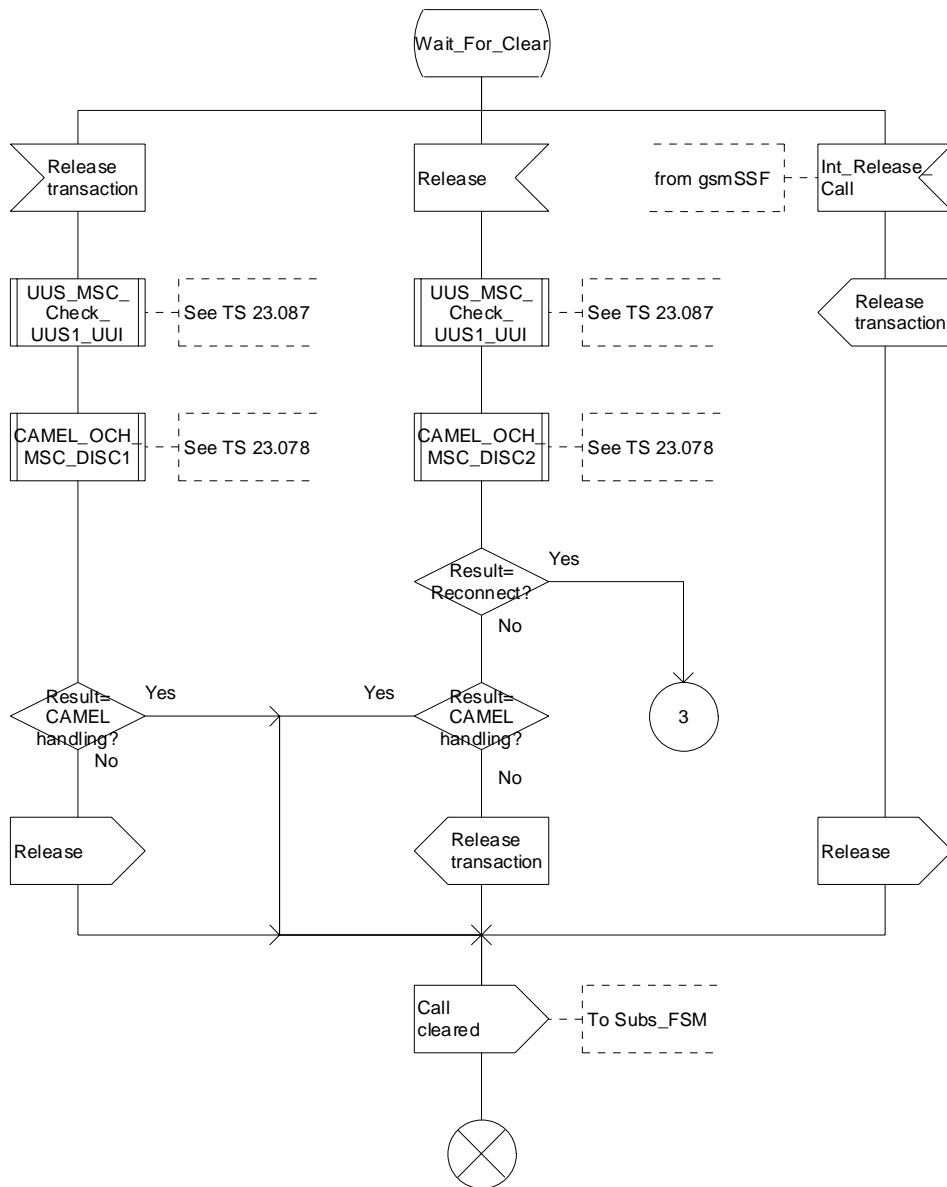


Figure 8i: Procedure OG\_Call\_Setup\_MSC (sheet 9)



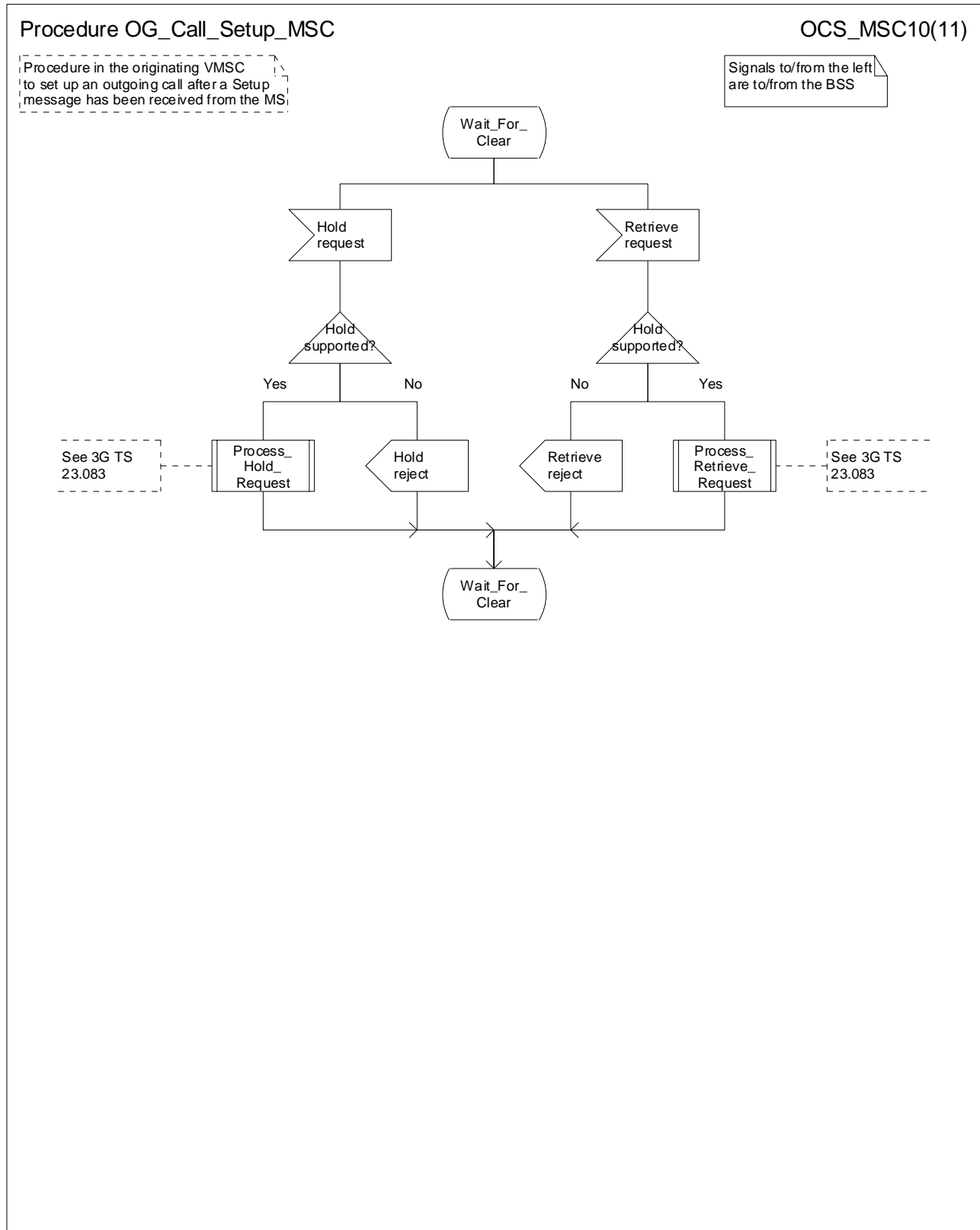


Figure 8j: Procedure OG\_Call\_Setup\_MSC (sheet 10)

Procedure OG\_Call\_Setup\_MSC

OCS\_MSC11(11)

Procedure in the originating VMSC to set up an outgoing call after a Setup message has been received from the MS.

Signals from the left are from the BSS; signals to the right are to the Subs\_FSM process.

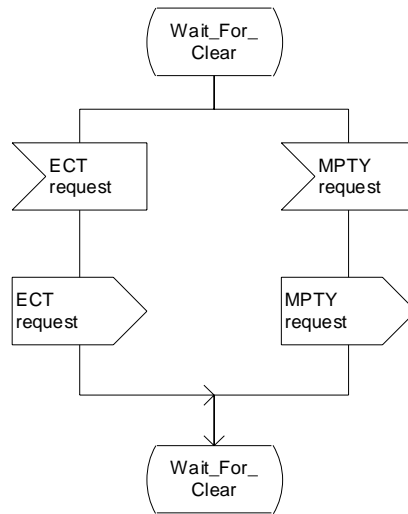


Figure 8k: Procedure OG\_Call\_Setup\_MSC (sheet 11)

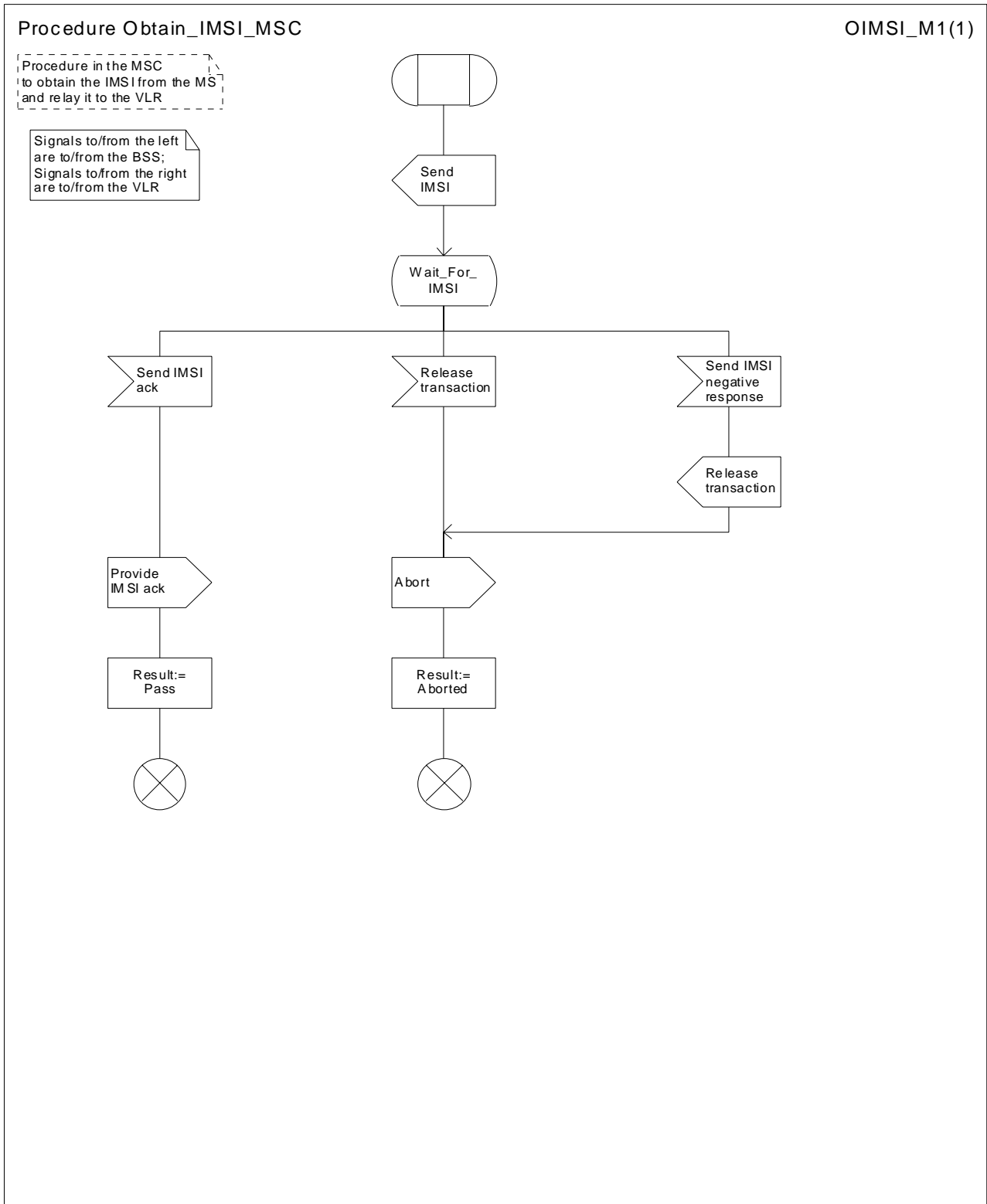


Figure 9: Procedure Obtain\_IMSI\_MSC

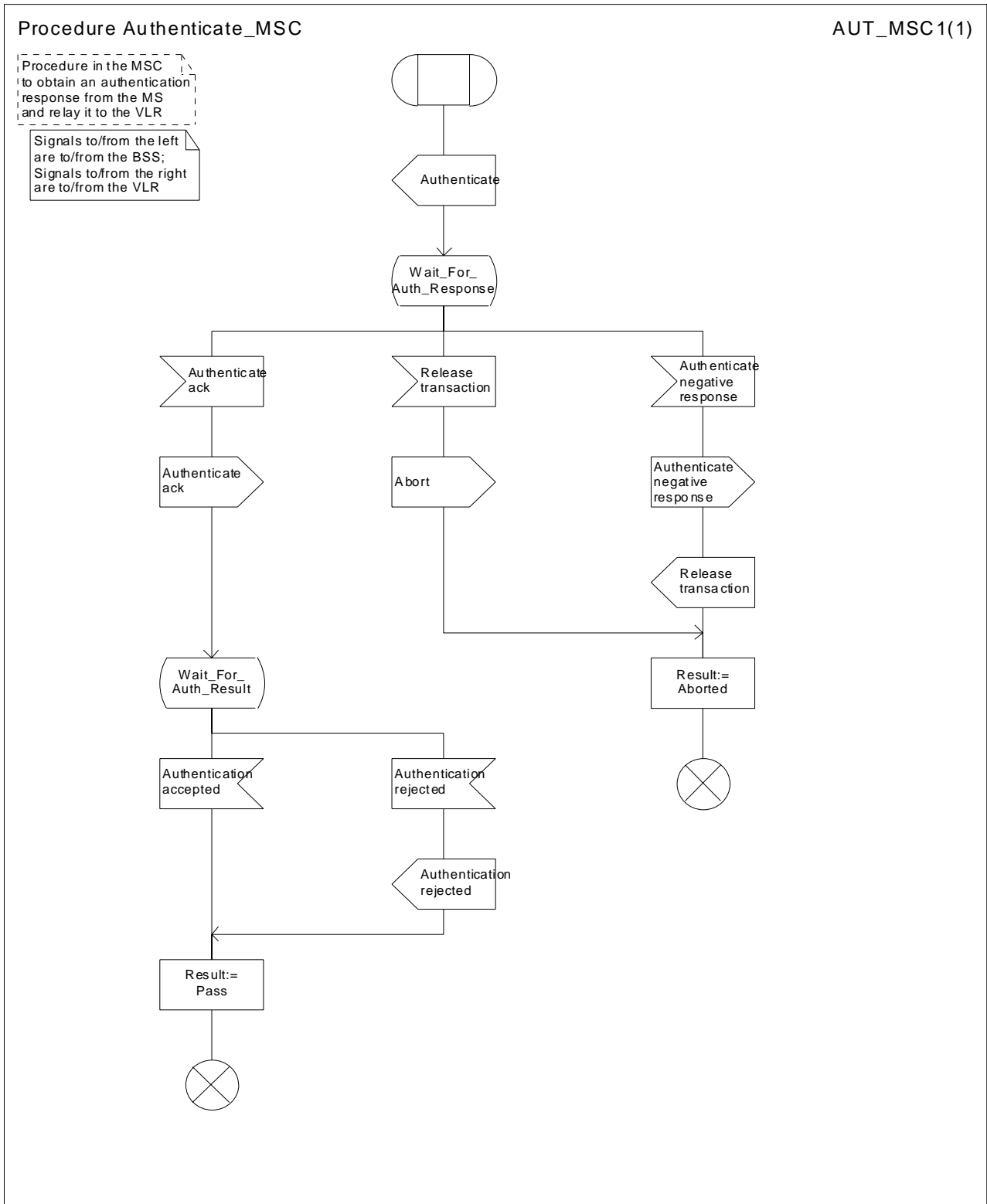


Figure 10: Procedure Authenticate\_MSC

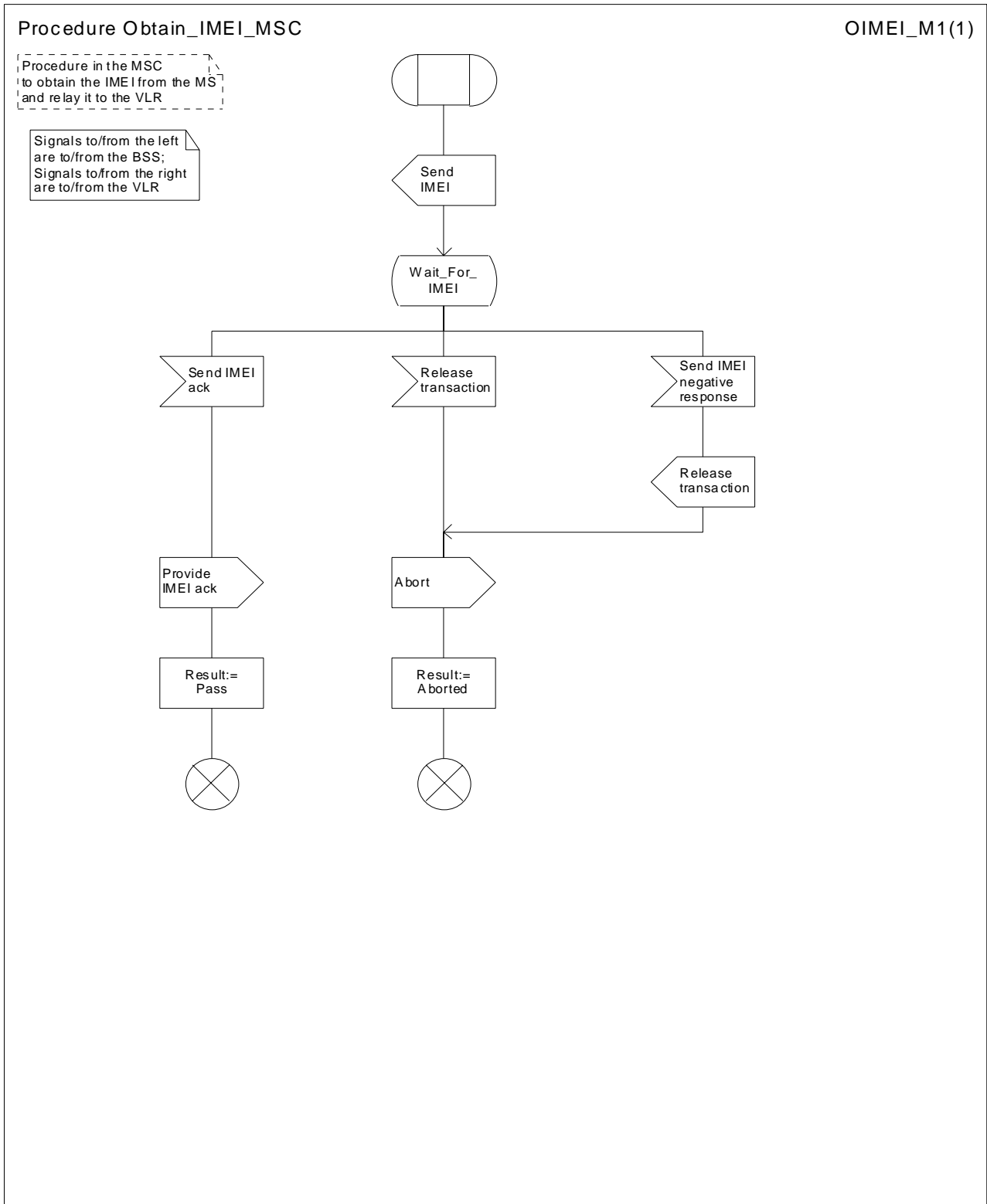


Figure 11: Procedure Obtain\_IMEI\_MSC

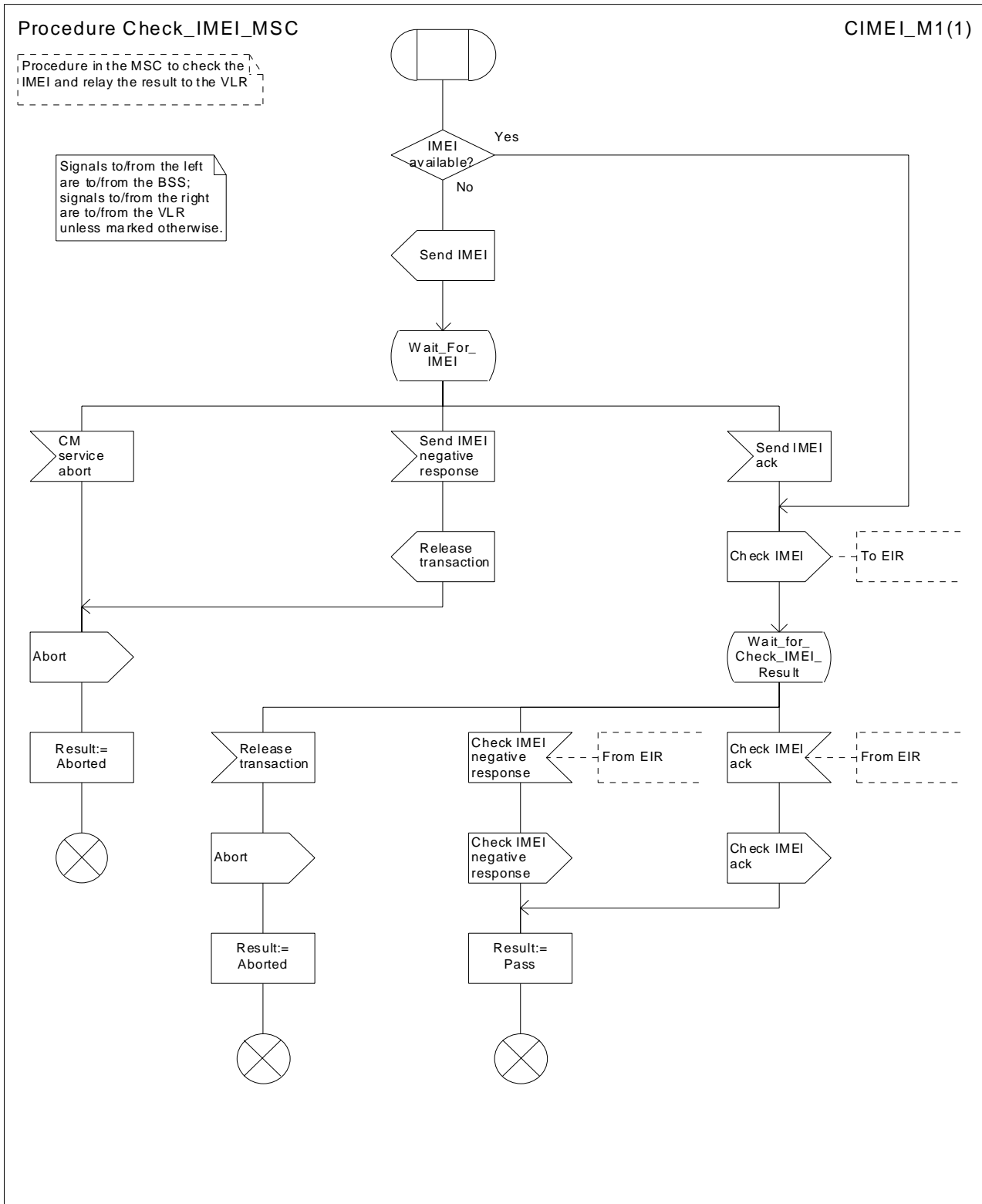


Figure 12: Procedure Check\_IMEI\_MSC

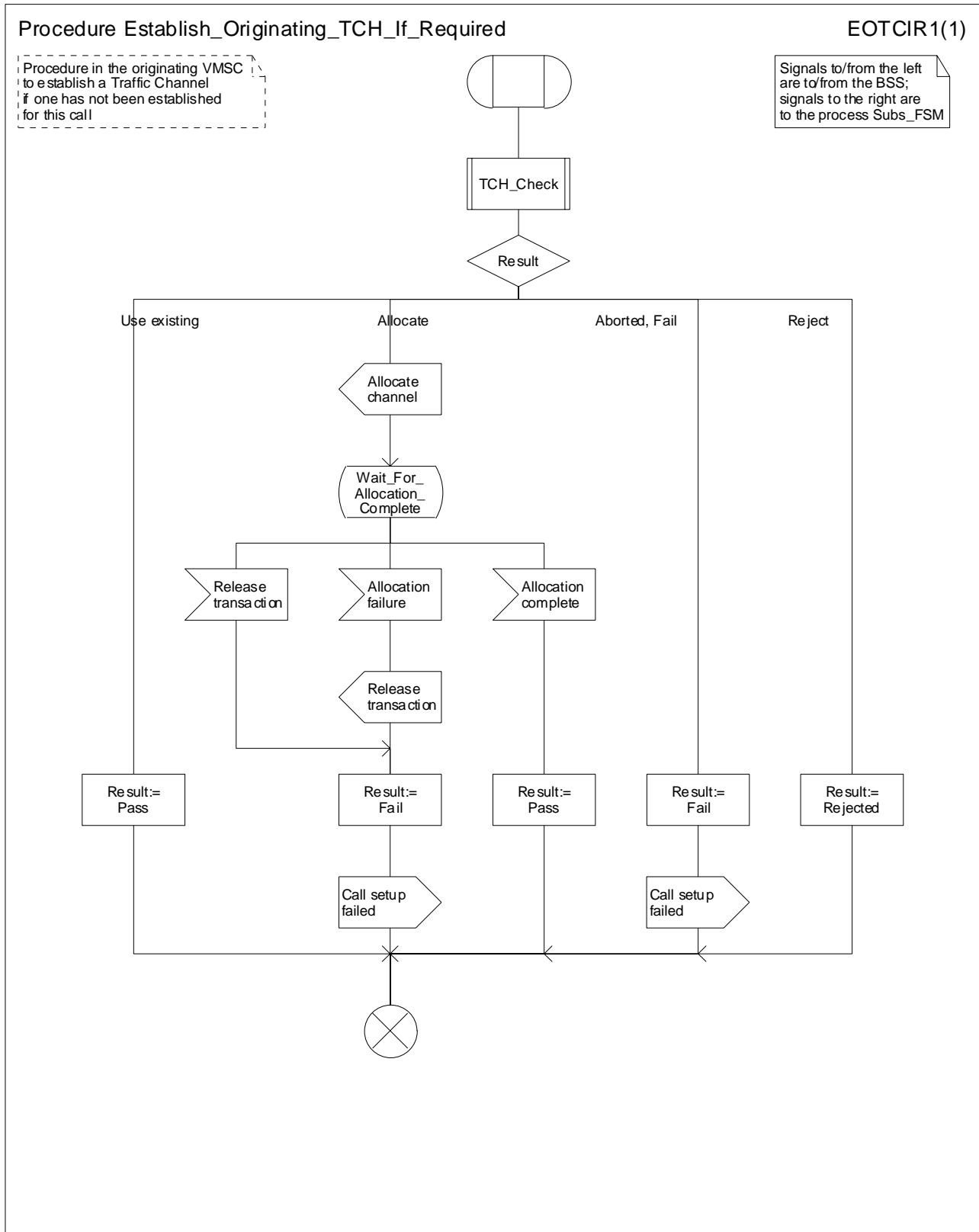


Figure 13: Procedure Establish\_Originating\_TCH\_If\_Required

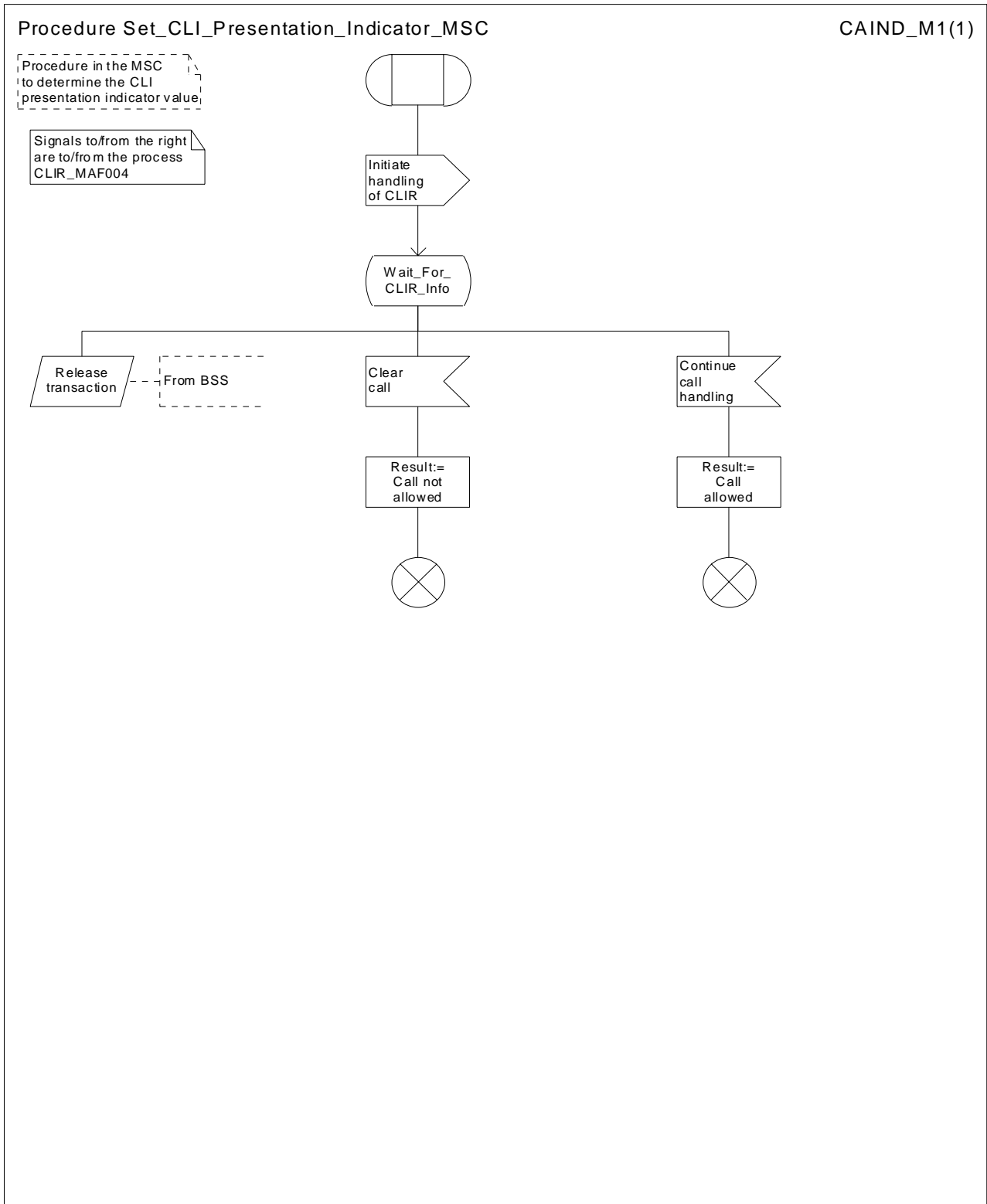


Figure 14: Procedure Set\_CLI\_Presentation\_Indicator\_MSC



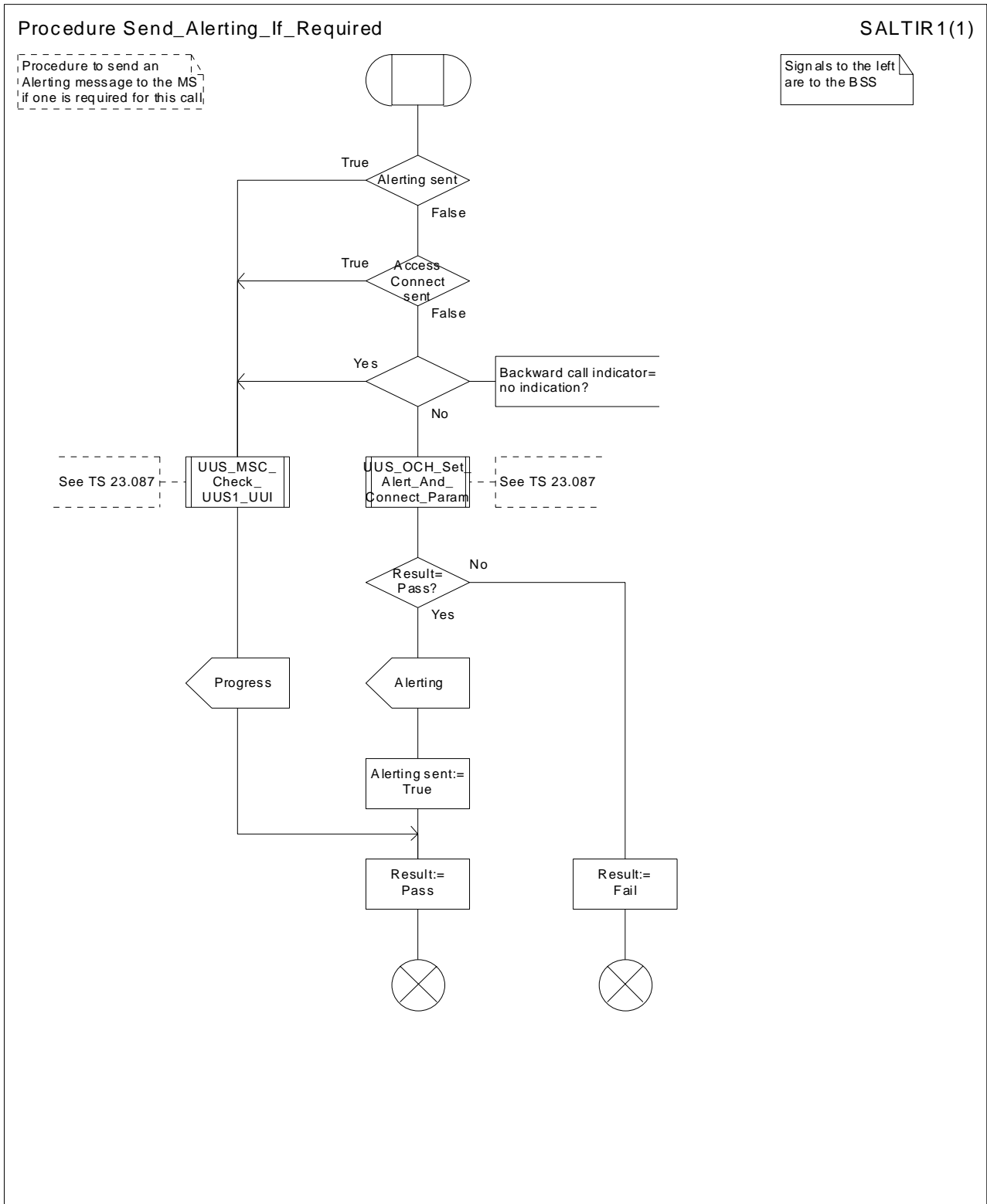


Figure 15: Procedure Send\_Alerting\_If\_Required

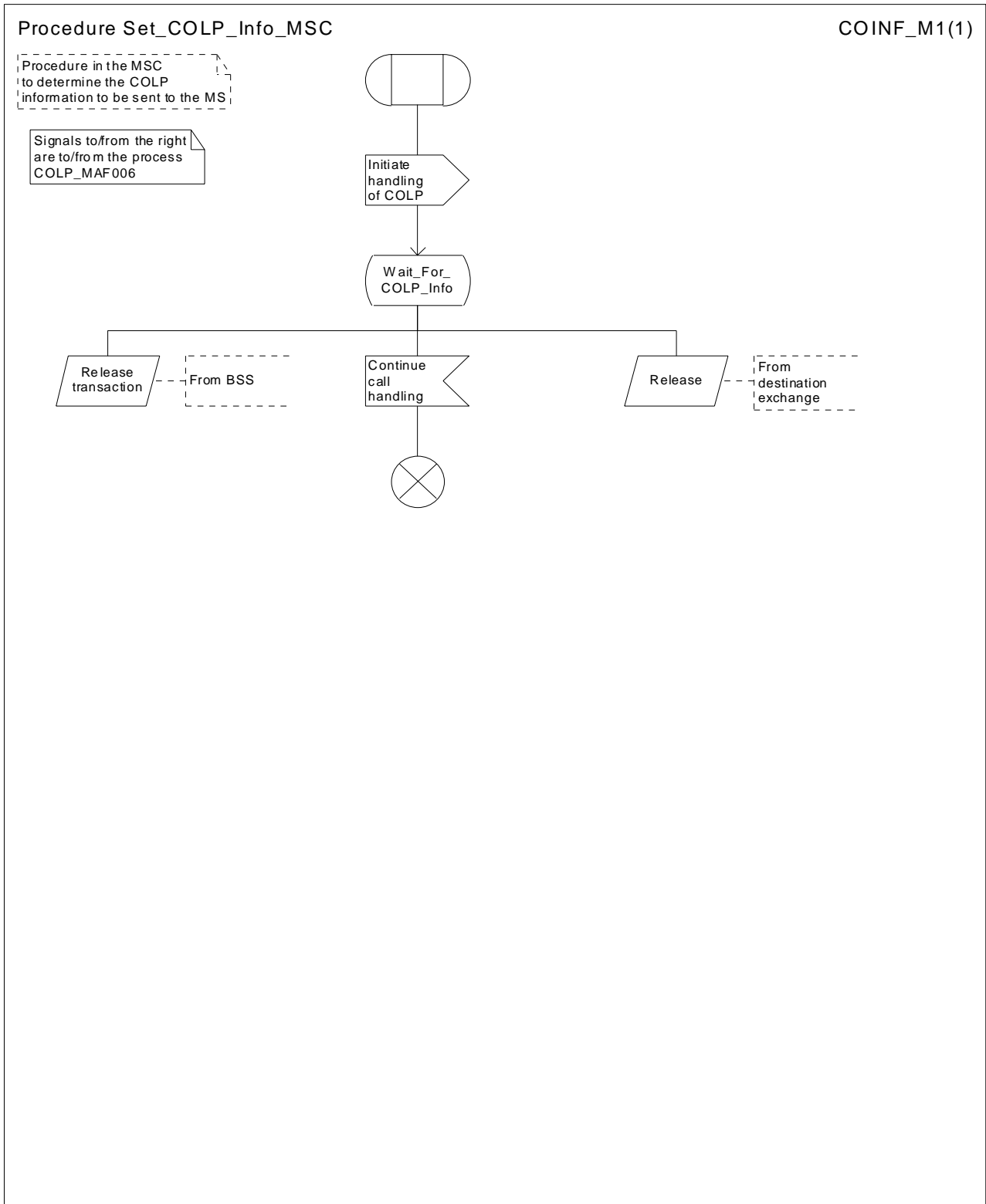


Figure 16: Procedure Set\_COLP\_Info\_MSC

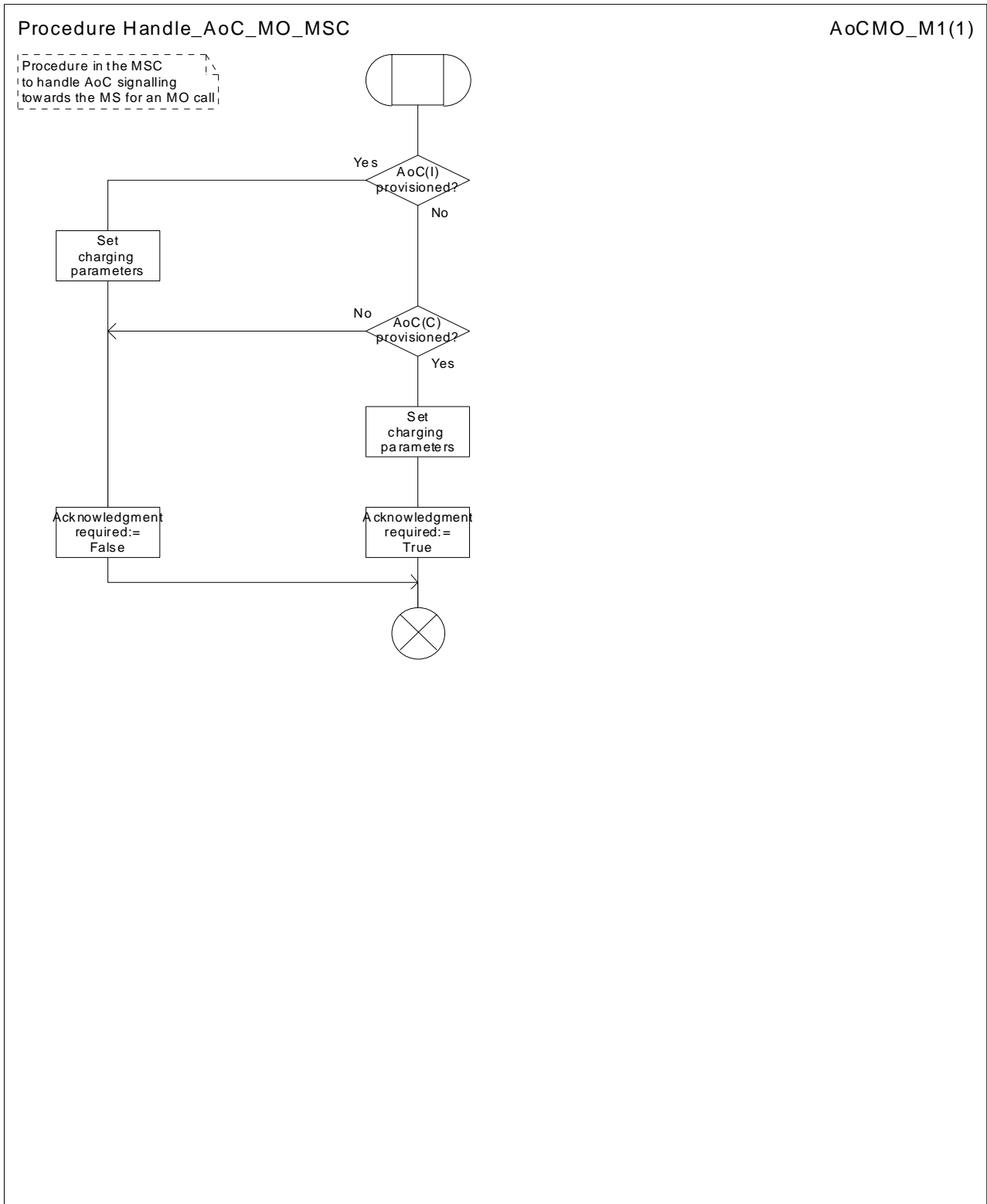


Figure 17: Procedure Handle\_AoC\_MO\_MSC

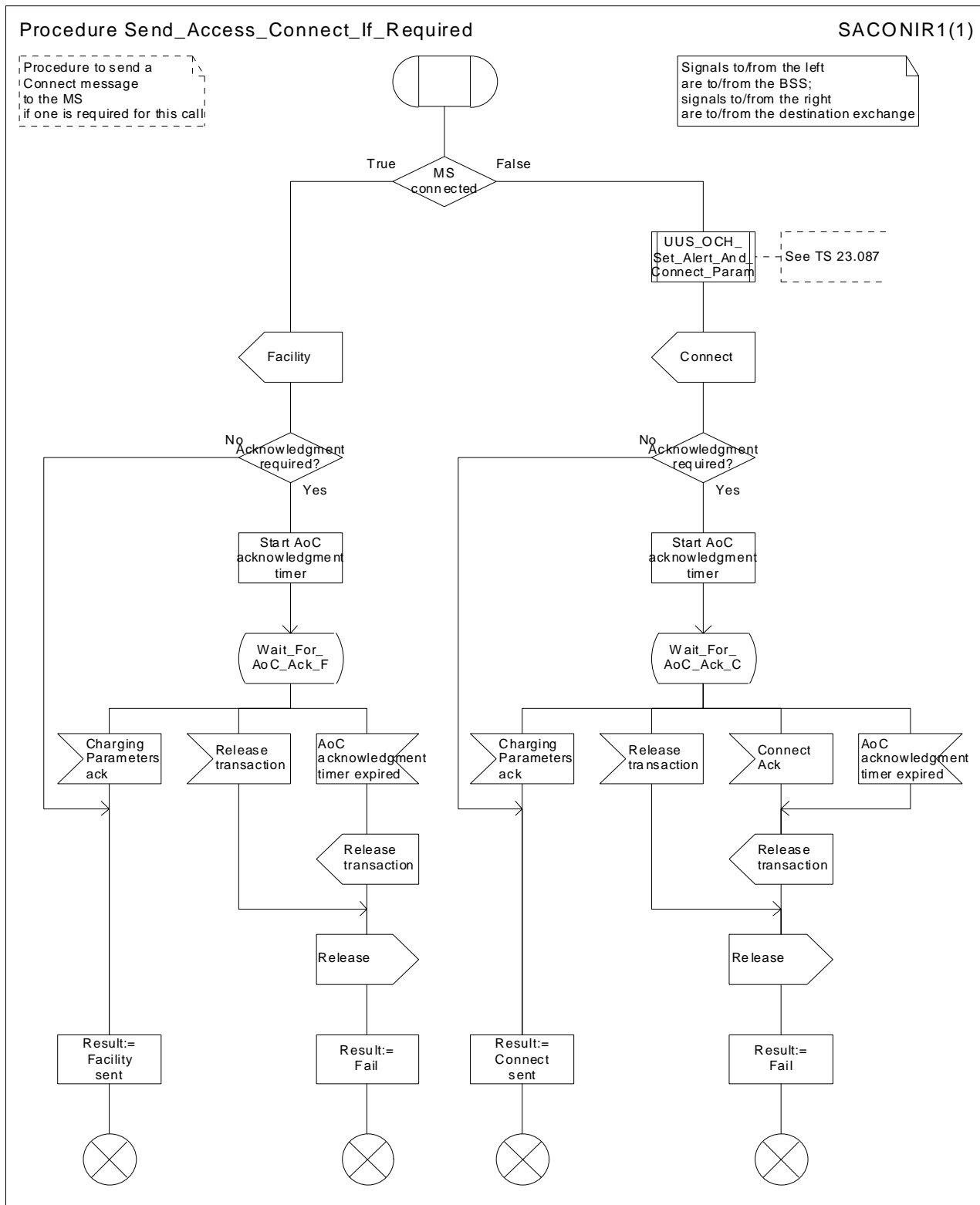


Figure 18: Procedure Send\_Access\_Connect\_If\_Required

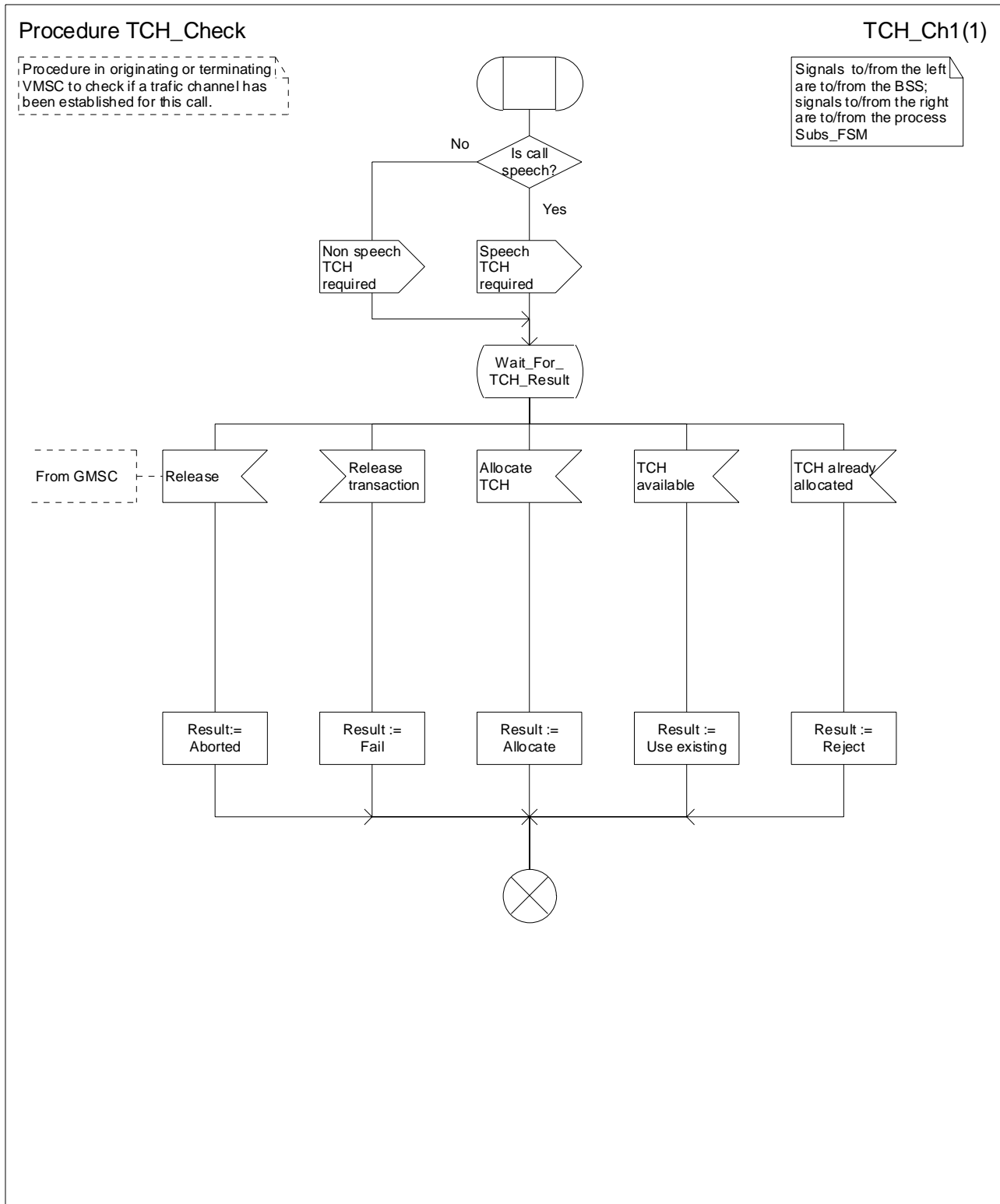


Figure 19: Procedure OCH\_VLRTCH\_Check

## 7.1.2 Functional requirements of VLR

### 7.1.2.1 Process OCH\_VLR

#### 7.1.2.2 Procedure Process\_Access\_Request\_VLR

Sheet 1: the processing starting with the test "IMEISV stored" and finishing with the output signal "Send UESBI-Iu to RNC" is specific to PUESBINE. If the VLR does not support PUESBINE, the processing starts with the test "Identity known?"

Sheet 1: it is a network operator decision (subject to MoU requirements) how often an MS should be authenticated.

Sheet 1: it is a network operator decision (subject to MoU requirements) how often an MS should be authenticated.

Sheet 2: the process Subscriber\_Present\_VLR is described in 3GPP TS 29.002 [29].

Sheet 2: it is a network operator decision (subject to MoU requirements) whether a GSM connection should be ciphered. A UMTS connection shall always be ciphered.

Sheet 3: it is a network operator decision (subject to MoU requirements) how often an IMEI should be checked.

Sheet 3, sheet 4, sheet 5: the procedure CCBS\_Report\_MS\_Activity is specific to CCBS; it is specified in 3GPP TS 23.093 [23].

Sheet 5: it is a network operator decision whether emergency calls are allowed from an ME with no SIM.

#### 7.1.2.3 Procedure OG\_Call\_Subscription\_Check\_VLR

Sheet 1: it is an implementation option to carry out the check for operator determined barring of all outgoing calls before the check on provisioning of the requested basic service.

Sheet 1: the procedure Check\_OG\_Multicall\_VLR is specific to Multicall; it is specified in 3GPP TS 23.135 [25]. If the VMSC does not support Multicall, processing continues from the "Yes" exit of the test "Result=Pass?".

Sheet 1: the procedure OG\_CUG\_Check is specific to CUG. If the VLR does not support CUG, processing continues from the "Yes" exit of the test "Result=Call allowed?".

Sheet 1: the procedure Get\_LI\_Subscription\_Info\_MO\_VLR is specific to CLIR and COLP. If the VLR supports neither CLIR nor COLP, the procedure call is omitted.

Sheet 1: the procedure Get\_AoC\_Subscription\_Info\_VLR is specific to AoC.

Sheet 1: the procedure UUS\_OCH\_Check\_Provision is specific to UUS; it is specified in 3GPP TS 23.087 [20]. If the VMSC does not support UUS, processing continues from the "Yes" exit of the test "Result=Pass?".

Sheet 2: the procedure CAMEL\_OCH\_VLR is specific to CAMEL; it is specified in 3GPP TS 23.078 [12]. If the VLR does not support CAMEL, processing continues from connector 1 to the call to the procedure Check\_OG\_Barring.

Sheet 2: the negative response "call barred" indicates whether the reason is operator determined barring or supplementary service barring, according to the result returned by the procedure Check\_OG\_Barring.

#### 7.1.2.4 Procedure Obtain\_Identity\_VLR

It is a network operator decision whether open (non ciphered) identification of the MS by its IMSI is allowed.

#### 7.1.2.5 Procedure Obtain\_IMSI\_VLR

#### 7.1.2.6 Procedure Authenticate\_VLR

Sheet 1: the number of unused authentication sets which triggers the VLR to request further authentication sets from the HLR is an operator option.

#### 7.1.2.7 Procedure Obtain\_Authentication\_Sets\_VLR

#### 7.1.2.8 Procedure Start\_Tracing\_VLR

#### 7.1.2.9 Procedure Check\_IMEI\_VLR

If the response from the EIR to a request to check an IMEI is:

- blacklisted, then service is not granted;
- greylisted, then service is granted, but the network operator may decide to initiate tracing;
- whitelisted, then service is granted.

#### 7.1.2.10 Procedure Obtain\_IMEI\_VLR

#### 7.1.2.11 Process Fetch\_Authentication\_Sets\_VLR

#### 7.1.2.12 Procedure Check\_BAOC

Sheet 1: if the VLR receives an Abort message from the MSC while it is awaiting a response from the process MAF017, the message is saved for handling after return from the procedure.

#### 7.1.2.13 Procedure OG\_CUG\_Check

If the VLR receives an Abort message from the MSC while it is awaiting a response from the process MAF014, the message is saved for handling after return from the procedure.

#### 7.1.2.14 Procedure Get\_LI\_Subscription\_Info\_MO\_VLR

If the VLR does not support CLIR, it omits the signal interchange with the process CLIR\_MAF003.

If the VLR does not support COLP, it omits the signal interchange with the process COLP\_MAF005.

If the VLR receives an Abort message from the MSC while it is awaiting a response from the process CLIR\_MAF003 or the process COLP\_MAF005, the message is saved for handling after return from the procedure.

#### 7.1.2.15 Procedure Get\_AoC\_Subscription\_Info\_VLR

The indicator of whether or not AoC is provisioned is global data which can be read by the parent process.

#### 7.1.2.16 Procedure Check\_OG\_Barring

Sheet 3: if the VLR receives an Abort message from the MSC while it is awaiting a response from the process MAF018 or MAF019, the message is saved for handling after return from the procedure.

#### 7.1.2.17 Process Update\_Location\_VLR

The procedure Update\_HLR\_VLR is described in 3GPP TS 23.012 [6].

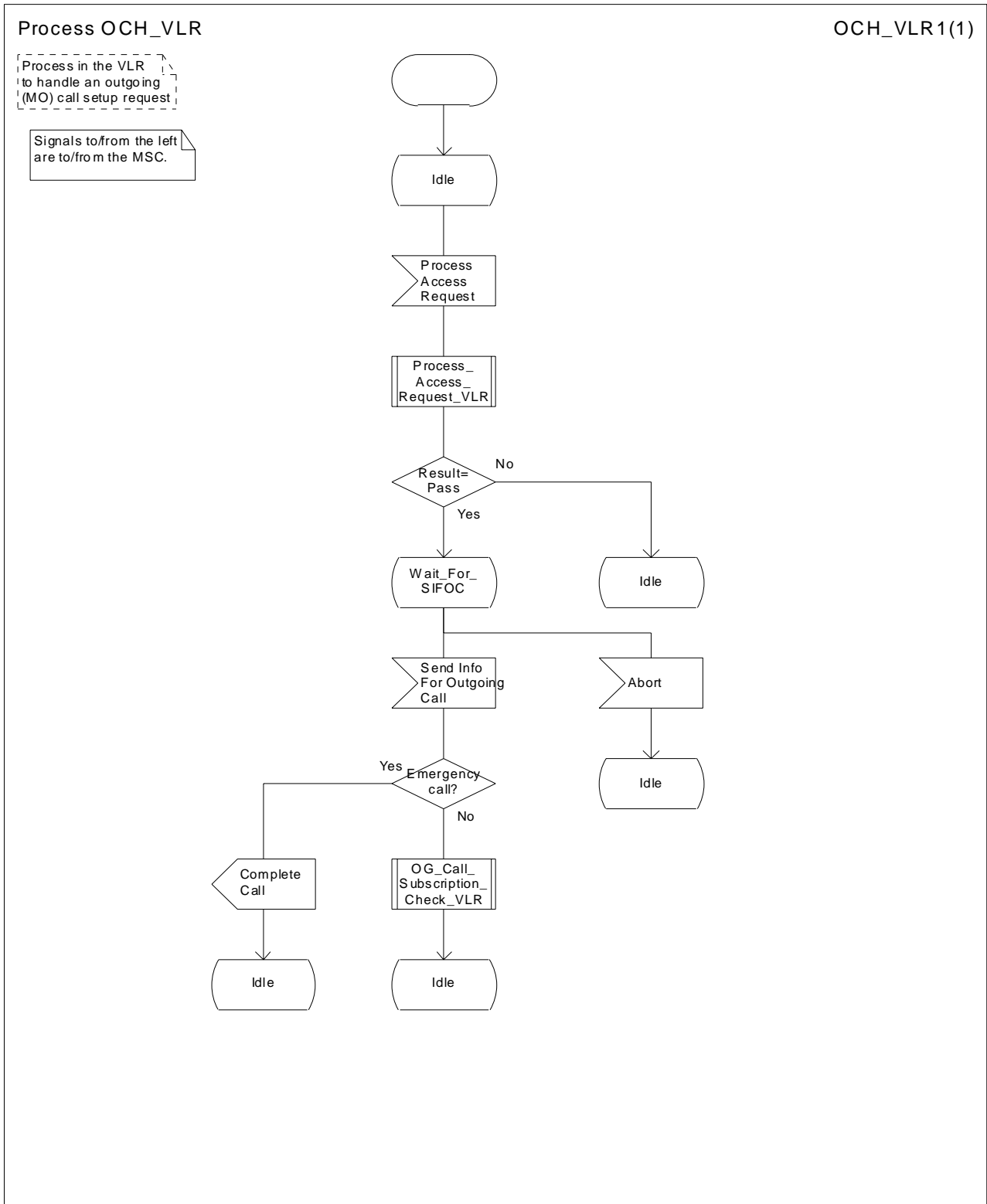


Figure 7.1.2.1: Process OCH\_VLR



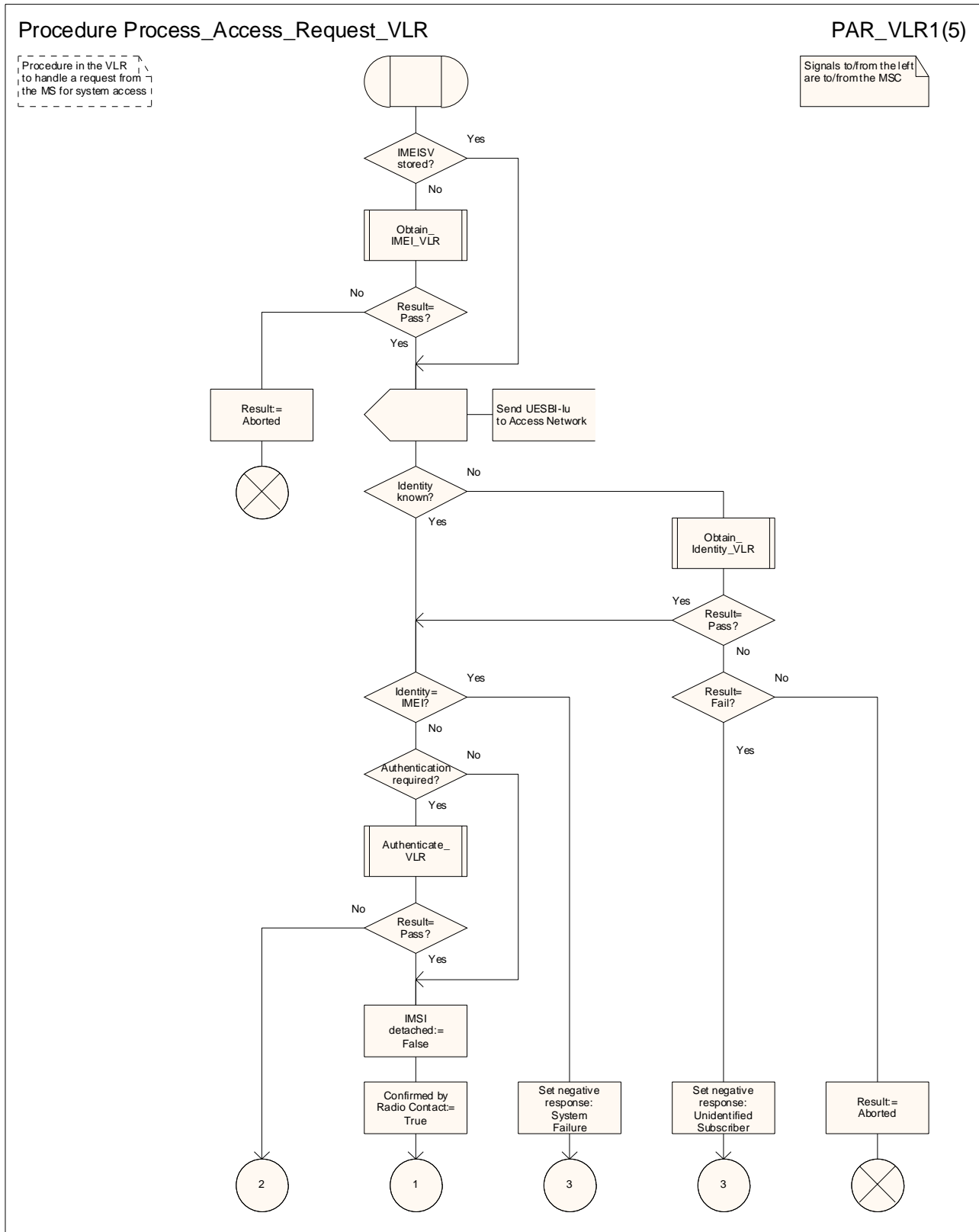


Figure 7.1.2.2a: Procedure Process\_Access\_Request\_VLR (sheet 1)

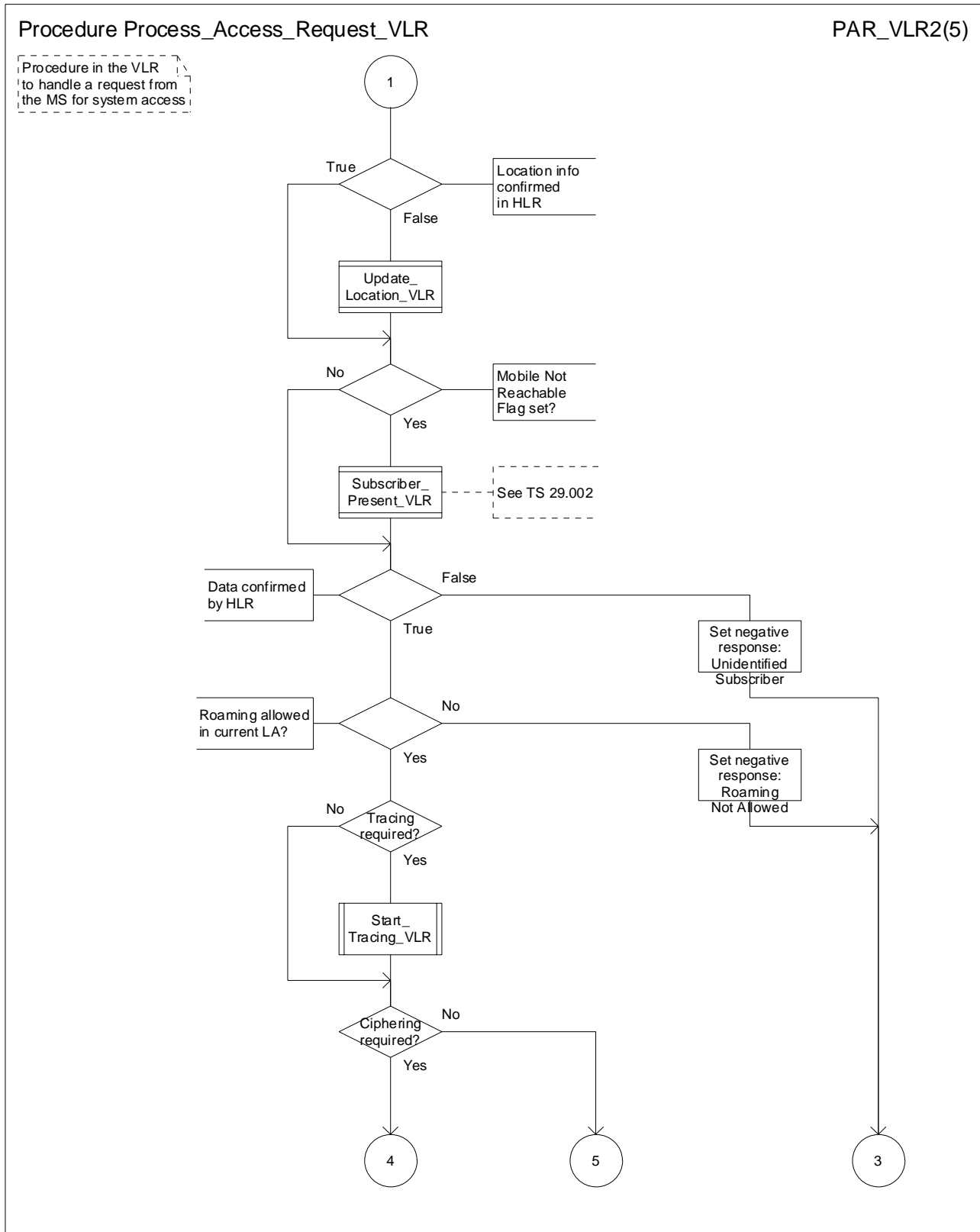


Figure 7.1.2.2b: Procedure Process\_Access\_Request\_VLR (sheet 2)

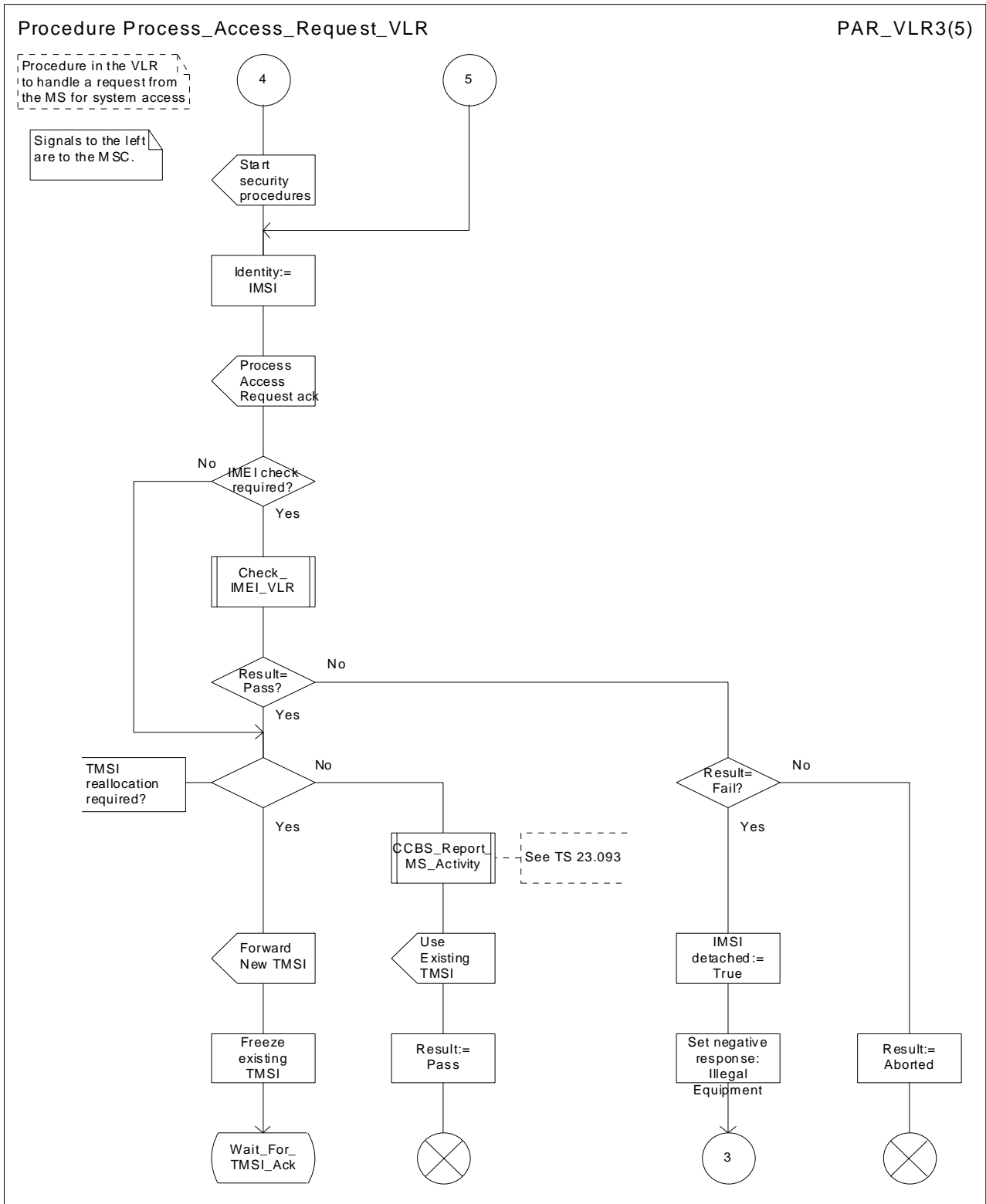


Figure 7.1.2.2c: Procedure Process\_Access\_Request\_VLR (sheet 3)

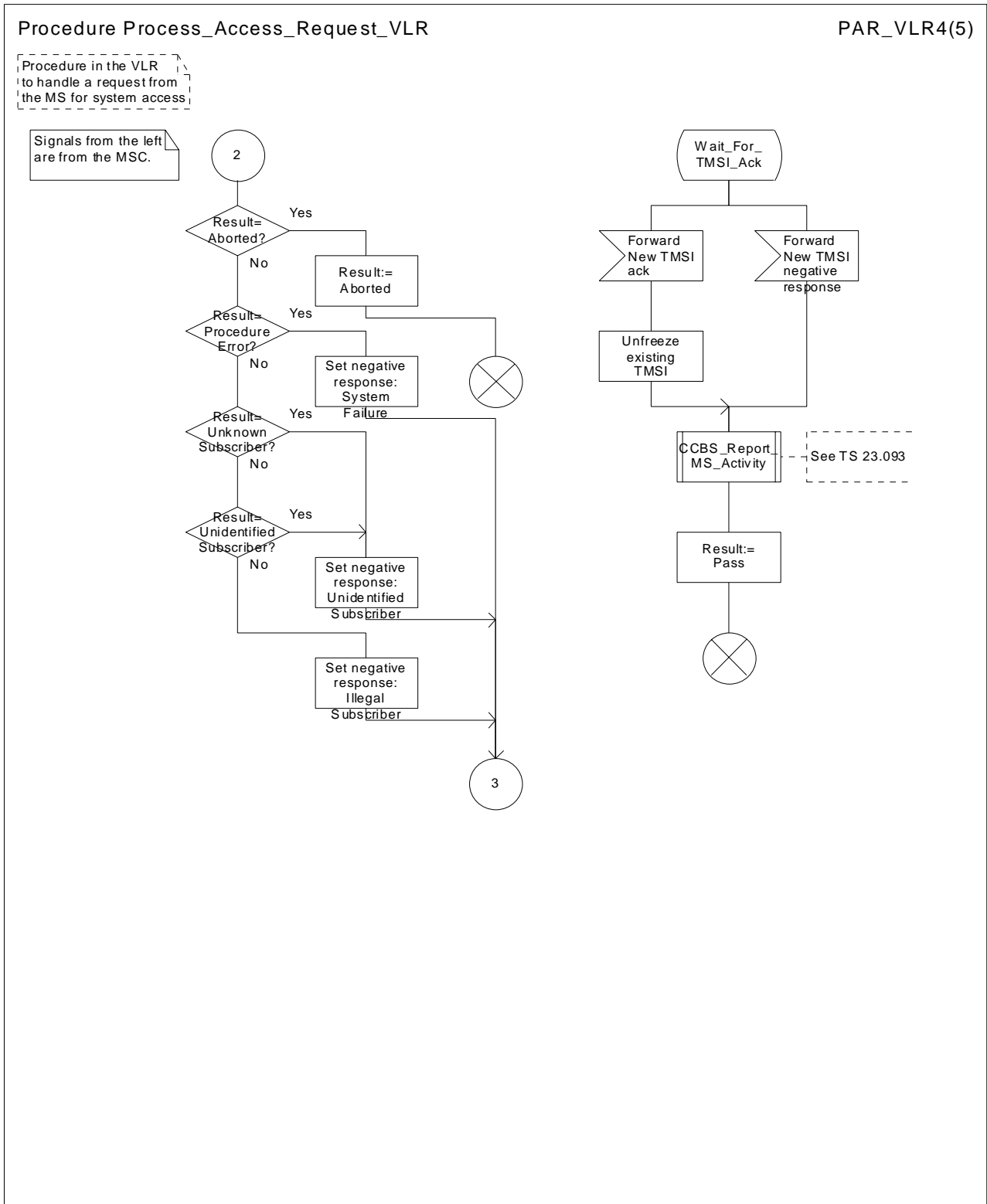


Figure 7.1.2.2d: Procedure Process\_Access\_Request\_VLR (sheet 4)

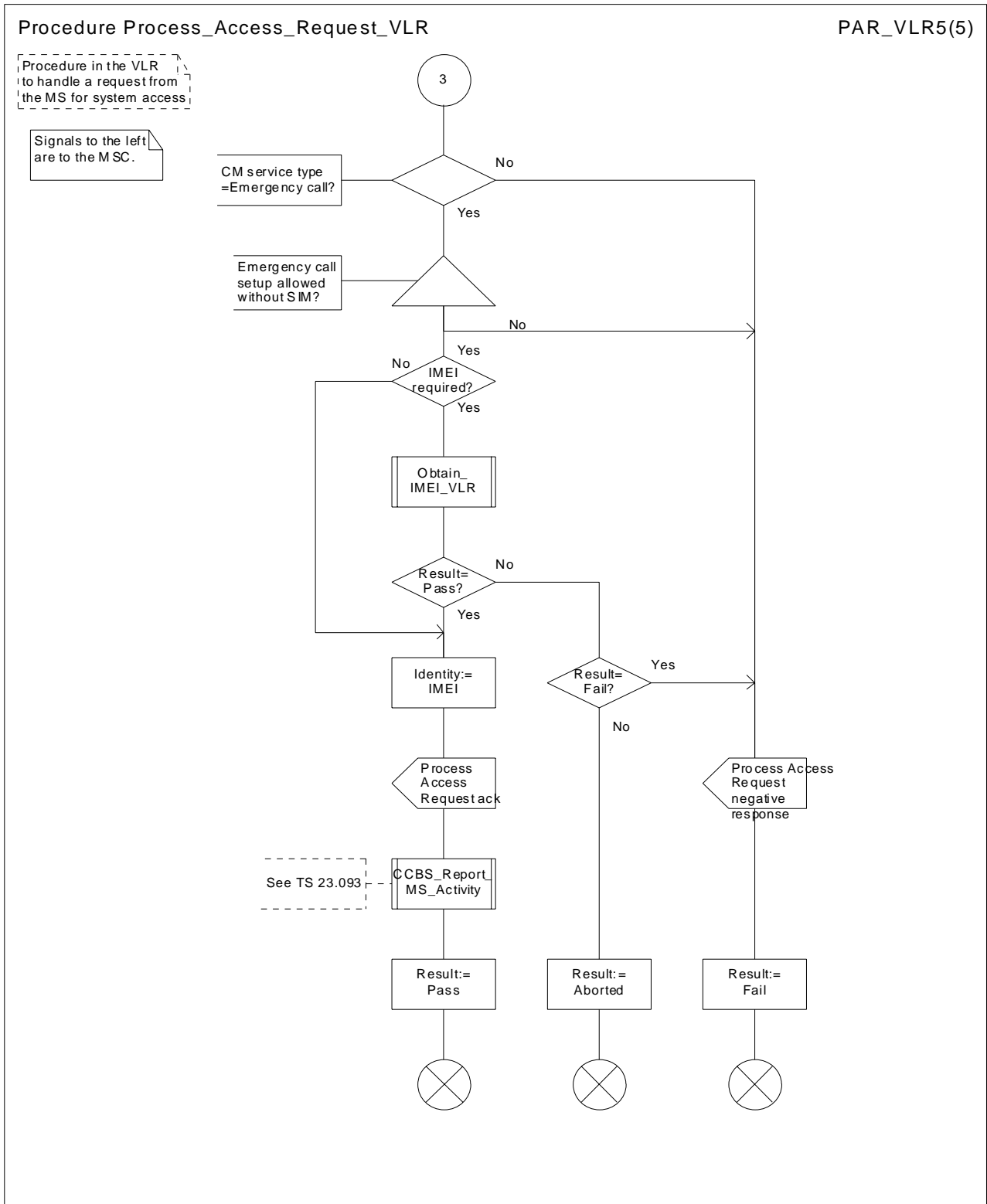


Figure 7.1.2.2e: Procedure Process\_Access\_Request\_VLR (sheet 5)

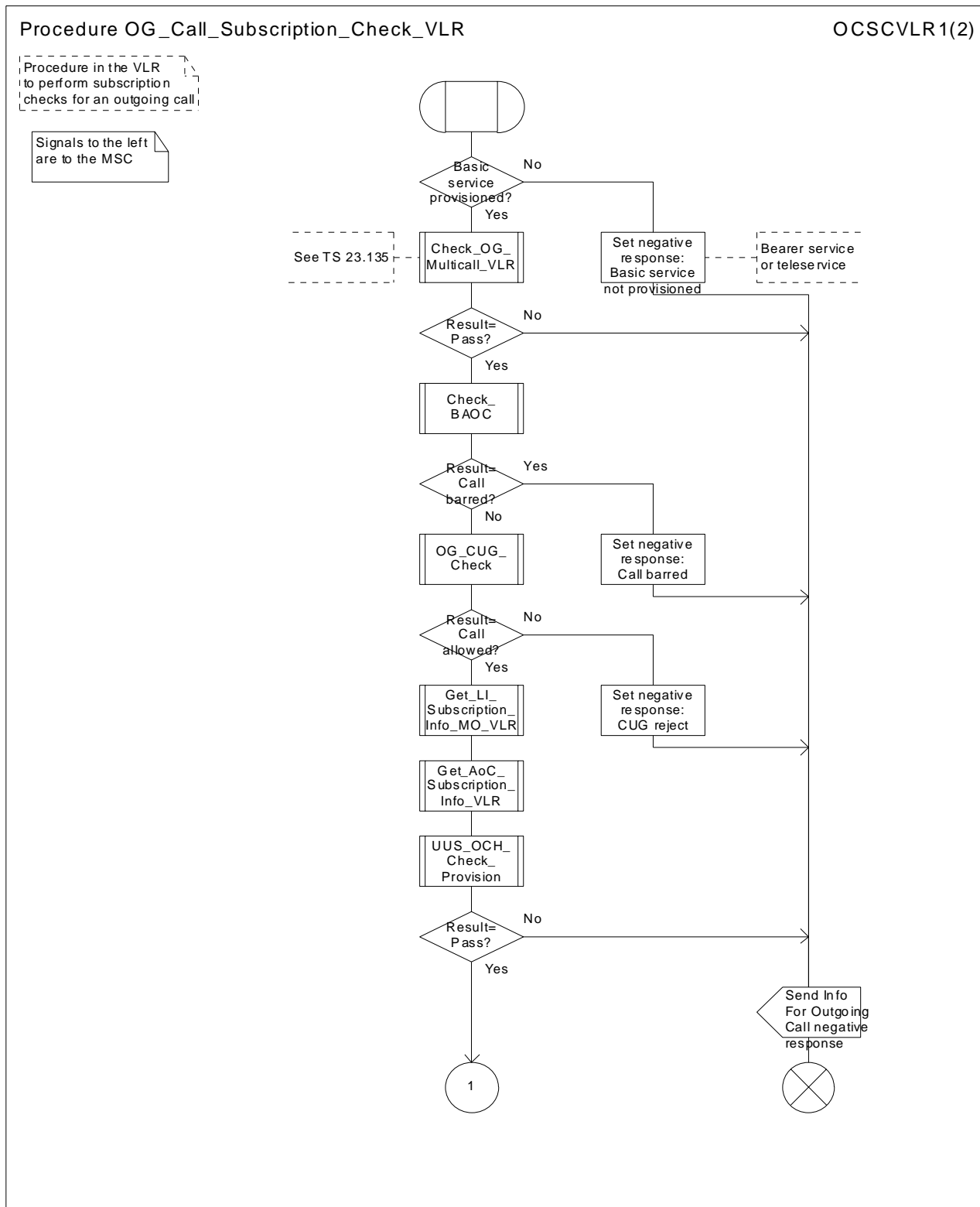


Figure 7.1.2.3a: Procedure OG\_Call\_Subscription\_Check\_VLR (sheet 1)

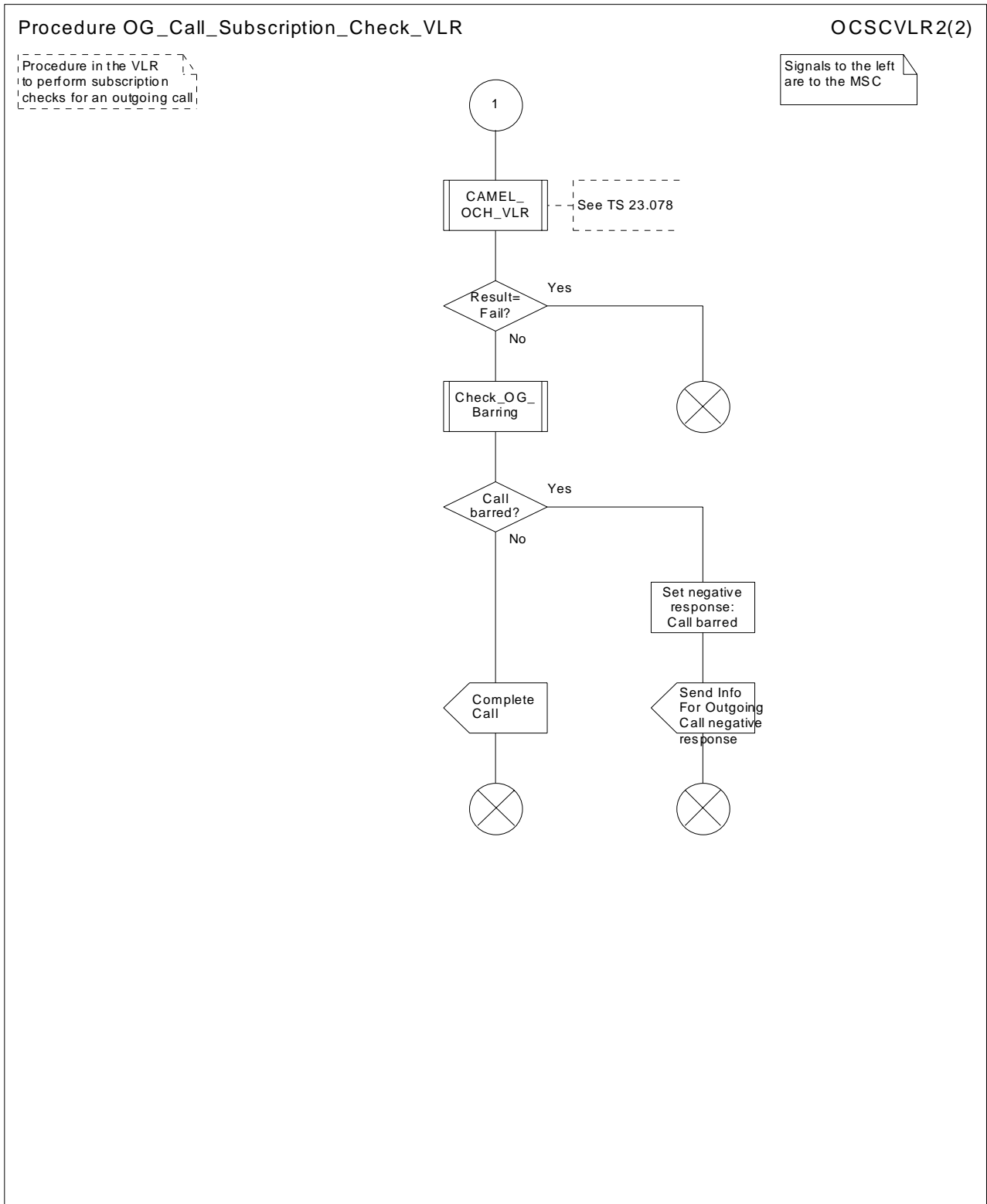


Figure 7.1.2.3b: Procedure OG\_Call\_Subscription\_Check\_VLR (sheet 2)

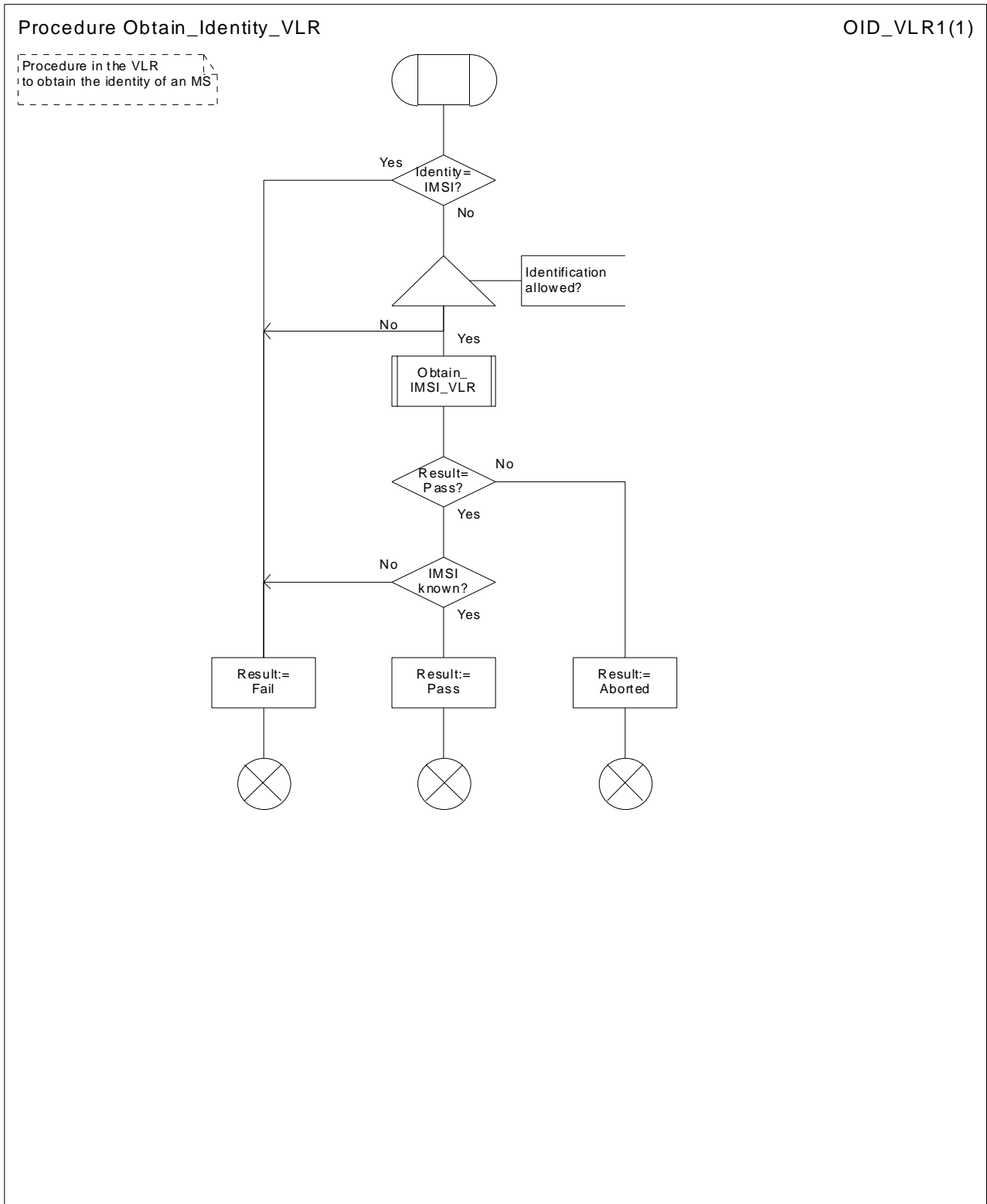


Figure 7.1.2.4: Procedure Obtain\_Identity\_VLR



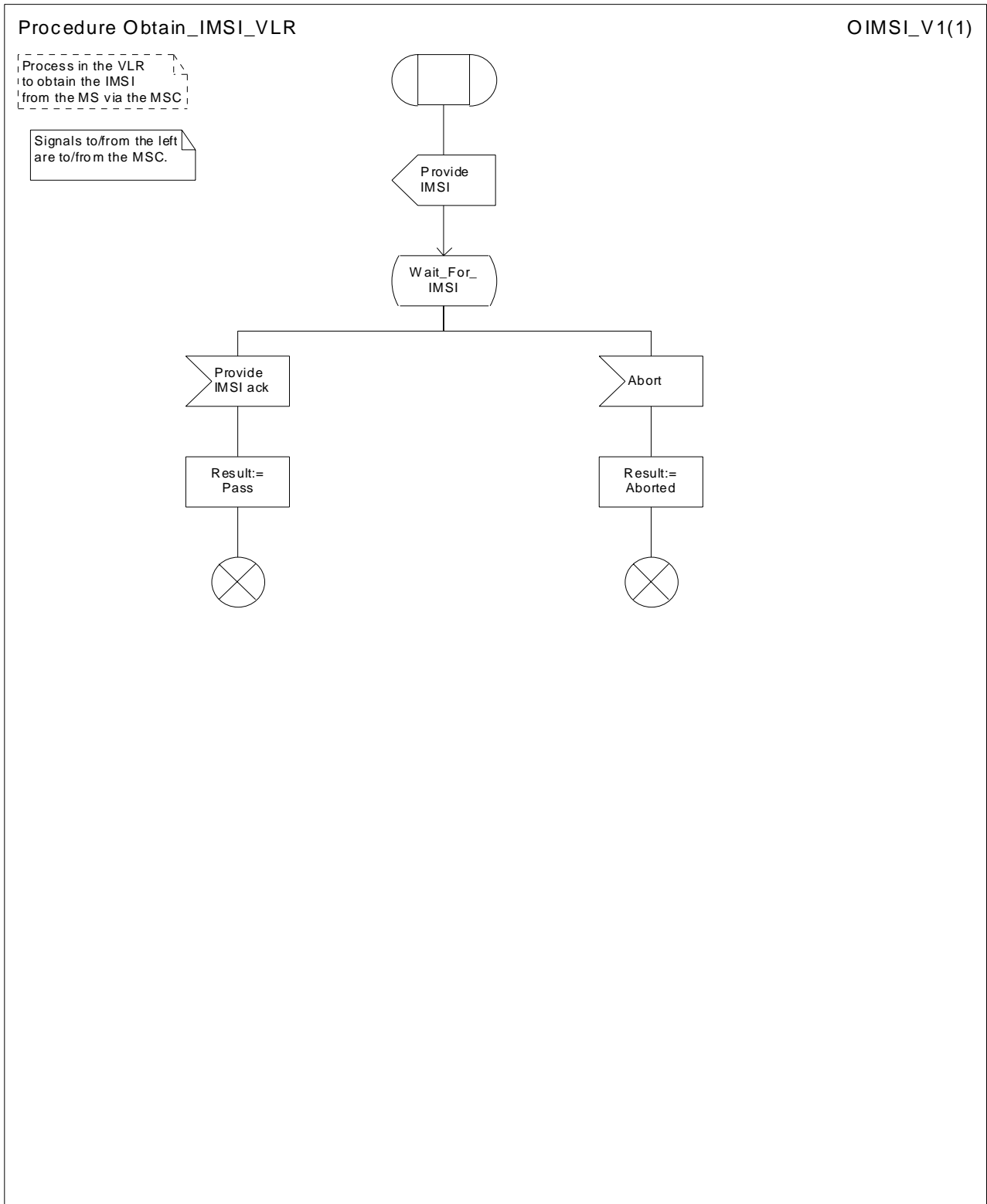


Figure 7.1.2.5: Procedure Obtain\_IMSI\_VLR

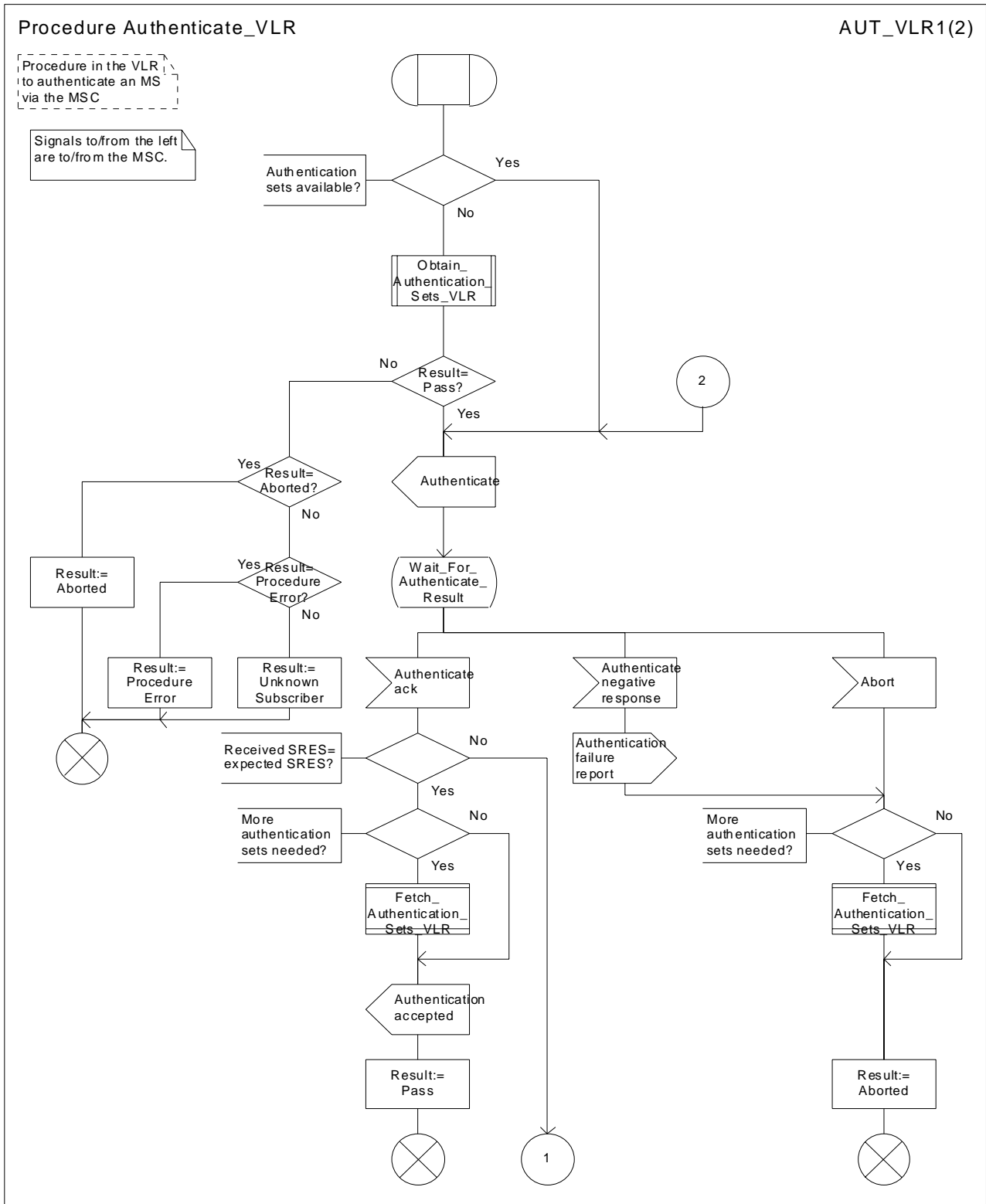


Figure 7.1.2.6a: Procedure Authenticate\_VLR (sheet 1)

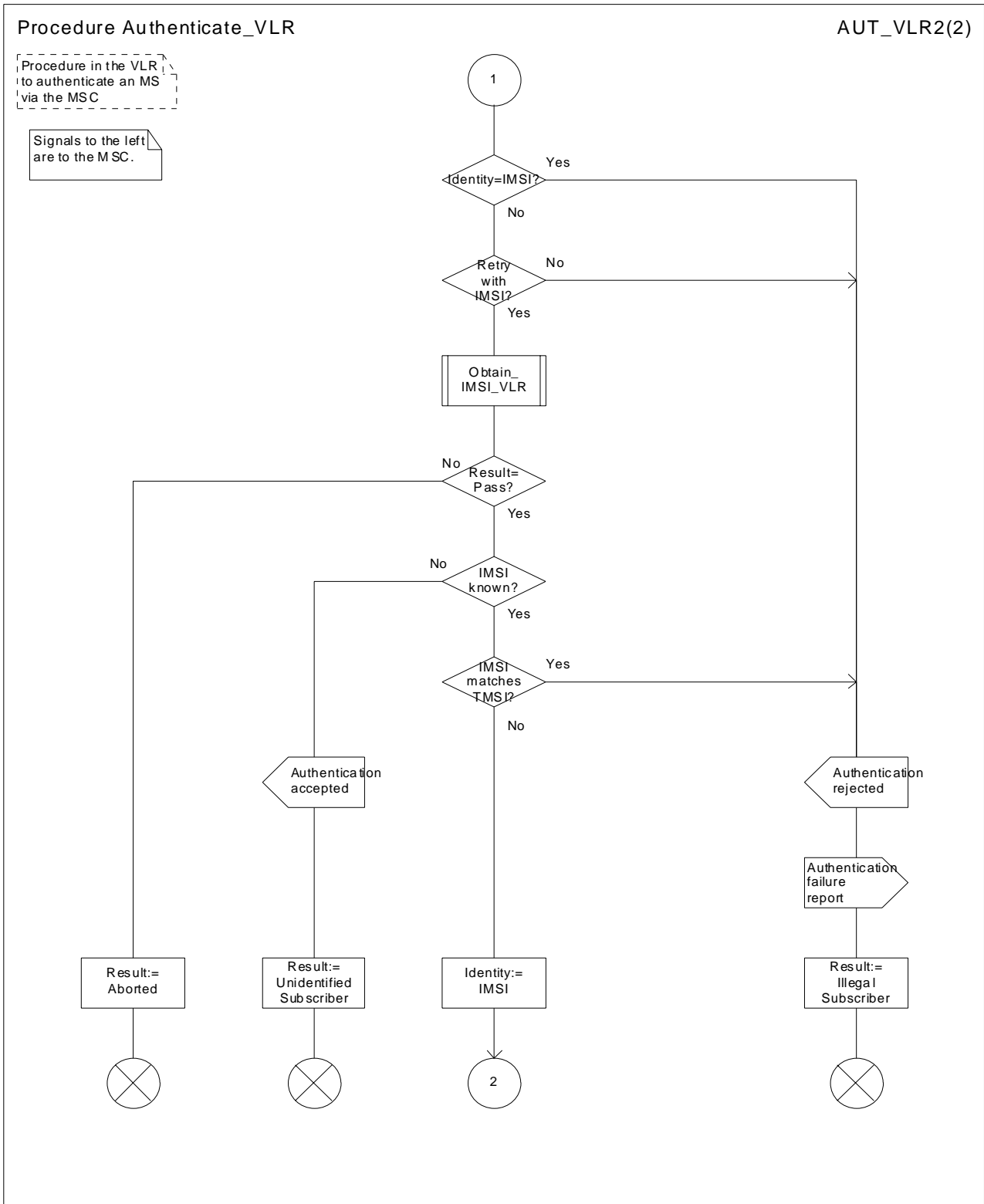


Figure 7.1.2.6b: Procedure Authenticate\_VLR (sheet 2)

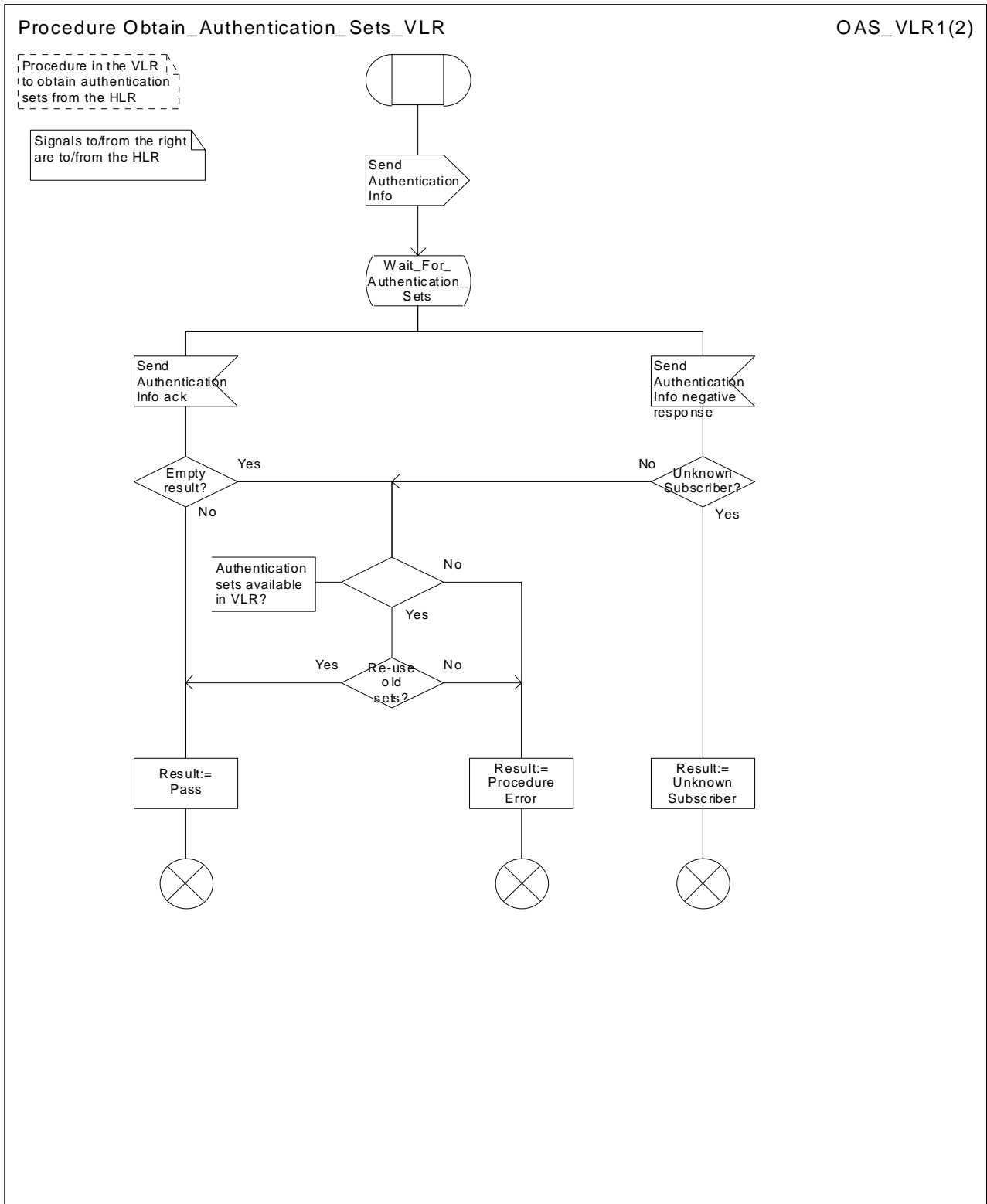


Figure 7.1.2.7a: Procedure Obtain\_Authentication\_Sets\_VLR (sheet 1)

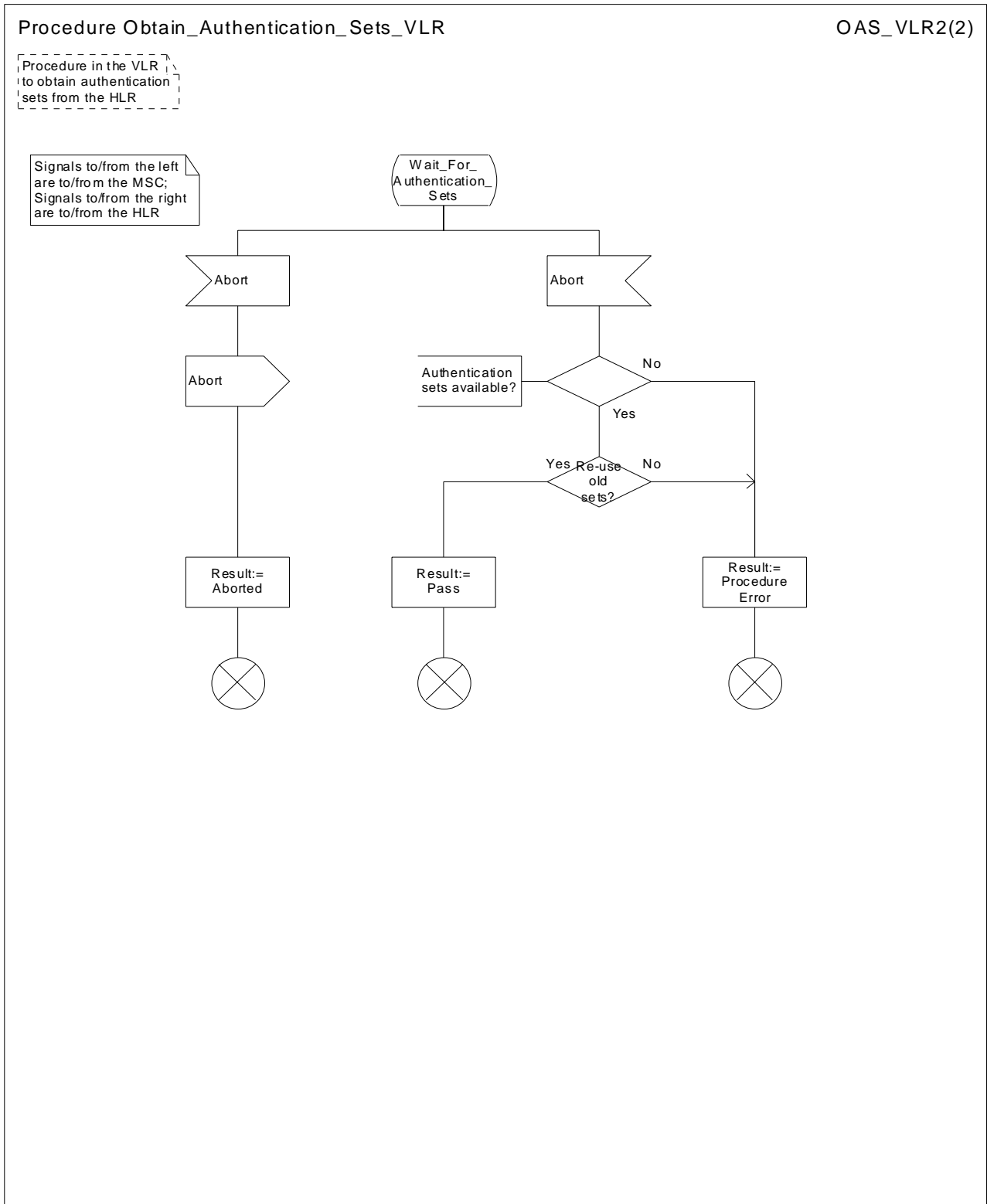


Figure 7.1.2.7b: Procedure Obtain\_Authentication\_Sets\_VLR (sheet 2)

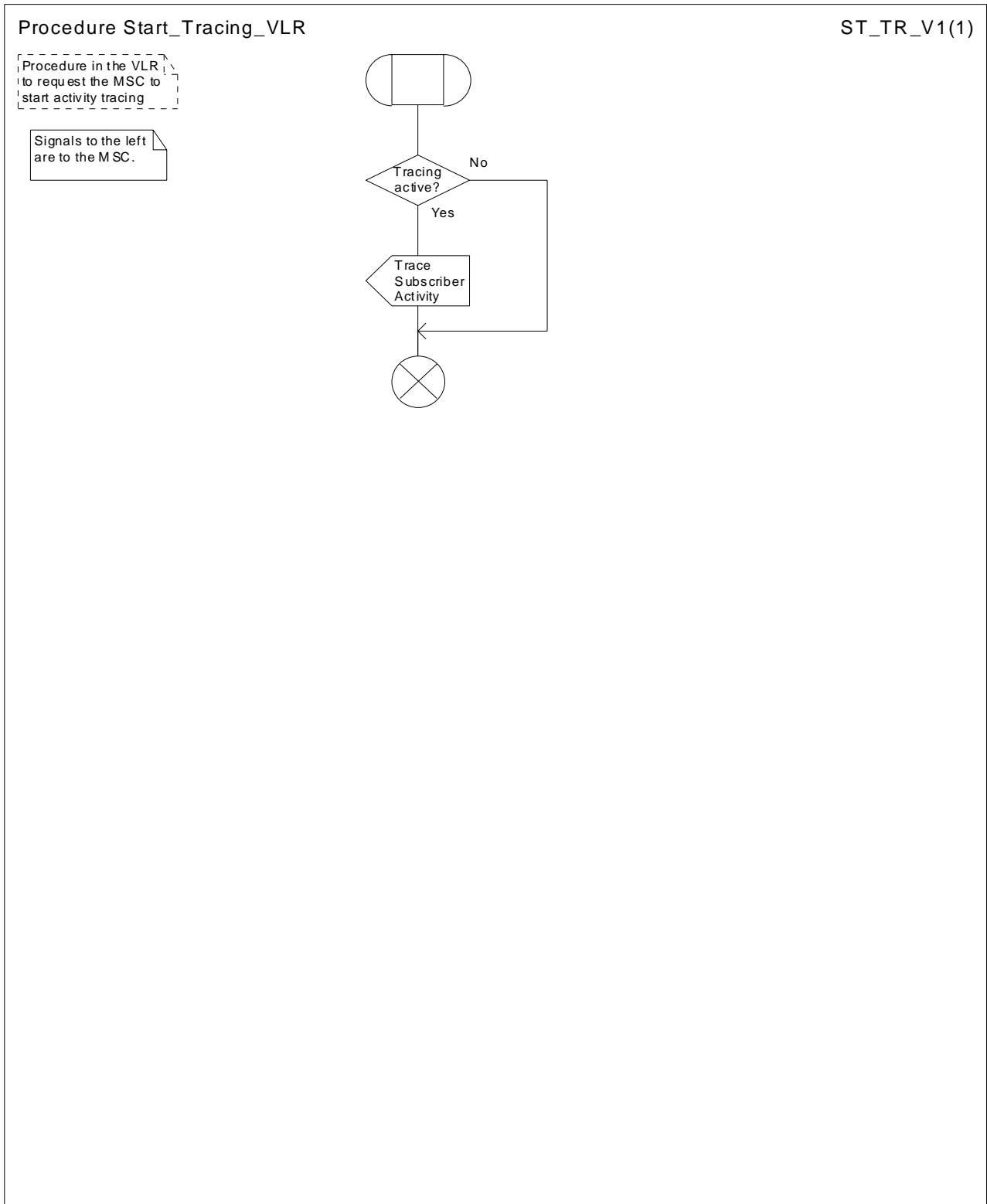


Figure 7.1.2.8: Procedure Start\_Tracing\_VLR

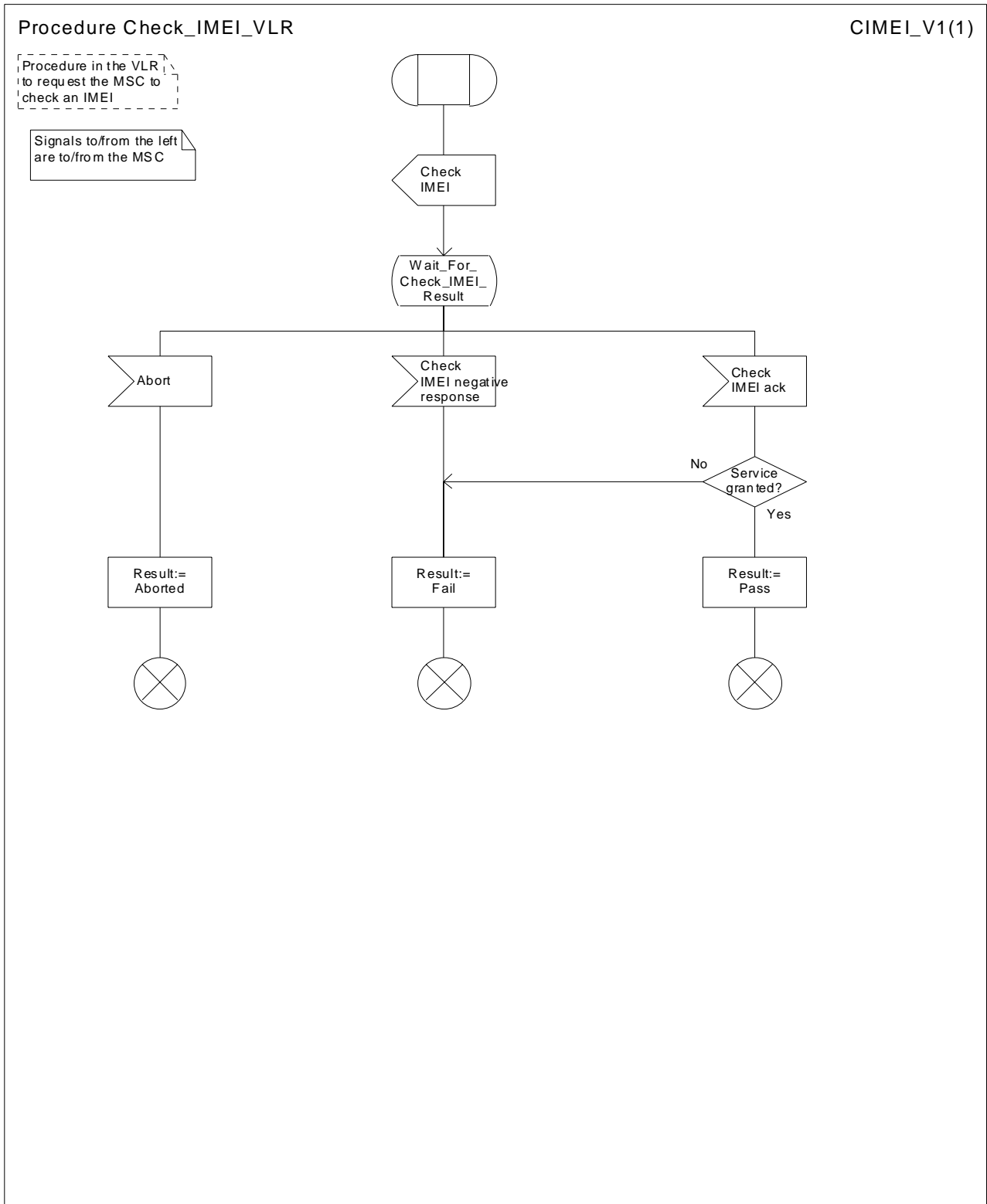


Figure 7.1.2.9: Procedure Check\_IMEI\_VLR

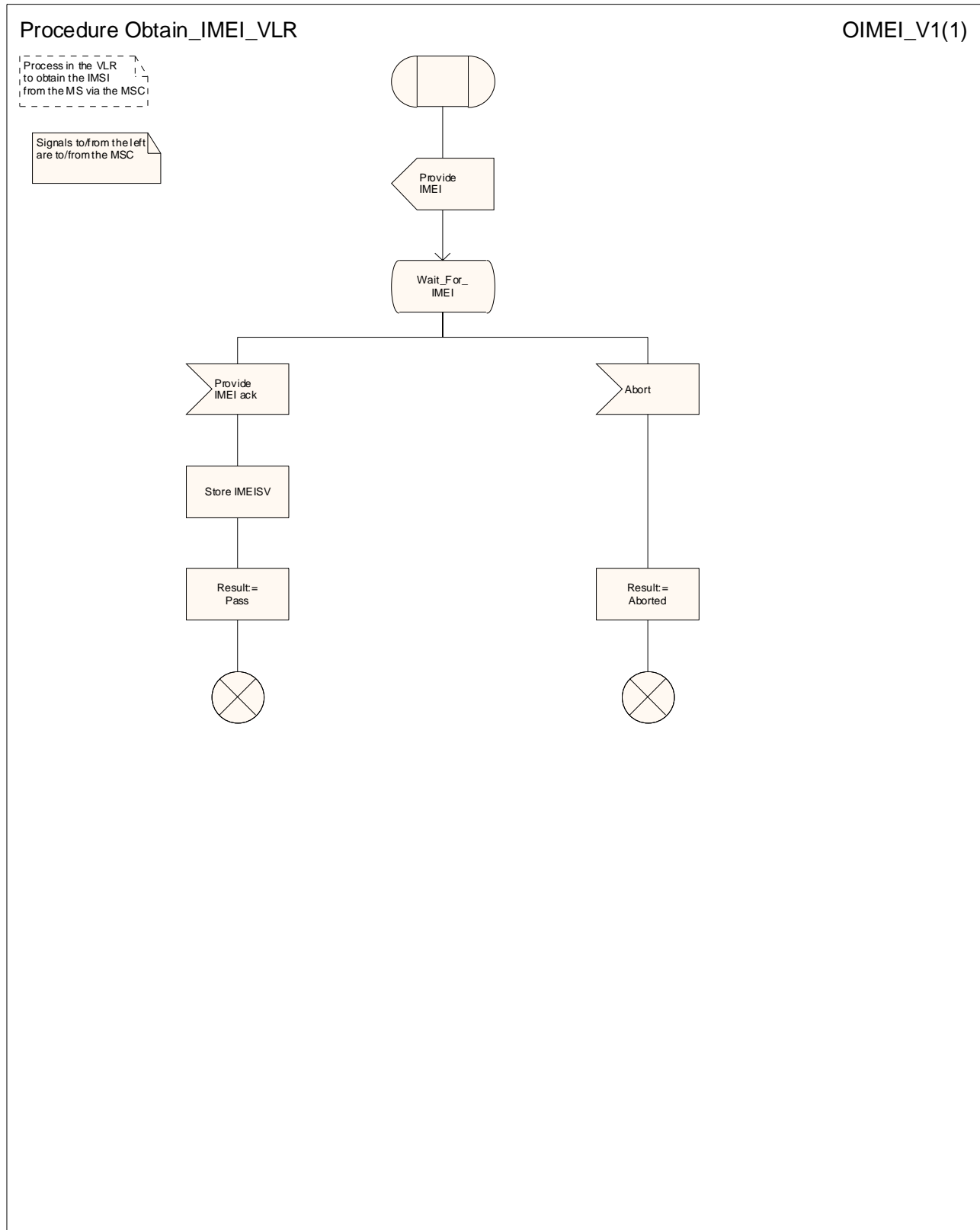


Figure 7.1.2.10: Procedure Obtain\_IMEI\_VLR






Figure 7.1.2.11: Process Fetch\_Authentication\_Sets\_VLR

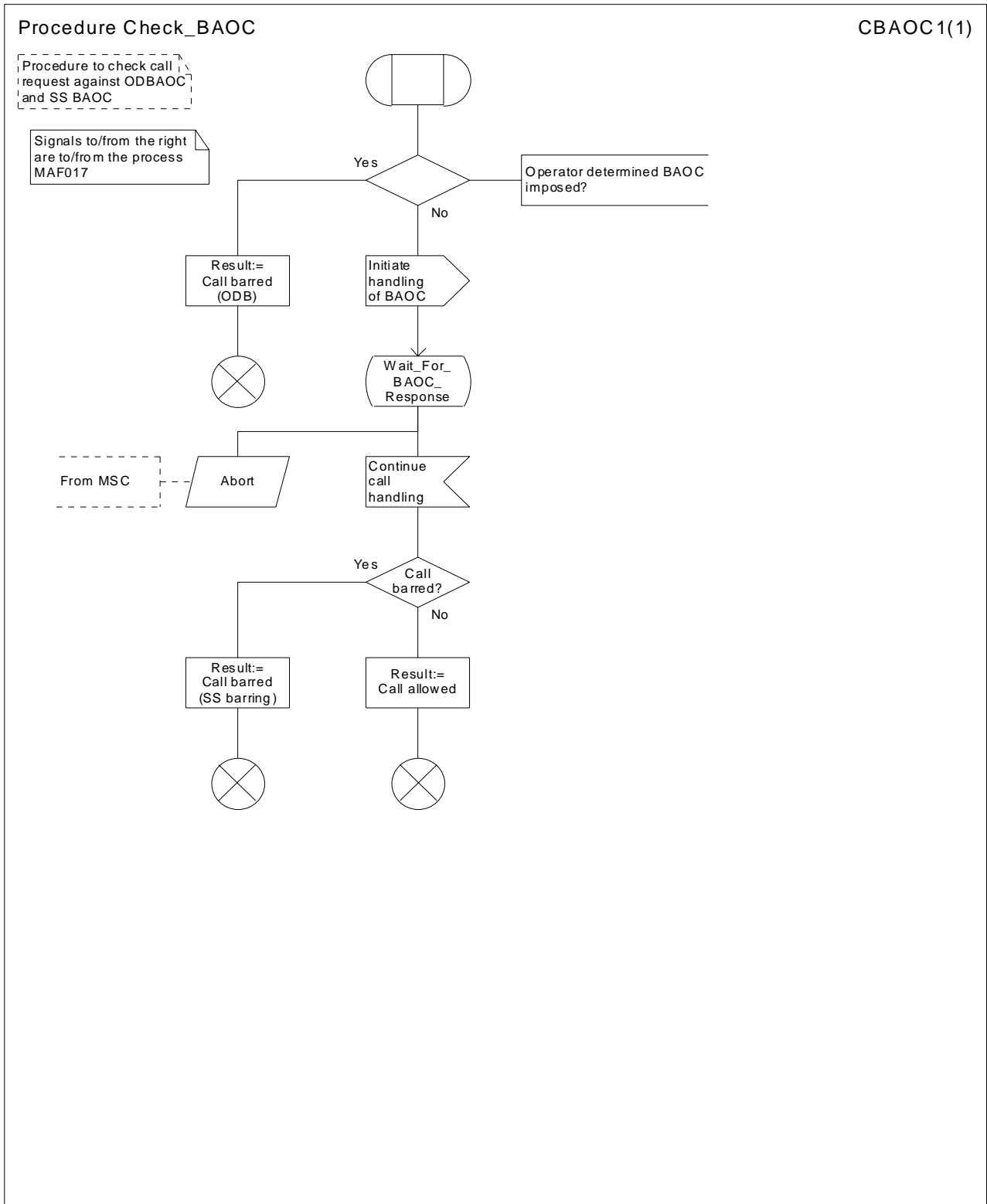


Figure 7.1.2.12: Procedure Check\_BAOC

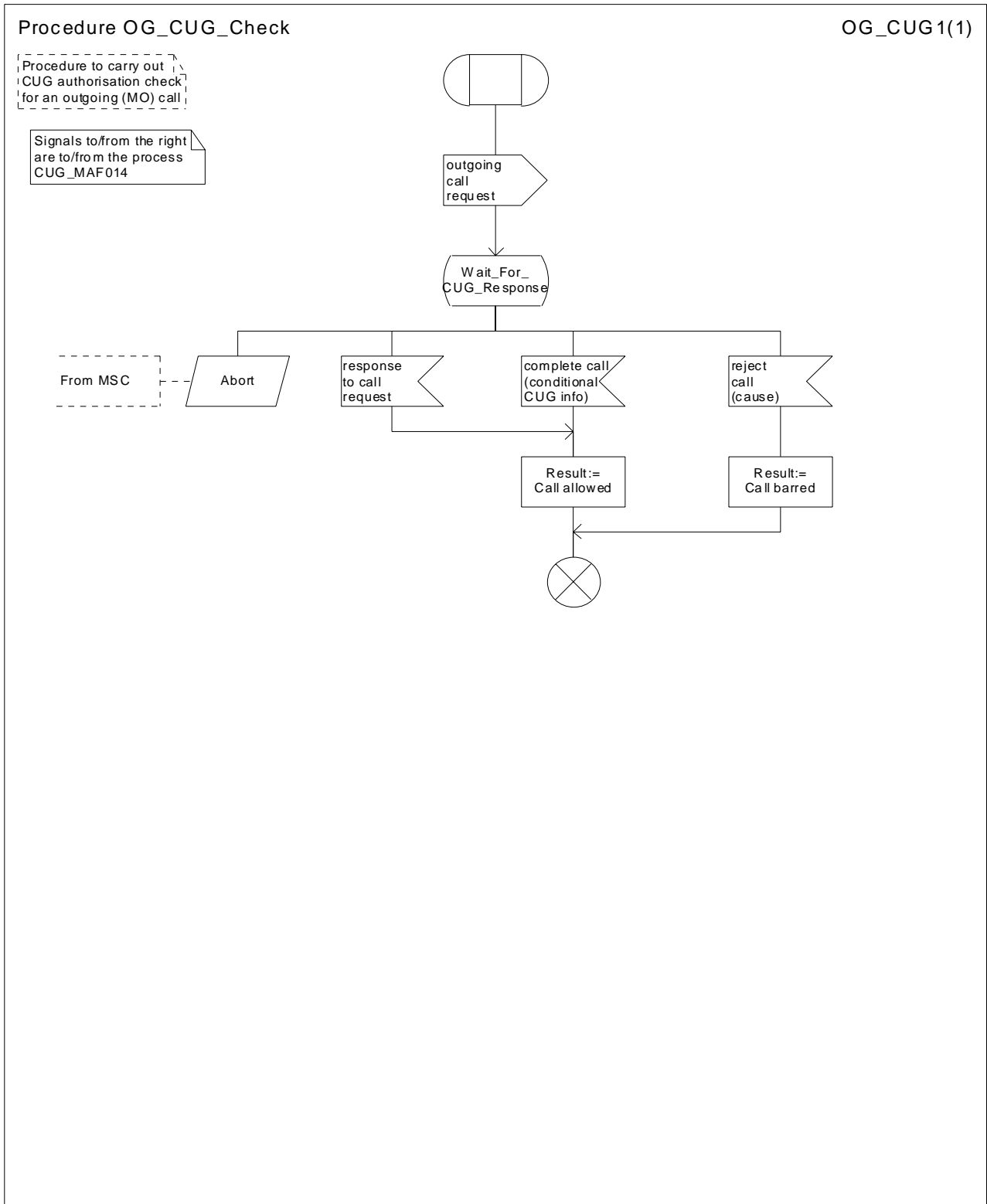


Figure 7.1.2.13: Procedure OG\_CUG\_Check

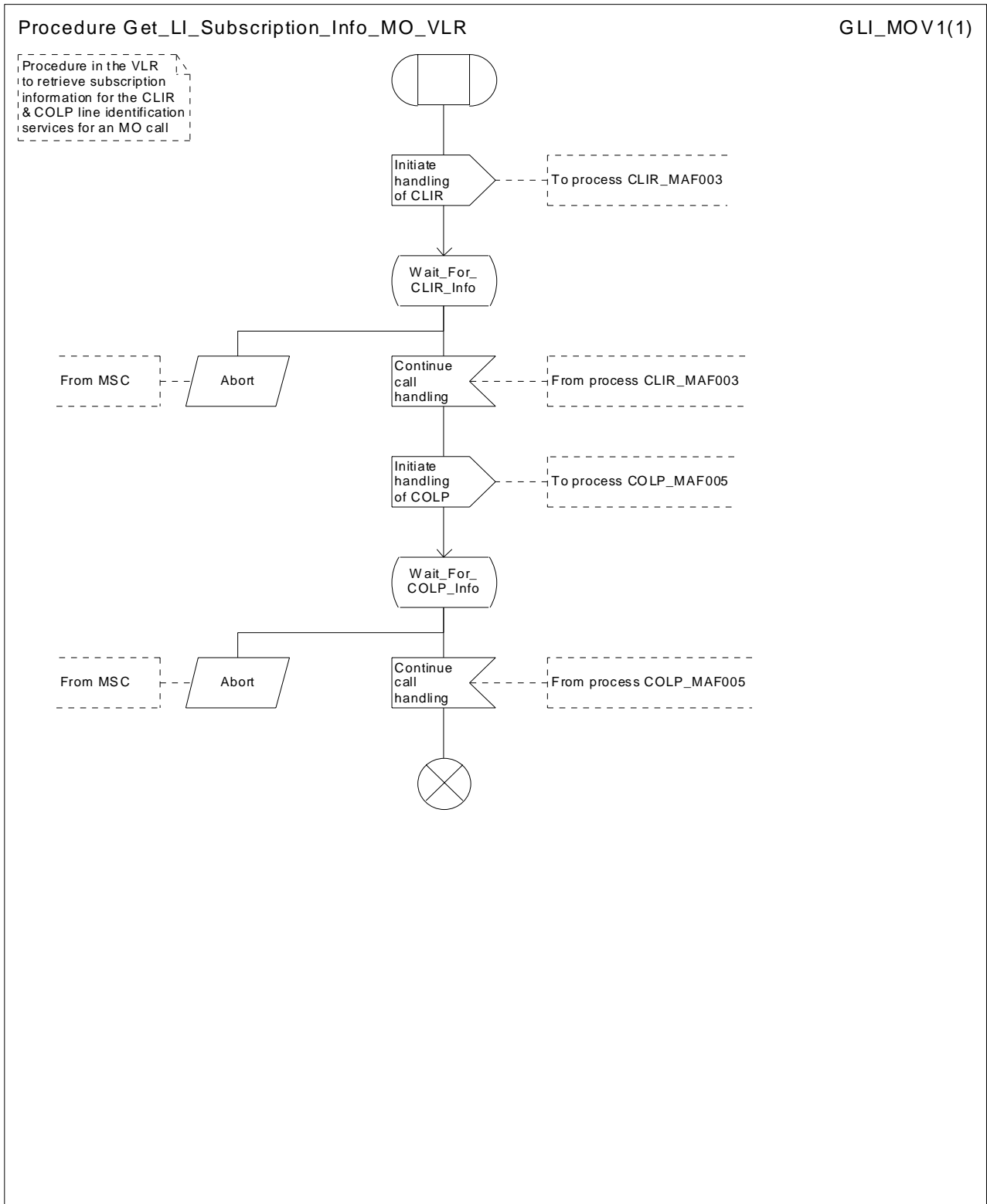


Figure 7.1.2.14: Procedure Get\_LI\_Subscription\_Info\_MO\_VLR

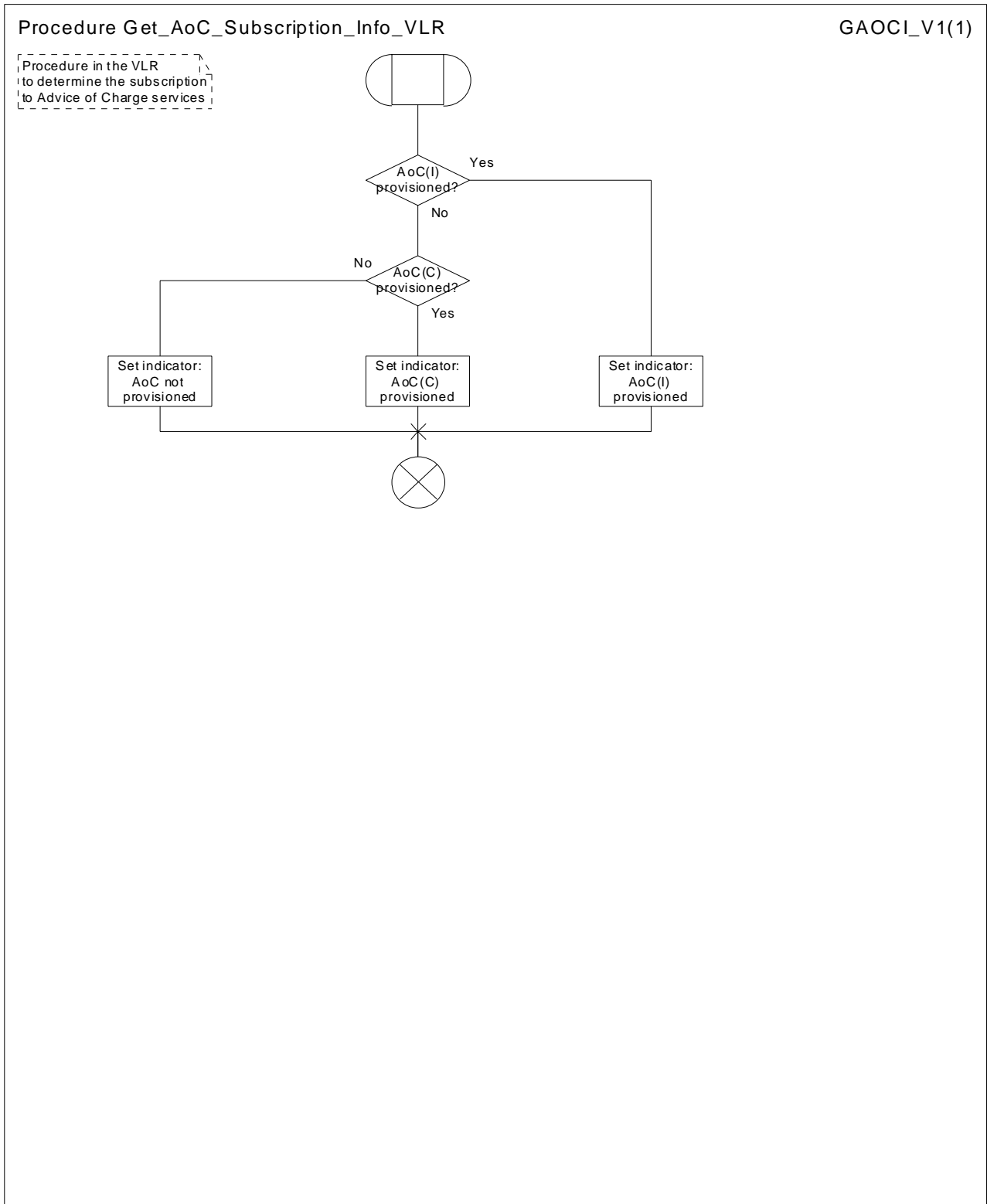


Figure 7.1.2.15: Procedure Get\_AoC\_Subscription\_Info\_VLR

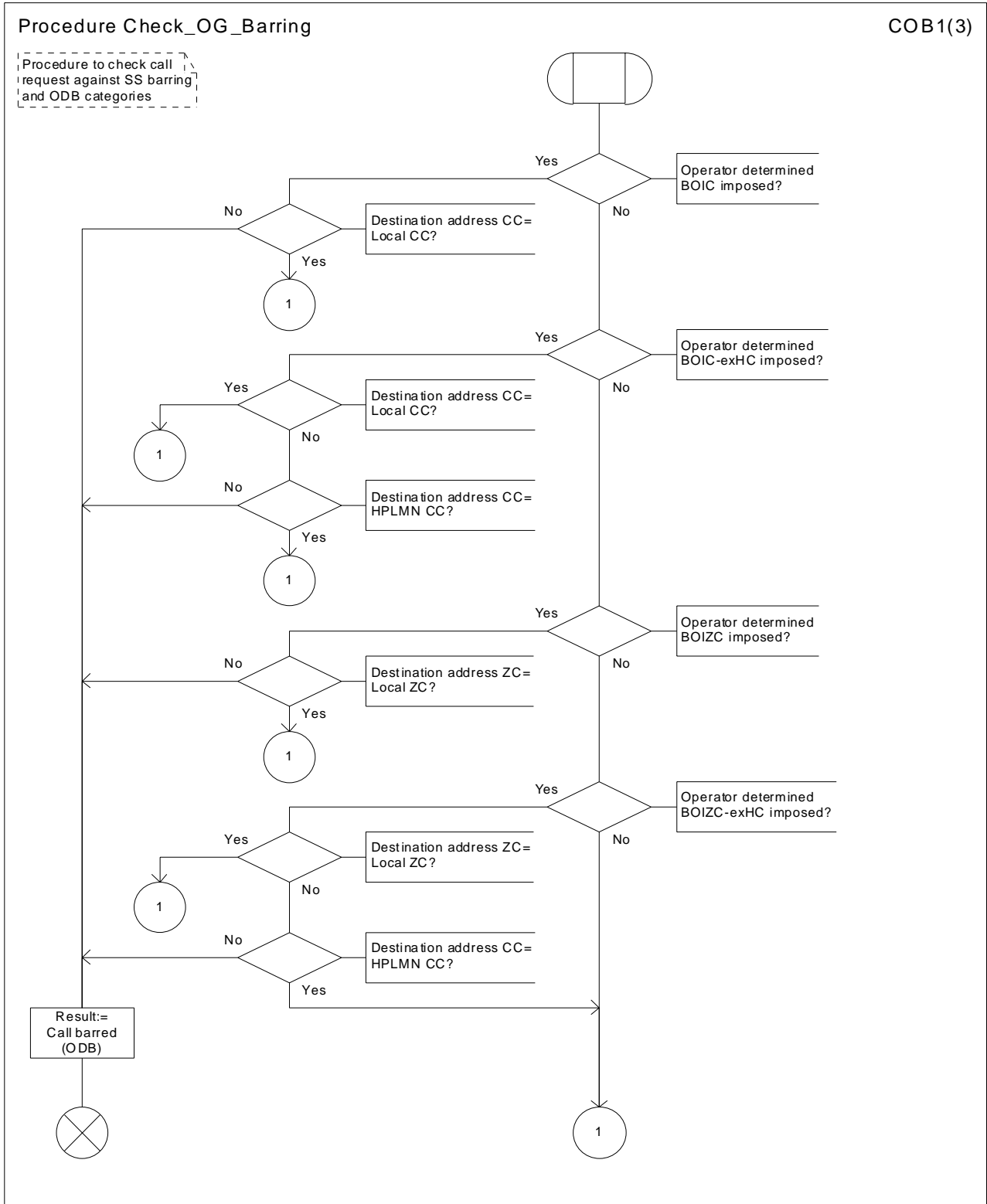


Figure 7.1.2.16a: Procedure Check\_OG\_Barring (sheet 1)

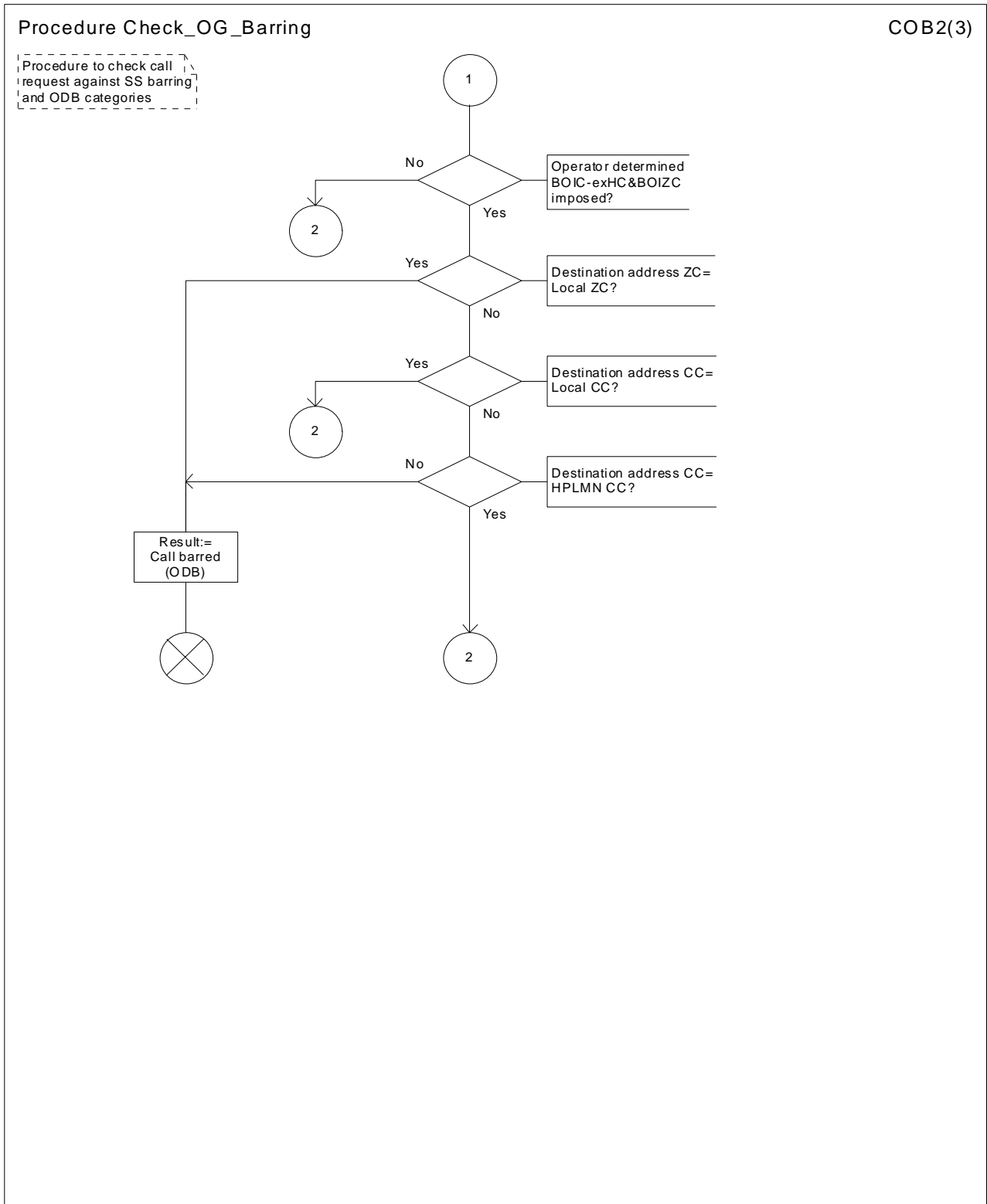


Figure 7.1.2.16b: Procedure Check\_OG\_Barring (sheet 2)

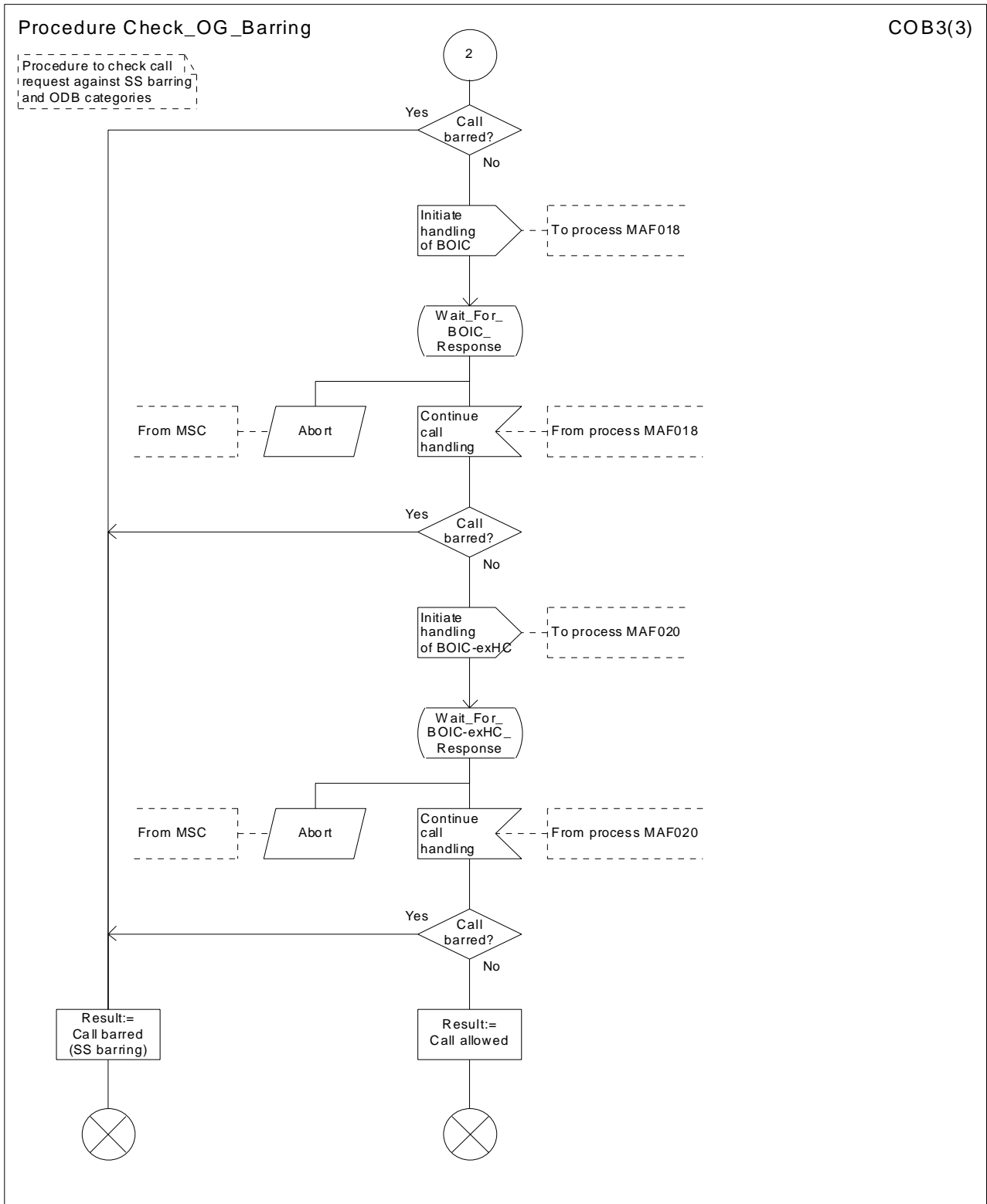


Figure 7.1.2.16c: Procedure Check\_OG\_Barring (sheet 3)



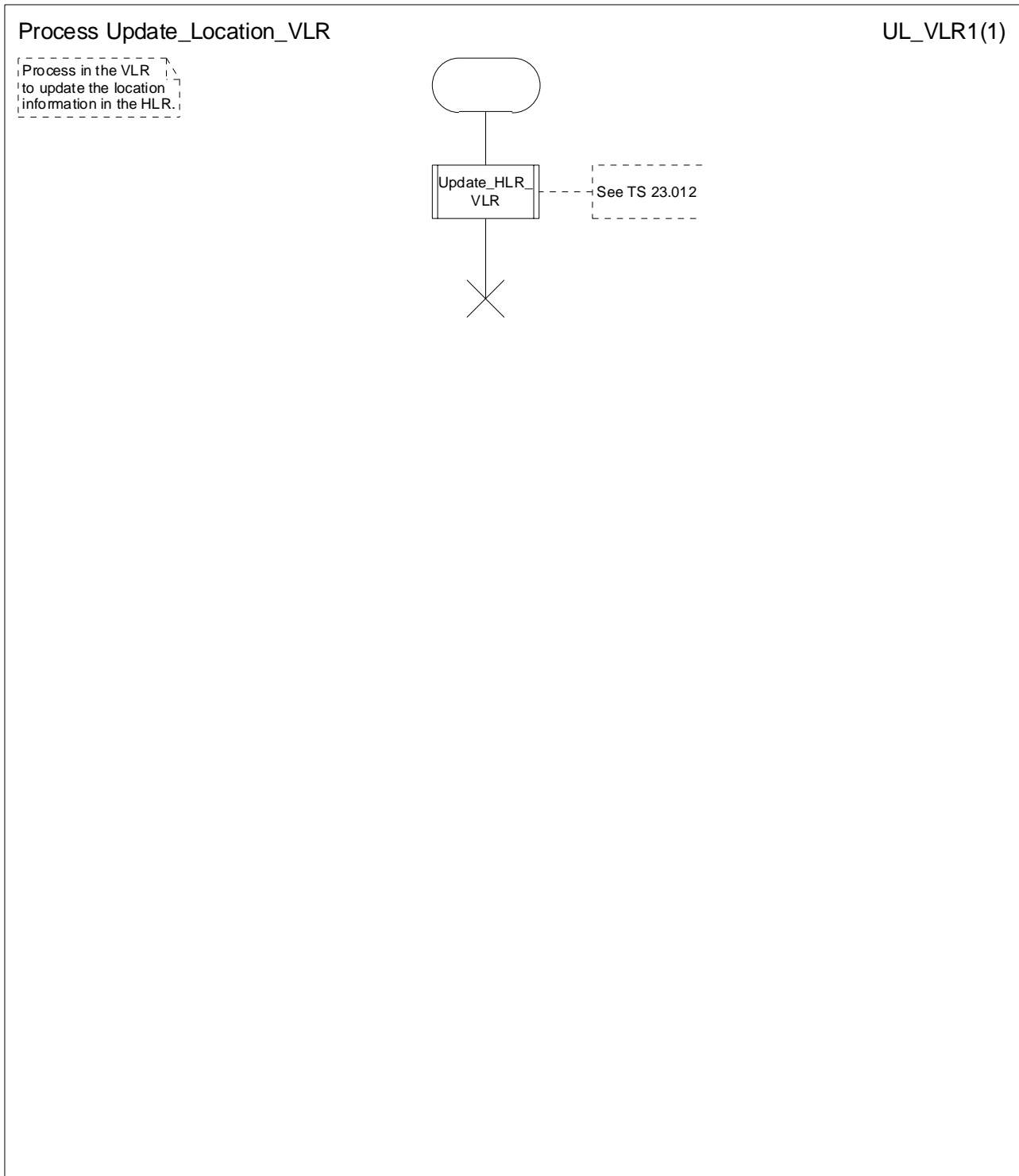


Figure 7.1.2.17: Process Update\_Location\_VLR

## 7.2 Retrieval of routing information for MT call

### 7.2.1 Functional requirements of GMSC

#### 7.2.1.1 Process MT\_GMSC

Sheet 1: the variables ACM sent, Answer sent, Network connect sent, Reconnect and Resume call are global data, accessible to the procedures CCBS\_MT\_GMSC\_Check\_CCBS Possible, CCBS\_Set\_Diagnostic\_For\_Release, Obtain\_Routing\_Address, Send\_ACM\_If\_Required, Send\_Answer\_If\_Required and Send\_Network\_Connect\_If\_Required.

Sheet 1: the variable UUS CF interaction is specific to UUS; it is accessible to all UUS specific procedures in the GMSC.

Sheet 1: the procedure MNP\_MT\_GMSC\_Set\_MNP\_Parameters is specific to Mobile Number Portability; it is specified in 3GPP TS 23.066 [10].

Sheet 1: the procedure OR\_Set\_ORA\_Parameters is specific to Support of Optimal Routing; it is specified in 3GPP TS 23.079 [13].

Sheet 1: the procedure CAMEL\_Set\_ORA\_Parameters is specific to CAMEL; it is specified in 3GPP TS 23.078 [12].

Sheet 1: the parameters "Reference address", "OR" and "Own PLMN" are passed to the procedure Obtain\_Routing\_Address only if the GMSC supports Optimal Routing. The parameter "Destination address" is returned by the procedure Obtain\_Routing\_Address only if the GMSC supports Optimal Routing of mobile-to-mobile calls. The Send Routing Info negative response information element received in the execution of the procedure Obtain\_Routing\_Address is global data, available to the parent process.

Sheet 1: the suggested mapping from values of the Send Routing Info negative response information element to values of the ISUP release cause (see ITU-T Recommendation Q.850 [37]) is shown in table 1. The mapping used is a matter for the network operator, depending on the telephony signalling system used.

**Table 1: Suggested mapping of Send Routeing Info (SRI) negative responses to ISUP release causes**

SRI negative response	ISUP release cause number	ISUP release cause name
Absent subscriber	20	Subscriber absent
Bearer service not provisioned	57	Bearer capability not authorized
Call barred (ODB)	21	Call rejected
Call barred (SS barring)	21	Call rejected
CUG reject (Called party SS interaction violation)	21	Call rejected
CUG reject (Incoming calls barred within CUG)	55	Incoming calls barred within CUG
CUG reject (Subscriber not member of CUG)	87	User not member of CUG
CUG reject (Requested basic service violates CUG constraints)	87	User not member of CUG
Data missing	111	Protocol error, unspecified
Facility not supported	69	Requested facility not implemented
Forwarding violation	21	Call rejected
Number changed	22	Number changed
System failure	111	Protocol error, unspecified
Teleservice not provisioned	57	Bearer capability not authorized
Unexpected data value	111	Protocol error, unspecified
Unknown subscriber	1	Unallocated (unassigned) number
	26	Misrouted call to a ported number (note)
<p>NOTE: If the Diagnostic parameter indicates "NPDB mismatch", MNP can require a specific ISUP release cause value, according to National Coding Standard, to indicate "Misrouted call to a ported number", depending on national regulations. North American GSM Number Portability (NAGNP) requires the SRI negative response "unknown subscriber" to be treated differently under certain conditions. If the IAM received from the originating exchange contained the HPLMN routing number for NAGNP then the SRI negative response "unknown subscriber" shall be mapped to ISUP release cause number 26 "Misrouted call to a ported number"; under all other conditions the SRI negative response "unknown subscriber" shall be mapped to ISUP release cause number 1 "Unallocated (unassigned) number".</p>		

Sheet 1: it is an operator option whether to send an Address Complete message if the Number Portability Database returns a routing number. If the GMSC sends an Address Complete message, it shall include the called party's status field of the Backward call indicator set to "no indication".

Sheet 1: the called party address sent in the IAM to the process MT\_CF\_MSC is the Forwarded-to number received in the Perform Call Forwarding ack.

Sheet 1: the procedure CAMEL\_Store\_Destination\_Address is specific to CAMEL phase 3 or later; it is specified in 3GPP TS 23.078 [12].

Sheet 1: it is an operator option whether to send an Address Complete message if the HLR returns forwarding information. If the GMSC sends an Address Complete message, it shall include the called party's status field of the Backward call indicator set to "no indication".

Sheet 1, sheet 8: the process CAMEL\_MT\_LEG1\_GMSC is specific to CAMEL phase 4 or later; it is specified in 3GPP TS 23.078 [12].

Sheet 2: the procedures CAMEL\_Start\_TNRy and CAMEL\_Stop\_TNRy are specific to CAMEL phase 2 or later; they are specified in 3GPP TS 23.078 [12].

Sheet 2, sheet 3: the procedure CAMEL\_MT\_MSC\_ALERTING is specific to CAMEL phase 4 or later; it is specified in 3GPP TS 23.078 [12]. If the GMSC does not support CAMEL phase 4 or later, processing continues from the "Pass" exit of the test "Result?".

Sheet 2, sheet 3: the procedure CAMEL\_MT\_GMSC\_ANSWER is specific to CAMEL; it is specified in 3GPP TS 23.078 [12]. If the GMSC does not support CAMEL, processing continues from the "Pass" exit of the test "Result".

Sheet 2, sheet 3: the task "Set destination address parameter" is executed only if the GMSC supports Optimal Routeing of mobile-to-mobile calls.

Sheet 3: the procedure Handle\_COLP\_Forwarding\_Interaction is specific to COLP.

Sheet 4: the input signal Resume Call Handling and all the subsequent processing on this sheet are specific to Support of Optimal Routeing, and will occur only if the GMSC supports Optimal Routeing. The procedure OR\_Handle\_RCH is specified in 3GPP TS 23.079 [13].

Sheet 4, sheet 6: the procedure CCBS\_MT\_GMSC\_Check\_CCBS\_Possible is specific to CCBS; it is specified in 3GPP TS 23.093 [23].

Sheet 5: the input signal TNRy expired and all the subsequent processing are specific to CAMEL phase 2 or later, and will occur only if the GMSC supports CAMEL phase 2 or later. The procedure CAMEL\_MT\_GMSC\_DISC5 is specified in 3GPP TS 23.078 [12].

Sheet 6: the procedure CAMEL\_MT\_GMSC\_DISC3 is specific to CAMEL phase 1; it is specified in 3GPP TS 23.078 [12].

Sheet 6: the procedures CAMEL\_MT\_GMSC\_DISC4 and CAMEL\_MT\_GMSC\_DISC6 are specific to CAMEL phase 2 or later, they are specified in 3GPP TS 23.078 [12].

Sheet 6: the procedure CCBS\_Set\_Diagnostic\_For\_Release is specific to CCBS; it is specified in 3GPP TS 23.093 [23].

Sheet 6, sheet 7: the processing in the branch beginning with the Int\_Release\_Call input will occur only if the MSC supports CAMEL.

Sheet 7: the procedure CAMEL\_MT\_GMSC\_DISC1 is specific to CAMEL; it is specified in 3GPP TS 23.078 [12]. If the GMSC does not support CAMEL, processing continues from the "No" exit of the test "Result=CAMEL handling?".

Sheet 7: the procedure CAMEL\_MT\_GMSC\_DISC2 is specific to CAMEL; it is specified in 3GPP TS 23.078 [12]. If the GMSC does not support CAMEL, processing continues from the "Normal handling" exit of the test "Result?".

Sheet 7: after the GMSC has sent an IAM to the destination VMSC or the forwarded-to exchange (via the process MT\_CF\_MSC), it acts as a relay for messages received from the originating exchange and the destination VMSC or the process MT\_CF\_MSC. Any message other than Address Complete, Connect, Answer or Release causes no change of state in the process MT\_GMSC.

Sheet 8: the procedure CAMEL\_MT\_LEG2\_GMSC is specific to CAMEL phase 4 or later; it is specified in 3GPP TS 23.078 [12].

### 7.2.1.2 Procedure Obtain\_Routeing\_Address

Sheet 1: the procedure MOBILE\_NUMBER\_PORTABILITY\_IN\_TQoD is specific to Mobile Number Portability; it is specified in 3GPP TS 23.066 [10].

Sheet 1: the procedure CCBS\_MT\_GMSC\_Check\_CCBS\_Call is specific to CCBS; it is specified in 3GPP TS 23.093 [23].

Sheet 1: the procedure CLI\_MT\_GMSC is specific to Enhanced CLI Handling. It is specified in 3GPP TS 23.081 [14].

Sheet 1: for SCUDIF calls, the message Send Routeing Info shall include the ISDN BC of both the preferred and the less preferred service, as specified in 3GPP TS 23.172 [38].

Sheet 2: the procedure SCUDIF\_Negative\_SRI\_Response\_Handling is specific to SCUDIF; it is specified in 3GPP TS 23.172 [38]. If the GMSC does not support SCUDIF, processing continues from the "Fail" exit of the test "Result".

Sheet 2: the procedure OR\_Handle\_SRI\_Negative\_Response is specific to Support of Optimal Routeing. It is specified in 3GPP TS 23.079 [13]. If the GMSC does not support Optimal Routeing, processing continues from the "No" exit of the test "Result=Pass?".

Sheet 2: the test "Error=Unknown subscriber" refers to the negative response value received from the HLR.

Sheet 2: the procedure MOBILE\_NUMBER\_PORTABILITY\_IN\_QoHR is specific to Mobile Number Portability; it is specified in 3GPP TS 23.066 [10].

Sheet 3: the procedure SCUDIF\_Check\_Service\_Availability is specific to SCUDIF; it is specified in 3GPP TS 23.172 [38]. If the GMSC does not support SCUDIF, processing continues from the "continue" exit of the test "Result?".

Sheet 3: the procedure CAMEL\_MT\_GMSC\_INIT is specific to CAMEL; it is specified in 3GPP TS 23.078 [12].

Sheet 3: the procedure SCUDIF\_Check\_Service\_Compatibility is specific to SCUDIF; it is specified in 3GPP TS 23.172 [38].

Sheet 4: the procedure SCUDIF\_Check\_Service\_Compatibility is specific to SCUDIF; it is specified in 3GPP TS 23.172 [38].

Sheet 4: the procedure CCBS\_MT\_GMSC\_Check\_CCBS\_Indicators is specific to CCBS; it is specified in 3GPP TS 23.093 [23].

Sheet 4: the task "Store Forwarding Interrogation Required indicator" is executed only if the GMSC supports Optimal Routeing.

Sheet 4: The test "MSRN contains a Routeing Number" is executed only if the SRF solution for call related MNP is used. If the SRF solution for call related MNP is not used, processing continues from the "No" exit of the test "MSRN contains a Routeing Number".

Sheet 4: the procedure MNP\_MT\_GMSC\_Check\_MNP\_Indicators is specific to Mobile Number Portability; it is specified in 3GPP TS 23.066 [10].

Sheet 5: the procedure CAMEL\_MT\_GMSC\_Notify\_CF is specific to CAMEL phase 2 or later; it is specified in 3GPP TS 23.078 [12]. If the GMSC does not support CAMEL phase 2 or later, processing continues from the "Continue" exit of the test "Result".

Sheet 5: the procedure SCUDIF\_Check\_Service\_Compatibility is specific to SCUDIF; it is specified in 3GPP TS 23.172 [38].

Sheet 6: the task "BOR:=OR" is executed only if the GMSC supports Optimal Routeing of mobile-to-mobile calls.

Sheet 6: the procedures CCBS\_MT\_GMSC\_Remove\_Indicators\_Store\_FWT is specific to CCBS; it is specified in 3GPP TS 23.093 [23].

Sheet 6: the procedure Route\_Permitted is specific to Support of Optimal Routeing. It is specified in 3GPP TS 23.079 [13]. If the GMSC does not support Optimal Routeing, processing continues from the "True" exit of the test "Route permitted".

Sheet 6: the procedure CAMEL\_MT\_MSC\_DISC3 is specific to CAMEL phase 1; it is specified in 3GPP TS 23.078 [12].

Sheet 6: the procedure CAMEL\_MT\_GMSC\_DISC4 is specific to CAMEL Phase 2 or later; it is specified in 3GPP TS 23.078 [12].

Sheet 6: the task "OR:= True" is executed only if the GMSC supports Optimal Routeing of mobile-to-mobile calls.

### 7.2.1.3 Procedure Send\_ACM\_If\_Required

If no useful information would be carried in the Call Progress message, it is not sent.

### 7.2.1.4 Procedure Send\_Answer\_If\_Required

If no useful information would be carried in the Call Progress message, it is not sent.

### 7.2.1.5 Procedure Send\_Network\_Connect\_If\_Required

If no useful information would be carried in the Call Progress message, it is not sent.

### 7.2.1.6 Procedure Handle\_COLP\_Forwarding\_Interaction\_MSC

The originating exchange or the destination exchange may release the call while a response is awaited from the process COLP\_MAF039. The message is saved for processing after return from the procedure.

### 7.2.1.7 Procedure Activate\_CF\_Process

The processing in the branch beginning with the Int\_Release\_Call input will occur only if the MSC supports CAMEL.

### 7.2.1.8 Process MT\_CF\_MSC

Sheet 1: the procedure CAMEL\_CF\_MSC\_INIT is specific to CAMEL; it is specified in 3GPP TS 23.078 [12]. If the MSC does not support CAMEL, processing continues from the "Yes" exit of the test "Result=Pass?".

Sheet 1, sheet 4: the procedure CAMEL\_CF\_Dialled\_Services is specific to CAMEL phase 3 or later; it is specified in 3GPP TS 23.078 [12]. If the MSC does not support CAMEL phase 3 or later, processing continues from the "Pass" exit of the test "Result?".

Sheet 1, sheet 3, sheet 4: the procedure CAMEL\_OCH\_MSC1 is specific to CAMEL phase 2 or later; it is specified in 3GPP TS 23.078 [12]. If the MSC does not support CAMEL phase 2 or later, processing continues from the "Yes" exit of the test "Result=Reconnect?".

Sheet 1: the procedure MOBILE\_NUMBER\_PORTABILITY\_IN\_OQoD is specific to Mobile Number Portability; it is specified in 3GPP TS 23.066 [10].

Sheet 1: the procedure CAMEL\_Store\_Destination\_Address is specific to CAMEL phase 3 or later; it is specified in 3GPP TS 23.078 [12].

Sheet 1, sheet 3: the procedure CAMEL\_OCH\_MSC\_DISC3 is specific to CAMEL phase 1; it is specified in 3GPP TS 23.078 [12].

Sheet 1, sheet 3: the procedure CAMEL\_OCH\_MSC\_DISC4 is specific to CAMEL Phase 2 or later; it is specified in 3GPP TS 23.078 [12].

Sheet 1, sheet 6: the procedure CAMEL\_MT\_CF\_LEG1\_MSC is specific to CAMEL phase 4 or later; it is specified in 3GPP TS 23.078 [12].

Sheet 2: the procedures CAMEL\_Start\_TNRy and CAMEL\_Stop\_TNRy are specific to CAMEL phase 2 or later; they are specified in 3GPP TS 23.078 [12].

Sheet 2: the procedure CAMEL\_CF\_MSC\_ANSWER is specific to CAMEL; it is specified in 3GPP TS 23.078 [12]. If the MSC does not support CAMEL, processing continues from the "Pass" exit of the test "Result?".

Sheet 2: the procedure UUS\_MSC\_Clear\_UUS is specific to UUS; it is specified in 3GPP TS 23.087 [20].

Sheet 2: the procedure CAMEL\_CF\_MSC\_ALERTING is specific to CAMEL phase 4 or later; it is specified in 3GPP TS 23.078 [12]. If the GMSC does not support CAMEL phase 4 or later, processing continues from the "Pass" exit of the test "Result?".

Sheet 3: the procedure CAMEL\_Stop\_TNRy is specific to CAMEL phase 2 or later; it is specified in 3GPP TS 23.078 [12].

Sheet 3: the processing in the branch beginning with the Int\_O\_Release input will occur only if the MSC supports CAMEL.

Sheet 4: the input signal TNRy expired and all the subsequent processing are specific to CAMEL phase 2 or later, and will occur only if the GMSC supports CAMEL phase 2 or later. The procedure CAMEL\_OCH\_MSC2 is specified in 3GPP TS 23.078 [12].

Sheet 5: the procedure CAMEL\_OCH\_MSC\_DISC1 is specific to CAMEL; it is specified in 3GPP TS 23.078 [12]. If the MSC does not support CAMEL, processing continues from the "No" exit of the test "Result=CAMEL handling?".

Sheet 5: the procedure CAMEL\_OCH\_MSC\_DISC2 is specific to CAMEL; it is specified in 3GPP TS 23.078 [12]. If the MSC does not support CAMEL, processing continues from the "No" exit of the test "Result=Reconnect?".

Sheet 5: the processing in the branch beginning with the Int\_O\_Release input will occur only if the MSC supports CAMEL.

Sheet 5: after the process MT\_CF\_MSC has sent an IAM to the forwarded-to exchange, it acts as a relay for messages received from the parent process and the forwarded-to exchange. Any message other than Address Complete, Connect, Answer or Release causes no change of state in the process MT\_GMSC.

Sheet 6: the process CAMEL\_MT\_CF\_LEG2\_MSC is specific to CAMEL phase 4 or later; it is specified in 3GPP TS 23.078 [12].

7.2.1.9 Macro CUG\_Support\_Check\_GMSC

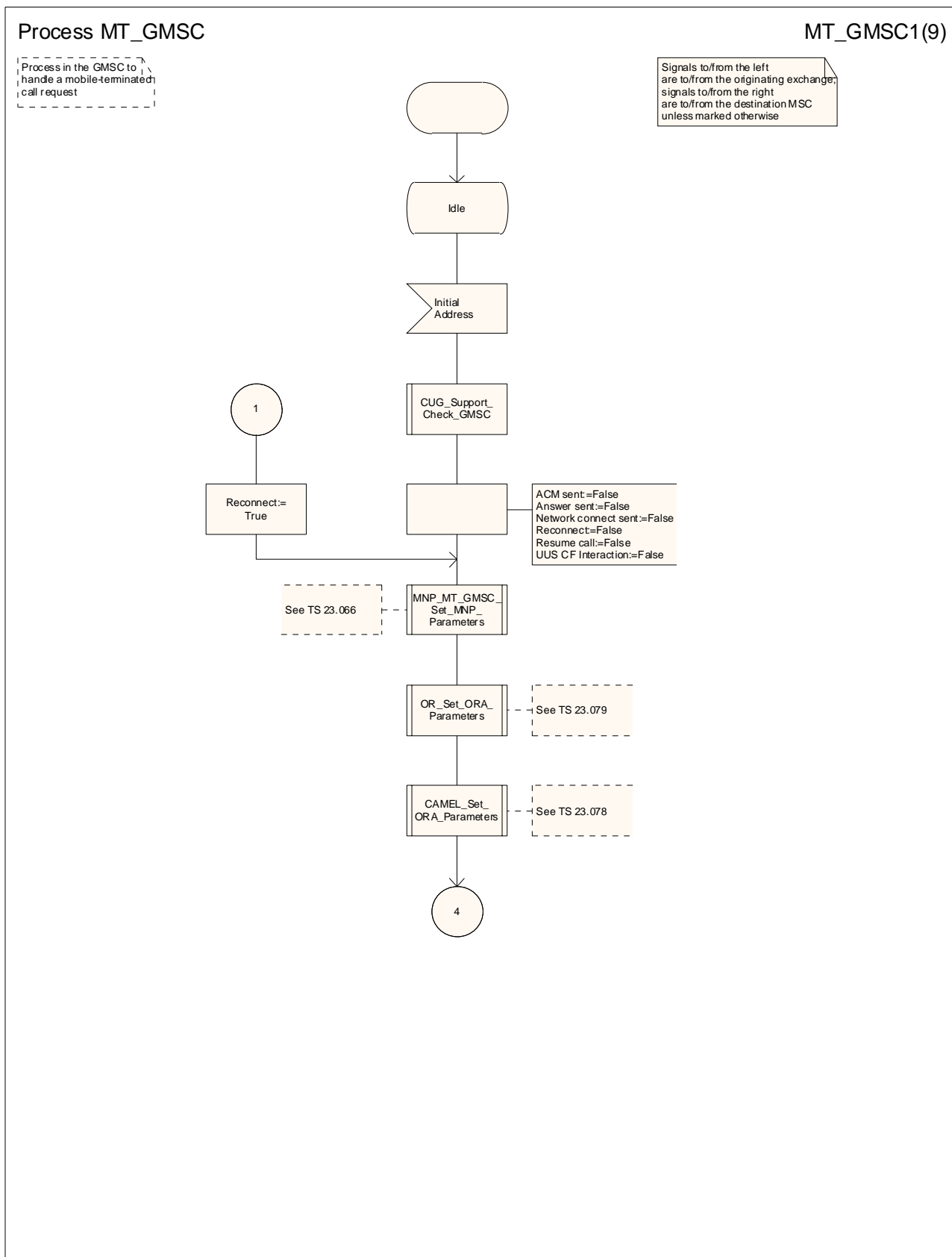


Figure 36a: Process MT\_GMSC (sheet 1)

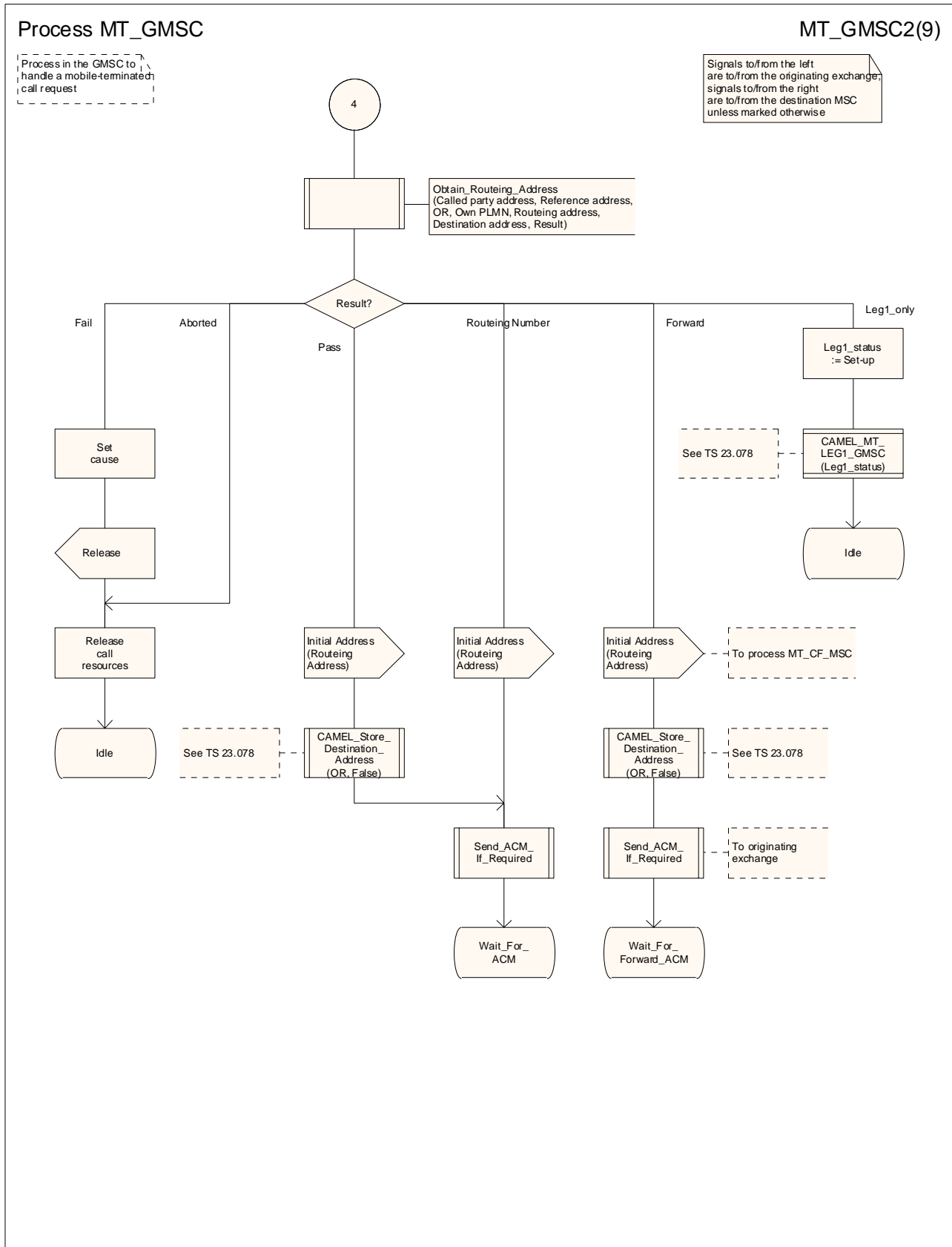


Figure 36b: Process MT\_GMSC (sheet 2)



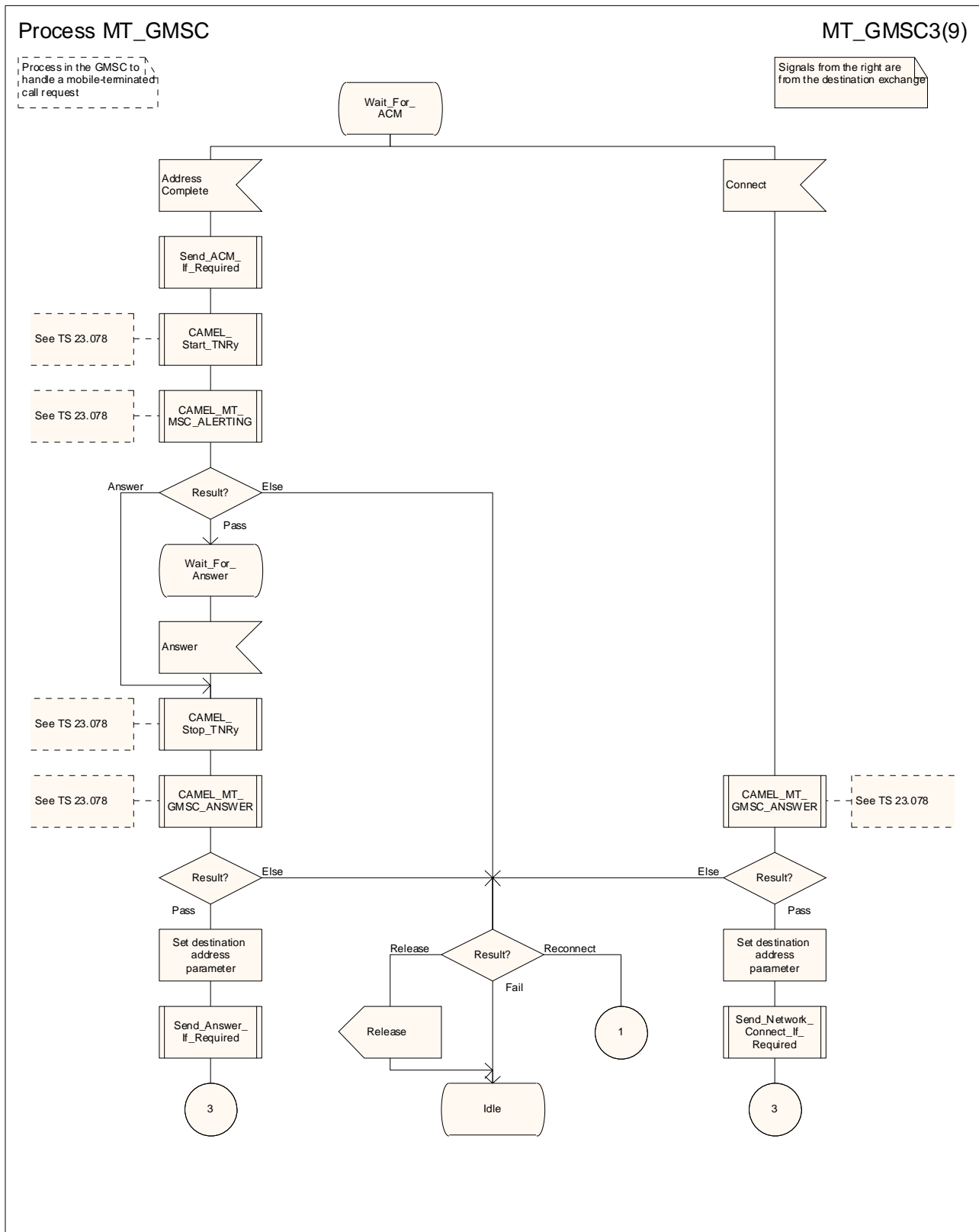


Figure 36c: Process MT\_GMSC (sheet 3)

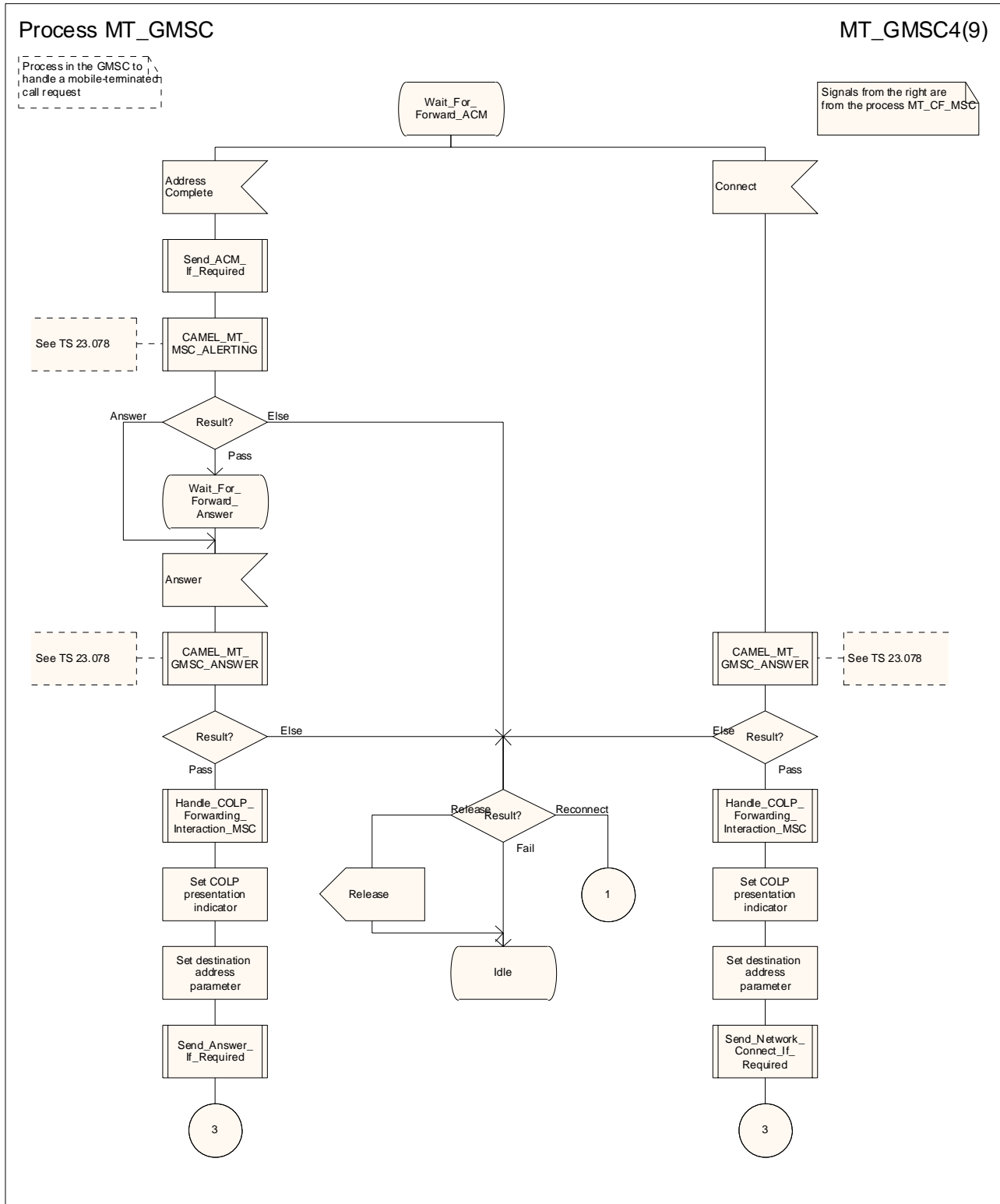


Figure 36d: Process MT\_GMSC (sheet 4)

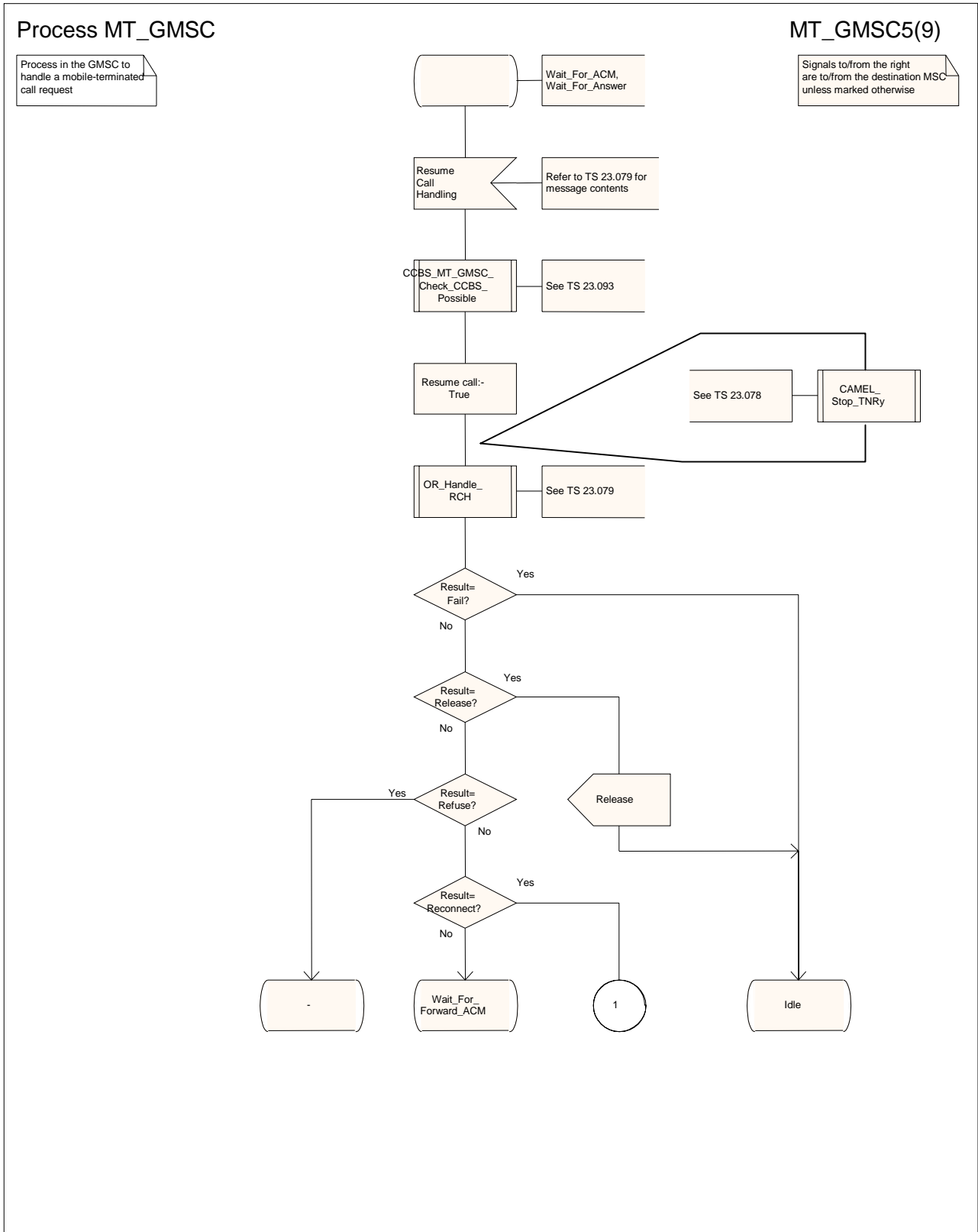


Figure 36e: Process MT\_GMSC (sheet 5)

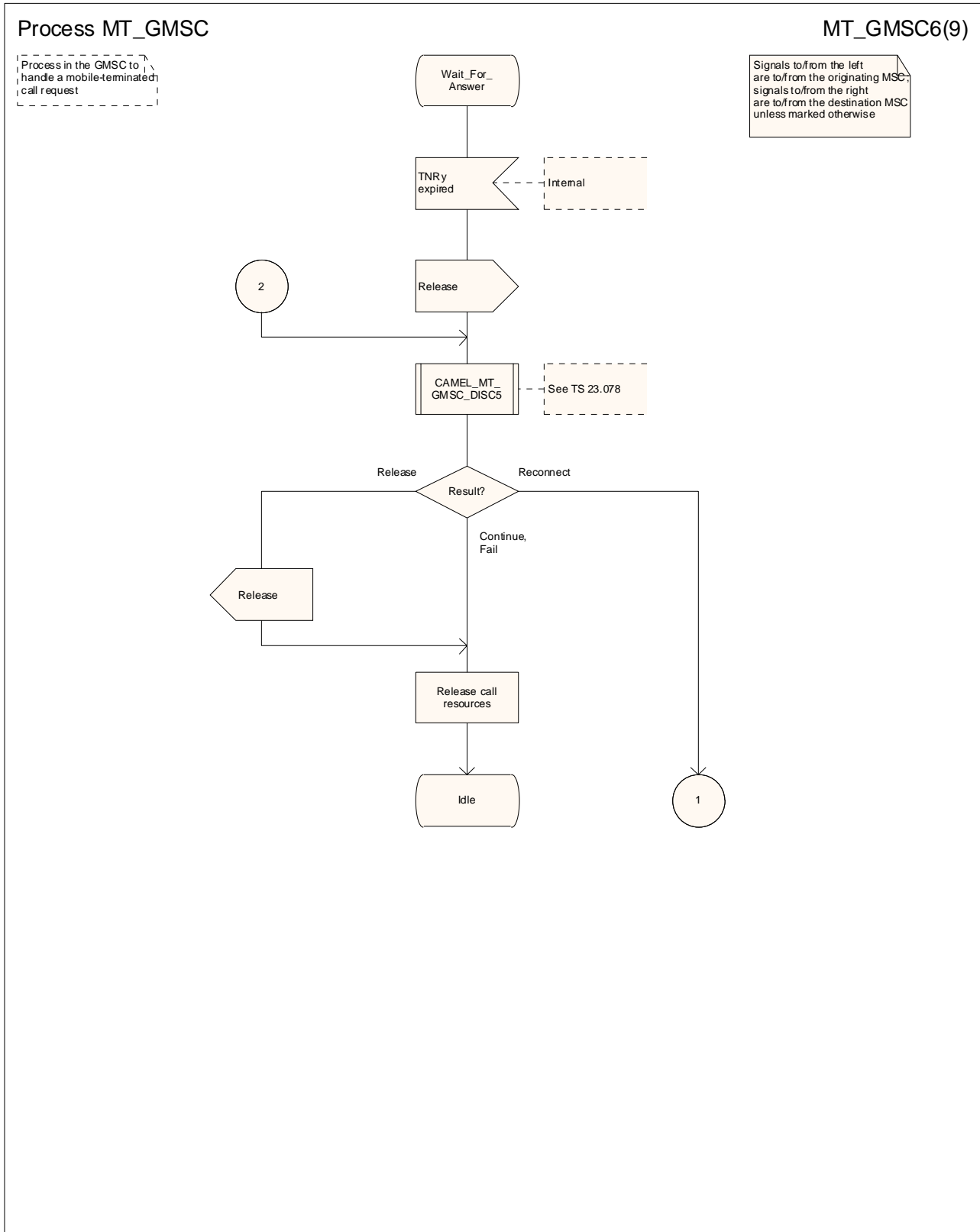


Figure 36f: Process MT\_GMSC (sheet 6)

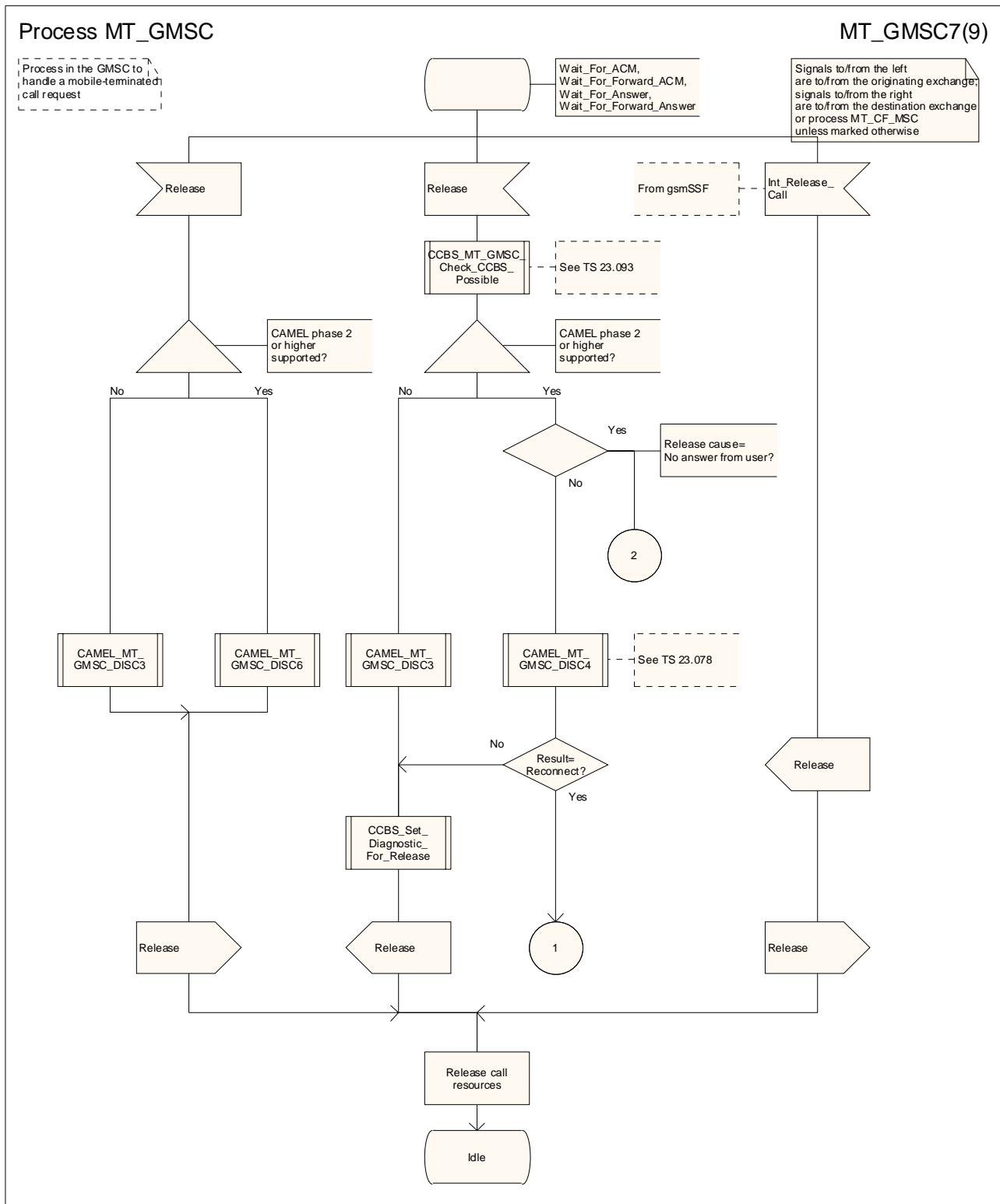


Figure 36g: Process MT\_GMSC (sheet 7)

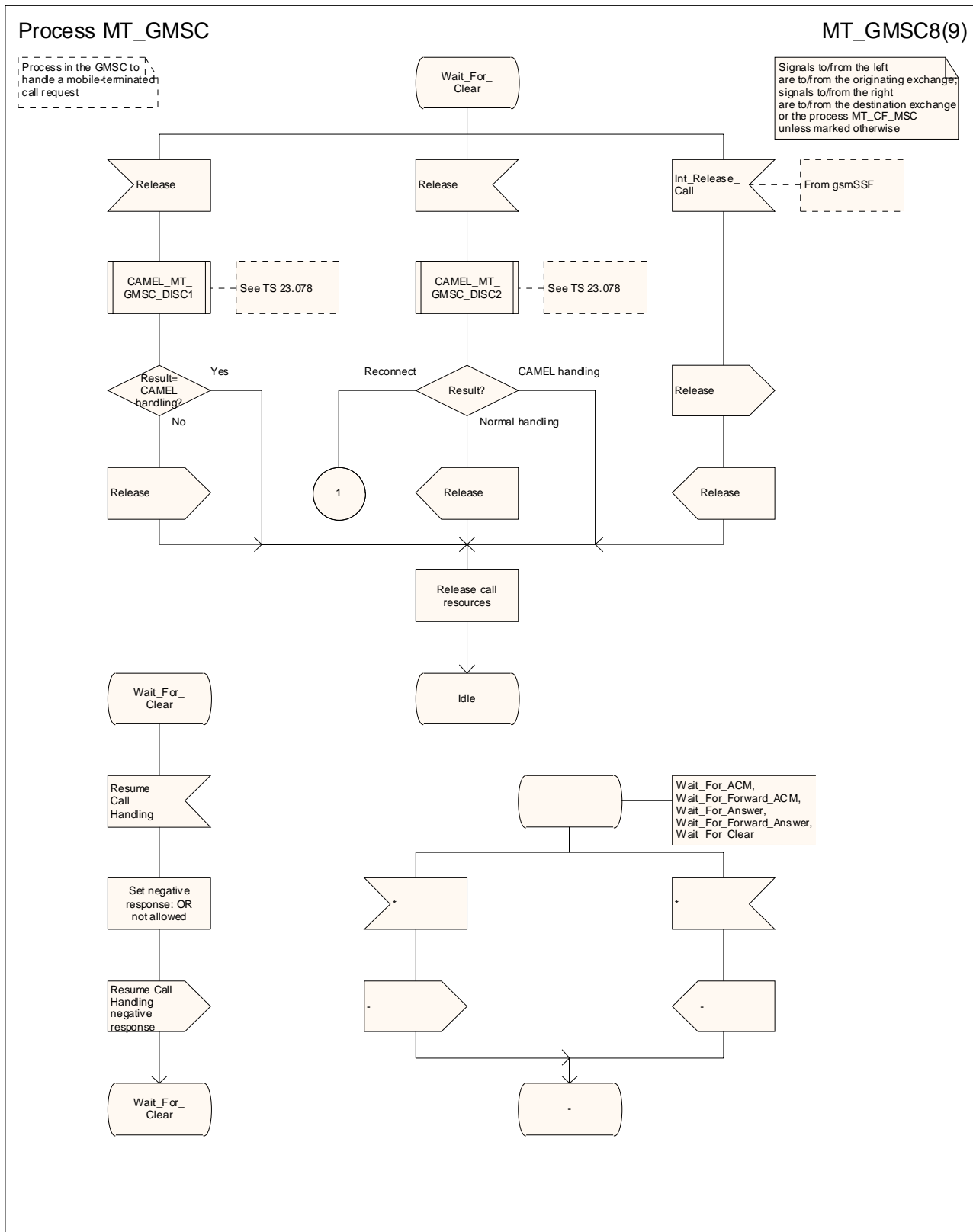


Figure 36h: Process MT\_GMSC (sheet 8)

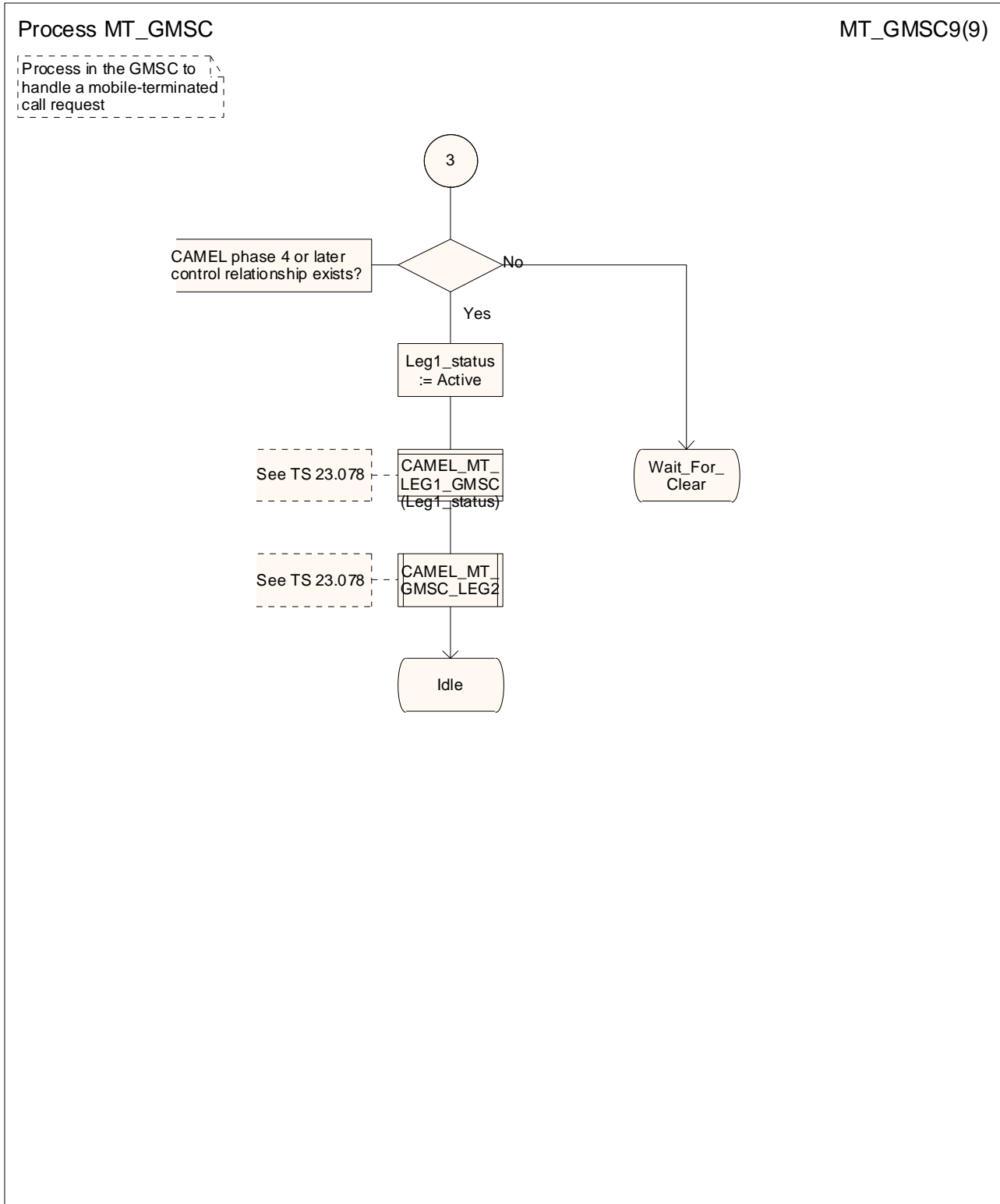


Figure 36i: Process MT\_GMSC (sheet 9)

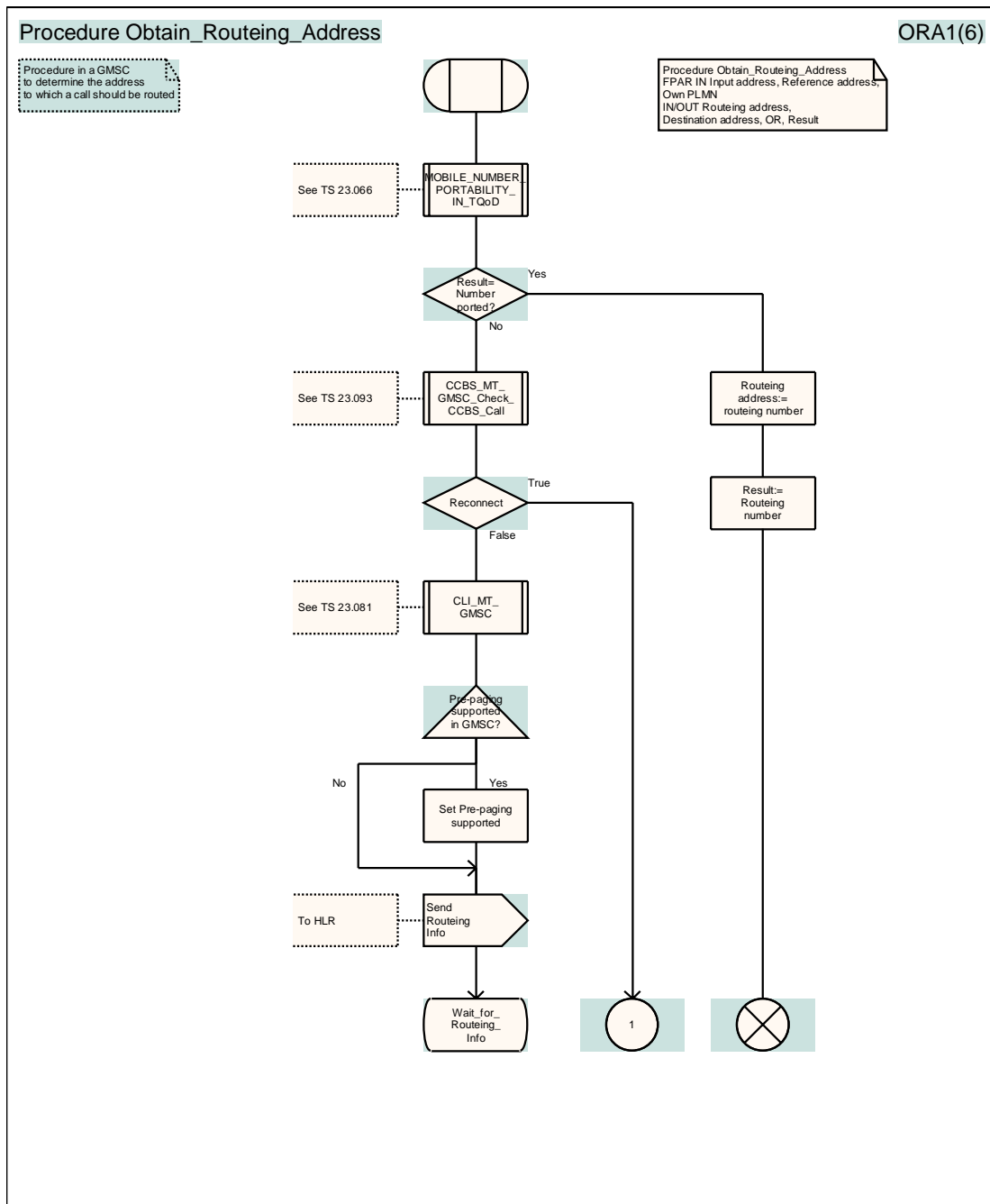


Figure 37a: Procedure Obtain\_Routeing\_Address (sheet 1)



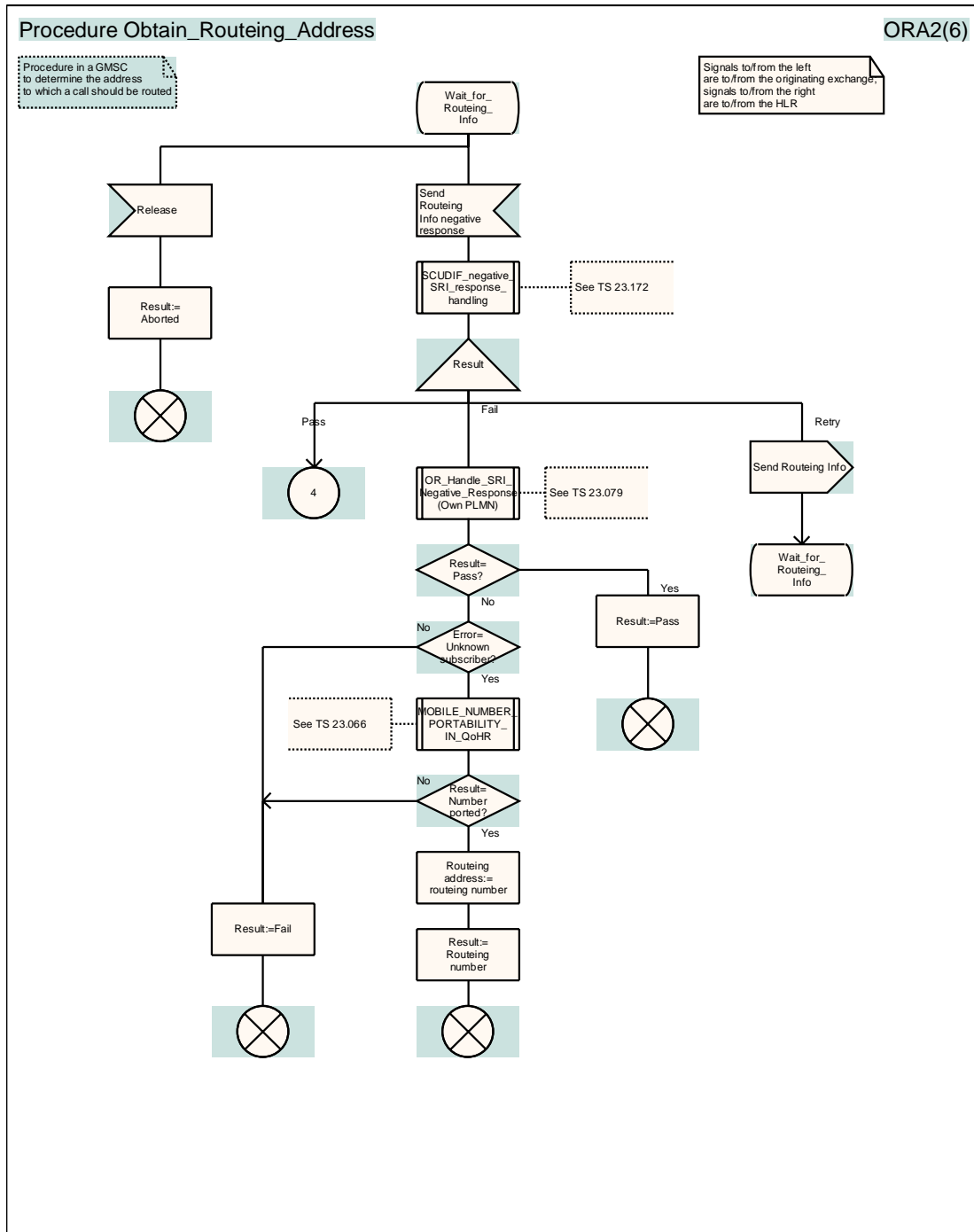


Figure 37b: Procedure Obtain\_Routeing\_Address (sheet 2)

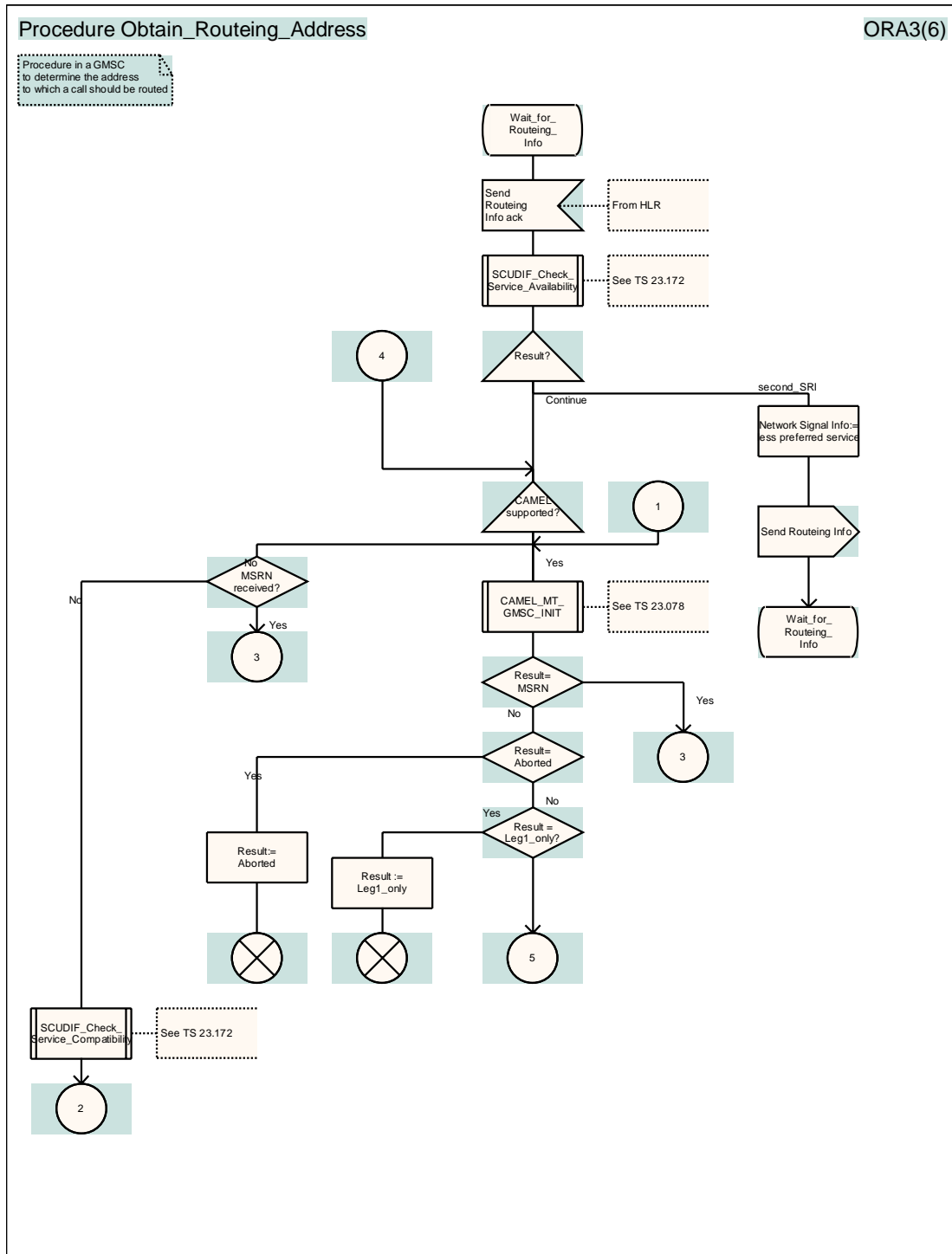


Figure 37c: Procedure Obtain\_Routing\_Address (sheet 3)

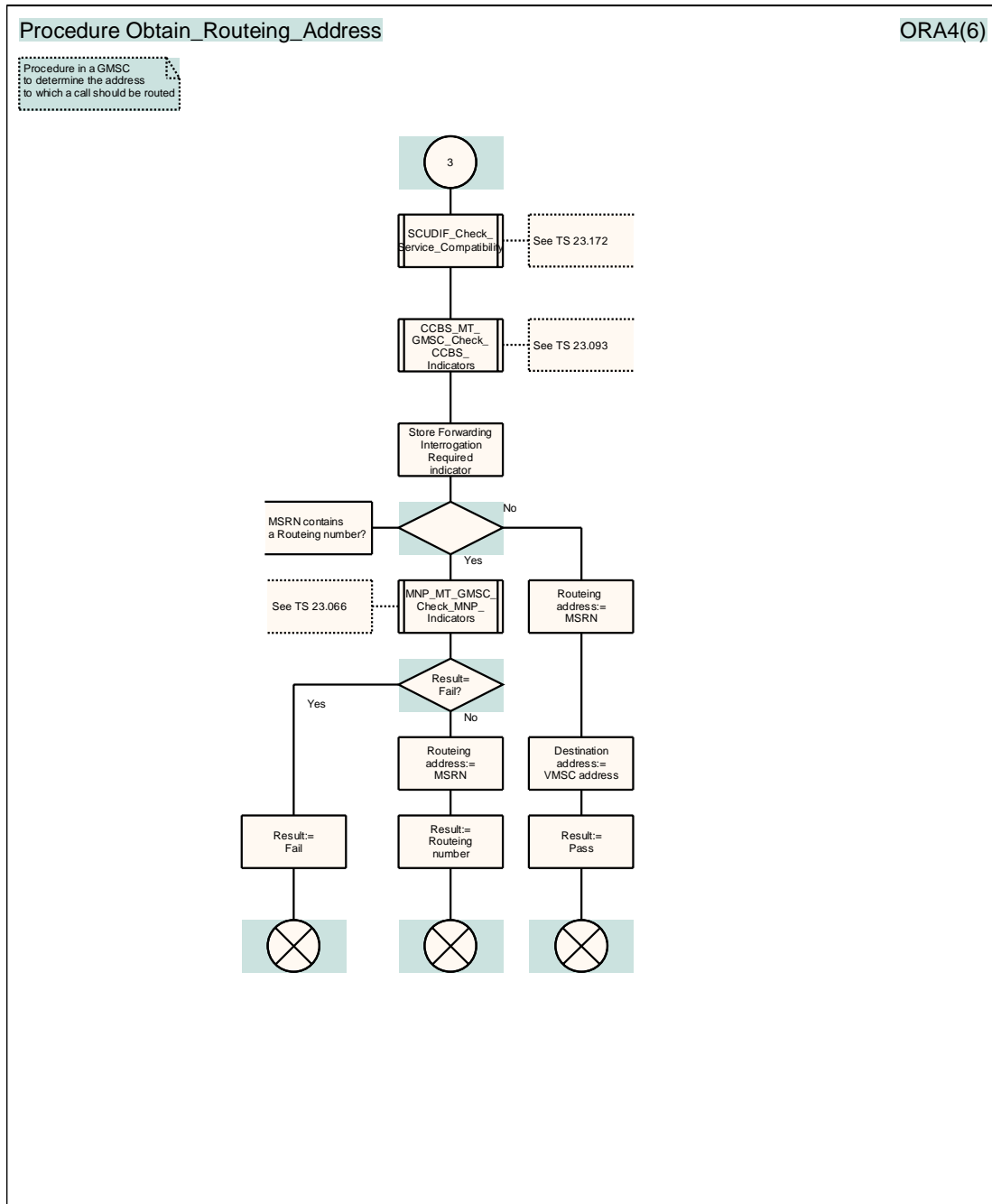


Figure 37d: Procedure Obtain\_Routeing\_Address (sheet 4)

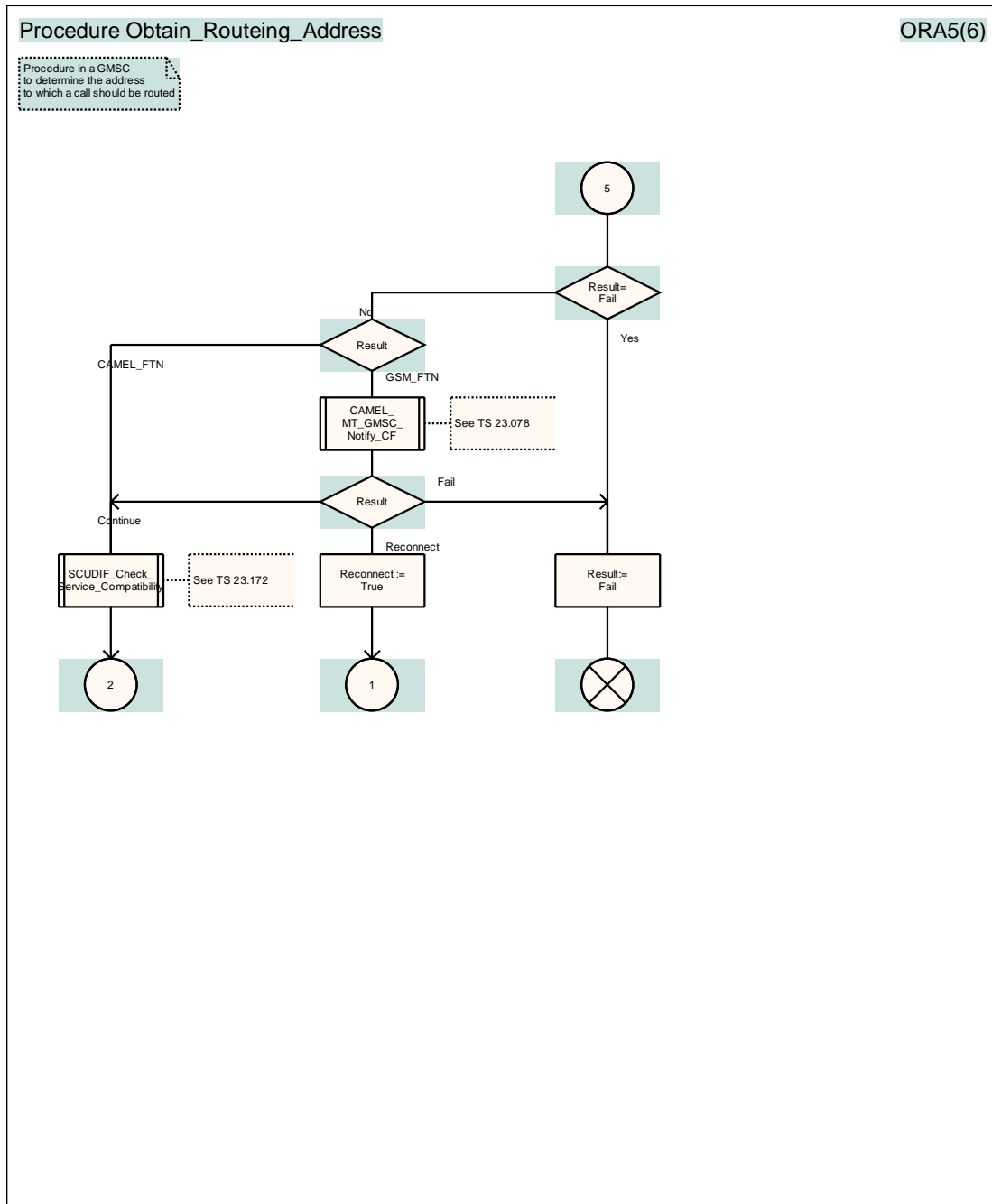


Figure 37e: Procedure Obtain\_Routeing\_Address (sheet 5)

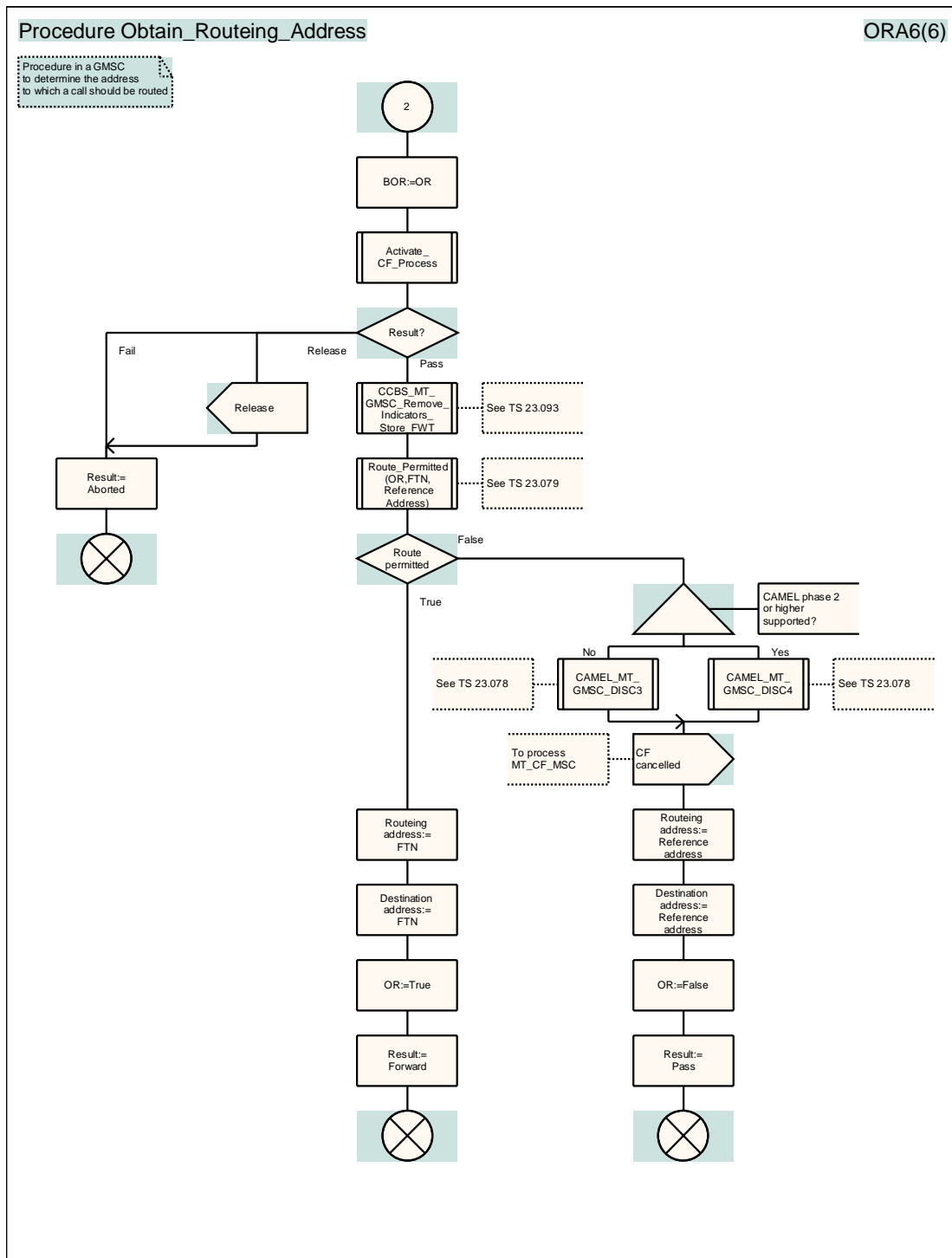


Figure 37f: Procedure Obtain\_Routeing\_Address (sheet 6)

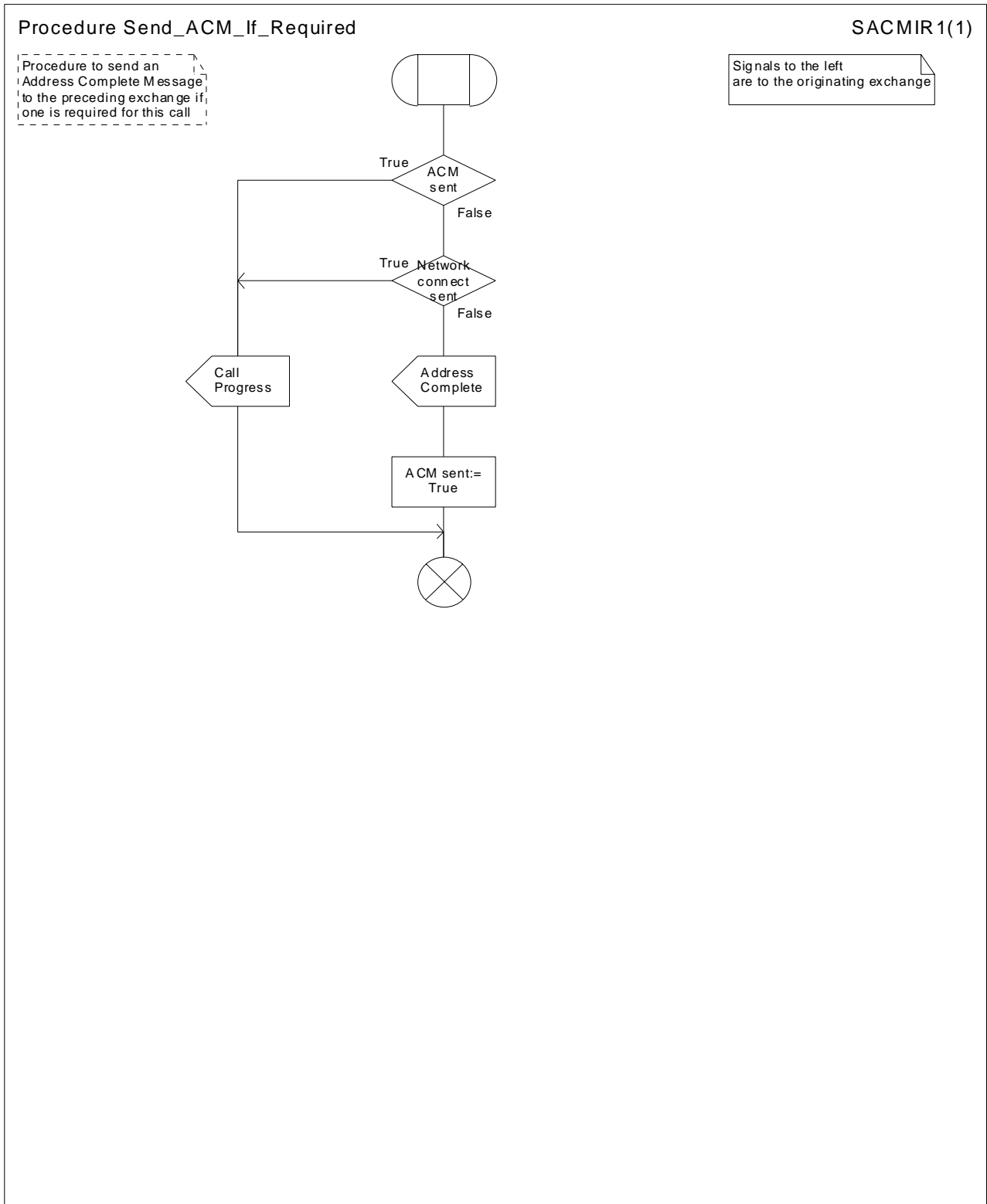


Figure 38: Procedure Send\_ACM\_If\_Required

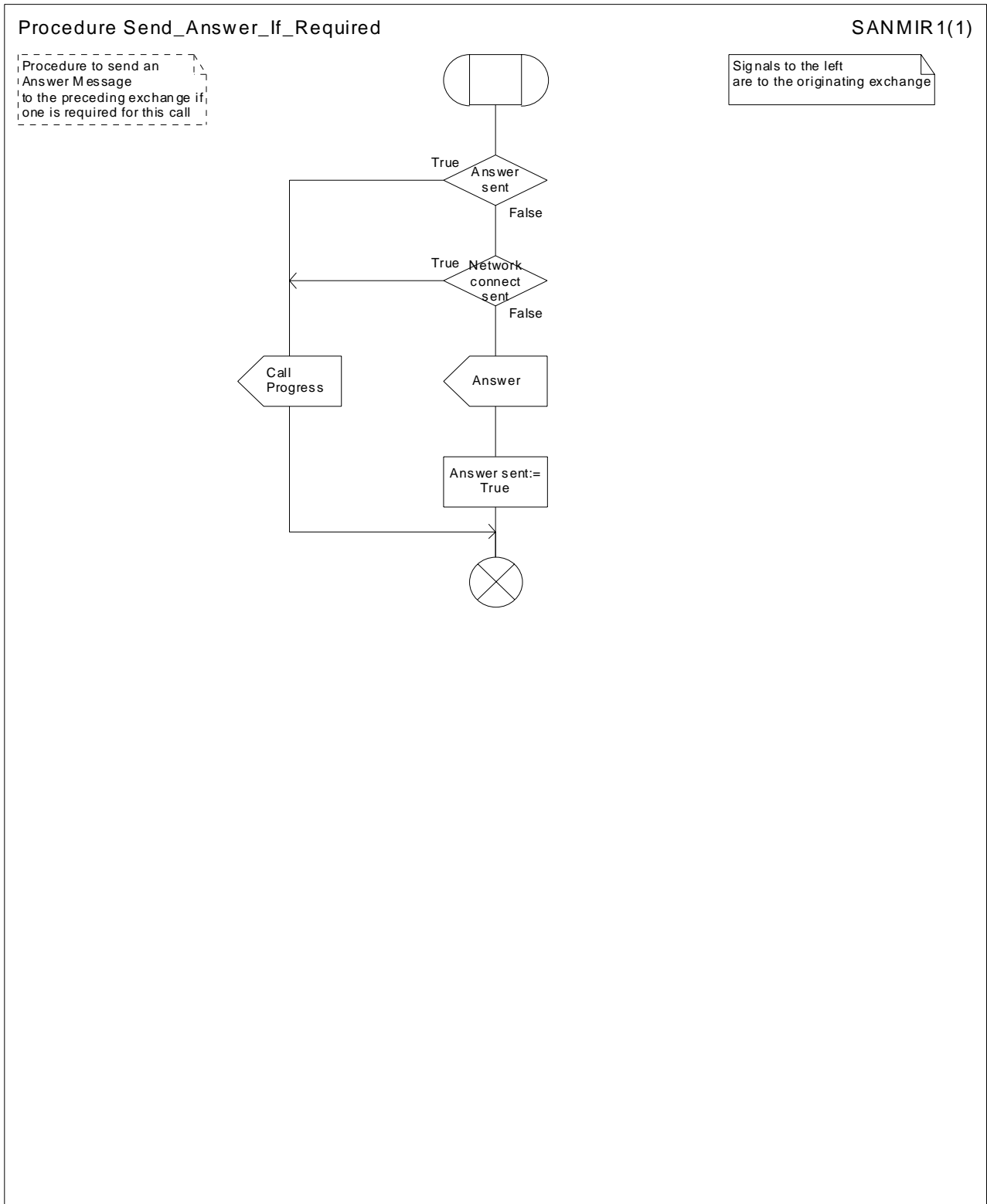
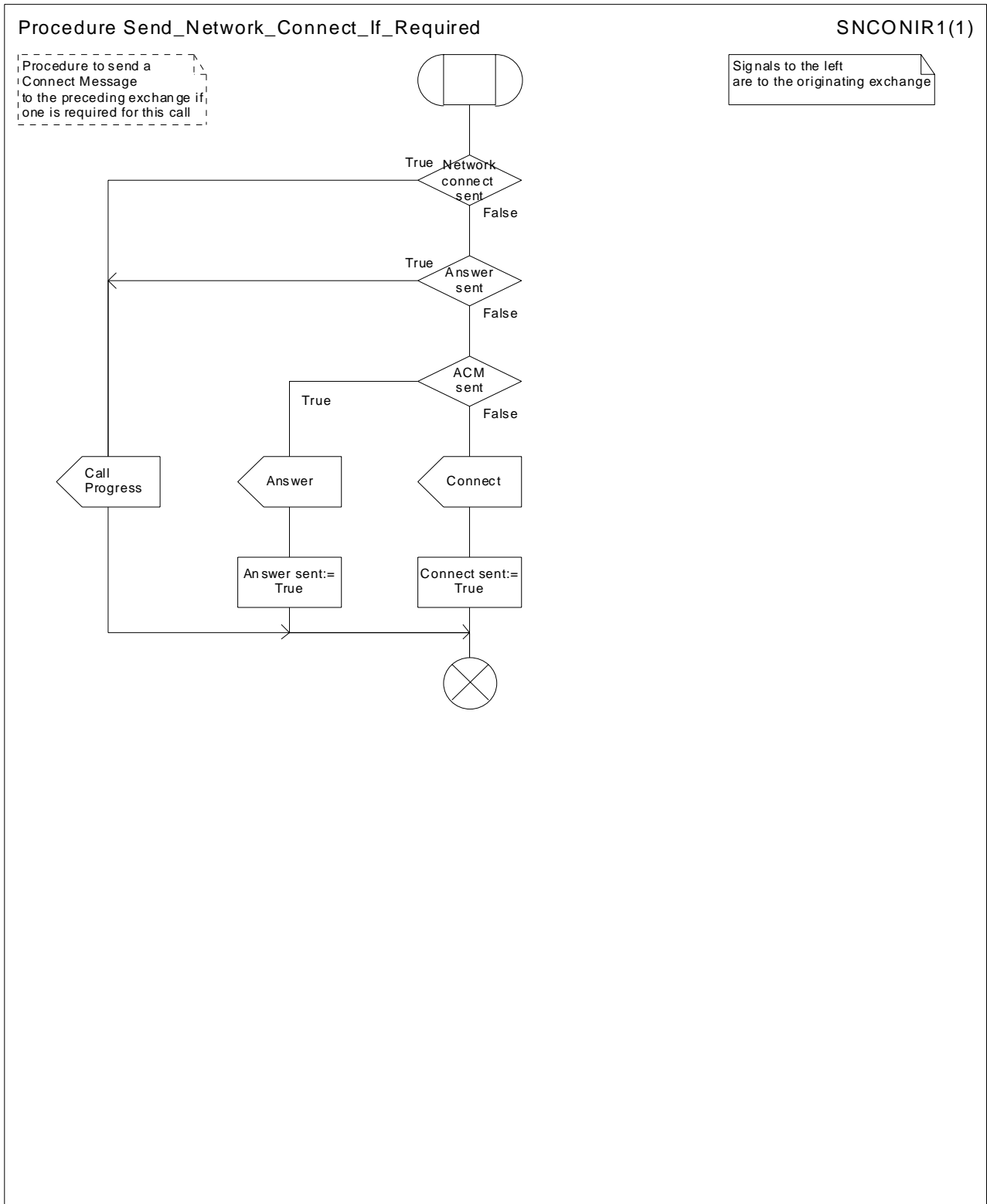


Figure 39: Procedure Send\_Answer\_If\_Required



**Figure 40: Procedure Send\_Network\_Connect\_If\_Required**



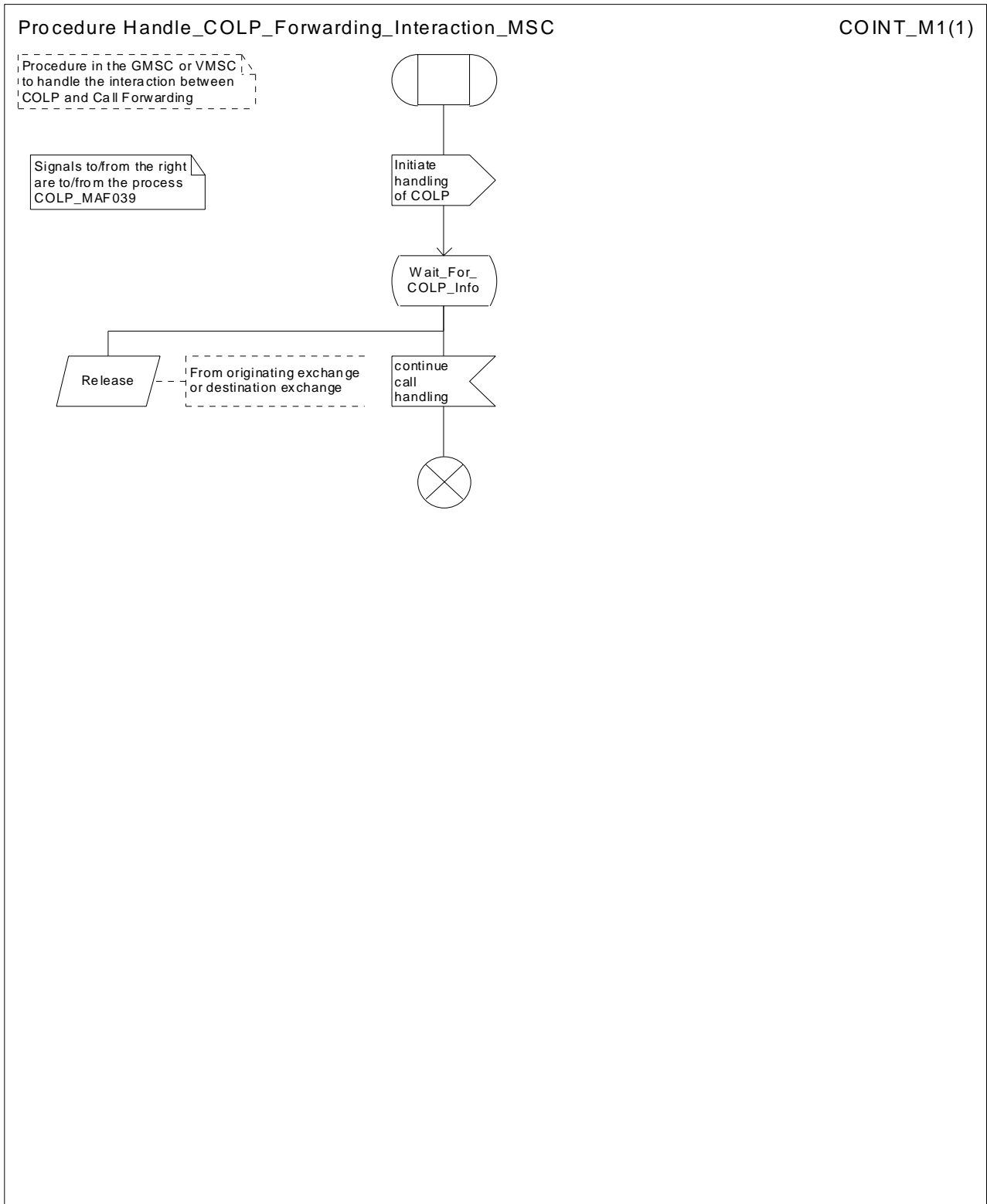


Figure 41: Procedure Handle\_COLP\_Forwarding\_Interaction\_MSC

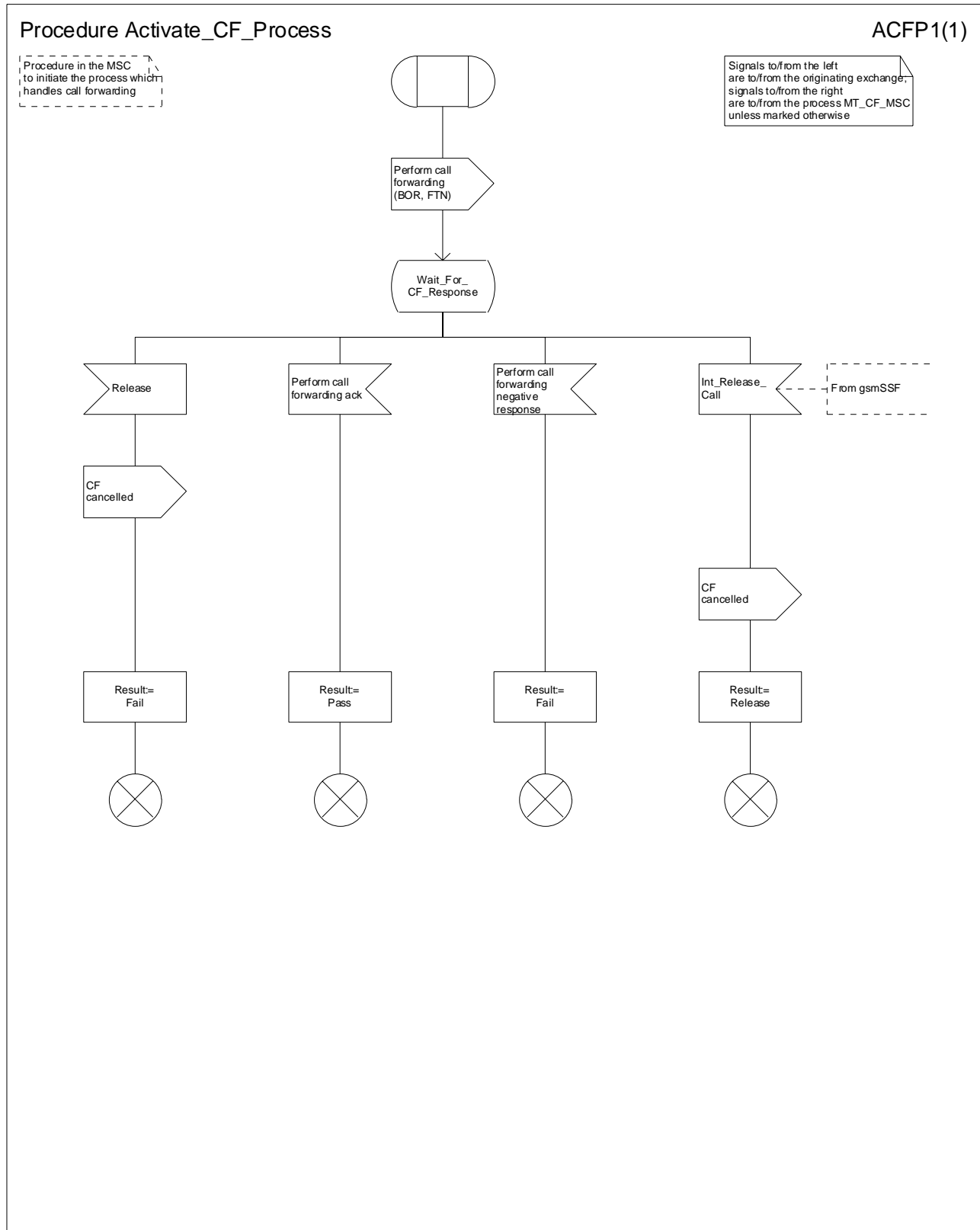


Figure 42: Procedure Activate\_CF\_Process

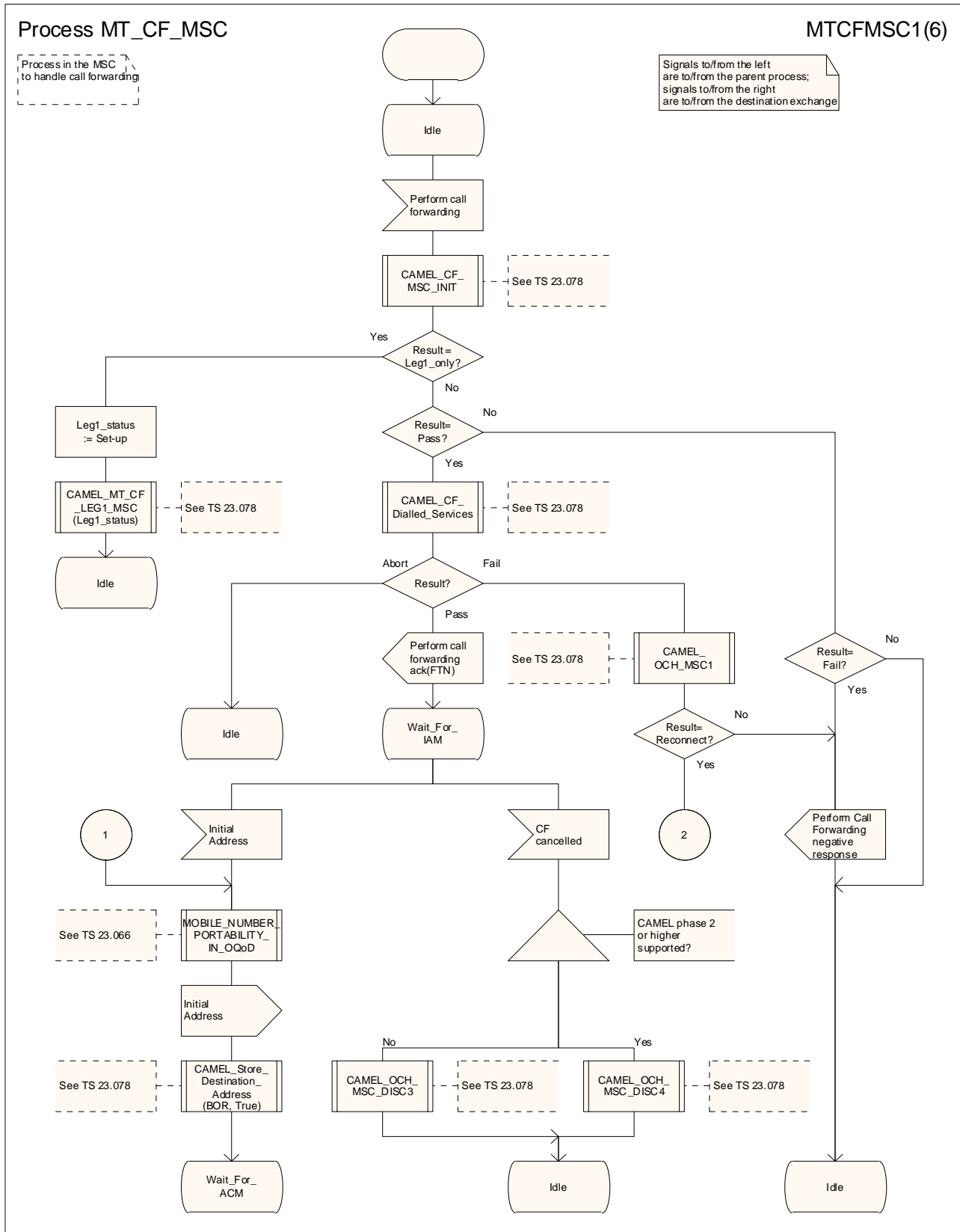


Figure 43a: Process MT\_CF\_MSC (sheet 1)

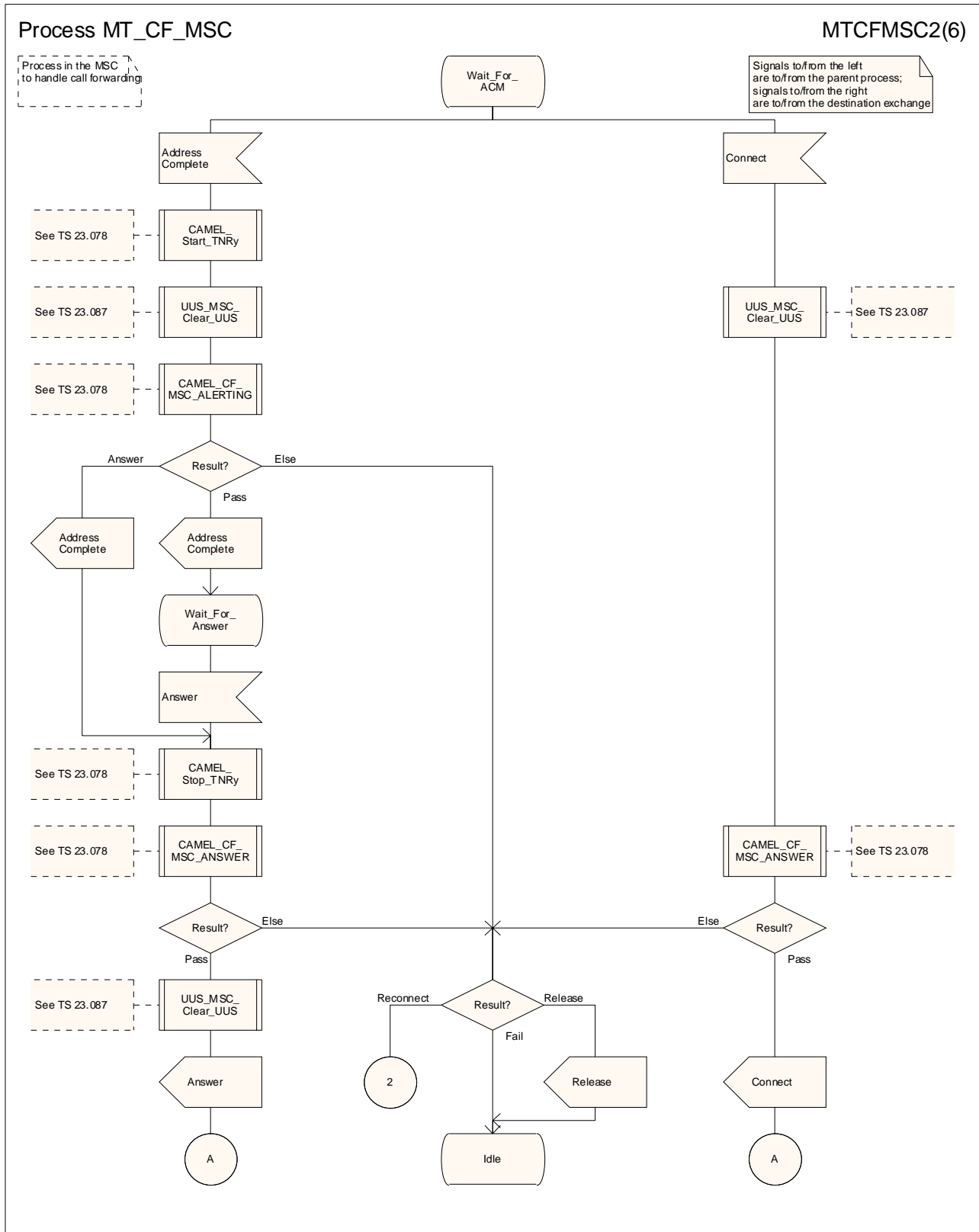


Figure 43b: Process MT\_CF\_MSC (sheet 2)

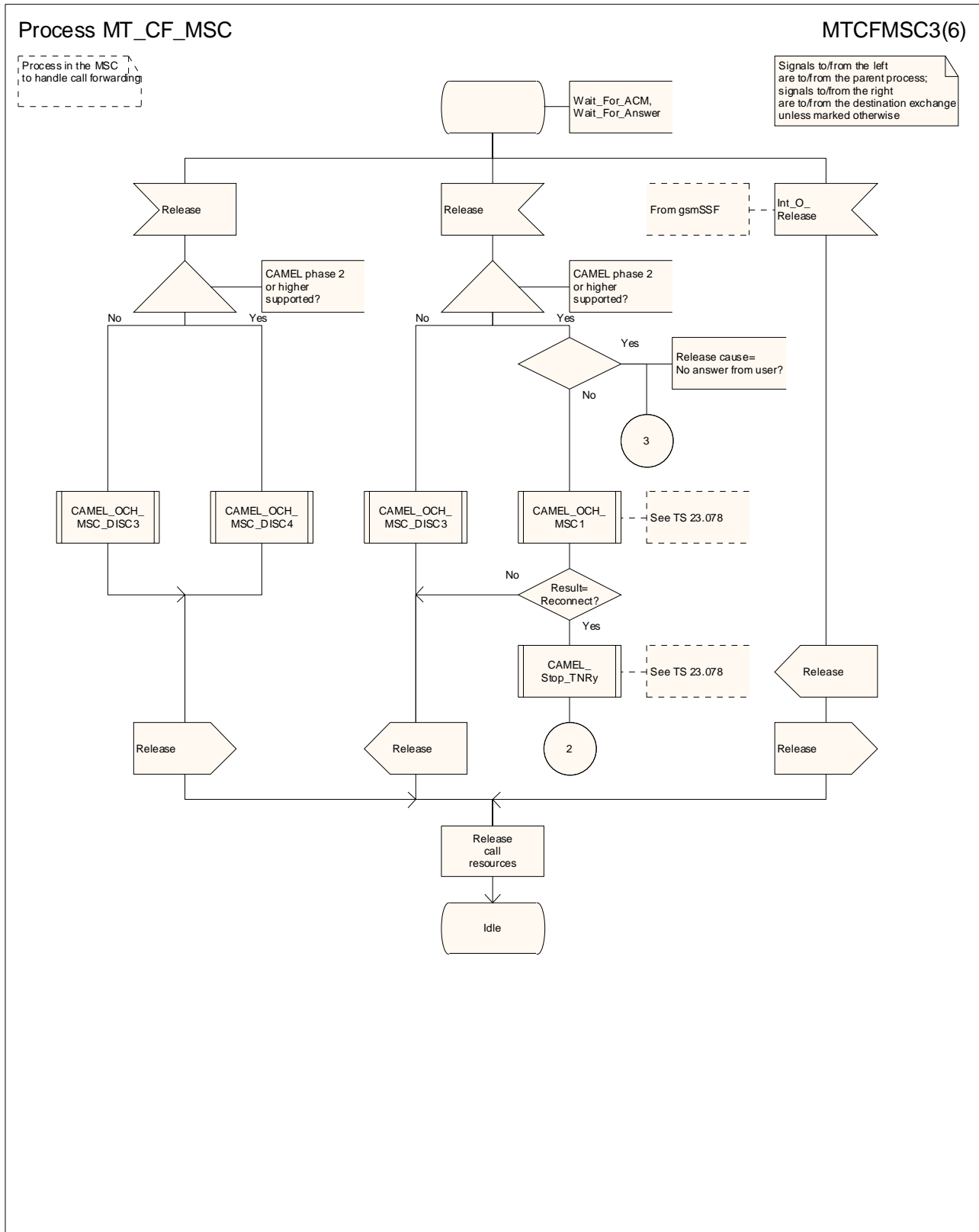


Figure 43c: Process MT\_CF\_MSC (sheet 3)

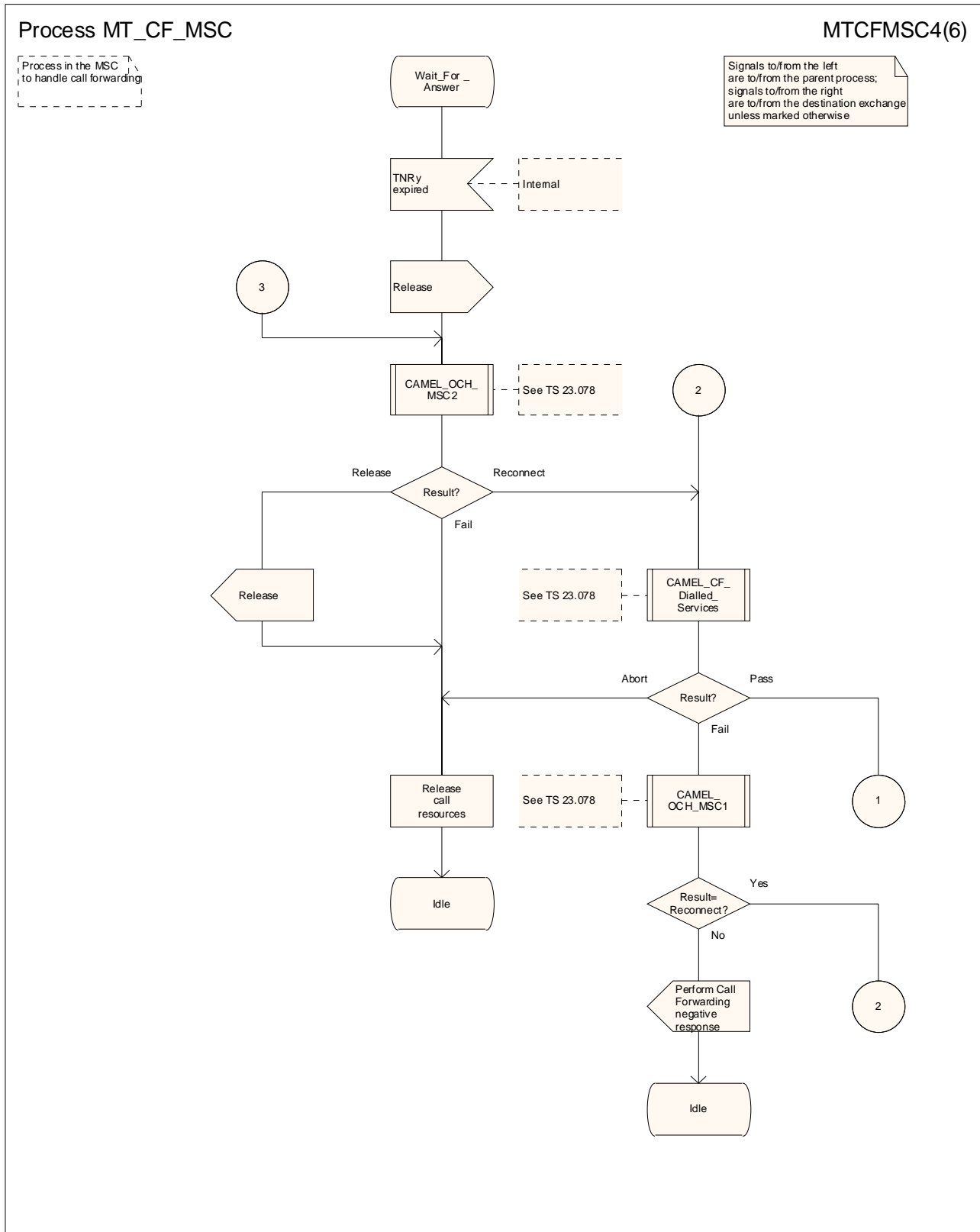


Figure 43d: Process MT\_CF\_MSC (sheet 4)

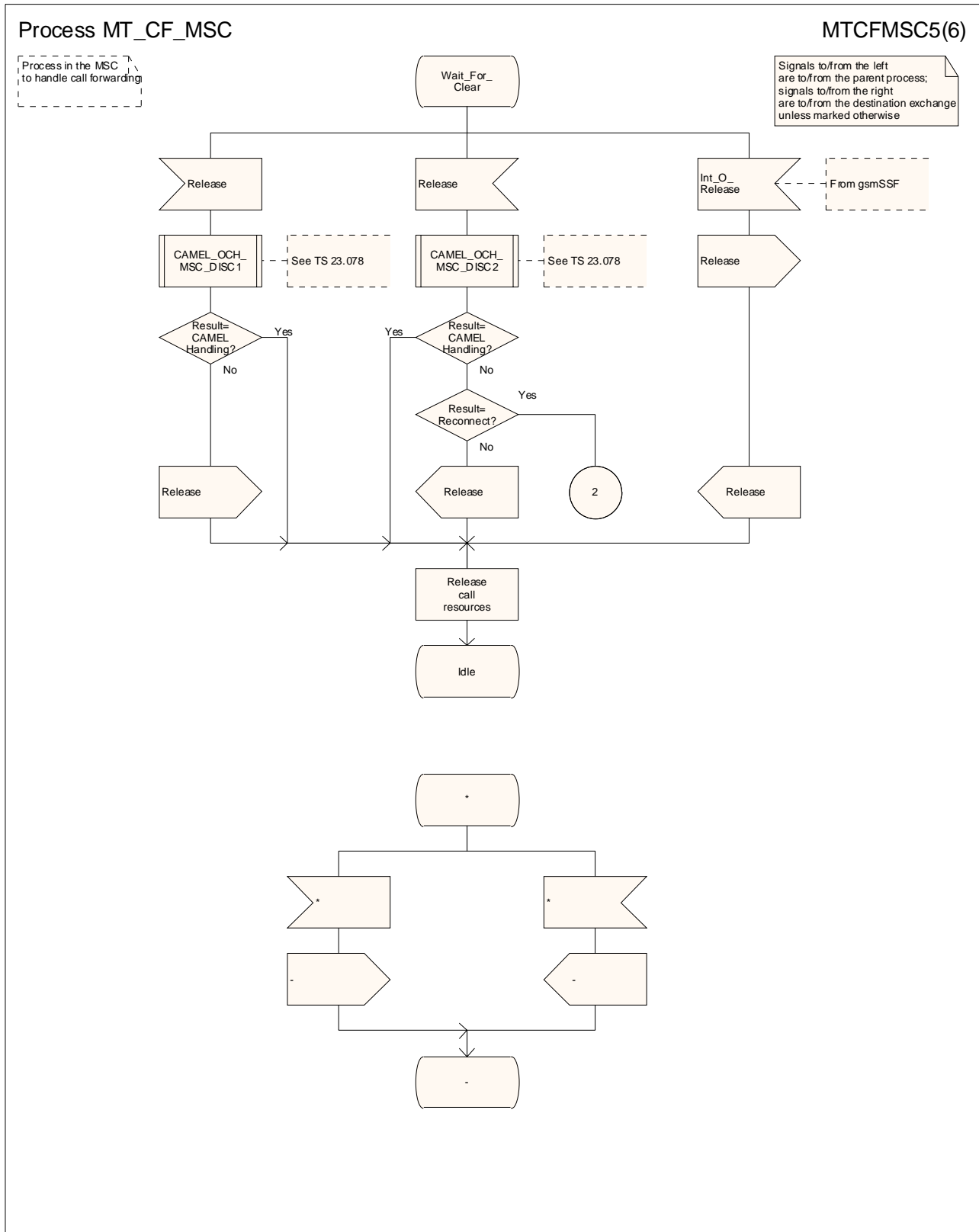


Figure 43e: Process MT\_CF\_MSC (sheet 5)

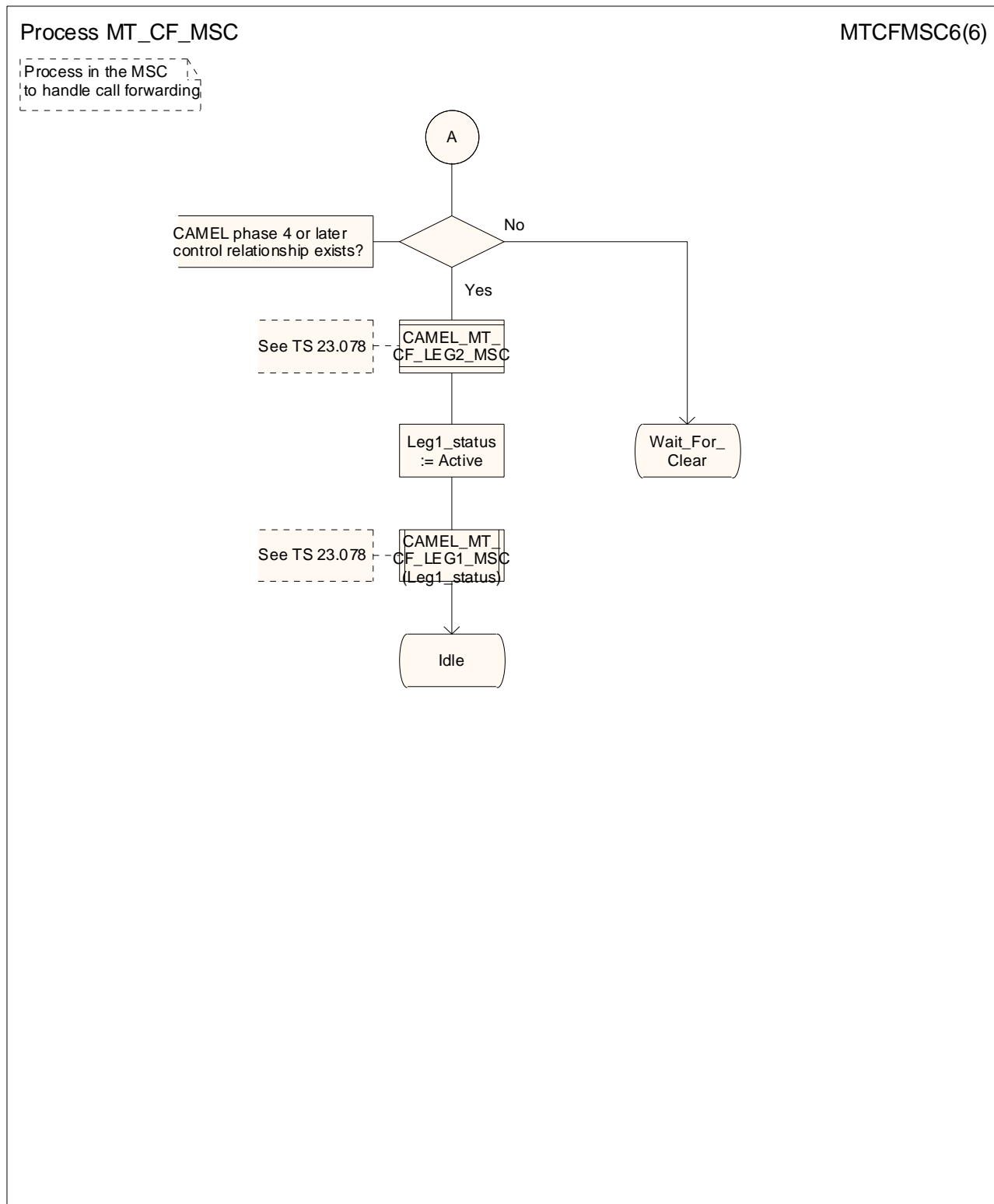


Figure 43f: Process MT\_CF\_MSC (sheet 6)



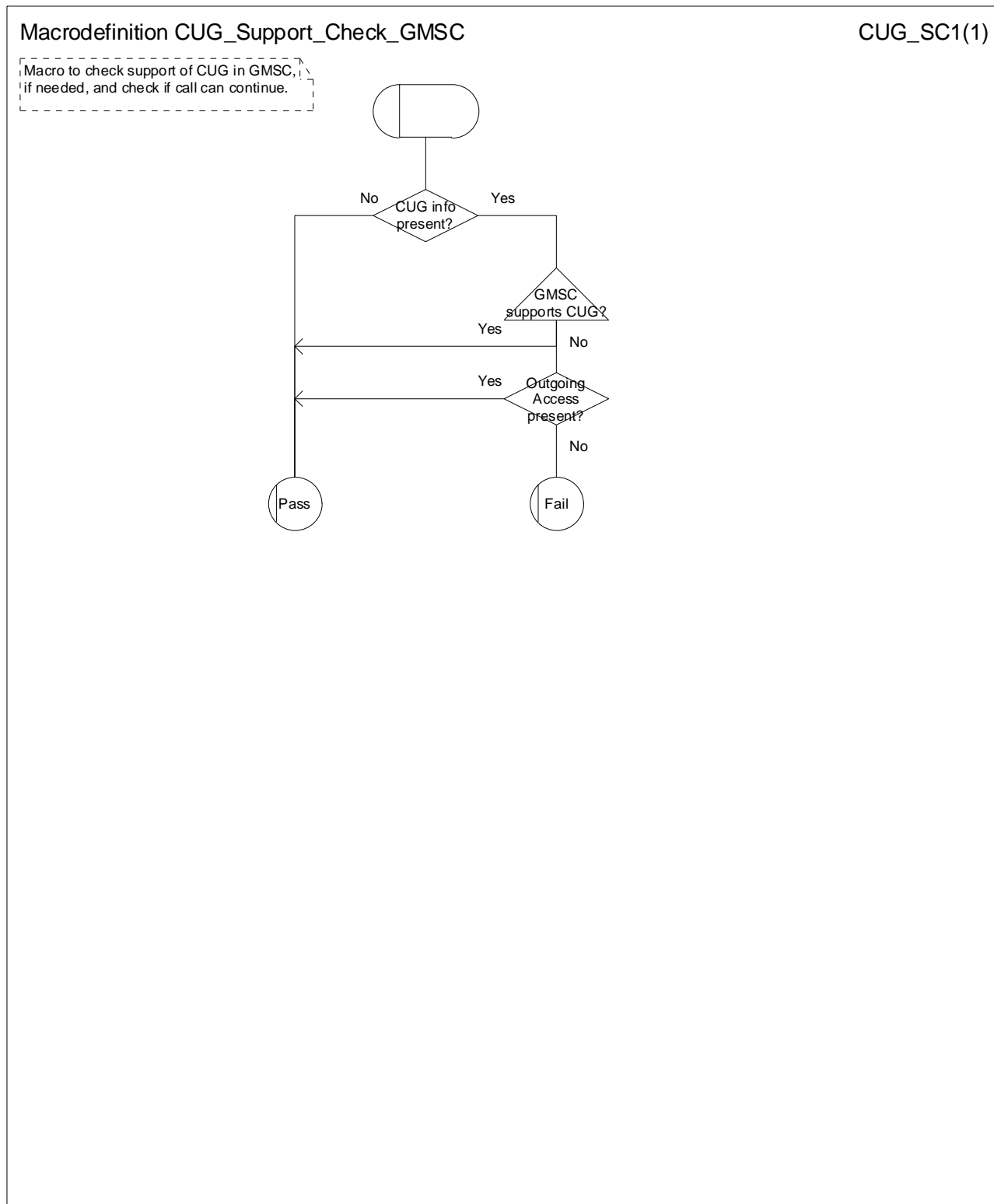


Figure 43bis: Macro CUG\_Support\_Check\_GMSC

## 7.2.2 Functional requirements of HLR

### 7.2.2.1 Process SRI\_HLR

Sheet 1: the procedures Check\_Parameters, Subscription\_Check\_HLR, SCUDIF\_Subscription\_Check\_HLR, Handle\_OR\_HLR\_CF and CAMEL\_HLR\_INIT can set the negative response parameter which is used by the process

SRI\_HLR to construct the Send Routeing Info negative response message. This negative response parameter is global data, accessible by the process SRI\_HLR.

Sheet 1: the procedure Handle\_OR\_HLR\_CF is specific to Support of Optimal Routeing; it is specified in 3GPP TS 23.079 [13]. If the HLR does not support Optimal Routeing, processing continues from the "No" exit of the test "Result=Forward?".

Sheet 1: the procedure SCUDIF\_Subscription\_Check\_HLR is specific to SCUDIF; it is specified in 3GPP TS 23.172 [38]. This procedure gets the result from the Subscription\_Check\_HLR procedure, and modifies it if needed. If the HLR does not support SCUDIF, the test "Result = Fail ?" applies to the result of the Subscription\_Check\_HLR procedure.

Sheet 1: the procedure CAMEL\_HLR\_INIT is specific to CAMEL; it is specified in 3GPP TS 23.078 [12]. If the HLR does not support CAMEL, processing continues from the "No" exit of the test "Result=Fail?".

Sheet 2: the procedure First\_Forwarding\_HLR can set the negative response parameter which is used by the process SRI\_HLR to construct the Send Routeing Info negative response message. This negative response parameter is global data, accessible by the process SRI\_HLR.

Sheet 2: the procedure CAMEL\_CSI\_Check\_HLR is specific to CAMEL; it is specified in 3GPP TS 23.078 [12]. If the HLR does not support CAMEL, processing continues from the "No" exit of the test "Result=CSI active?".

Sheet 2: the procedure SCUDIF\_CAMEL\_CSI\_Check\_HLR is specific to SCUDIF; it is specified in 3GPP TS 23.172 [38]. This procedure gets the result from the CAMEL\_CSI\_Check\_HLR procedure, and modifies it if needed. If the HLR does not support SCUDIF, the test "Result = CSI Active ?" applies to the result of the CAMEL\_CSI\_Check\_HLR procedure. If the HLR does not support CAMEL, processing continues from the "No" exit of the test "Result=CSI active?".

Sheet 2: the procedure CCBS\_Handling\_HLR is specific to CCBS; it is specified in 3GPP TS 23.093 [23]. If the HLR does not support CCBS, processing continues from the "Yes" exit of the test "Result = OK?".

Sheet 3: the procedure OR\_HLR\_Interrogate\_VLR is specific to Optimal Routeing. It is specified in 3GPP TS 23.079 [13]. If the HLR does not support Optimal Routeing, processing continues from the "No" exit of the test "Result=Forward".

Sheet 3: the procedure SCUDIF\_Set\_Correct\_PLMN\_BC is specific to SCUDIF; it is specified in 3GPP TS 23.172 [38]. If the HLR does not support SCUDIF, processing continues from the "Set\_PLMN\_BC" exit of the test "Result ?".

Sheet 3: if the HLR does not support Network Indication of Alerting, the test "Alerting pattern required" and the task "Set Alerting Pattern" are omitted.

Sheet 3: the procedure CLI\_HLR\_Set\_CLI is specific to Enhanced CLI Handling. It is specified in 3GPP TS 23.081 [14].

Sheet 5: the procedure SCUDIF\_Check\_Second\_Service\_after\_PRN is specific to SCUDIF; it is specified in 3GPP TS 23.172 [38]. If the HLR does not support SCUDIF, processing continues from the "yes" exit of the test "Result = Continue ?".

Sheet 5: the procedure PRN\_Error\_HLR can set the negative response parameter which is used by the process SRI\_HLR to construct the Send Routeing Info negative response message. This negative response parameter is global data, accessible by the process SRI\_HLR.

Sheet 5: the procedure Forward\_CUG\_Check is specific to CUG. If the HLR does not support CUG, processing continues from the "Yes" exit of the test "Result=Call allowed?".

Sheet 6: the test "Forwarding enquiry" is specific to Support of Optimal Routeing. If the HLR does not support Optimal Routeing, processing continues from the "No" exit of the test.

Sheet 6: the procedure CAMEL\_CSI\_Check\_HLR is specific to CAMEL; it is specified in 3GPP TS 23.078 [12]. If the HLR does not support CAMEL, processing continues from the "No" exit of the test "Result=CSI active?".

Sheet 6: the procedure SCUDIF\_CAMEL\_CSI\_Check\_HLR is specific to SCUDIF; it is specified in 3GPP TS 23.172 [38]. This procedure gets the result from the CAMEL\_CSI\_Check\_HLR procedure, and modifies it if needed. If the HLR does not support SCUDIF, the test "Result = CSI Active ?" applies to the result of the CAMEL\_CSI\_Check\_HLR procedure. If the HLR does not support CAMEL, processing continues from the "No" exit of the test "Result=CSI active?".

Sheet 6: the procedure SCUDIF\_Check\_Second\_Service\_before\_Negative\_Response can set the negative response parameter which is used by the process SRI\_HLR to construct the Send Routing Info negative response message. This negative response parameter is global data, accessible by the process SRI\_HLR.

Sheet 6: the procedure SCUDIF\_Check\_Second\_Service\_before\_Negative\_Response is specific to SCUDIF; it is specified in 3GPP TS 23.172 [38]. If the HLR does not support SCUDIF, processing continues from the "Fail" exit of the test "Result ?".

Sheet 7: the procedures CAMEL\_T\_CSI\_CHECK\_HLR and CAMEL\_O\_CSI\_CHECK\_HLR are specific to CAMEL; they are specified in 3GPP TS 23.078 [12].

Sheet 7: the procedure CAMEL\_D\_CSI\_CHECK\_HLR is specific to CAMEL phase 3 or later; it is specified in 3GPP TS 23.078 [12].

Sheet 7: the procedure SCUDIF\_Set\_Second\_Service\_when\_Forwarded is specific to SCUDIF; it is specified in 3GPP TS 23.172 [38]. If the HLR does not support SCUDIF, processing continues from the "Yes" exit of the test "Result = Continue ?".

Sheet 7: the procedure SCUDIF\_Check\_Second\_Service\_when\_Forwarded is specific to SCUDIF; it is specified in 3GPP TS 23.172 [38]. If the HLR does not support SCUDIF, processing continues from the "Yes" exit of the test "Result = Continue ?".

### 7.2.2.2 Procedure Check\_Parameters

If any parameters required by the rules in clause 8 are missing from the message, the procedure sets the negative response to "Data missing". If any parameter has a value which is not in the set of values expected for the parameter, the procedure sets the negative response to "Unexpected data value".

### 7.2.2.3 Procedure Subscription\_Check\_HLR

The HLR derives the possible PLMN bearer capability to populate the parameter in the Provide Roaming Number request according to the rules defined in 3GPP TS 29.007 [30].

If the HLR is able to determine the PLMN bearer capability or equivalent ISDN compatibility information to be sent to the VLR in the Provide Roaming Number request, it applies the corresponding PLMN bearer service or teleservice for handling the call. If the HLR is not able to determine any compatibility information to be sent to the VLR in the Provide Roaming Number request, it applies a default basic service according to the requirements of the operator.

It is an implementation option to carry out the check for operator determined barring of incoming calls before the check on provisioning of the requested basic service.

The test "gsmSCF Initiated Call?" is specific to CAMEL phase 4 or later. If the HLR does not support CAMEL phase 4 or later, processing continues from the "No" exit.

The negative response "Call barred" indicates whether the reason is operator determined barring or supplementary service barring, according to the result returned by the procedure Check\_IC\_Barring.

The negative response "CUG reject" indicates whether the reason is:

- Incoming calls barred within CUG;
- Requested basic service violates CUG constraints;
- Subscriber not member of CUG;

according to the cause returned by the procedure IC\_CUG\_Check.

### 7.2.2.4 Procedure First\_Forwarding\_HLR

The MS is not reachable if any of the following conditions is satisfied:

- The HLR has no location information for the subscriber.
- The subscriber record is marked as MS purged.

- The subscriber record is marked as MSC area restricted.
- The subscriber record is marked as Roaming Restricted due to Unsupported Feature.
- The subscriber is marked as deregistered because of subscription restrictions on roaming.

#### 7.2.2.5 Procedure PRN\_Error\_HLR

The procedure CCBS\_Report\_PRN\_Failure is specific to CCBS; it is specified in 3GPP TS 23.093 [23]. The procedure does not return a value; the following tests are on the value of the Provide Roaming Number negative response.

The procedure Super\_Charged\_SRI\_Error\_HLR is specific to Super-Charger; it is specified in 3GPP TS 23.116 [24]. If the HLR does not support Super-Charger, processing continues from the "No" exit of the test "Result=Purged?".

If the HLR does not support Optimal Routeing, processing starts with the test "Negative response=Facility not supported?".

#### 7.2.2.6 Procedure Forward\_CUG\_Check

#### 7.2.2.7 Void

#### 7.2.2.8 Procedure Check\_IC\_Barring

#### 7.2.2.9 Procedure IC\_CUG\_Check

#### 7.2.2.10 Procedure Handle\_CFU

The test "Normal call" refers to the value of the indicator returned by the process MAF007.

The procedure CAMEL\_CHECK\_SII2\_CDTI is specific to CAMEL Phase 3 or later; it is specified in 3GPP TS 23.078 [12]. If the GMSC does not support CAMEL Phase 3 or later, processing continues from the "Yes" exit of the test "Result = Pass?".

#### 7.2.2.11 Procedure Handle\_CFNRc

The test "Mobile subscriber not reachable" refers to the value of the indicator returned by the process MAF010.

The procedure CAMEL\_CHECK\_SII2\_CDTI is specific to CAMEL Phase 3 or later; it is specified in 3GPP TS 23.078 [12]. If the GMSC does not support CAMEL Phase 3 or later, processing continues from the "Yes" exit of the test "Result = Pass?".

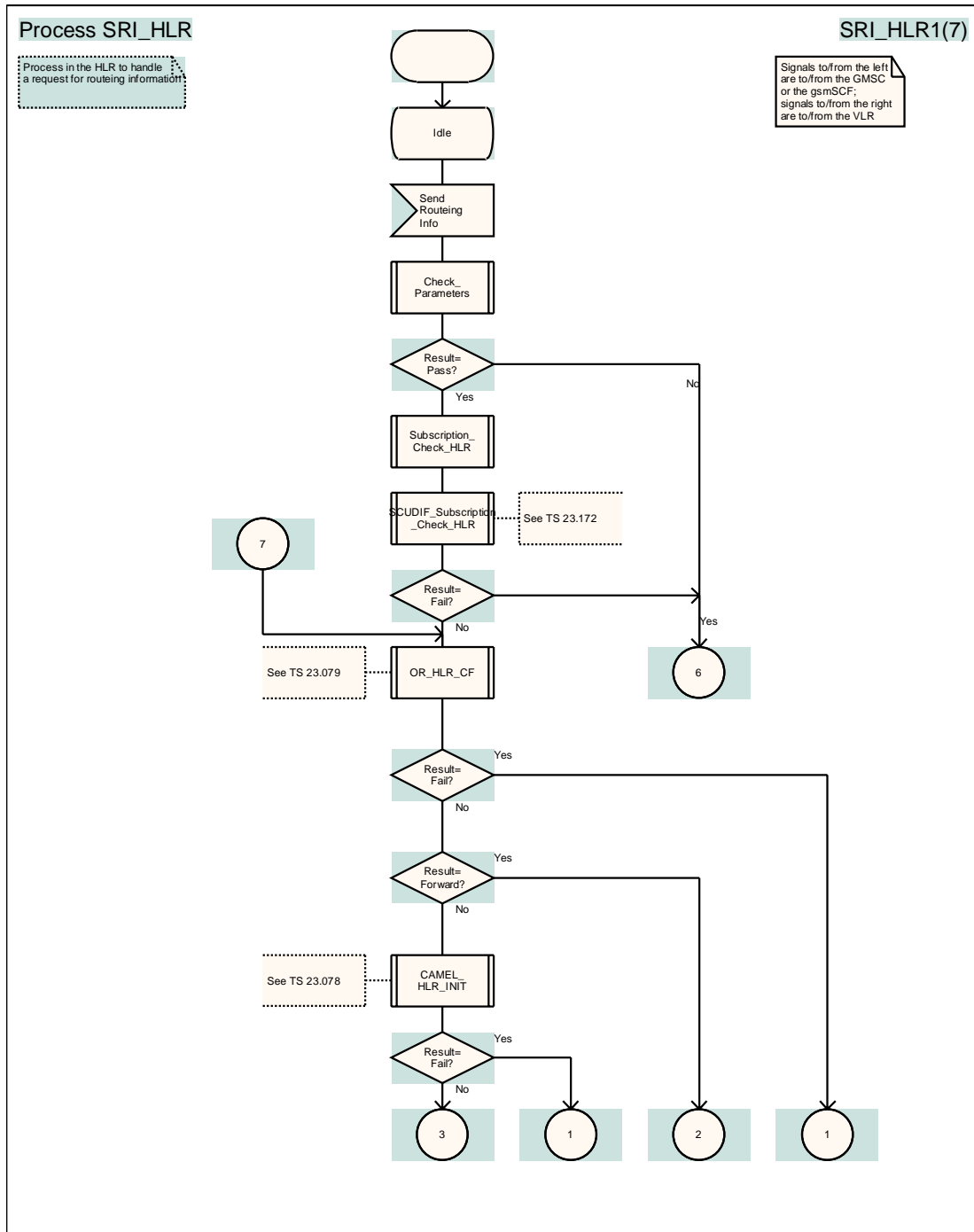


Figure 44a: Process SRI\_HLR (sheet 1)

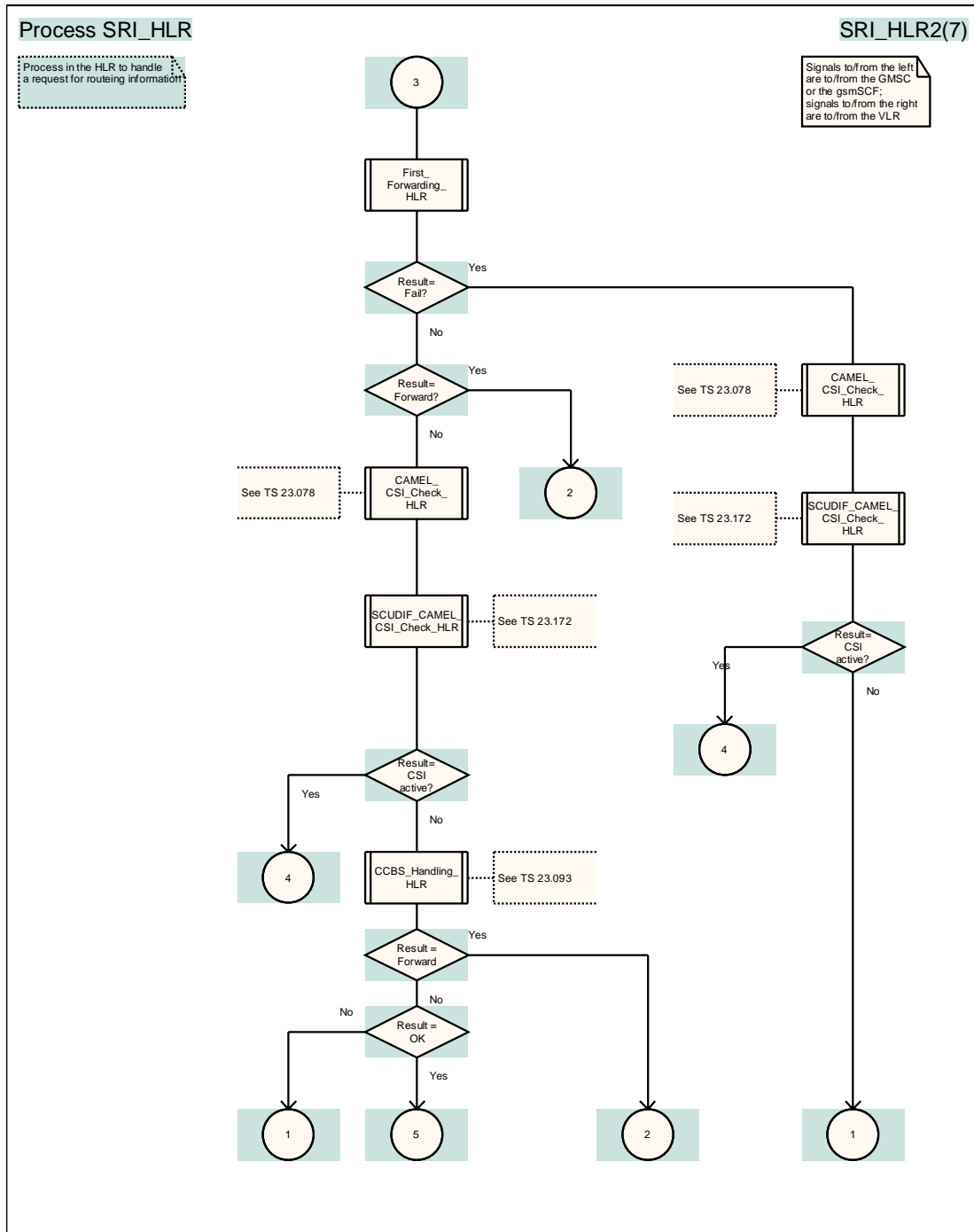


Figure 44b: Process SRI\_HLR (sheet 2)

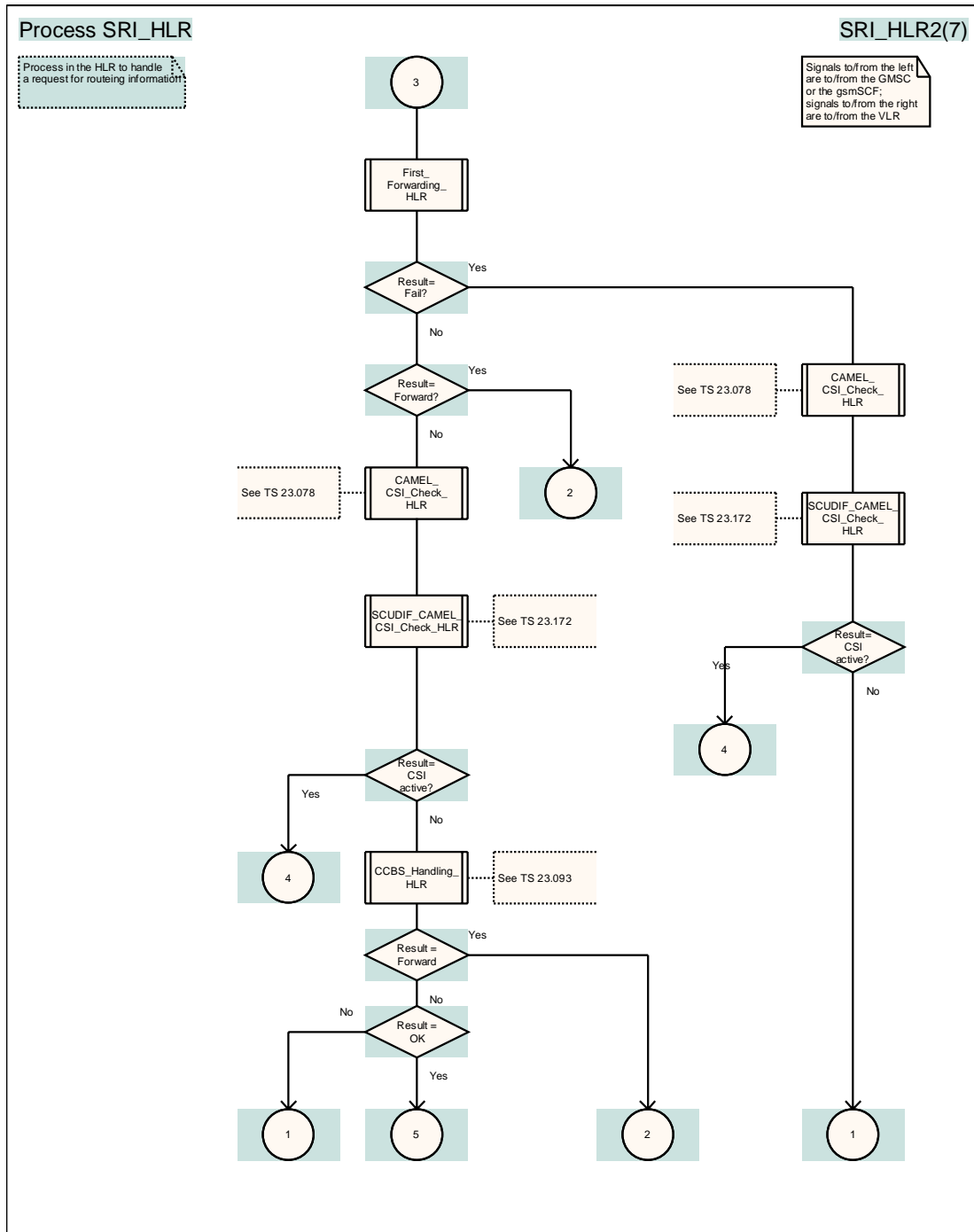


Figure 44c: Process SRI\_HLR (sheet 3)

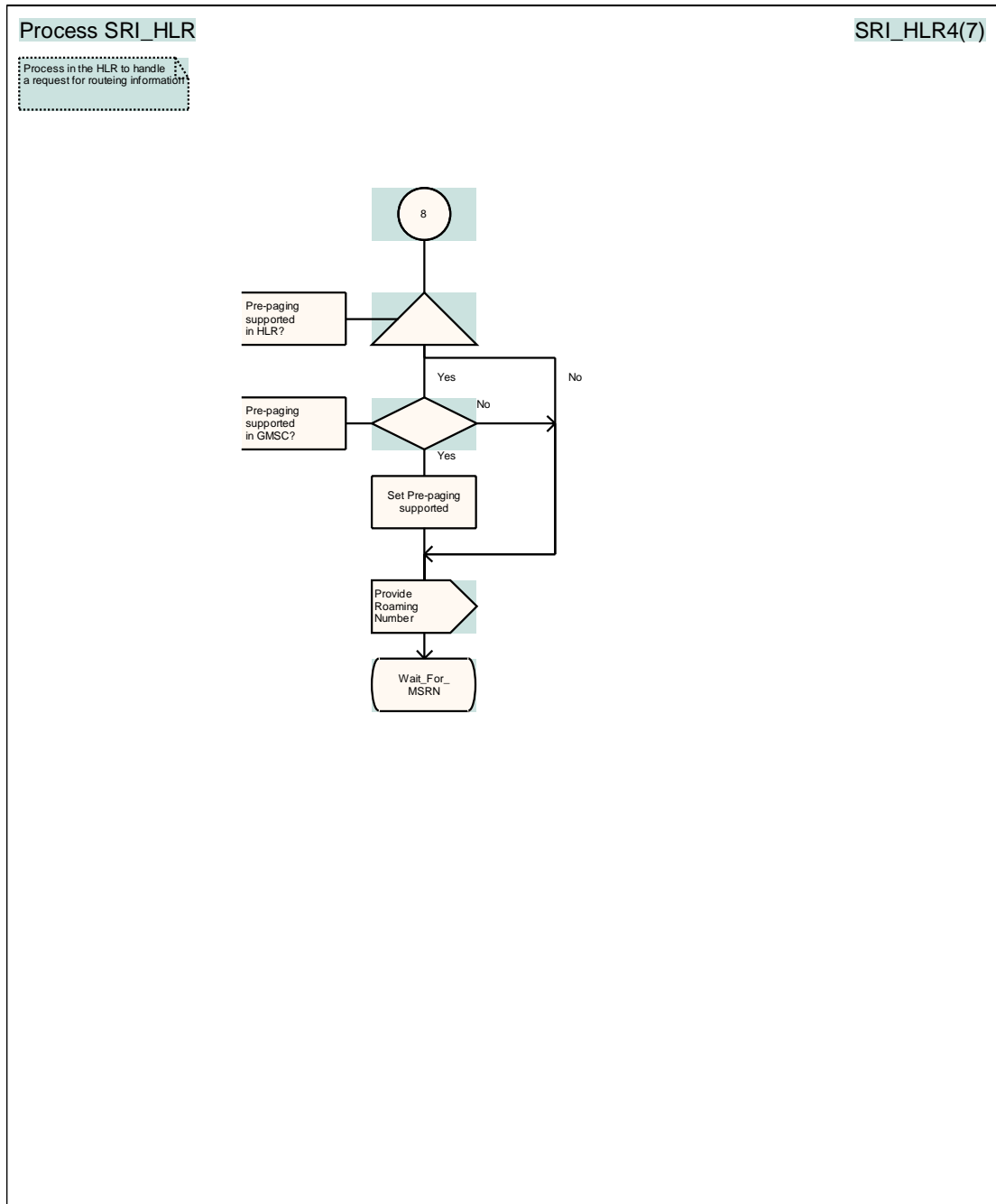


Figure 44d: Process SRI\_HLR (sheet 4)



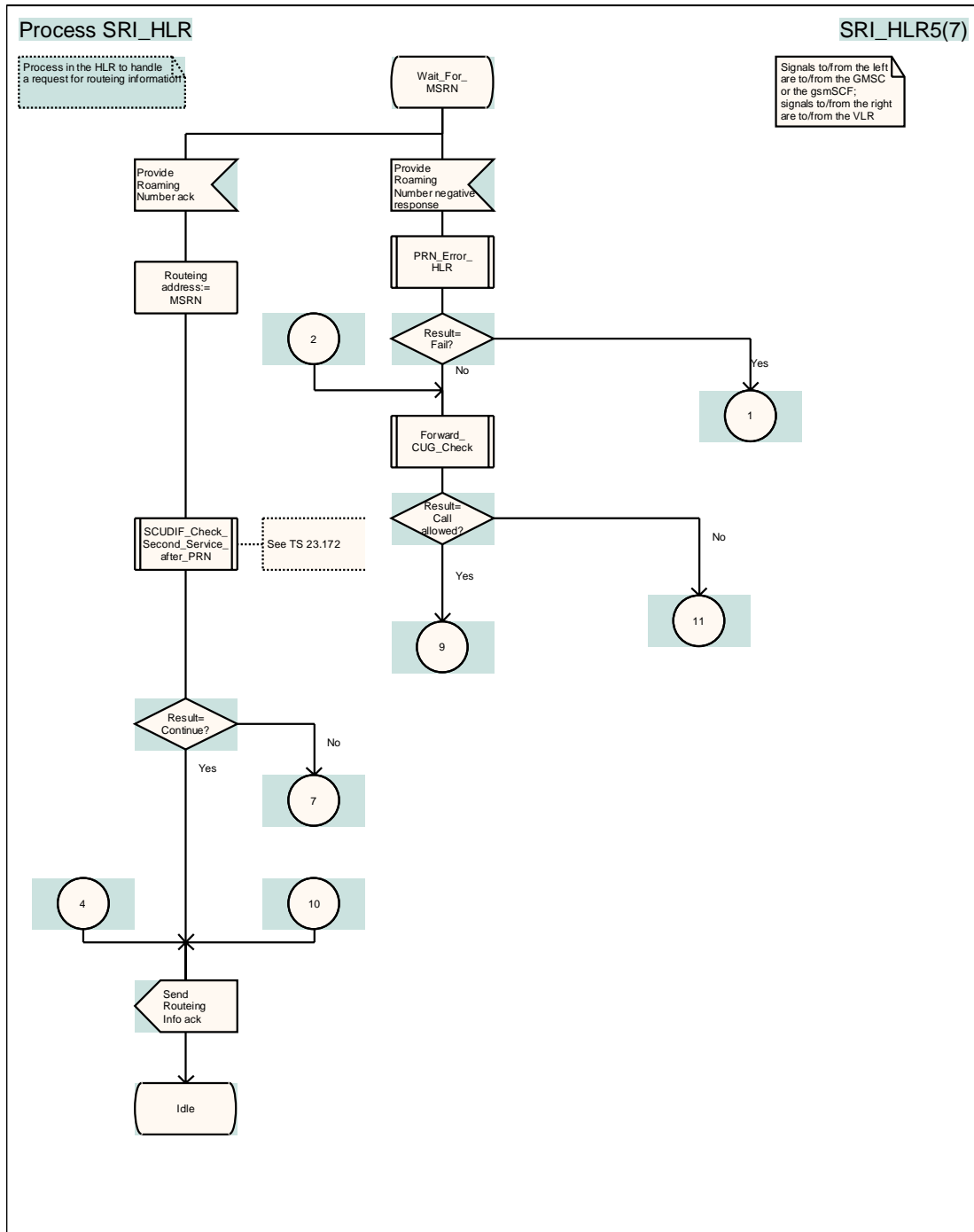


Figure 44e: Process SRI\_HLR (sheet 5)

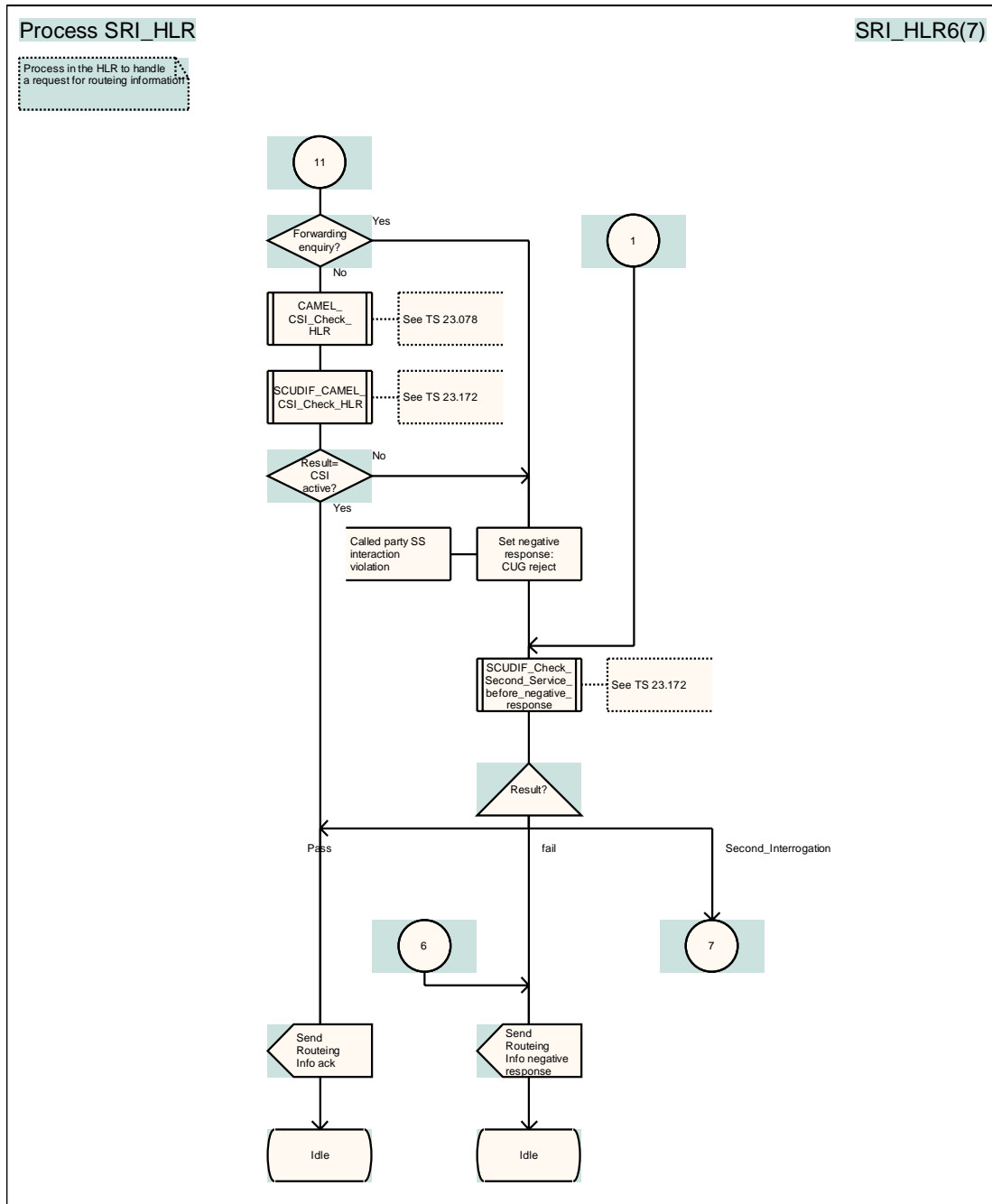


Figure 44f: Process SRI\_HLR (sheet 6)

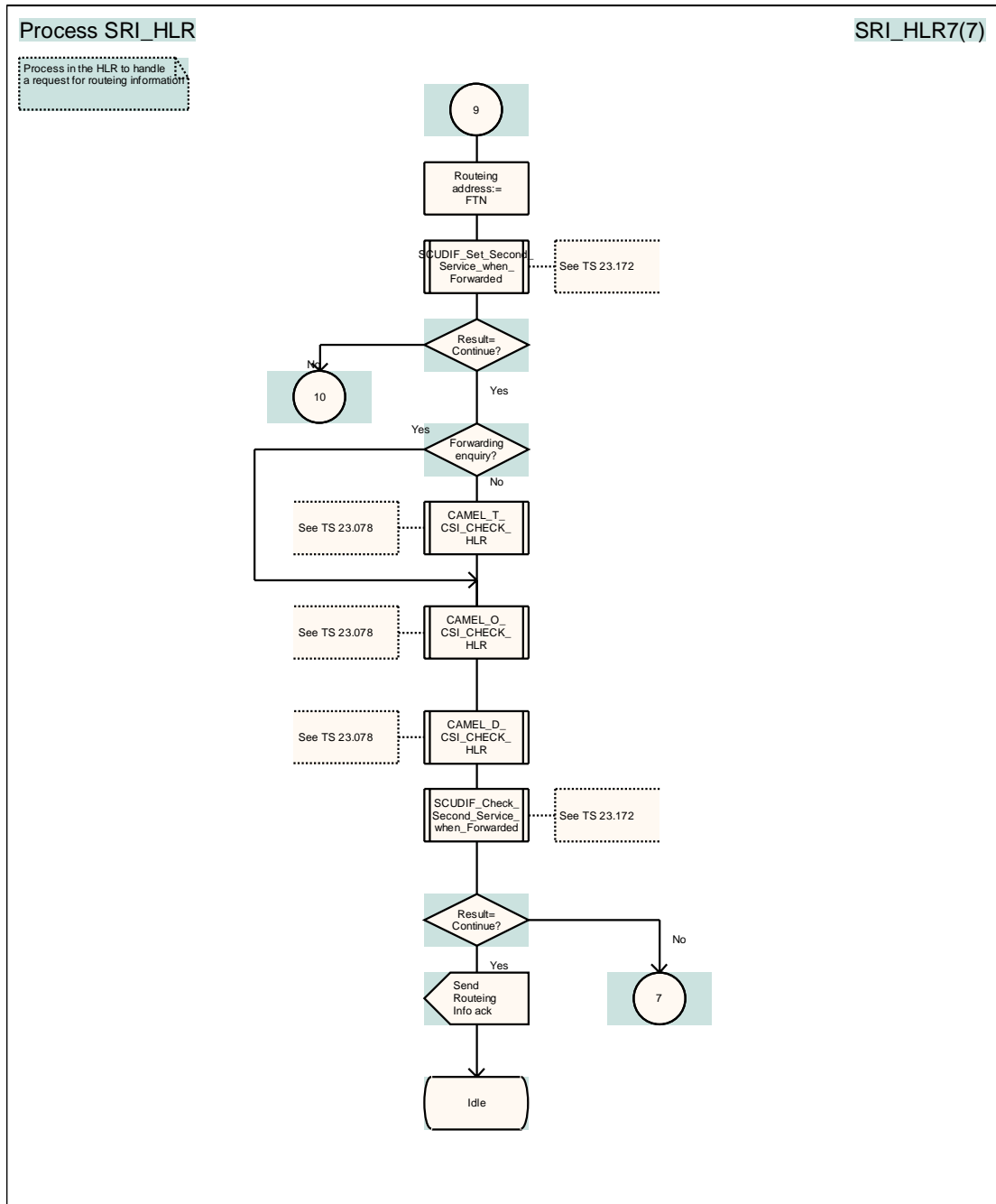


Figure 44g: Process SRI\_HLR (sheet 7)

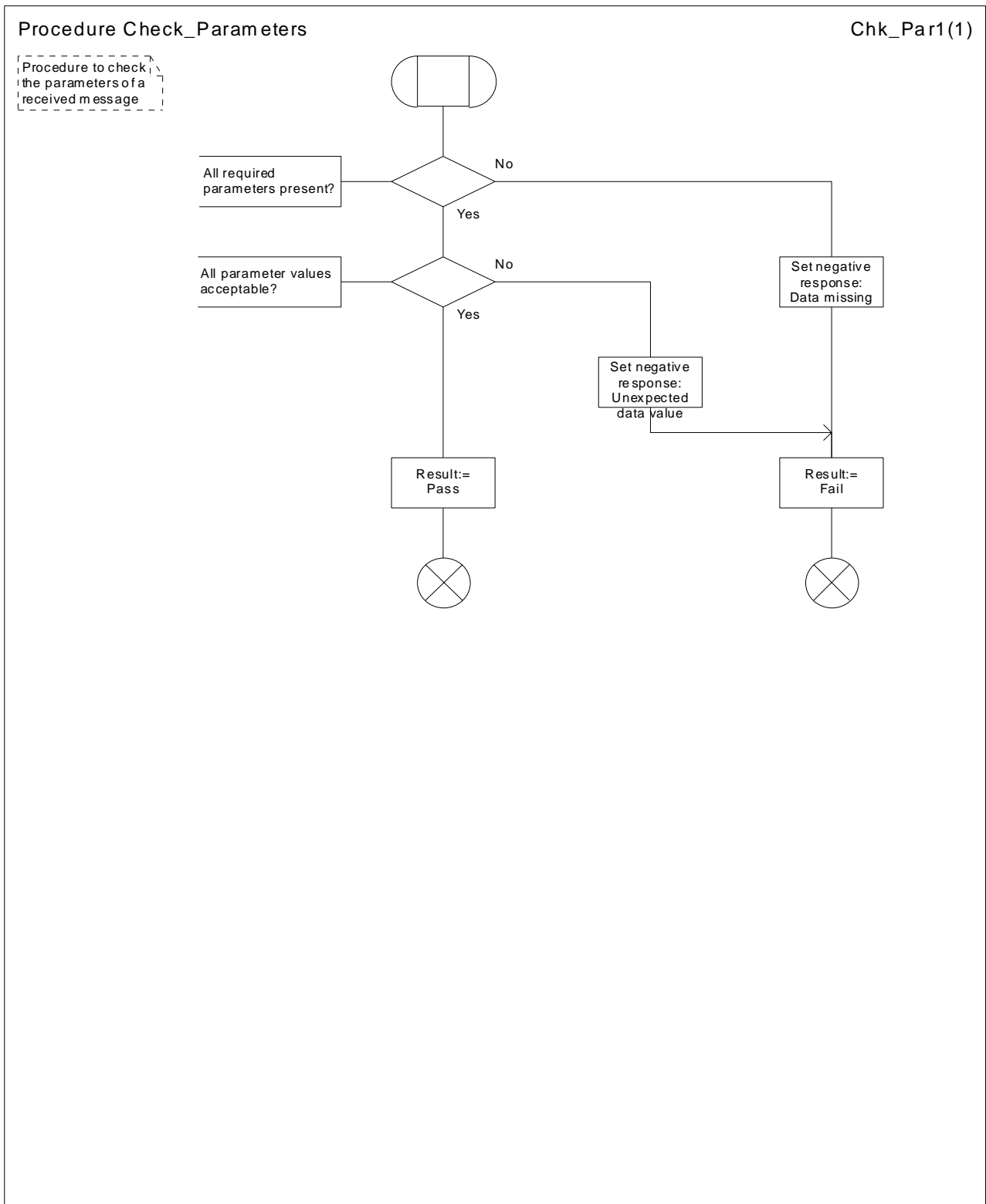


Figure 45: Procedure Check\_Parameters

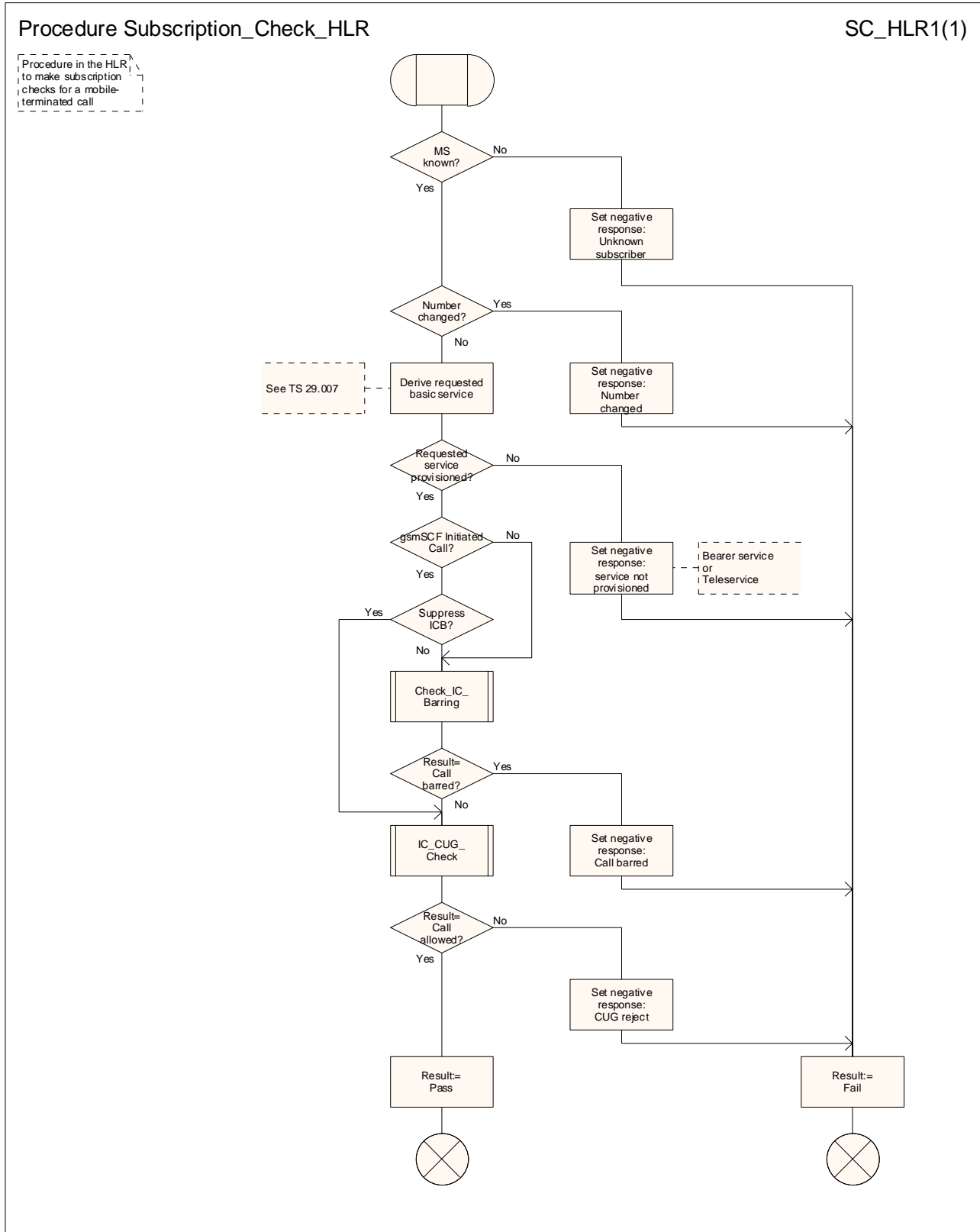


Figure 46: Procedure Subscription\_Check\_HLR

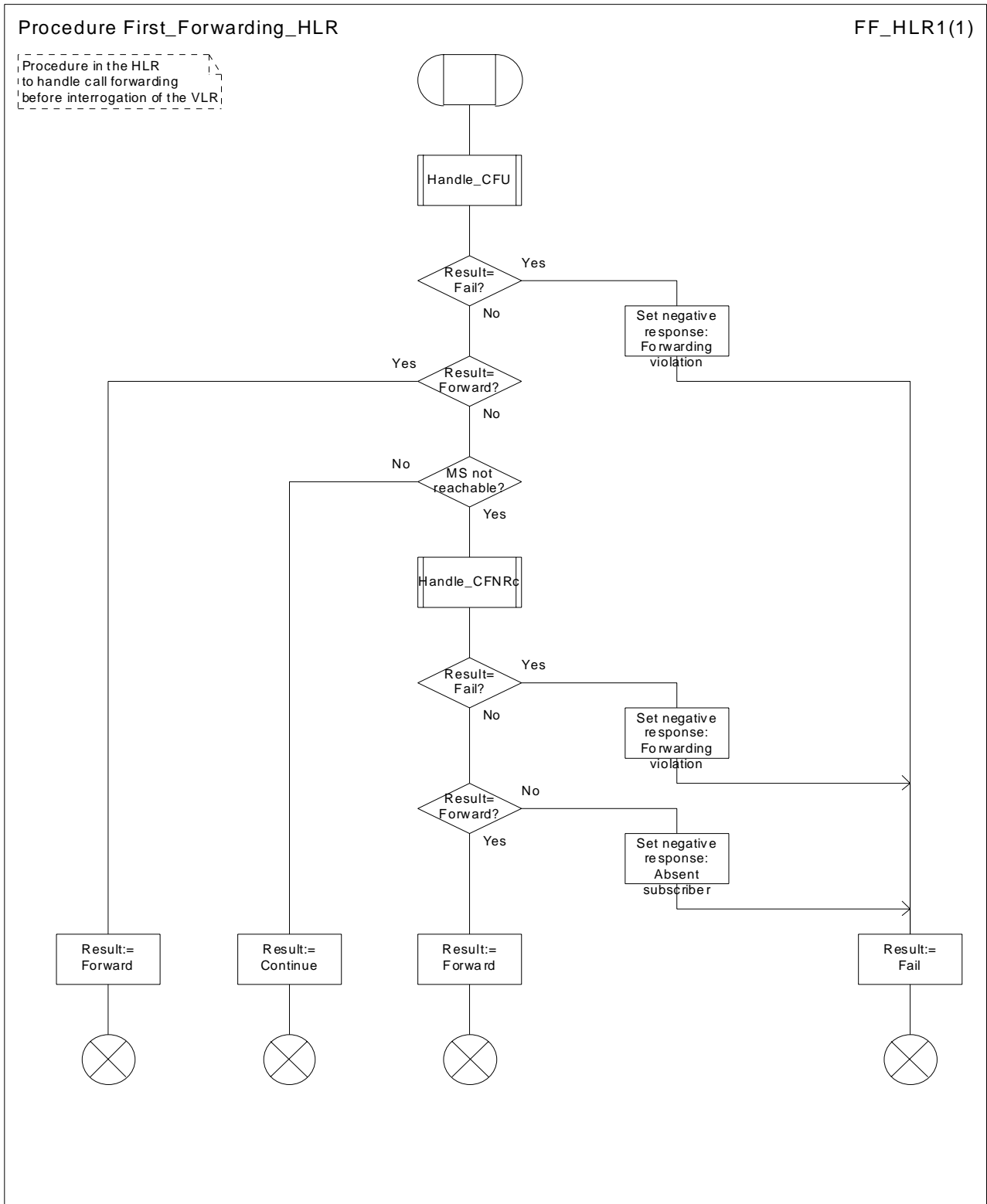


Figure 47: Procedure First\_Forwarding\_HLR

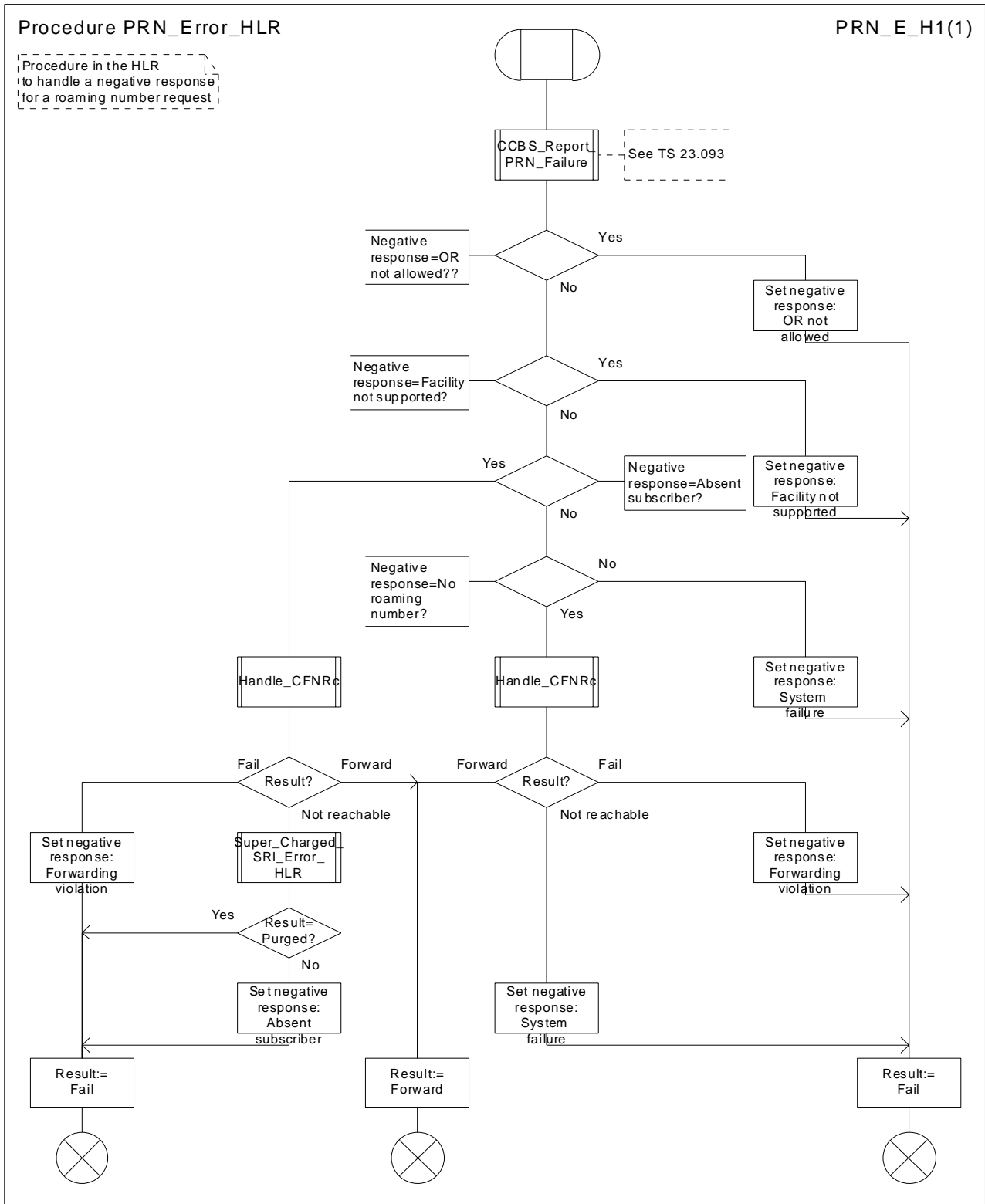


Figure 48: Procedure PRN\_Error\_HLR

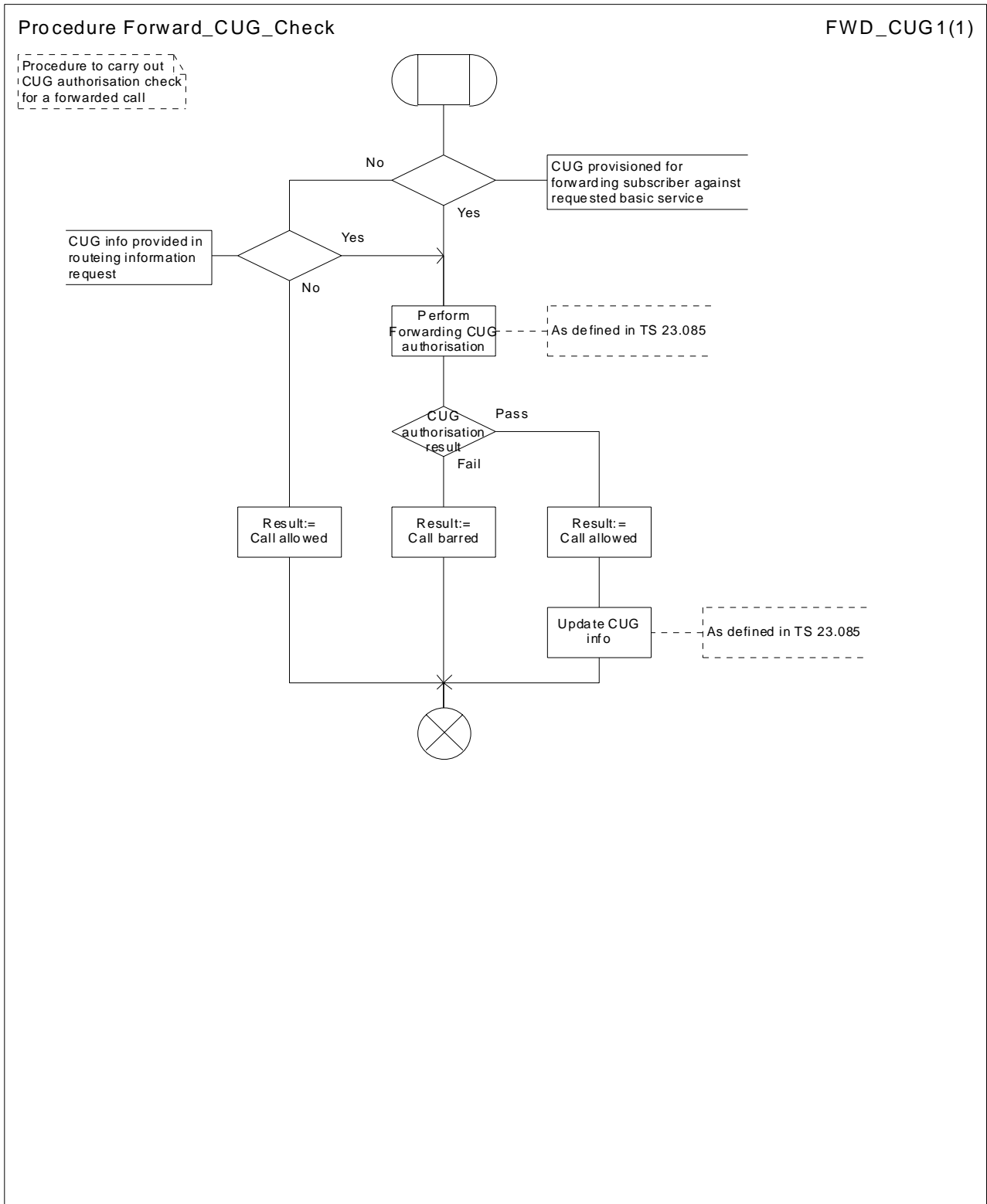


Figure 49: Procedure Forward\_CUG\_Check

Figure 50: Void



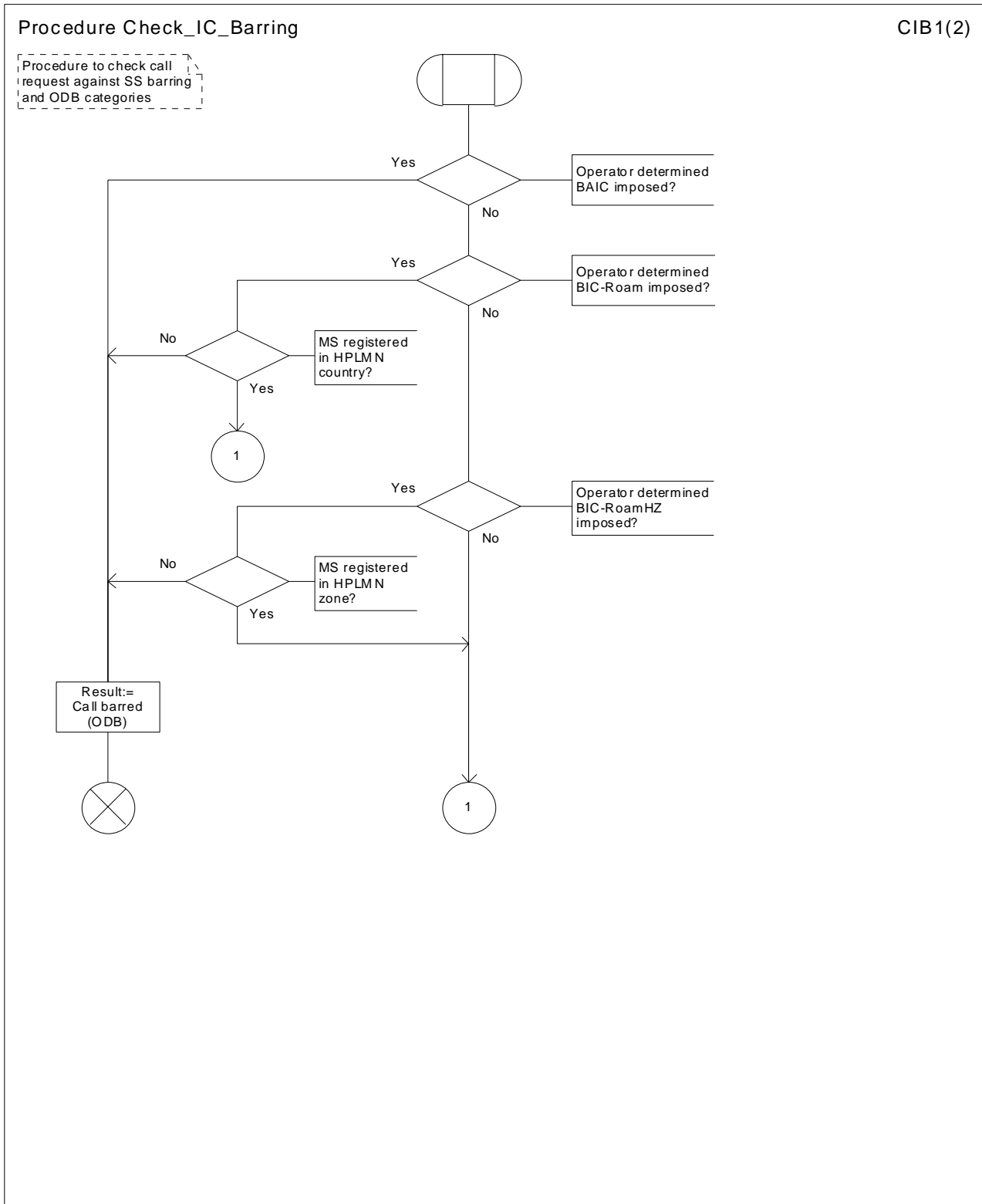


Figure 51a: Procedure Check\_IC\_Barring (sheet 1)

Procedure Check\_IC\_Barring

CIB2(2)

Procedure to check call request against SS barring and ODB categories

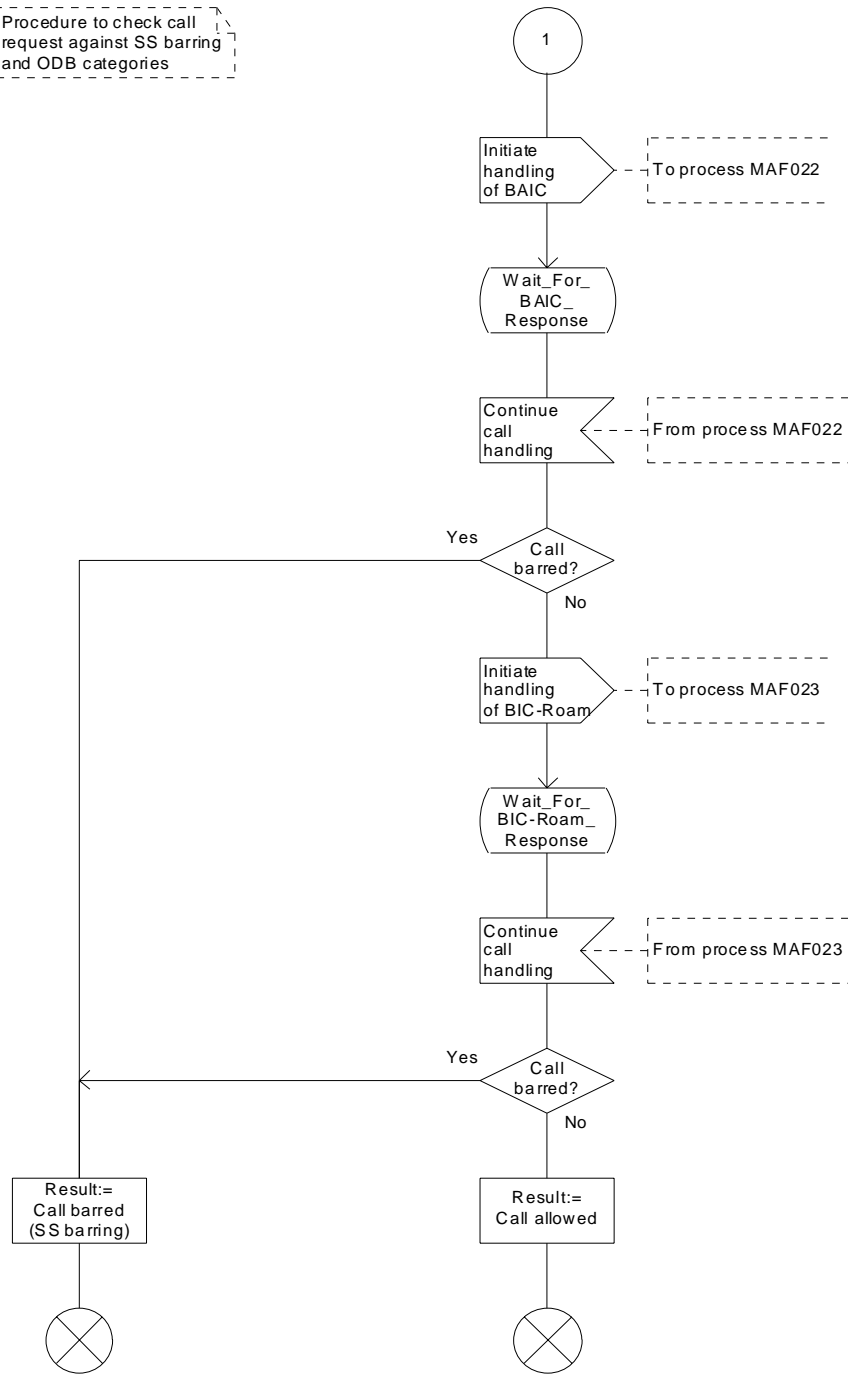


Figure 51b: Procedure Check\_IC\_Barring (sheet 2)

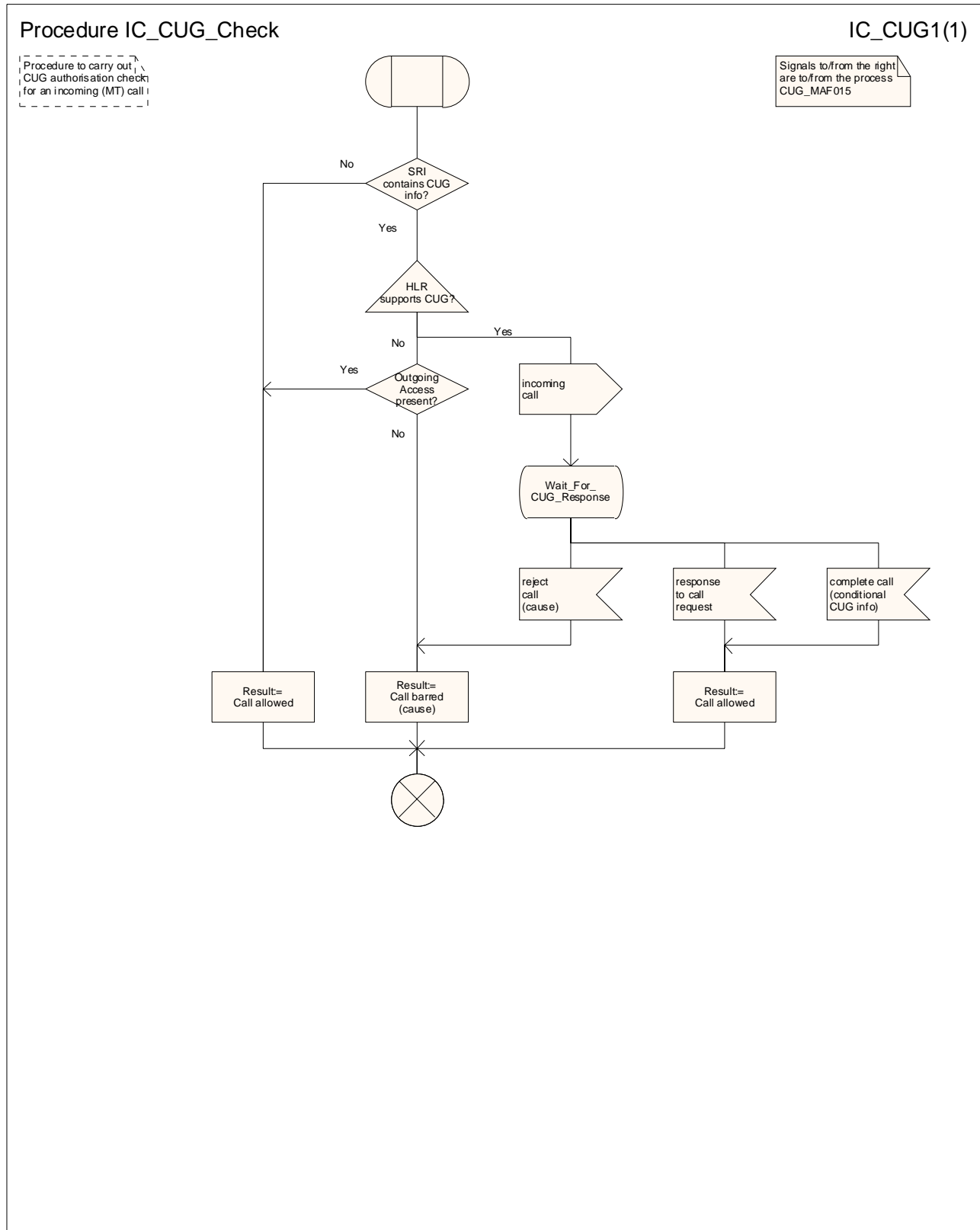


Figure 52: Procedure IC\_CUG\_Check

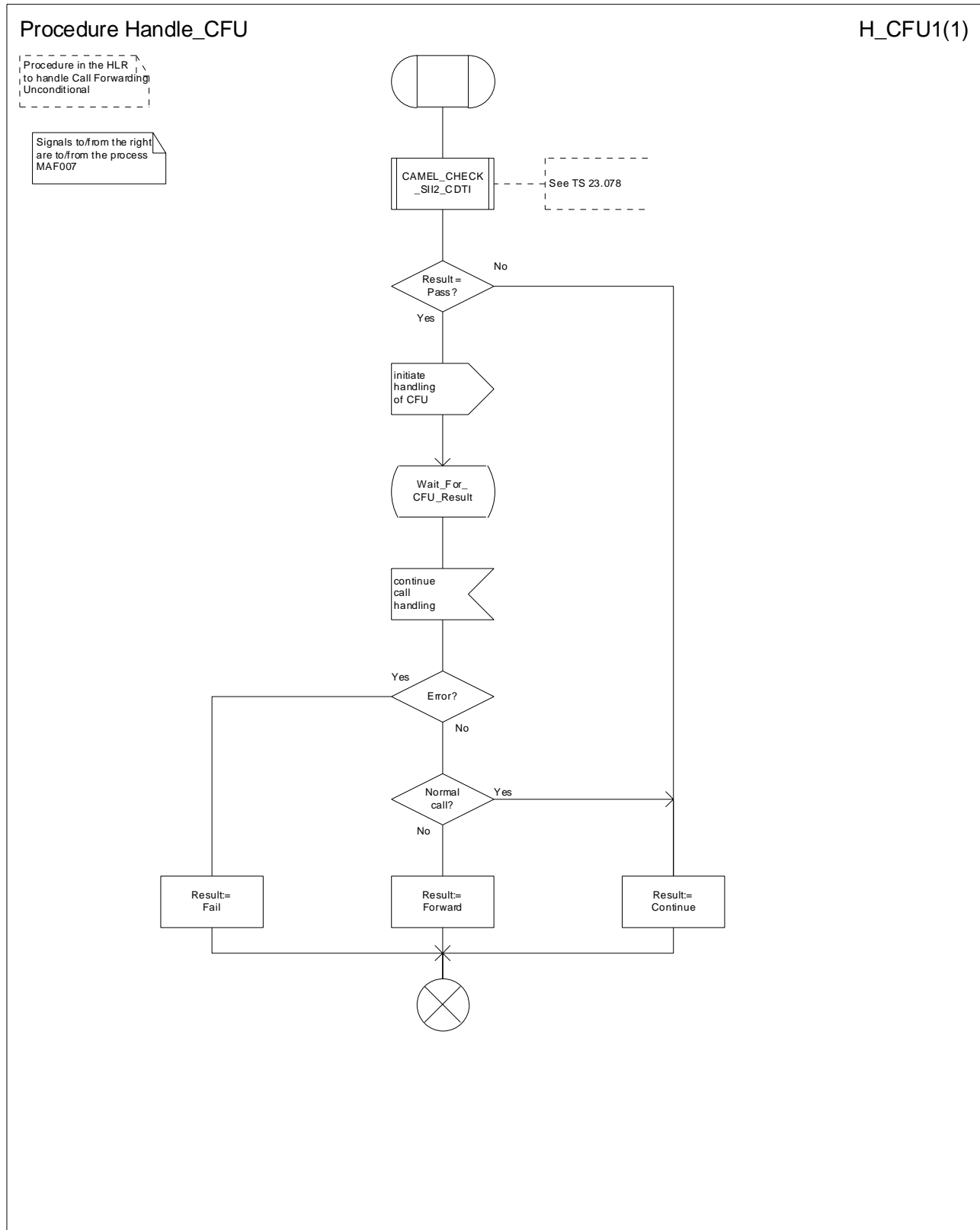


Figure 53: Procedure Handle\_CFU

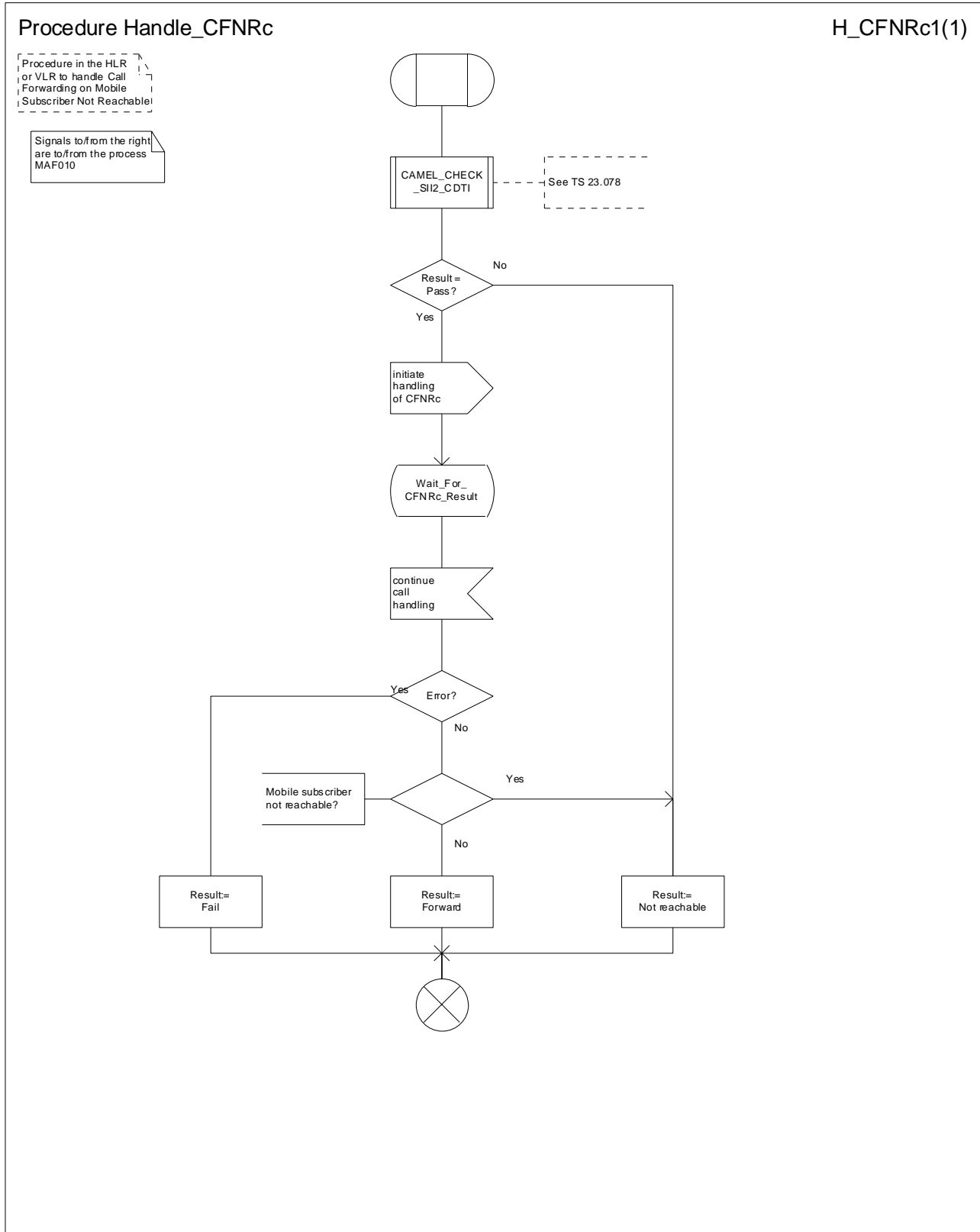


Figure 54: Procedure Handle\_CFNRc

## 7.2.3 Functional requirements of VLR

### 7.2.3.1 Process PRN\_VLR

Sheet 1: the procedure Check\_Parameters is specified in subclause 7.2.2.2.

Sheet 1: the test "Pre-paging allowed" takes the "yes" exit if:

- the information element "Pre-paging supported" was present in the Provide Roaming Number message; or
- as an operator option, the paging procedure can be completed before the minimum timer value for the Provide Roaming Number operation timer in the HLR has elapsed.

Sheet 1: the procedure Check\_Reason\_In\_Serving\_Network\_Entity is specific to Super-Charger; it is specified in 3GPP TS 23.116 [24]. If the VLR does not support Super-Charger, processing continues from the "No" exit of the test "Result=Purged?".

Sheet 2, sheet 3, sheet 6, sheet 7: the procedure CAMEL\_SET\_SOA is specific to CAMEL; it is specified in 3GPP TS 23.078 [12].

Sheet 2, sheet 3, sheet 6, sheet 7: the task "Store alerting pattern (if received)" is executed only if the VLR supports the feature Network Indication of Alerting.

Sheet 2, sheet 3, sheet 6, sheet 7: the procedure CLI\_PRN\_VLR is specific to Enhanced CLI Handling. It is specified in 3GPP TS 23.081 [14].

Sheet 2, sheet 3, sheet 6, sheet 7: the procedure CCBS\_Handle\_PRN is specific to CCBS; it is specified in 3GPP TS 23.093 [23].

Sheet 3, sheet 4: the number of unused authentication sets which triggers the VLR to request further authentication sets from the HLR is an operator option.

Sheet 3, sheet 4: the process Fetch\_Authentication\_Sets\_VLR is specified in subclause 7.1.2.11.

Sheet 4: the procedure Search\_For\_MS\_VLR is specified in subclause 7.3.2.3.

Sheet 4: the test "Paging via SGSN possible" takes the "yes" exit if:

- the Gs interface is implemented; and
- there is an association established for the MS between the MSC/VLR and the SGSN.

Sheet 7, sheet 8: the state variables PAR pending, PAR successful and Fatal PAR error are global data, accessible to the matching instance of the process ICH\_VLR, which is linked by the MSRN.

Sheet 8: this process communicates with the matching instance of the process ICH\_VLR, which is linked by the MSRN.

Sheet 8: the test "Fatal PAR error?" takes the "Yes" exit if:

- the MS failed authentication; or
- the MS failed IMEI checking; or
- the HLR returned an "Unknown subscriber" error;

during the handling of the Process Access Request.

### 7.2.3.2 Process Restore\_Subscriber\_Data\_VLR

### 7.2.3.3 Process PSI\_VLR

Sheet 1: the procedure Check\_Parameters is specified in subclause 7.2.2.2. If the HLR requests none of location information subscriber state, MS classmark and IMEI, the VLR treats this as a missing parameter.

Sheet 2: the test "Active retrieval required" takes the "Yes" exit if any one or more of current location, MS classmark or IMEI is indicated in the Provide Subscriber Info request.

#### 7.2.3.4 Procedure Retrieve\_Location\_Info\_VLR

The test "Retrieve location info from SGSN" takes the "Yes" exit if:

- the Gs interface is implemented; and
- there is an association established between the MSC/VLR and the SGSN.

The stored location information consists of:

- the service area ID (for UMTS) or cell ID (for GSM) of the cell in which the MS last established radio contact;
- the location number, geodetic information and geographical information derived from the service area ID or cell ID if the VLR is capable of doing so (the mapping from service area ID or cell ID to location number is network-specific and outside the scope of the UMTS and GSM standards);
- the age of the location information.

The output signal Send MS information towards the SGSN indicates that the required information is mobile location information.

The received location information consists of:

- the service area ID (for UMTS) or cell ID (for GSM) received in the paging response message or in the Send MS Information ack;
- the location number, geodetic information and geographical information derived from the service area ID or cell ID if the VLR is capable of doing so (the mapping from cell ID to location number is network-specific and outside the scope of the UMTS and GSM standards);
- the age of the location information.

The derivation of the location number, geodetic information and geographical information from the received service area ID or cell ID is a VLR operator option (the mapping from service area ID or cell ID to location number is network-specific and outside the scope of the UMTS and GSM standards).

#### 7.2.3.5 Procedure Active\_Info\_Retrieval\_VLR

Sheet 1: the test "Paging via SGSN possible" takes the "yes" exit if:

- the Gs interface is implemented; and
- the VLR configuration requires paging via the SGSN during VLR restoration.

Sheet 2: the output signal Page MS towards the SGSN includes or omits the Location area identity parameter depending on the availability of this information. If it is omitted, the signal Page MS is sent to every SGSN to which the VLR is connected.

The test "Report upon change of service area" takes the yes exit if the MSC has performed the Location Reporting Control procedure with the Request Type IE set to "change of service area" [26].

If the test "Report upon change of service area" takes the no exit, then the MSC shall perform a Location Reporting Control procedure with the Request Type IE set to "Direct".

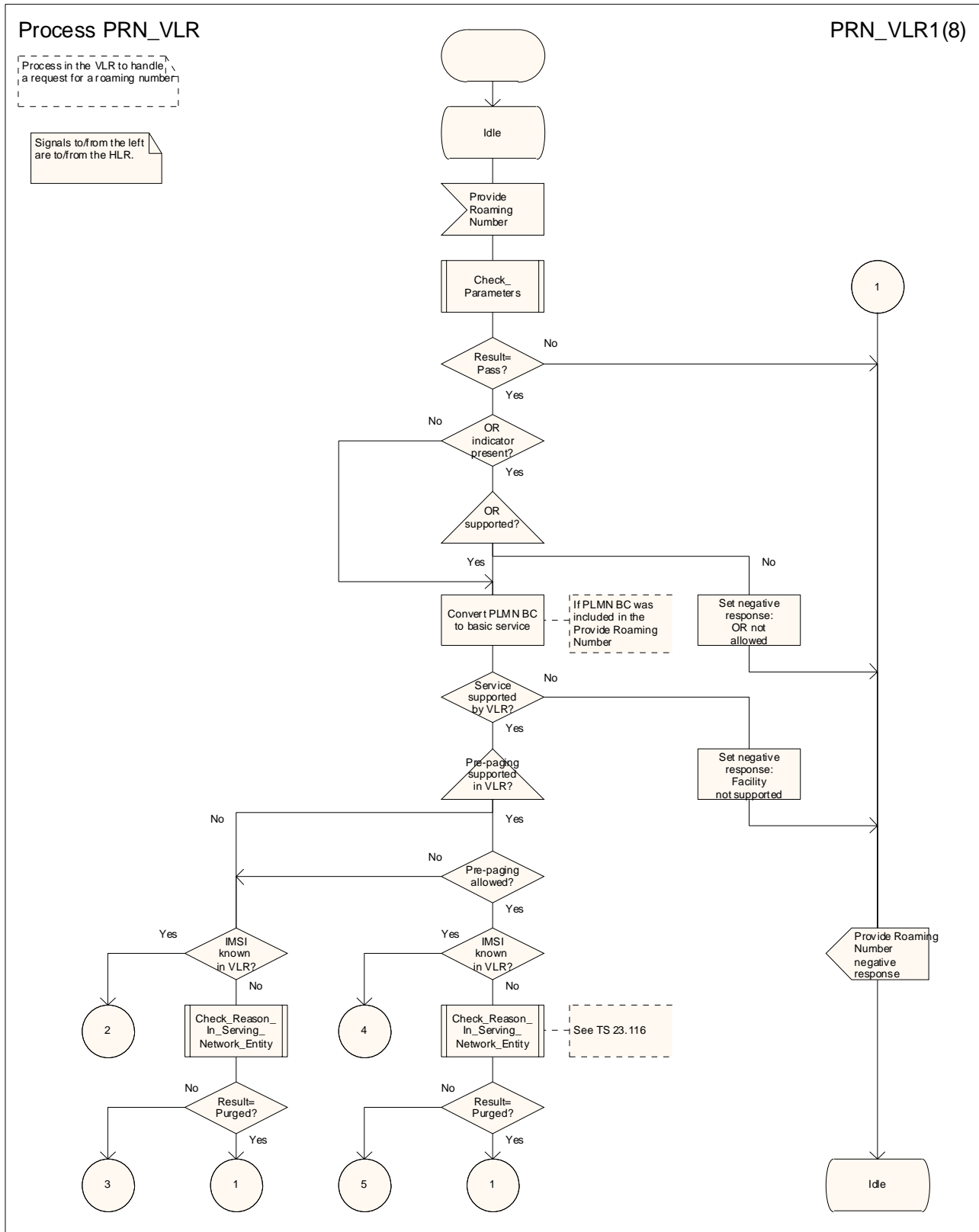


Figure 55a: Process PRN\_VLR (sheet 1)



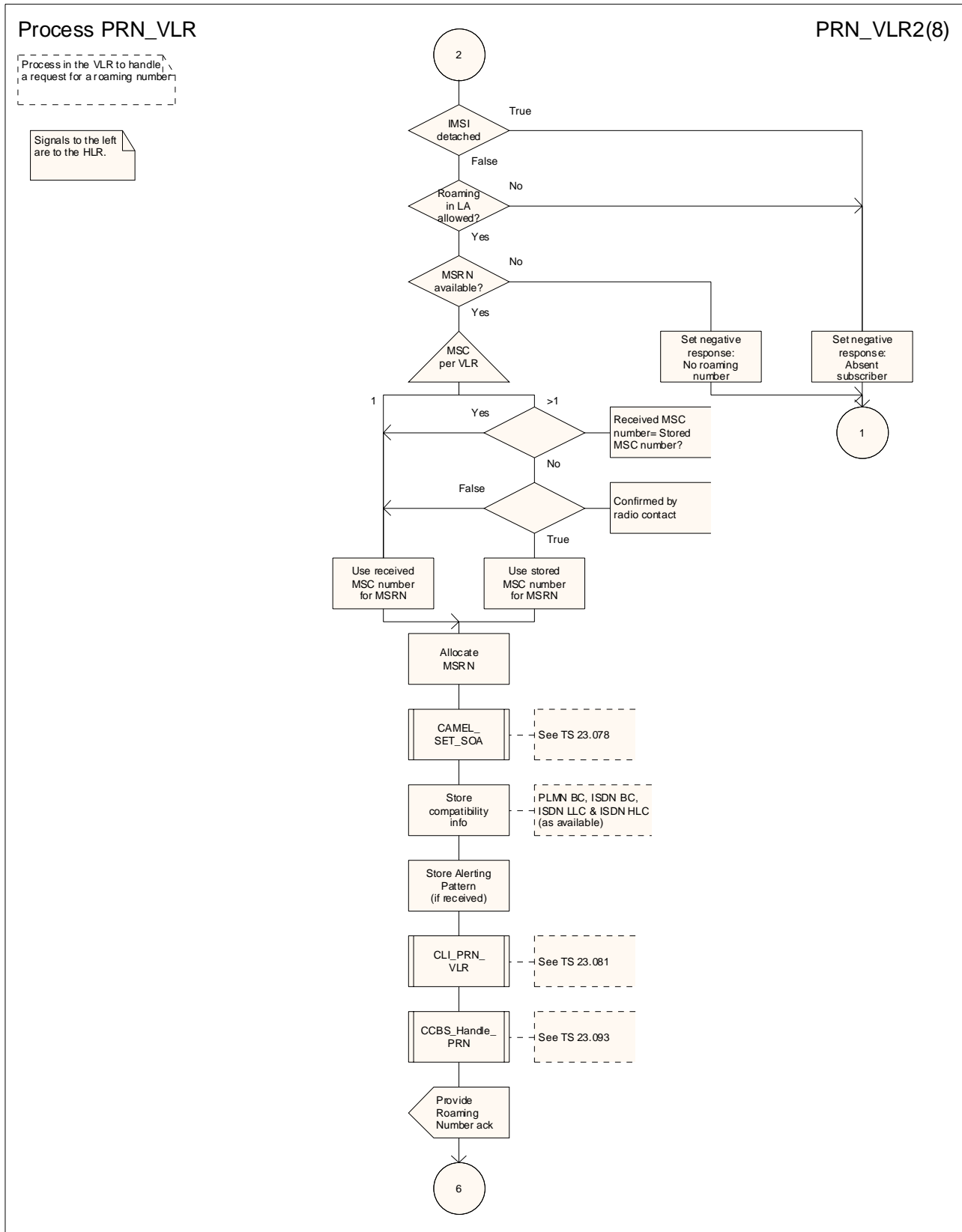


Figure 55b: Process PRN\_VLR (sheet 2)

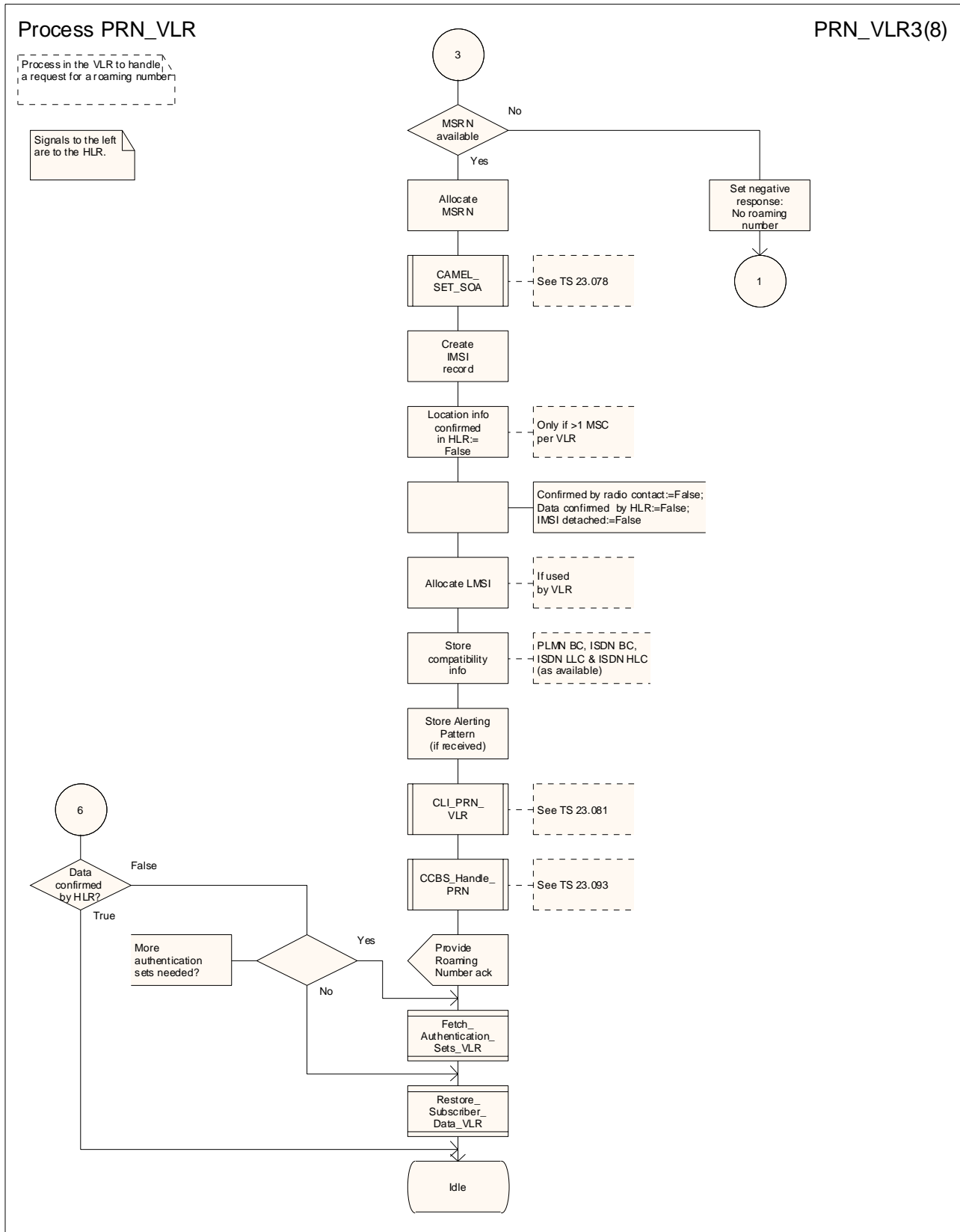


Figure 55c: Process PRN\_VLR (sheet 3)

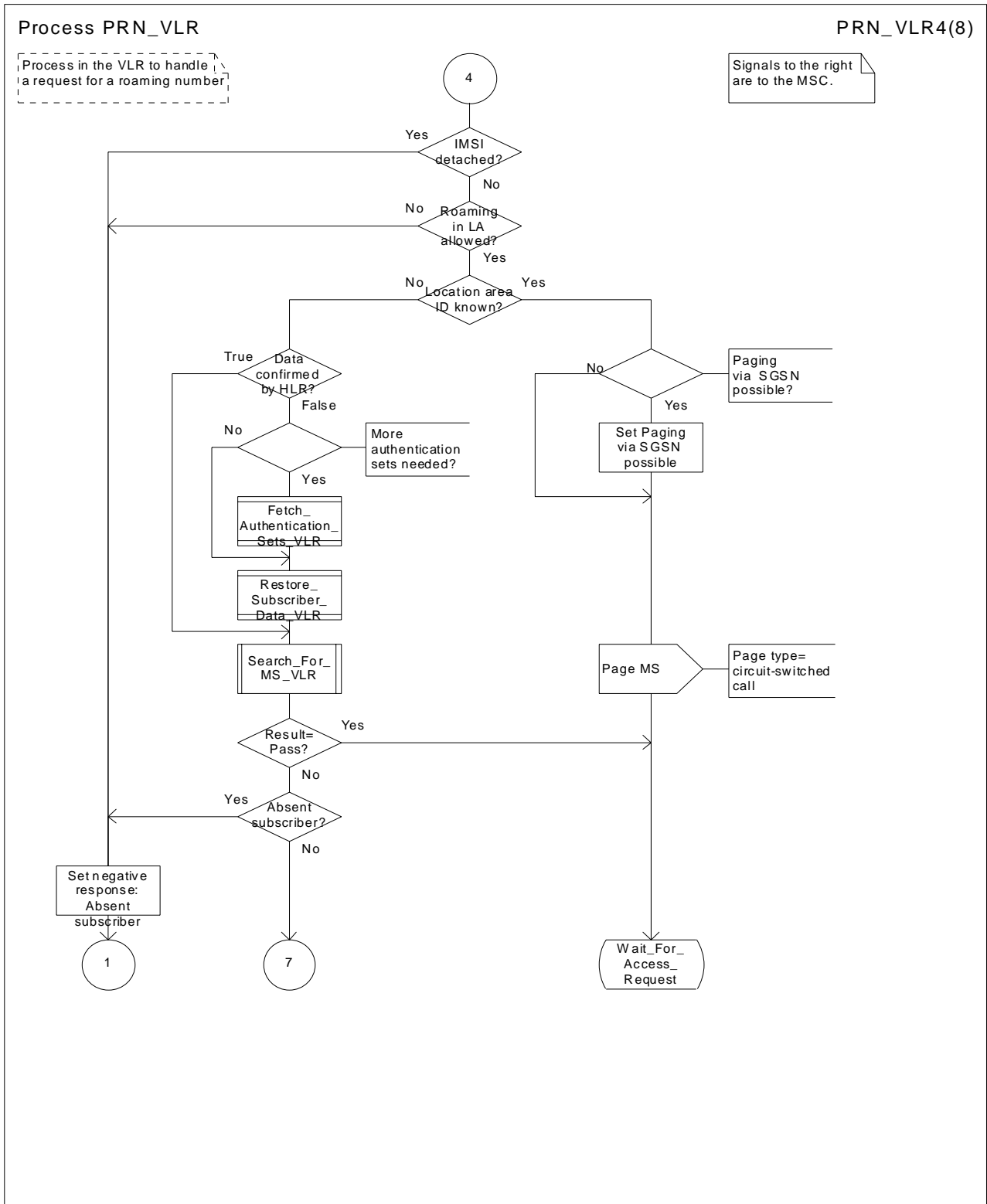


Figure 54d: Process PRN\_VLR (sheet 4)

Process PRN\_VLR

PRN\_VLR5(8)

Process in the VLR to handle a request for a roaming number

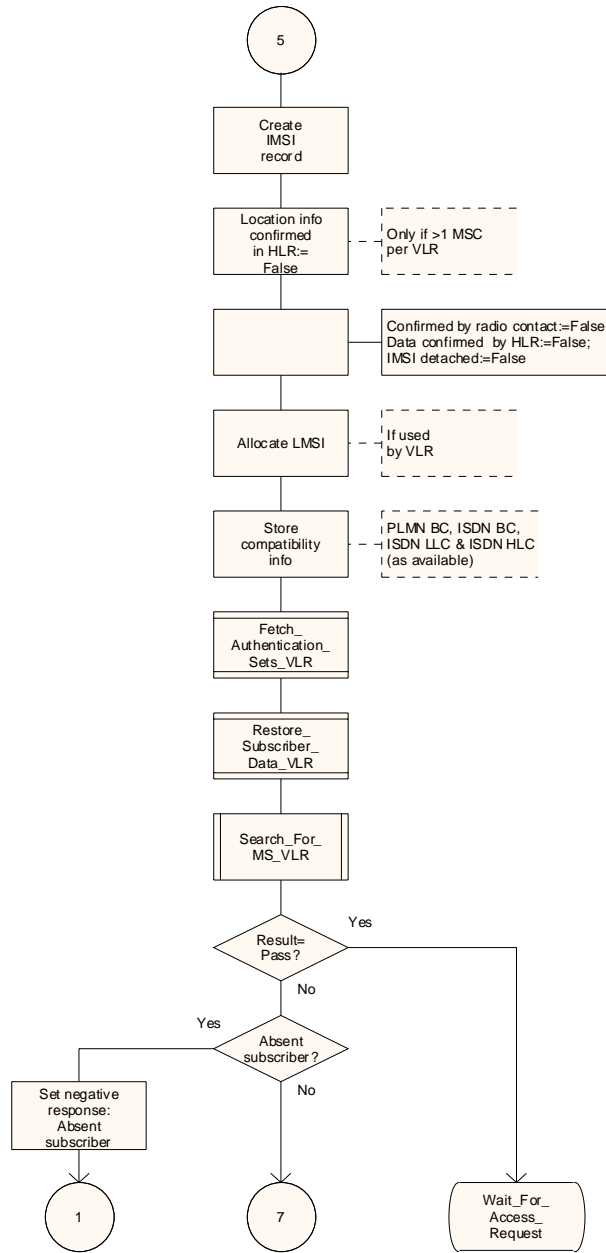


Figure 54e: Process PRN\_VLR (sheet 5)

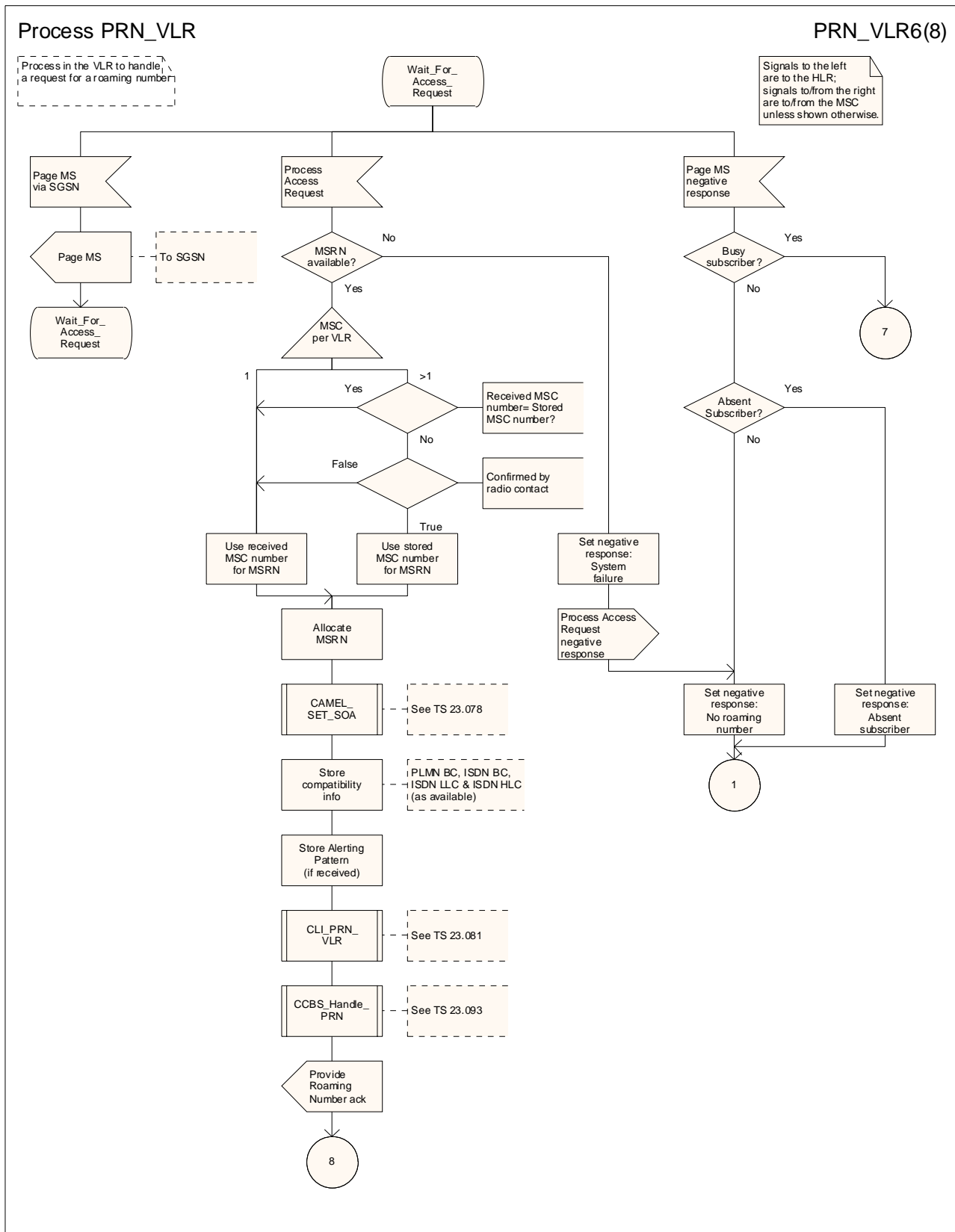


Figure 54f: Process PRN\_VLR (sheet 6)

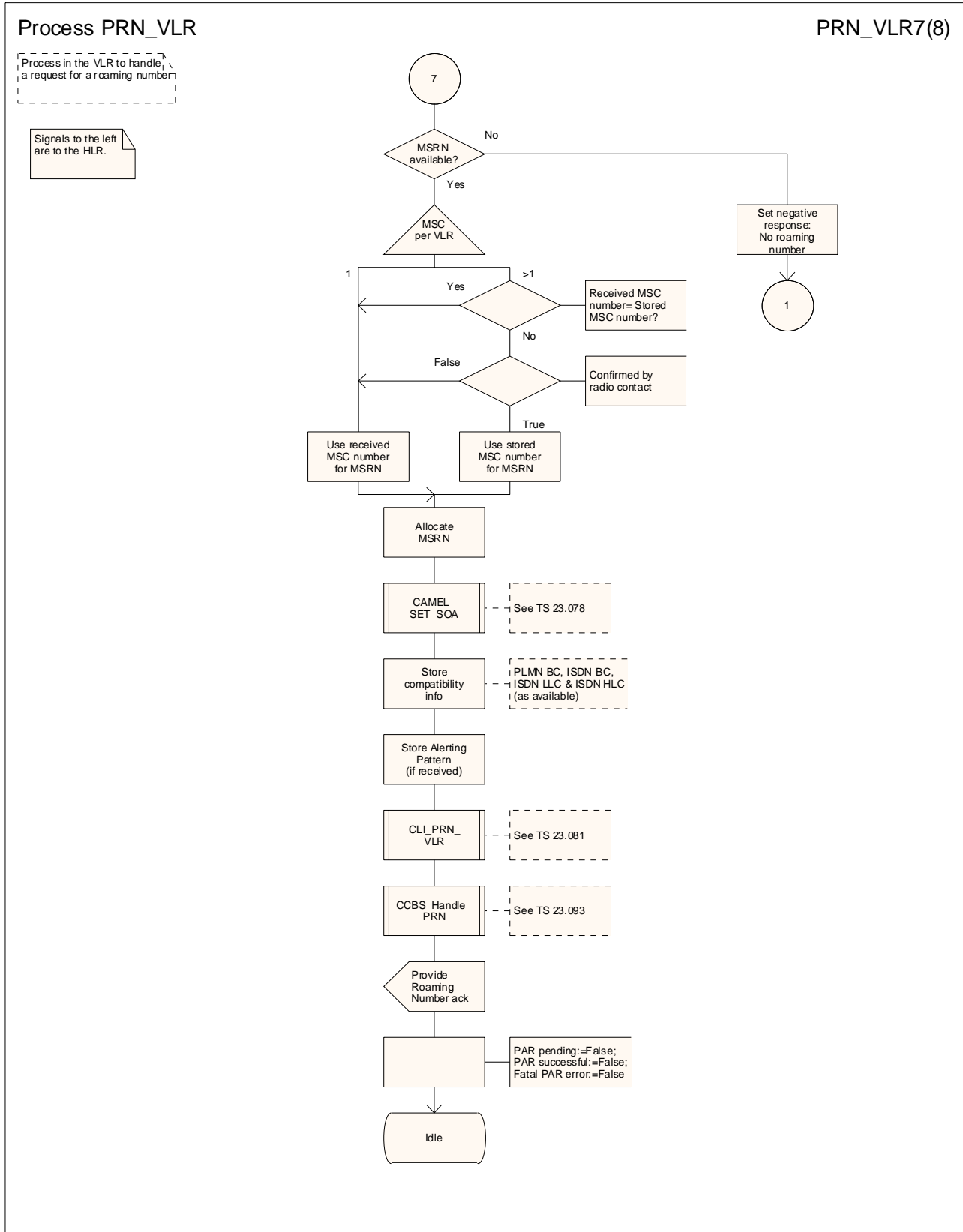


Figure 54g: Process PRN\_VLR (sheet 7)

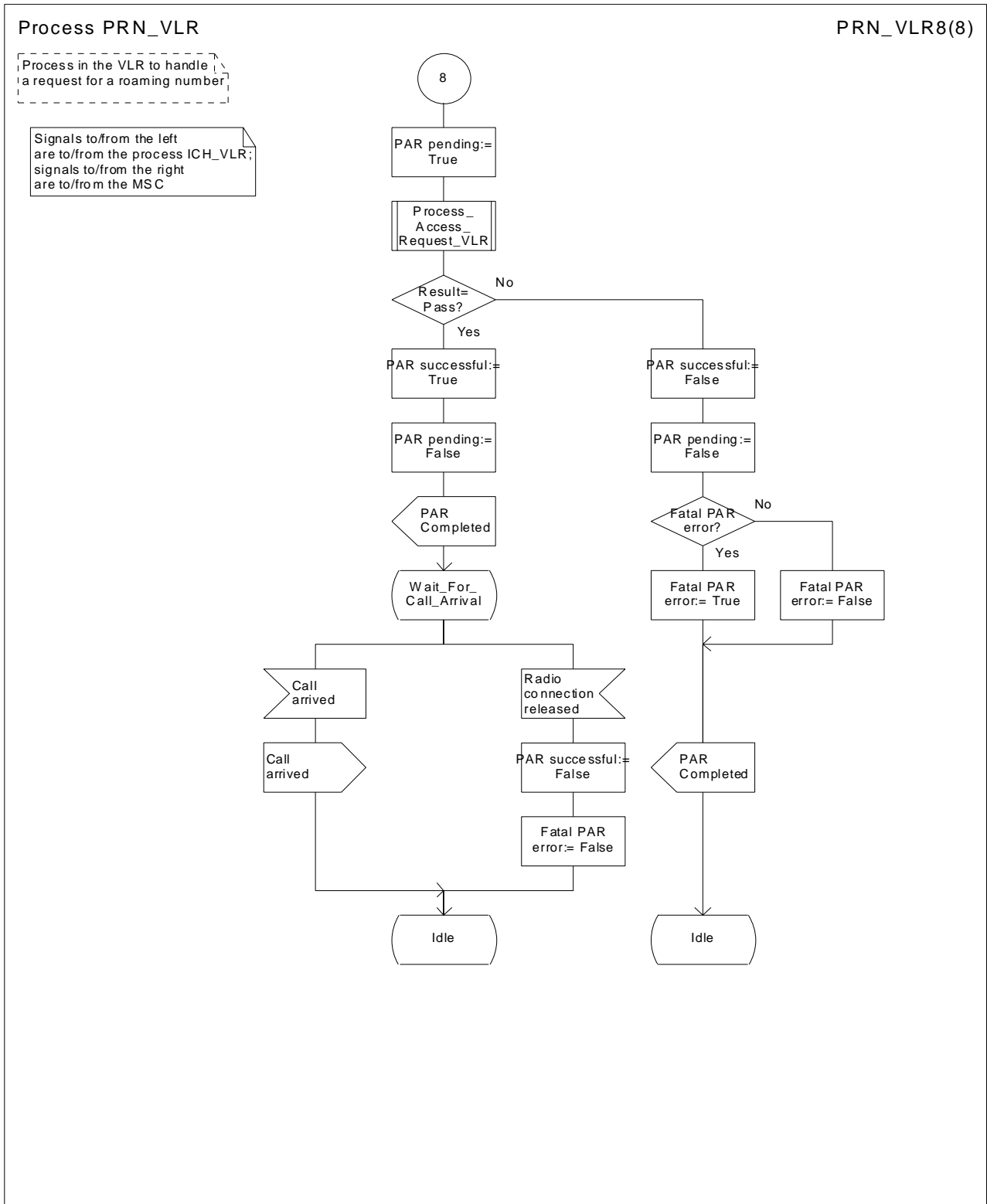


Figure 54h: Process PRN\_VLR (sheet 8)

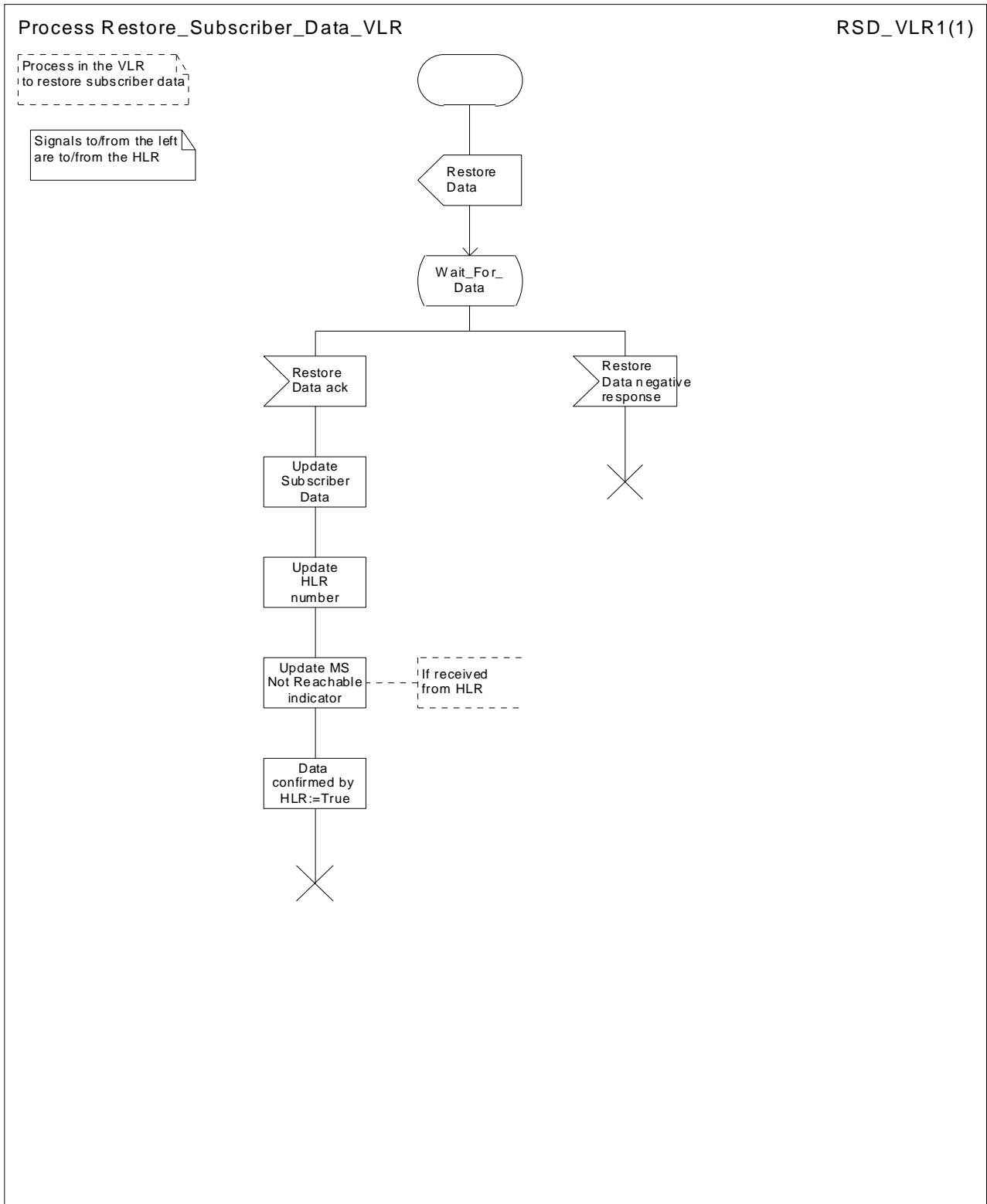


Figure 56: Process Restore\_Subscriber\_Data\_VLR



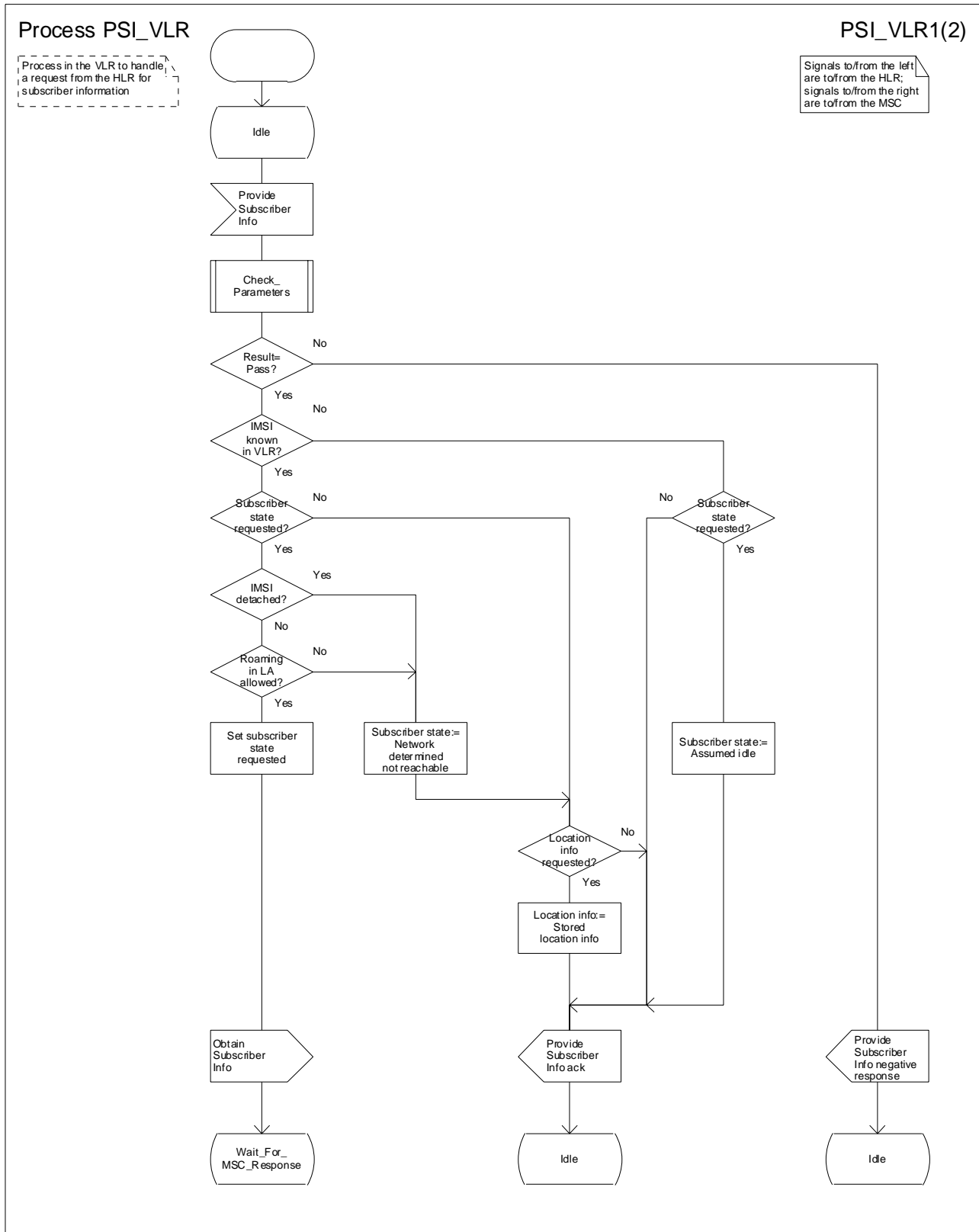


Figure 57a: Process PSI\_VLR (sheet 1)

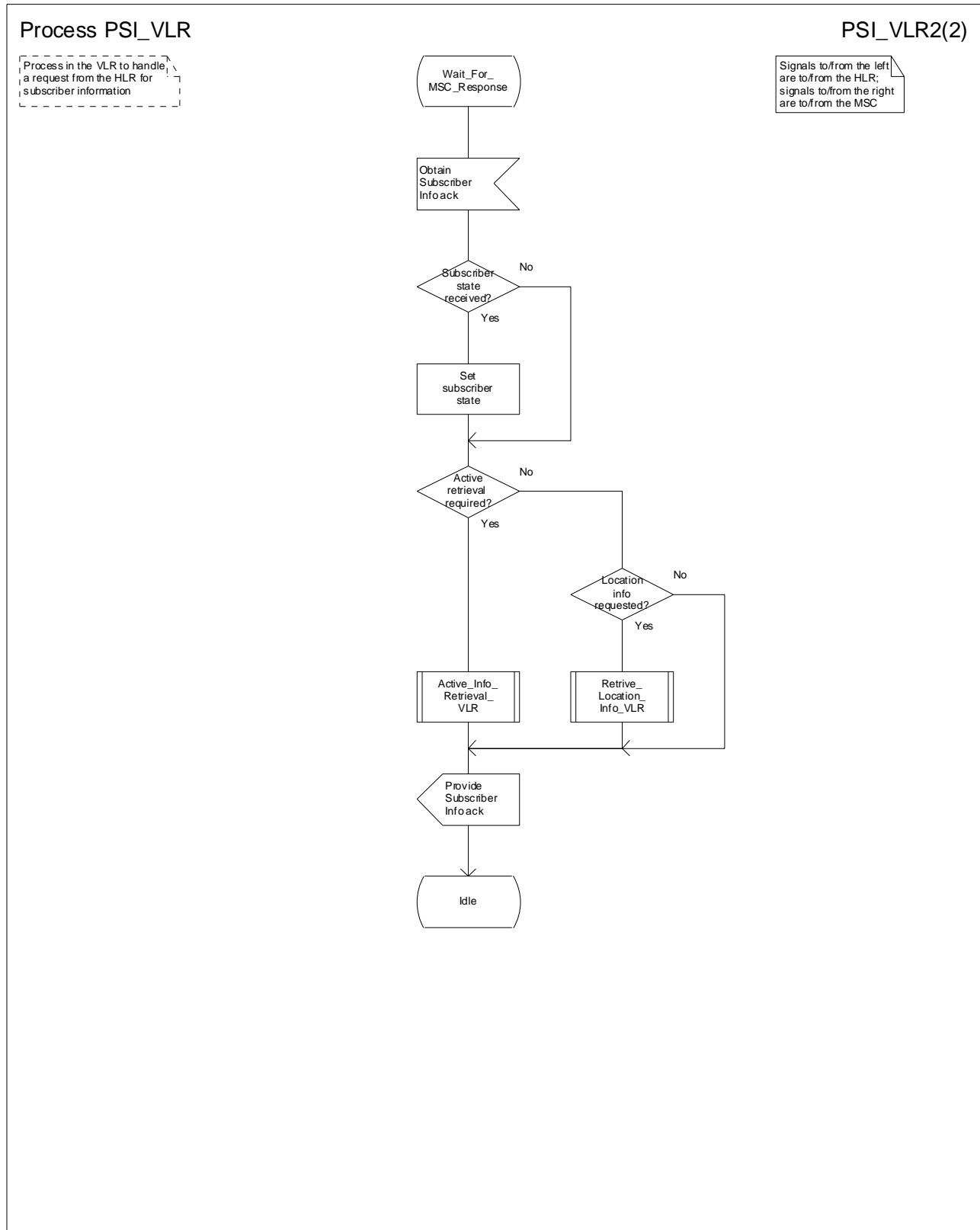


Figure 57b: Process PSI\_VLR (sheet 2)

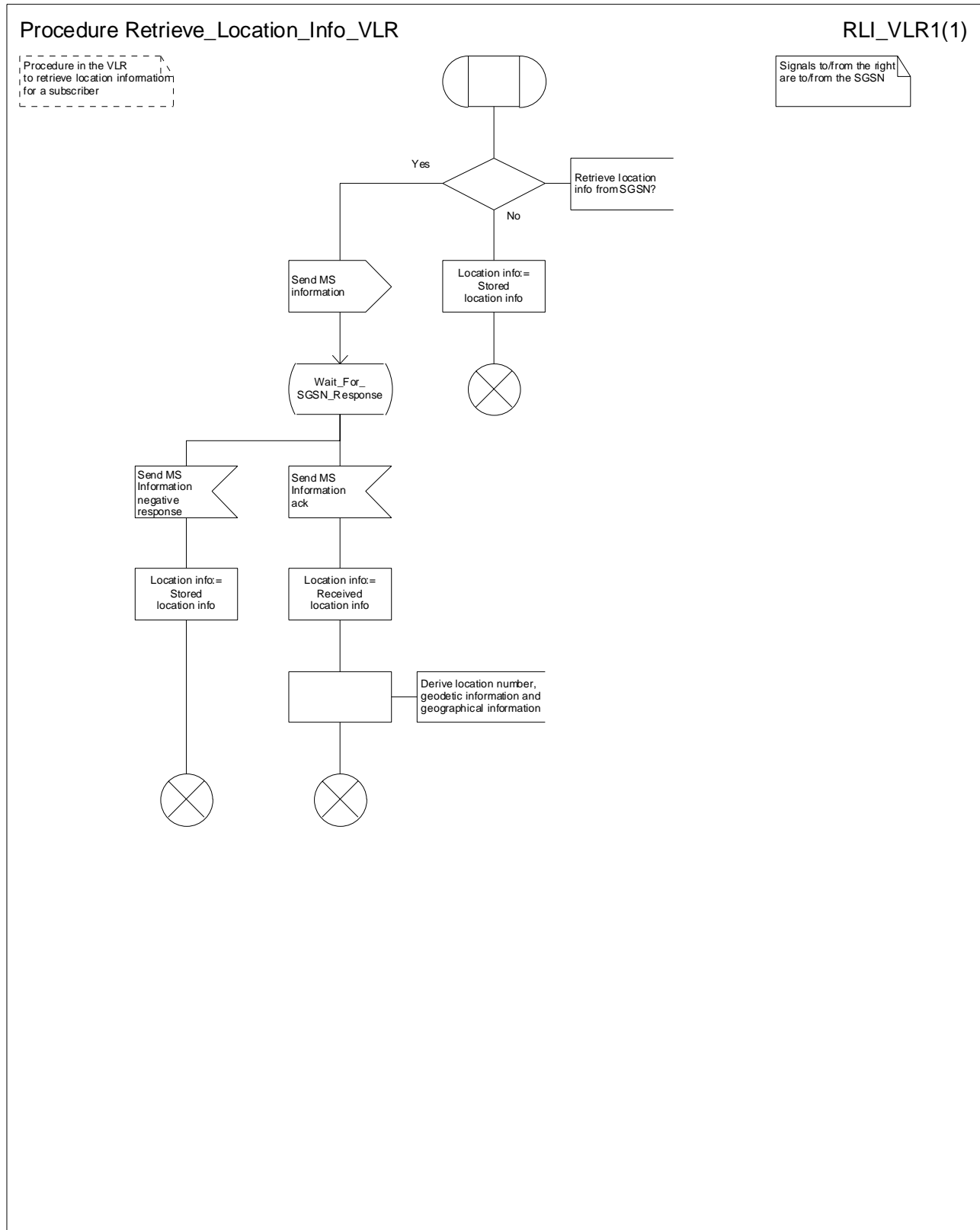


Figure 58: Procedure Retrieve\_Location\_Info\_VLR

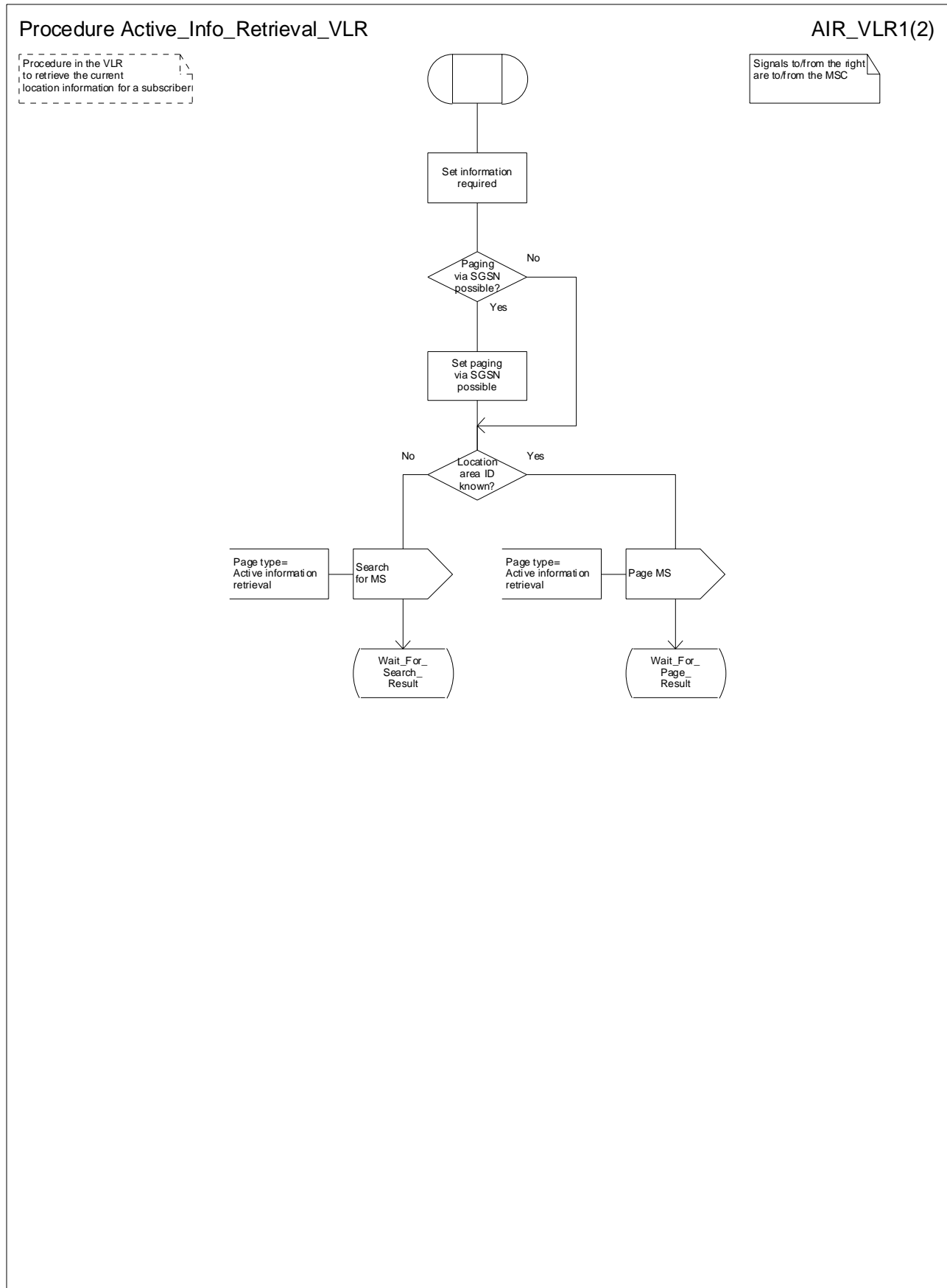


Figure 59a: Procedure Active\_Info\_Retrieval\_VLR

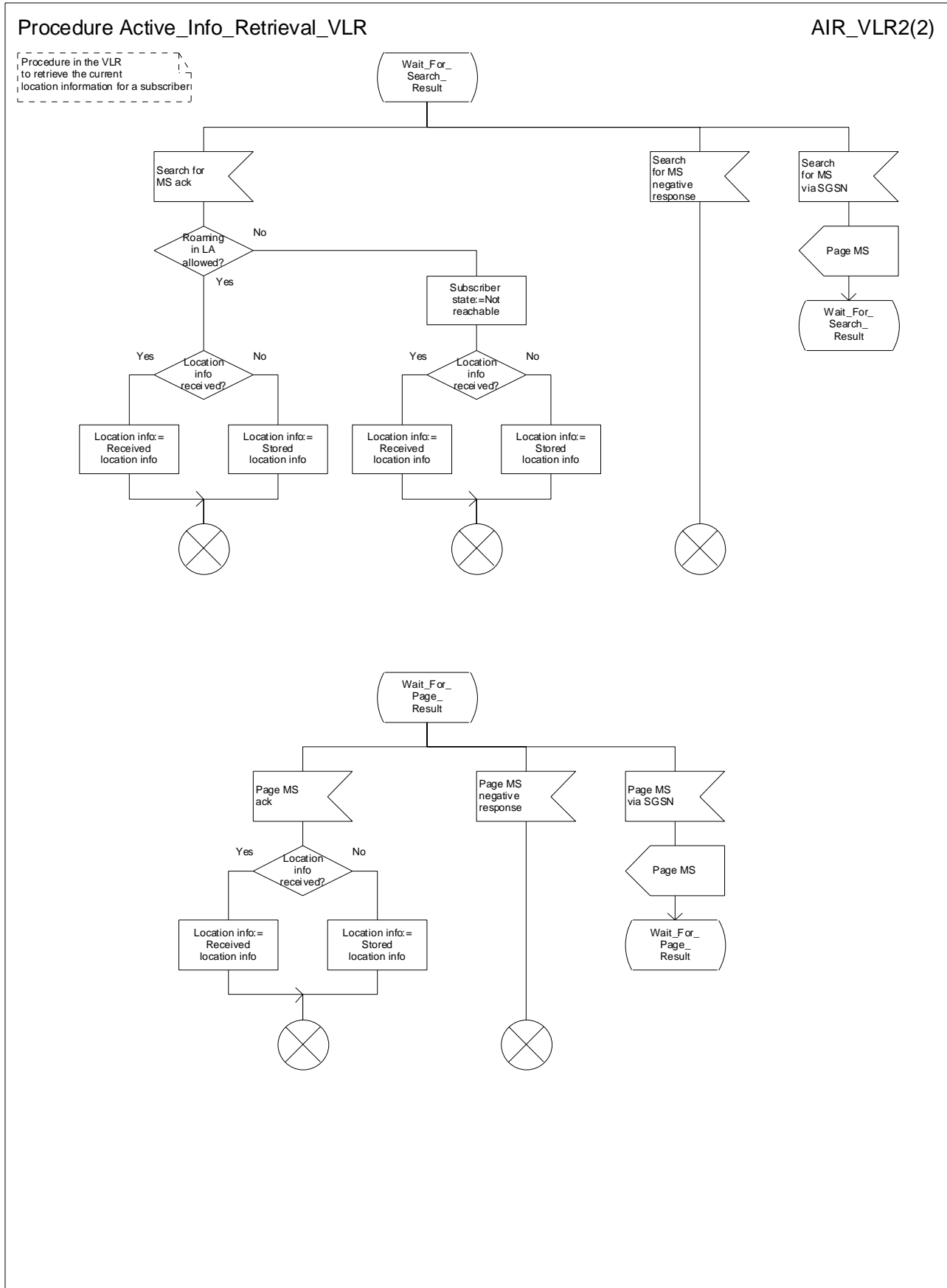


Figure 59b: Procedure Active\_Info\_Retrieval\_VLR (sheet 2)

## 7.2.4 Functional requirements of MSC

### 7.2.4.1 Process Prepage\_MSC

#### 7.2.4.2 Procedure Prepaging\_Page\_MS\_MSC

The test "MS connection exists" takes the "Yes" exit if there is a radio connection established between the MS and the network.

The test "MS busy" takes the "Yes" exit if the MS is engaged on a circuit-switched call.

The signal input "MS connection established" indicates that the MS has responded to paging, or sent a CM service request for anything other than a circuit-switched call, or completed the location registration procedure.

#### 7.2.4.3 Prepaging\_Search\_For\_MS\_MSC

The test "MS connection exists" takes the "Yes" exit if there is a radio connection established between the MS and the network.

The test "MS busy" takes the "Yes" exit if the MS is engaged on a circuit-switched call.

The signal input "MS connection established" indicates that the MS has responded to paging, or sent a CM service request for anything other than a circuit-switched call, or completed the location registration procedure.

#### 7.2.4.4 Process OSI\_MSC

If the MS is engaged on a circuit-switched call, the state is busy, otherwise assumed idle.

#### 7.2.4.5 Process RCL\_MSC

This process runs when the MSC receives a Page MS message or a Search for MS message with a Page type indicating Active Info Retrieval.

#### 7.2.4.6 Procedure Active\_Info\_Retrieval\_Page\_MSC

The test "MS connection exists" takes the "Yes" exit if there is a radio connection established between the MS and the network.

The test "GSM Access" takes the "Yes" exit if the MS is using a GSM radio access to communicate with the network.

The test "Report on change of service area?" takes the "Yes" exit if the MSC has performed the Location Reporting Control procedure (see 3GPP TS 25.413 [27]) with the Request Type IE set to "Change of service area".

If the test "Report on change of service area?" takes the "No" exit the MSC shall perform a Location Reporting Control procedure with the Request Type IE set to "Direct".

#### 7.2.4.7 Procedure Active\_Info\_Retrieval\_Search\_MSC

The test "MS connection exists" takes the "Yes" exit if there is a radio connection established between the MS and the network.

The test "GSM Access" takes the "Yes" exit if the MS is using a GSM radio access to communicate with the network.

The test "Report on change of service area?" takes the "Yes" exit if the MSC has performed the Location Reporting Control procedure (see 3GPP TS 25.413 [26]) with the Request Type IE set to "Change of service area".

If the test "Report on change of service area?" takes the "No" exit the MSC shall perform a Location Reporting Control procedure with the Request Type IE set to "Direct".

7.2.4.8 Procedure Retrieve\_IMEI\_If\_Required

If the IMEI is retrieved using an existing connection between the MS and the network (as opposed to a connection which has been set up for active information retrieval), the Release transaction signal is relayed to the MSC process which is supervising the existing connection.

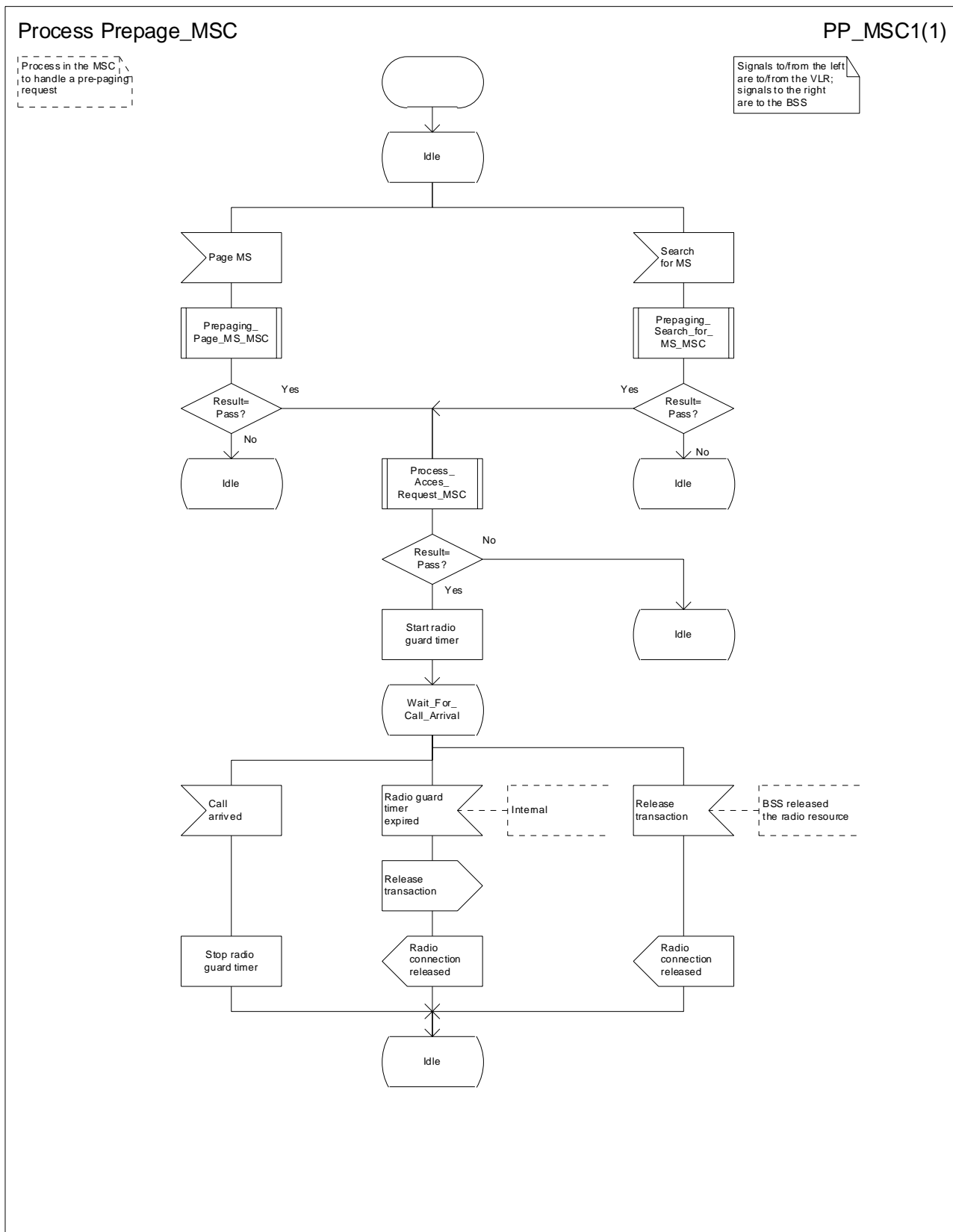


Figure 60: Process Prepage\_MSC

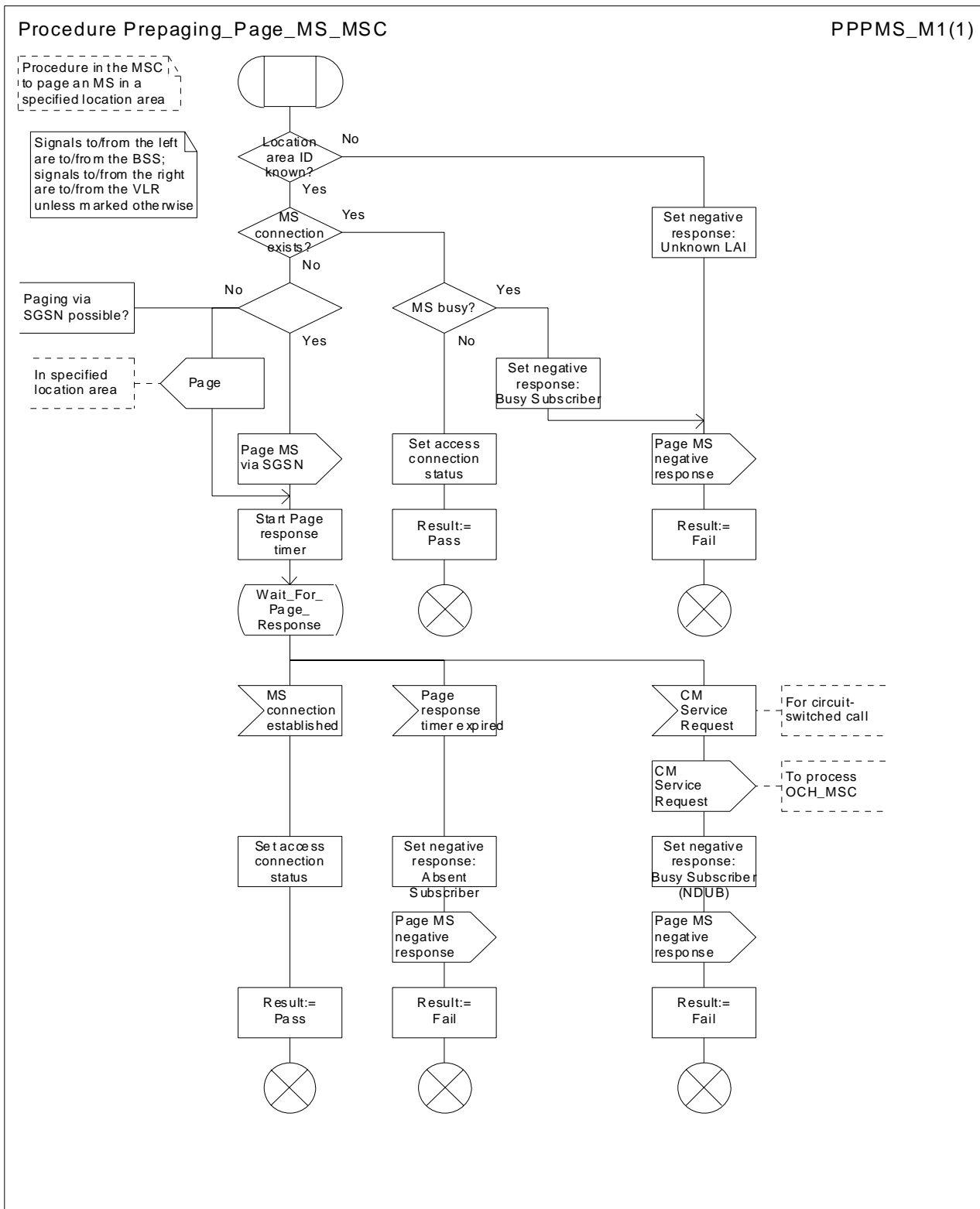


Figure 61: Procedure Prepaging\_Page\_MS\_MSC



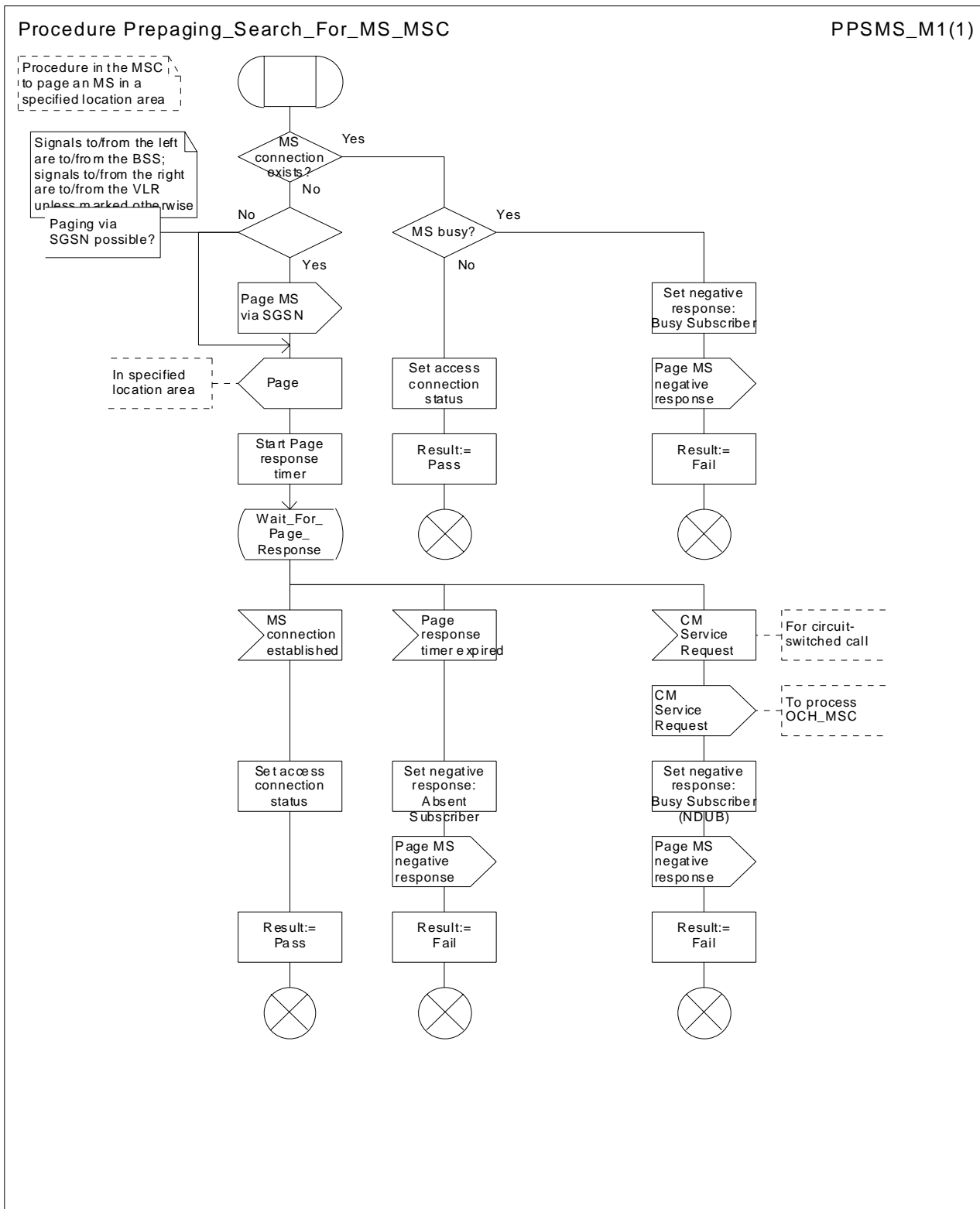


Figure 62: Procedure Prepaging\_Search\_For\_MS\_MSC

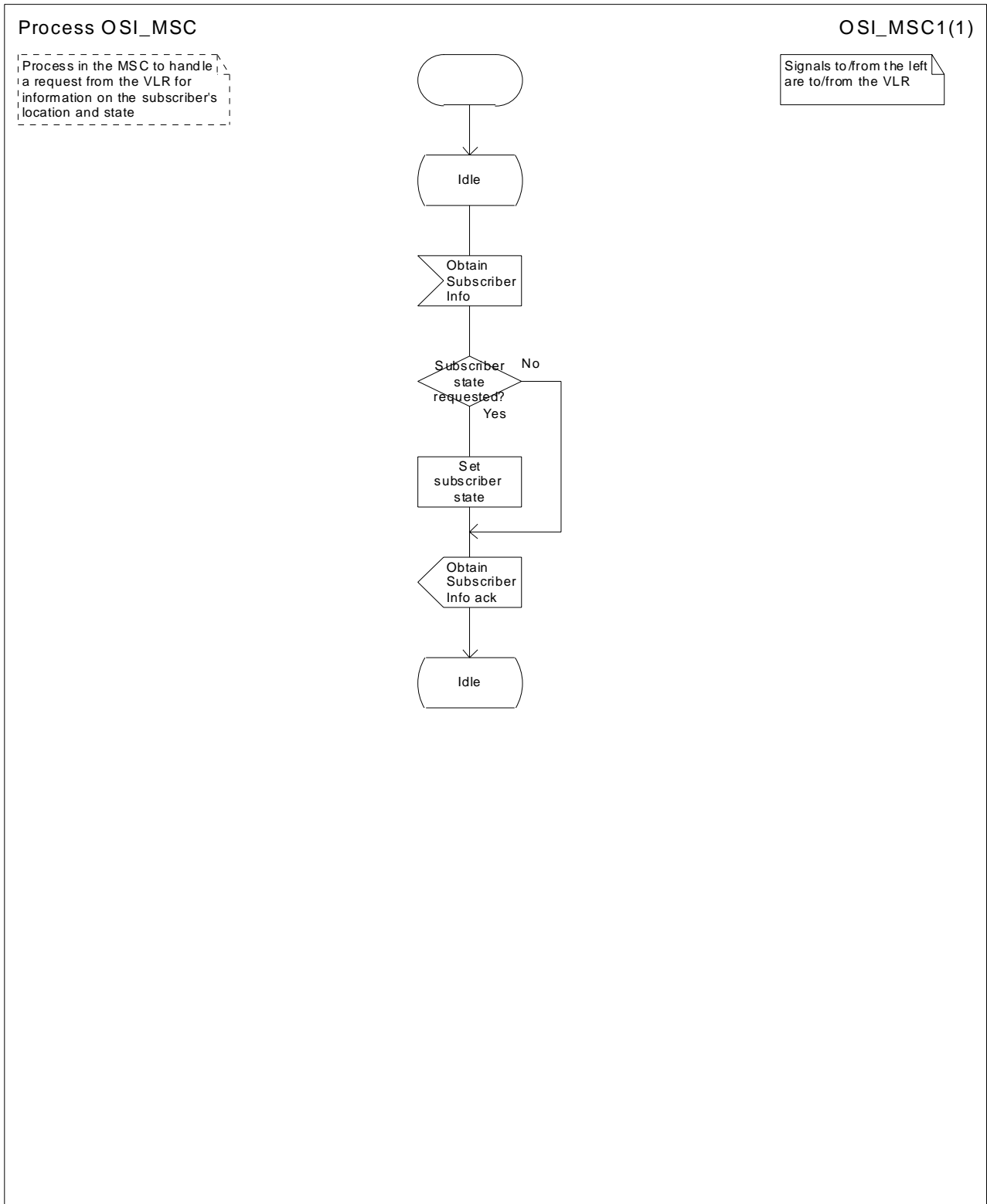


Figure 63: Process OSI\_MSC

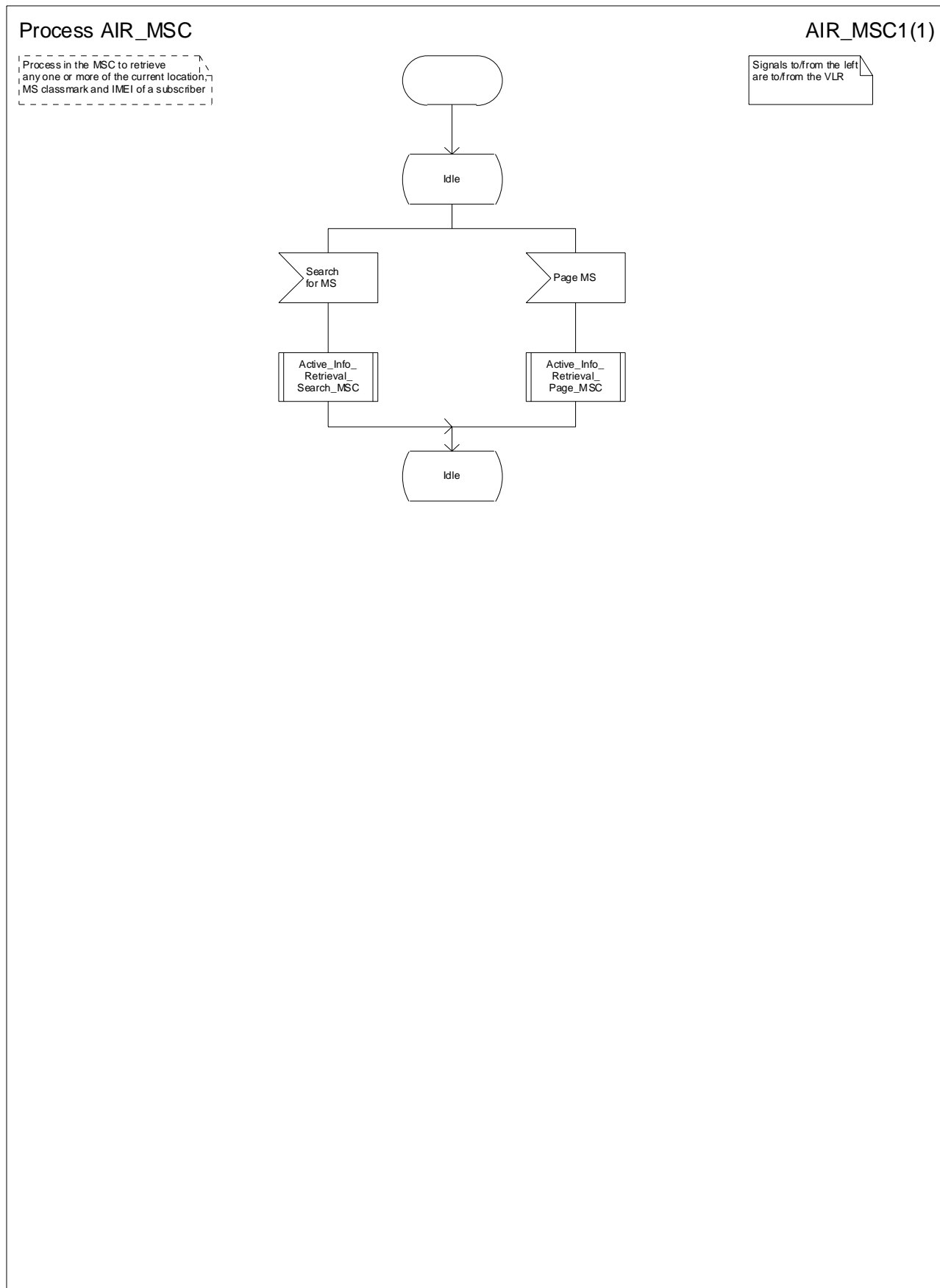


Figure 64: Process AIR\_MSC

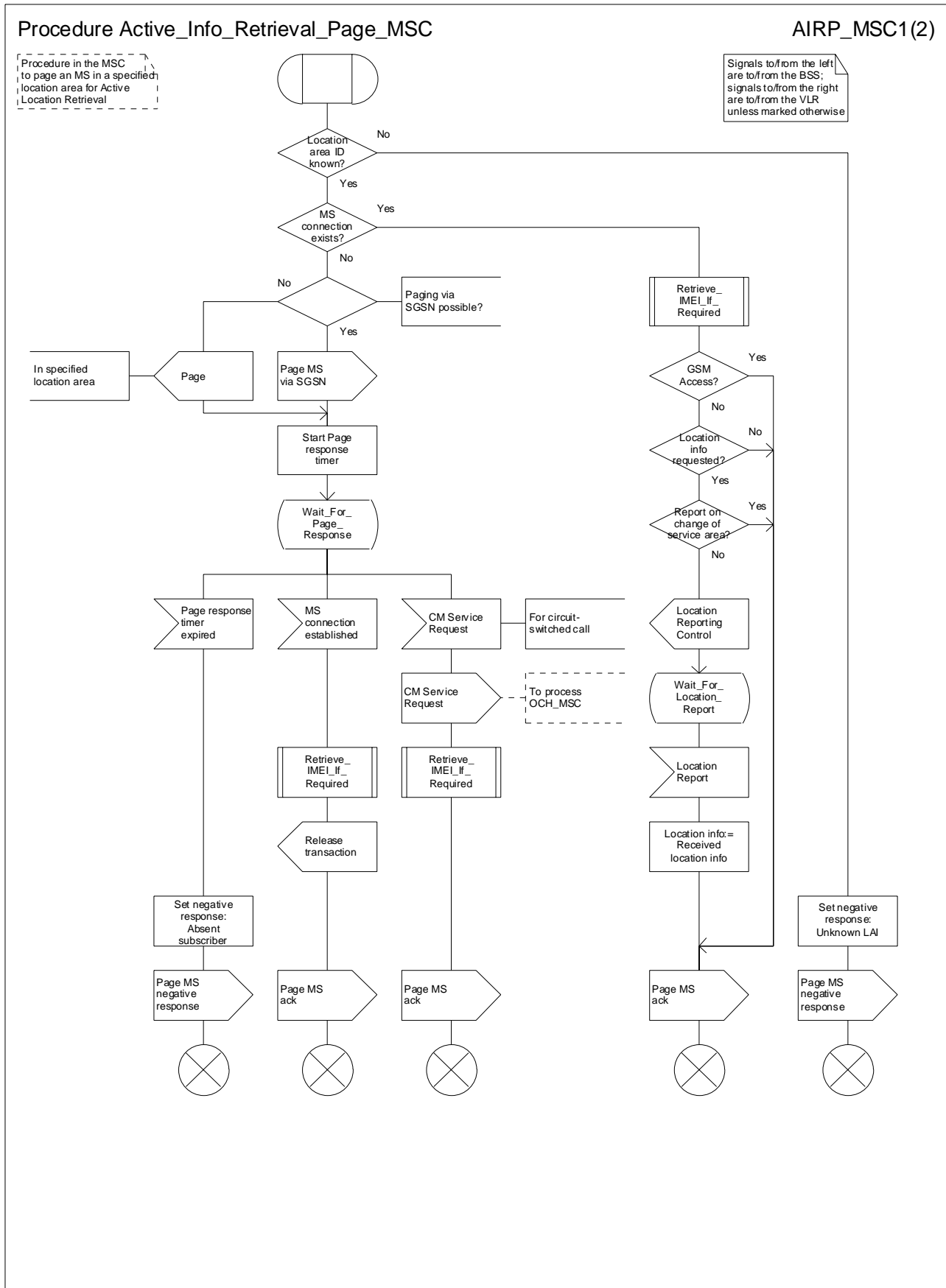


Figure 65: Procedure Active\_Info\_Retrieval\_Page\_MSC

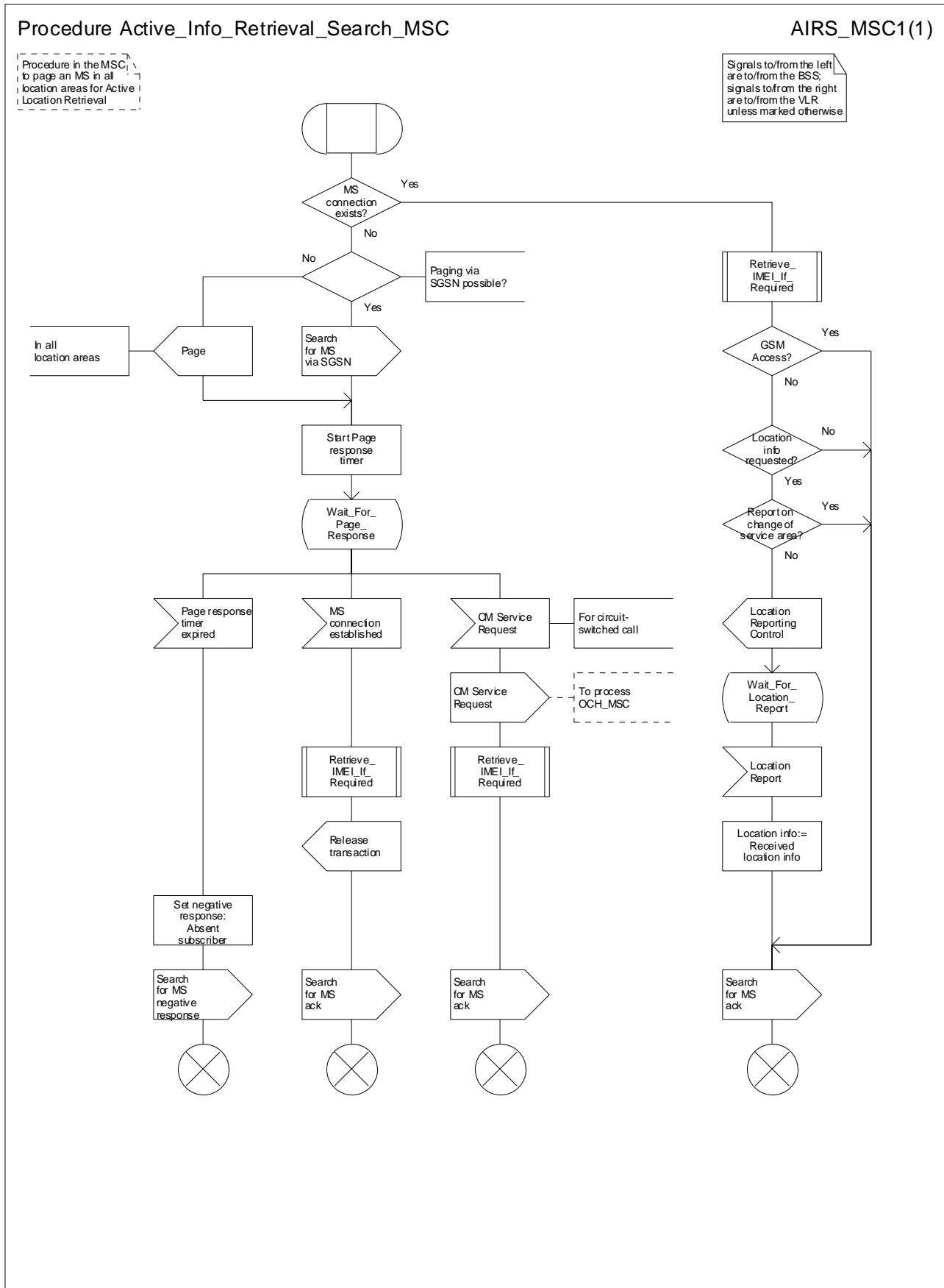


Figure 66: Procedure Active\_Info\_Retrieval\_Search\_MSC

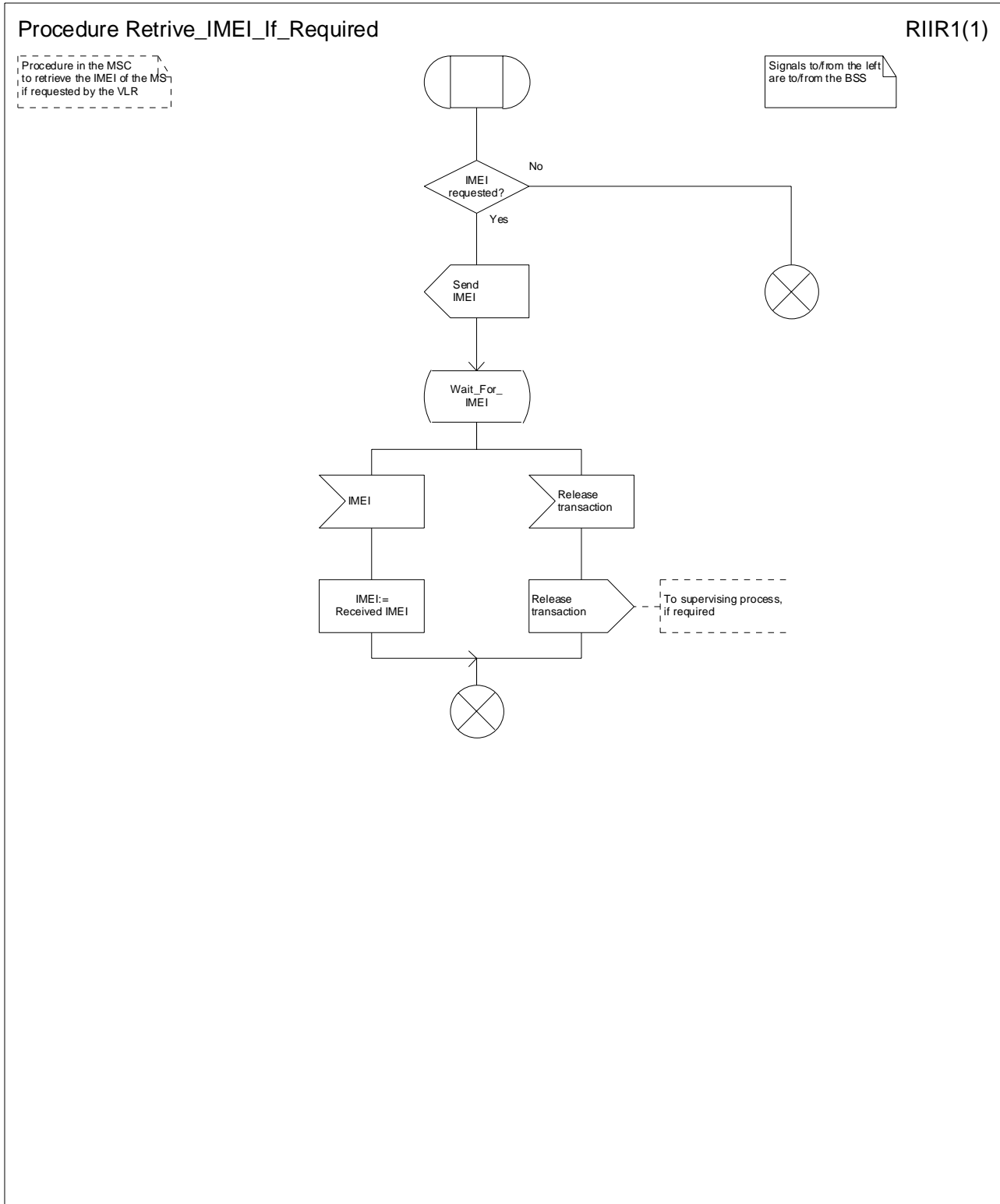


Figure 66bis: Procedure Retrieve\_IMEI\_If\_Required

## 7.3 MT call

### 7.3.1 Functional requirements of serving MSC

#### 7.3.1.1 Process ICH\_MSC

Sheet 1: the rules for converting the ISDN BC/LLC/HLC to a bearer service or teleservice are specified in 3GPP TS 29.007 [30].

Sheet 1: the task "Store UUS information (if received)" is executed only if the VMSC supports UUS.

Sheet 1: the variables TCH allocated, ACM sent, Answer sent and Network connect sent are global data, accessible to the procedures Establish\_Terminating\_TCH\_If\_Required, Send\_ACM\_If\_Required, Send\_Answer\_If\_Required and Send\_Network\_Connect\_If\_Required.

Sheet 1: the variables UUS result sent, UUS1 implicit active, UUS1 explicit active, UUS2 active, UUS3 active and UUS CF interaction are specific to UUS. They are accessible to all UUS specific procedures.

Sheet 1: the handling starting with the input signal "Continue CAMEL handling" is specific to CAMEL phase 3 or later. If the VMSC does not support CAMEL phase 3 or later, this signal will not be received from the VLR.

Sheet 1: the procedure CAMEL\_ICH\_MSC\_INIT is specific to CAMEL phase 3 or later; it is specified in 3GPP TS 23.078 [12].

Sheet 1: The variable "On\_Hold" is used only if the VMSC supports Call Hold.

Sheet 1, sheet 4, sheet 9: the process CAMEL\_ICH\_LEG1\_MSC is specific to CAMEL phase 4 or later; it is specified in 3GPP TS 23.078 [12].

Sheet 2: the procedure Process\_Access\_Request\_MSC is specified in subclause 7.1.1.2.

Sheet 2: the signal input Complete Call will be received in the state Wait\_For\_Page\_Request only if the MSC/VLR supports pre-paging.

Sheet 2, sheet 3: the suggested mapping from values of the Send Info For Incoming Call negative response information element to values of the ISUP release cause (see ITU-T Recommendation Q.850 [37]) is shown in table 2. The mapping used is a matter for the network operator, depending on the telephony signalling system used.

**Table 2: Suggested mapping of Send Info For Incoming Call (SIFIC) negative responses to ISUP release causes**

SIFIC negative response	ISUP release cause number	ISUP release cause name
Absent subscriber	20	Subscriber absent
Busy subscriber	17	User busy
CUG reject (Called party SS interaction violation)	21	Call rejected
Forwarding violation	21	Call rejected
Impossible call completion	111	Protocol error, unspecified
No subscriber reply	19	No answer from user (user alerted)
System failure	111	Protocol error, unspecified
Unallocated roaming number	111	Protocol error, unspecified

Sheet 2, sheet 3, sheet 6, sheet 8, sheet 10, sheet 12: the procedure CAMEL\_MT\_GMSC\_DISC4 is called if the VMSC supports CAMEL phase 3 or later; it is specified in 3GPP TS 23.078 [12]. If the VMSC does not support CAMEL phase 3 or later, processing continues from the "No" exit of the test "Result=Reconnect?".

Sheet 2, sheet 5, sheet 8, sheet 10, sheet 11, sheet 12: the procedure CAMEL\_MT\_GMSC\_DISC6 is called if the VMSC supports CAMEL phase 3 or later; it is specified in 3GPP TS 23.078 [12].

Sheet 3: the procedure CAMEL\_MT\_GMSC\_DISC5 is called if the VMSC supports CAMEL phase 3 or later; it is specified in 3GPP TS 23.078 [12]. If the VMSC does not support CAMEL phase 3 or later, processing continues from the "No" exit of the test "Result=Reconnect?".

Sheet 3: the procedure CD\_Reject is specific to Call Deflection; it is specified in 3GPP TS 23.072 [11].

Sheet 3: the procedure Process\_Call\_Waiting is specific to Call Waiting; it is specified in 3GPP TS 23.083 [16].

Sheet 3: the task "Store CW treatment indicator for this call if received in SII2" is executed only if the VMSC supports CAMEL phase 3 or later.

Sheet 3: if the VMSC does not support CAMEL phase 3 or later, the procedure Complete\_Call\_In\_MSC and the procedure Process\_Call\_Waiting will not return a "Reconnect" result.

Sheet 3: the processing in the branch starting with the input signal "Process Call Waiting" is specific to Call Wait. If the VMSC does not support Call Waiting, this signal will not be received from the VLR.

Sheet 3, sheet 10: the procedure CCBS\_Set\_Diagnostic\_For\_Release is specific to CCBS; it is specified in 3GPP TS 23.093 [23].

Sheet 3, sheet 5, sheet 6, sheet 11, sheet 12, sheet 13: the procedure CCBS\_Check\_Last\_Call is specific to CCBS; it is specified in 3GPP TS 23.093 [23].

Sheet 3: the procedure UUS\_ICH\_Check\_Support is specific to UUS; it is specified in 3GPP TS 23.087 [20].

Sheet 4: the procedure CAMEL\_ICH\_LEG2\_MSC is specific to CAMEL phase 4 or later; it is specified in 3GPP TS 23.078 [12].

Sheet 9: the procedure CAMEL\_ICH\_LEG2\_CF\_MSC is specific to CAMEL phase 4 or later; it is specified in 3GPP TS 23.078 [12].

Sheet 5: the procedure CAMEL\_Check\_ORLCF\_VMSC is specific to CAMEL phase 2 or later; it is specified in 3GPP TS 23.078 [12].

- If the VLR does not support CAMEL or no CAMEL information is available for the subscriber, then ORLCF may take place ('ORLCF' result from CAMEL\_Check\_ORLCF\_VMSC).
- If CAMEL information is available for the subscriber and the GMSC supports the required CAMEL phase, then ORLCF may take place. The Resume Call Handling request shall include the relevant CAMEL information ('ORLCF' result from CAMEL\_Check\_ORLCF\_VMSC).
- If CAMEL information is available for the subscriber but the GMSC does not support the required CAMEL phase, then ORLCF shall not take place ('VMSCCF' result from CAMEL\_Check\_ORLCF\_VMSC).

Sheet 5: the procedure Handle\_ORLCF\_VMSC is specific to Support of Optimal Routing. It is specified in 3GPP TS 23.079 [13]. If the VMSC does not support Optimal Routing, processing continues from the "Continue" exit of the test "Result?".

Sheet 5, sheet 6, sheet 11: the procedures CD\_Failure and CD\_Success are specific to Call Deflection; they are specified in 3GPP TS 23.072 [11].

Sheet 6: the procedure CAMEL\_MT\_VMSC\_Notify\_CF is specific to CAMEL phase 3 or later; it is specified in 3GPP TS 23.078 [12].

Sheet 6: If the VMSC does not support CAMEL phase 3 or later, processing starts with the possible call of the procedure CCBS\_Check\_Last\_Call.

Sheet 6: The task "set redirection information" includes the mapping of the MSISDN parameter received in the Send Info For Incoming Call ack message to the redirecting number of the IAM message and the setting of the presentation indicator of the redirecting number of the IAM message according to the value of the Redirecting presentation parameter received in the Send Info For Incoming Call ack message.

Sheet 6: it is an operator option whether to send an Address Complete message if the VLR returns forwarding information. If the VMSC sends an Address Complete message, it shall include the called party's status field of the Backward call indicator set to "no indication".

Sheet 6, sheet 8: the procedure Send\_ACM\_If\_Required is specified in subclause 7.2.1.3.

Sheet 6: the procedure Activate\_CF\_Process is specified in subclause 7.2.1.7.



Sheet 6: the procedure UUS\_ICH\_Set\_Info\_In\_IAM is specific to UUS, it is specified in 3GPP TS 23.087 [20].

Sheet 6: the called party address sent in the IAM to the process MT\_CF\_MSC is the Forwarded-to number received in the Perform Call Forwarding ack.

Sheet 6: the procedure CAMEL\_Store\_Destination\_Address is specific to CAMEL phase 3 or later; it is specified in 3GPP TS 23.078 [12].

Sheet 7: The processing on this sheet is specific to CAMEL phase 3 or later. If the VMSC does not support CAMEL phase 3 or later, the input signal Int\_Release Call will not be received.

Sheet 8: the procedure CAMEL\_MT\_GMSC\_ANSWER is called if the VMSC supports CAMEL phase 3 or later; it is specified in 3GPP TS 23.078 [12]. If the VMSC does not support CAMEL phase 3 or later, processing continues from the "Pass" exit of the test "Result?".

Sheet 8: the procedure Handle\_COLP\_Forwarding\_Interaction\_MSC is specified in subclause 7.2.1.6.

Sheet 8: the procedure Send\_Answer\_If\_Required is specified in subclause 7.2.1.4.

Sheet 8: the procedure Send\_Network\_Connect\_If\_Required is specified in subclause 7.2.1.5.

Sheet 8: the procedure CAMEL\_MT\_MSC\_ALERTING is specific to CAMEL phase 4 or later; it is specified in 3GPP TS 23.078 [12]. If the VMSC does not support CAMEL phase 4 or later, processing continues from the "Pass" exit of the test "Result?".

Sheet 10: the procedure CCBS\_MT\_MSC\_Check\_Forwarding is specific to CCBS; it is specified in 3GPP TS 23.093 [23].

Sheet 11: the processing on this sheet is specific to CAMEL phase 3 or later. If the VMSC does not support CAMEL phase 3 or later, the input signal Send Info For MT Reconnected Call ack will not be received.

Sheet 11: the procedure Handle\_ORLCF\_VMSC is specific to OR; it is specified in 3GPP TS 23.079 [13]. If the VMSC does not support OR, processing continues from the "No" exit of the test "Result = Forwarding Failed?".

Sheet 13, sheet 14: the procedure CAMEL\_MT\_GMSC\_DISC1 is called if the VMSC supports CAMEL phase 3 or later; it is specified in 3GPP TS 23.078 [12].

Sheet 13, sheet 14: the procedure CAMEL\_MT\_GMSC\_DISC2 is called if the VMSC supports CAMEL phase 3 or later; it is specified in 3GPP TS 23.078 [12]. If the VMSC does not support CAMEL phase 3 or later, processing continues from the "No" exit of the test "Result=Reconnect?".

Sheet 13: the procedure UUS\_MSC\_Check\_UUS1\_UUI is specific to UUS; it is specified in 3GPP TS 23.087 [20].

Sheet 14: after the VMSC has sent an IAM to the process MT\_CF\_MSC, it acts as a transparent relay for messages received from the GMSC and the process MT\_CF\_MSC. Any message other than Address Complete, Connect, Answer or Release causes no change of state in the process ICH\_MSC.

Sheet 15: The processing on this sheet is specific to CAMEL phase 3 or later. If the VMSC does not support CAMEL phase 3 or later, the input signal Int\_Release Call will not be received.

Sheet 16: the procedure Process\_Hold\_Request is specific to Call Hold; it is specified in 3GPP TS 23.083[16].

Sheet 16: the procedure Process\_Retrieve\_request is specific to Call\_Hold; it is specified in 3GPP TS 23.083[16].

### 7.3.1.2 Procedure Page\_MS\_MSC

Sheet 1: the test "MS connection exists" takes the "Yes" exit if there is a radio connection established between the MS and the network.

Sheet 1: for an SMS or SS page, the test "Call still exists" takes the "Yes" exit if the SMS or SS transaction which led to the page still exists.

Sheet 1: the test "SMS or SS page" is not required for the handling of circuit-switched calls, because the VLR will always use a page type of "circuit-switched call", but the more generalized procedure Page\_MS\_MSC is equally applicable to paging for SMS delivery or network-initiated SS procedures.

Sheet 2: the procedure Check\_MT\_Multicall\_MSC is specific to Multicall; it is specified in 3GPP TS 23.135 [25]. If the VMSC does not support Multicall, processing continues from the "Yes" exit of the test "Result=Not provisioned?".

Sheet 2: the test "Call in set-up" takes the "Yes" exit if the call on which the MS is engaged has not reached the established phase (called party answer).

Sheet 2: the test "Call waiting" takes the "Yes" exit if a waiting call has been offered to the subscriber but the outcome of offering the call has not been determined.

Sheet 2: if there is one established call, the negative response Busy Subscriber (More calls possible) includes the basic service which applies for the established call. If there are two or more established calls (the Multicall case), the negative response Busy Subscriber (More calls possible) includes the basic service list which applies for the established calls (See 3GPP TS 23.135 [25]).

Sheet 3: the signal input "MS connection established" indicates that the MS has responded to paging, or sent a CM service request for anything other than a circuit-switched call, or completed the location registration procedure.

### 7.3.1.3 Procedure Search\_For\_MS\_MSC

Sheet 1: the test "MS connection exists" takes the "Yes" exit if there is a radio connection established between the MS and the network.

Sheet 1: for an SMS or SS page, the test "Call still exists" takes the "Yes" exit if the SMS or SS transaction which led to the page still exists.

Sheet 1: the test "SMS or SS page" is not required for the handling of circuit-switched calls, because the VLR will always use a page type of "circuit-switched call", but the more generalized procedure Search\_For\_MS\_MSC is equally applicable to paging for SMS delivery or network-initiated SS procedures.

Sheet 2: the procedure Check\_MT\_Multicall\_MSC is specific to Multicall; it is specified in 3GPP TS 23.135 [25]. If the VMSC does not support Multicall, processing continues from the "Yes" exit of the test "Result=Not provisioned?".

Sheet 2: the test "Call in set-up" takes the "Yes" exit if the call on which the MS is engaged has not reached the established phase (called party answer).

Sheet 2: the test "Call waiting" takes the "Yes" exit if a waiting call has been offered to the subscriber but the outcome of offering the call has not been determined.

Sheet 2: if there is one established call, the negative response Busy Subscriber (More calls possible) includes the basic service which applies for the established call. If there are two or more established calls (the Multicall case), the negative response Busy Subscriber (More calls possible) includes the basic service list which applies for the established calls (See 3GPP TS 23.135 [25]).

Sheet 3: the signal input "MS connection established" indicates that the MS has responded to paging, or sent a CM service request for anything other than a circuit-switched call, or completed the location registration procedure.

### 7.3.1.4 Procedure Complete\_Call\_In\_MSC

Sheet 1: the procedure Set\_CLIP\_Info\_MSC is specific to CLIP.

Sheet 1: the VMSC derives the PLMN bearer capability required for the call according to the rules defined in 3GPP TS 29.007 [30].

Sheet 1, sheet 2: the VMSC and the MS may negotiate the bearer capability to be used for the call by the exchange of information in the Set-up and Call Confirmed messages.

Sheet 1: the procedure UUS\_ICH\_UUS1\_Implicit\_Active is specific to UUS, it is specified in 3GPP TS 23.087 [20].

Sheet 1: the procedure CCBS\_Report\_Not\_Idle is specific to CCBS; it is specified in 3GPP TS 23.093 [23].

Sheet 2: the procedure Establish\_Terminating\_TCH\_Multicall is specific to Multicall; it is specified in 3GPP TS 23.135 [25].

Sheet 2: the test "Result=Rejected?" can take the "Yes" exit only if the procedure Establish\_Terminating\_TCH\_Multicall was called.

Sheet 2, sheet 3, sheet 4, sheet 5, sheet 6, sheet 7: the procedure CAMEL\_MT\_GMSC\_DISC4 is called if the VMSC supports CAMEL phase 3 or later; it is specified in 3GPP TS 23.078 [12]. If the VMSC does not support CAMEL phase 3 or later, processing continues from the "No" exit of the test "Result=Reconnect?".

Sheet 2, sheet 3, sheet 6, sheet 9, sheet 10: the procedure CAMEL\_MT\_GMSC\_DISC6 is called if the VMSC supports CAMEL phase 3 or later; it is specified in 3GPP TS 23.078 [12].

Sheet 2, sheet 5, sheet 9: the procedure CCBS\_ICH\_MSC\_Report\_Failure is specific to CCBS; it is specified in 3GPP TS 23.093 [23].

Sheet 3, sheet 5: the procedure CCBS\_ICH\_MSC\_Report\_Success is specific to CCBS; it is specified in 3GPP TS 23.093 [23].

Sheet 3: the procedure CAMEL\_Start\_TNRy is called if the VMSC supports CAMEL phase 3 or later; it is specified in 3GPP TS 23.078 [12].

Sheet 3: the procedure CAMEL\_MT\_MSC\_ALERTING is specific to CAMEL phase 4 or later; it is specified in 3GPP TS 23.078 [12]. If the VMSC does not support CAMEL phase 4 or later, processing continues from the "Pass" exit of the test "Result?".

Sheet 3, sheet 6: the procedure UUS\_ICH\_Check\_Support is specific to UUS, it is specified in 3GPP TS 23.087 [20]. If the VMSC does not support UUS, processing continues from the "Yes" exit of the test "Result=Pass?".

Sheet 3: the task "UTU2Cnt:=0" is executed only if the VMSC supports UUS.

Sheet 3: the procedure Send\_ACM\_If\_Required is specified in subclause 7.2.1.3.

Sheet 3, sheet 6: the procedure Establish\_Terminating\_TCH\_Multicall is specific to Multicall; it is specified in 3GPP TS 23.135 [25]. If the VMSC does not support Multicall, processing continues from the "Yes" exit of the test "Result=Pass?".

Sheet 4, sheet 7: the procedure Handle\_AoC\_MT\_MSC is specific to AoC. If the VMSC does not support AoC, processing continues from the "Yes" exit of the test "Result=Pass?".

Sheet 4, sheet 7: the procedure CAMEL\_MT\_GMSC\_ANSWER is called if the VMSC supports CAMEL phase 3 or later; it is specified in 3GPP TS 23.078 [12]. If the VMSC does not support CAMEL phase 3 or later, processing continues from the "Yes" exit of the test "Result=Pass?".

Sheet 4, sheet 7: the procedure Set\_COL\_Presentation\_Indicator\_MSC is specific to COLP.

Sheet 4: the procedure Send\_Network\_Connect\_If\_Required is specified in subclause 7.2.1.5.

Sheet 5, sheet 11: the processing in the branch starting with the input "CD Request" is specific to Call Deflection; if the VMSC does not support Call Deflection the input is discarded.

Sheet 5, sheet 11: the procedure Handling\_CD\_MSC is specific to Call Deflection; it is specified in 3GPP TS 23.072 [11].

Sheet 6: the procedure CAMEL\_Stop\_TNRy is called if the VMSC supports CAMEL phase 3 or later; it is specified in 3GPP TS 23.078 [12].

Sheet 7: the procedure Send\_Answer\_If\_Required is specified in subclause 7.2.1.4.

Sheet 8: the input signal "CAMEL TNRy expired" will be received only if the VMSC supports CAMEL phase 3 or later.

Sheet 8, sheet 11: the procedure UUS\_ICH\_Check\_Forwarding is specific to UUS, it is specified in 3GPP TS 23.087 [20]. If the VMSC does not support UUS, processing continues from the "Yes" exit of the test "Result=Pass?".

Sheet 9, sheet 10: the procedure UUS\_MSC\_Check\_UUS1\_UUI is specific to UUS; it is specified in 3GPP TS 23.087 [20].

Sheet 11: the procedures UUS\_MSC\_Check\_UUS2\_UUI\_to MS and UUS\_MSC\_Check\_UUS2\_UUI\_to NW are specific to UUS, they are specified in 3GPP TS 23.087 [20].

Sheet 11: the procedure CD\_UUS\_Interaction is specific to Call Deflection; it is specified in 3GPP TS 23.072 [11].

7.3.1.5 Void

7.3.1.6 Procedure Set\_CLIP\_Info\_MSC

The originating exchange may release the call or the MS may terminate the transaction with the network by sending a Release transaction message while a response is awaited from the process CLIP\_MAF002. The message is saved for processing after return from the procedure.

7.3.1.7 Void

7.3.1.8 Procedure Establish\_Terminating\_TCH\_If\_Required

The procedure TCH\_Check is specified in subclause 7.1.1.14.

7.3.1.9 Procedure Handle\_AoC\_MT\_MSC

7.3.1.10 Procedure Set\_COL\_Presentation\_Indicator\_MSC

The originating exchange may release the call or the MS may terminate the transaction with the network by sending a Release transaction message while a response is awaited from the process COLP\_MAF041. The message is saved for processing after return from the procedure.

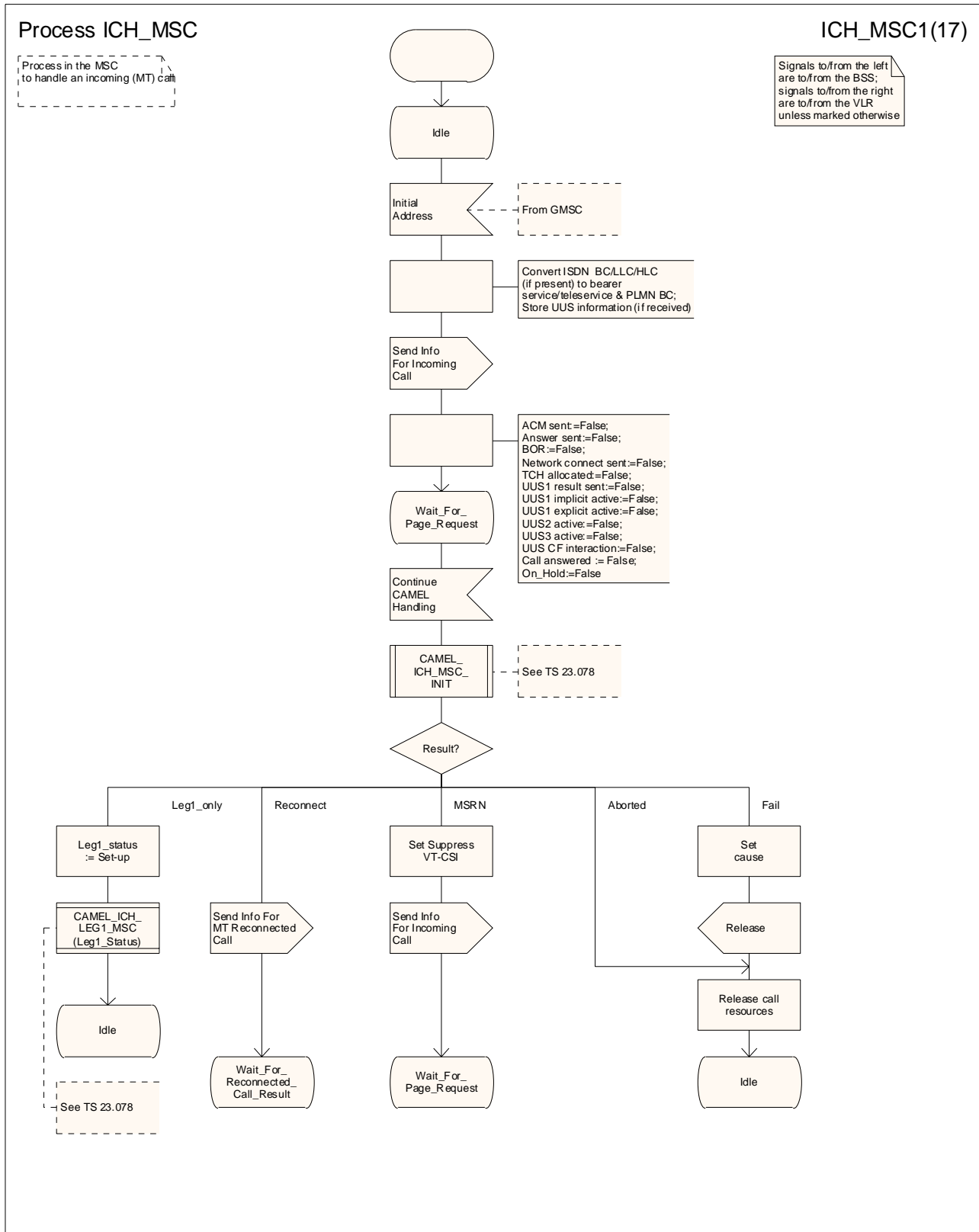


Figure 67a: Process ICH\_MSC (sheet 1)

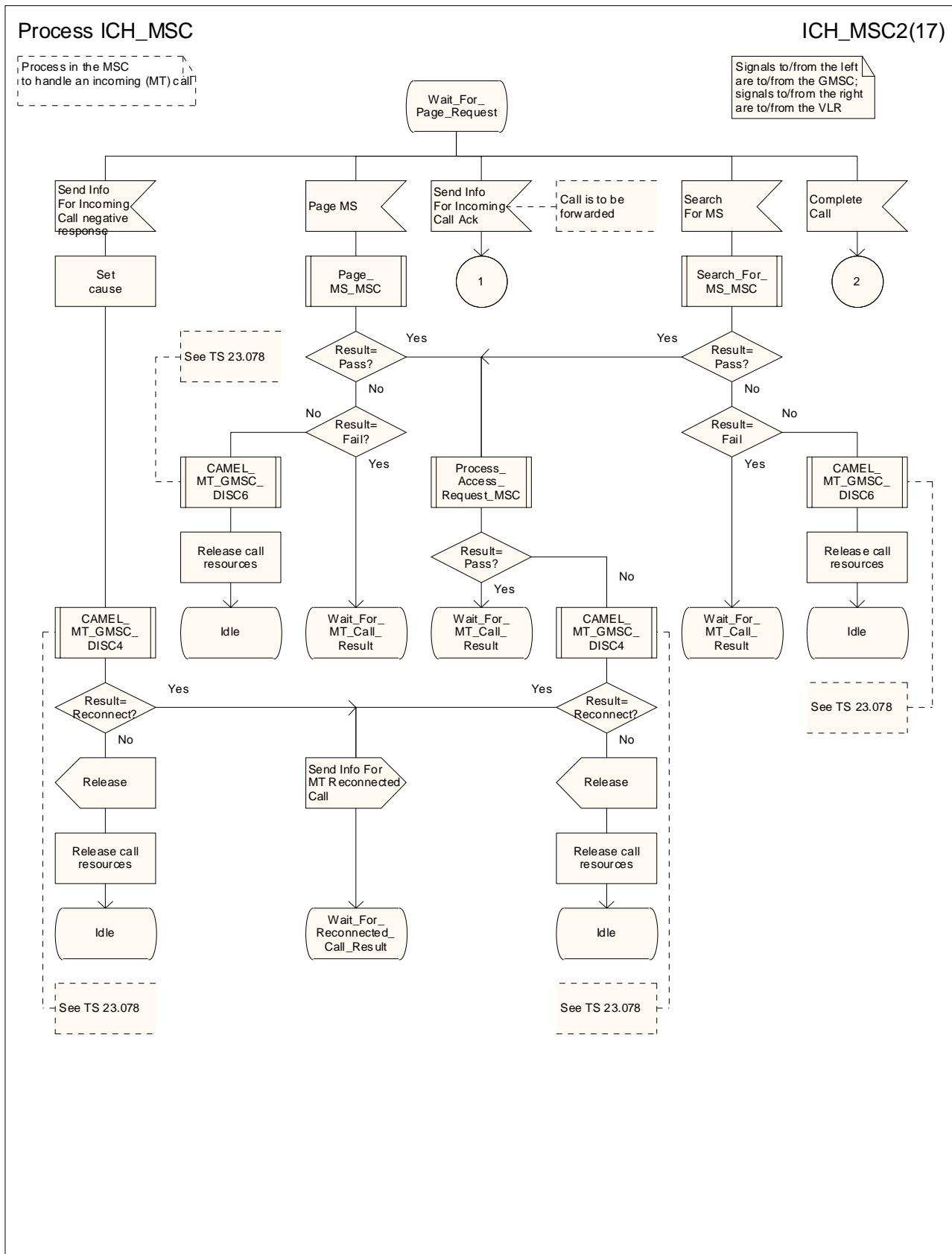


Figure 67b: Process ICH\_MSC (sheet 2)

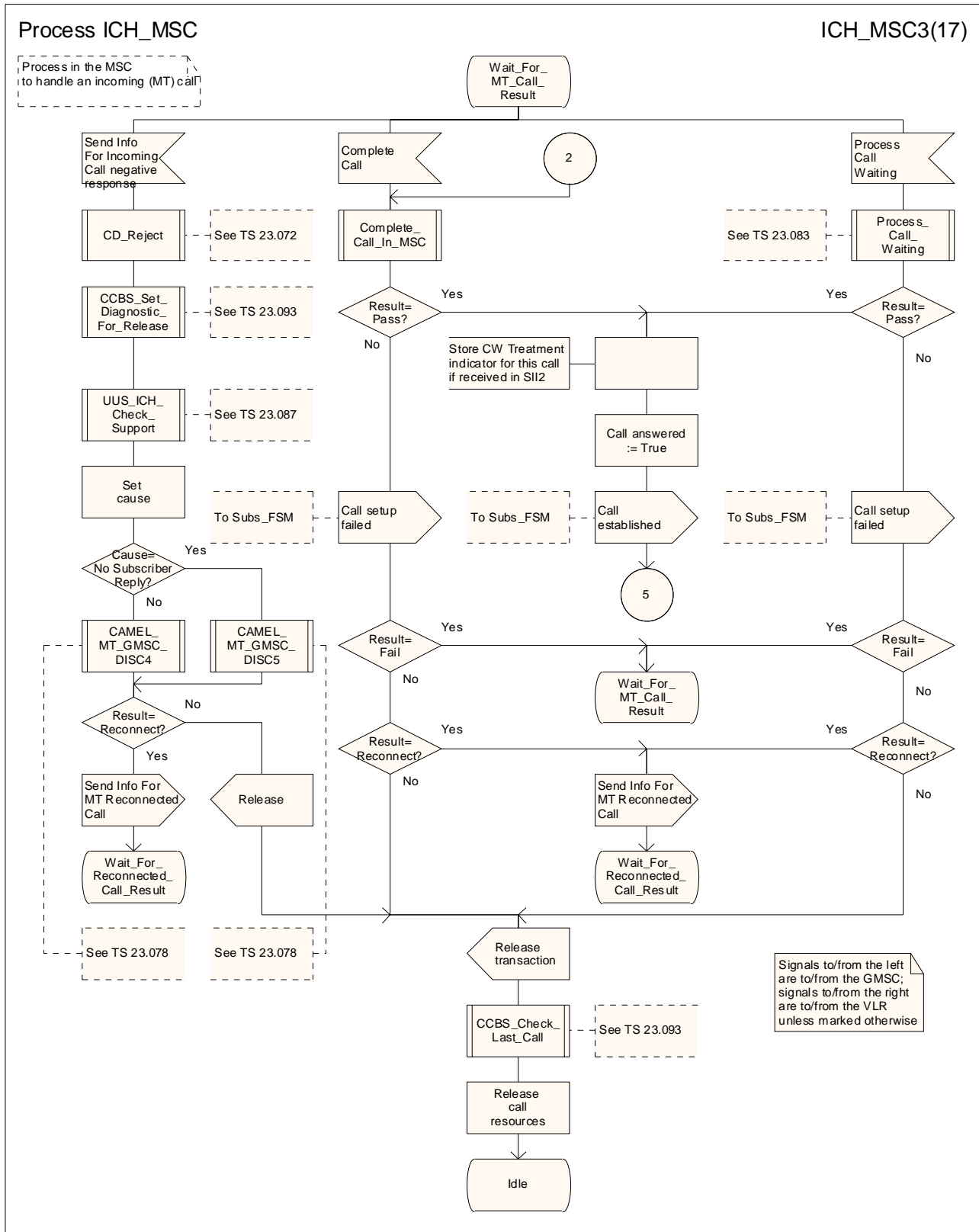


Figure 67c: Process ICH\_MSC (sheet 3)

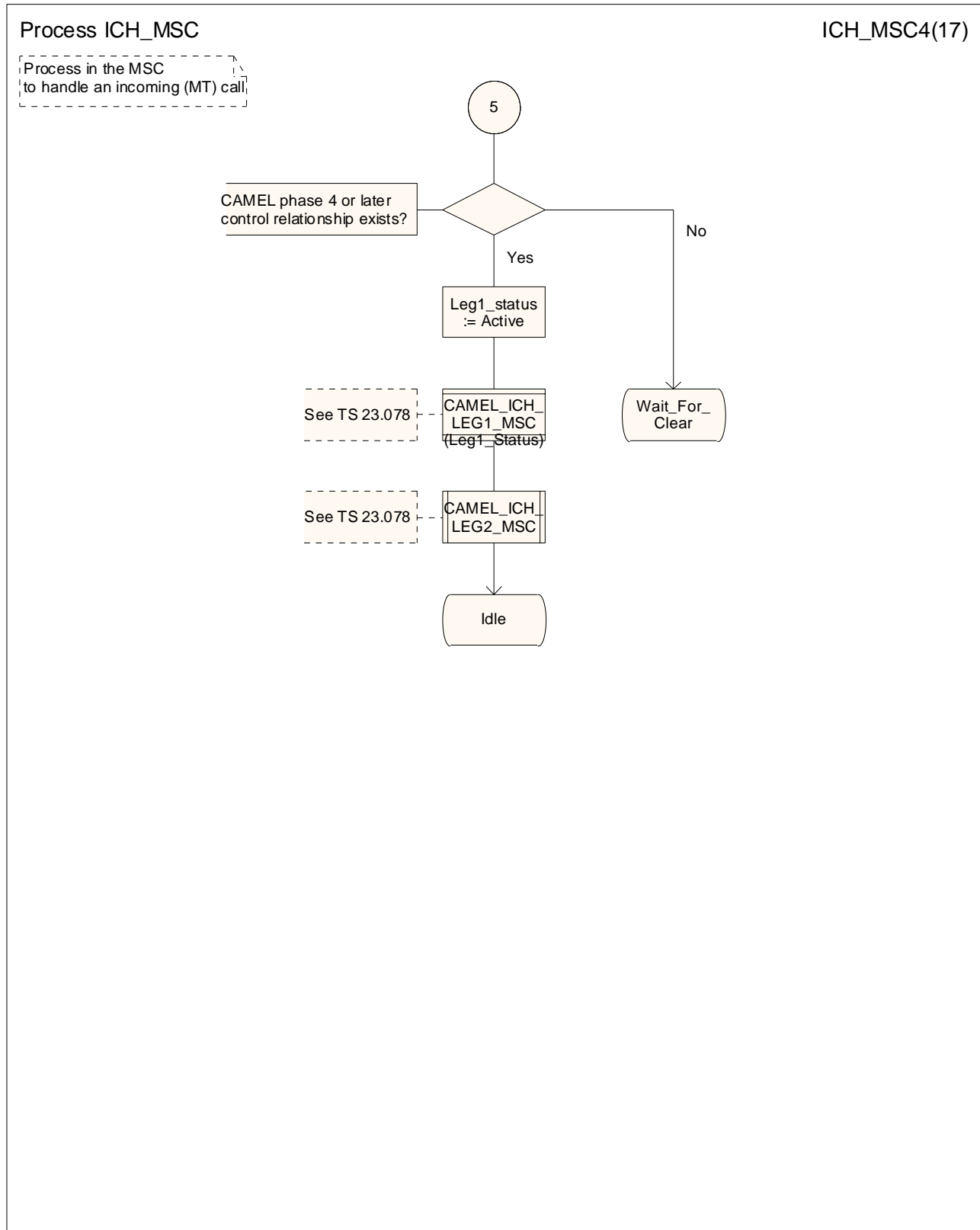


Figure 67d: Process ICH\_MSC (sheet 4)



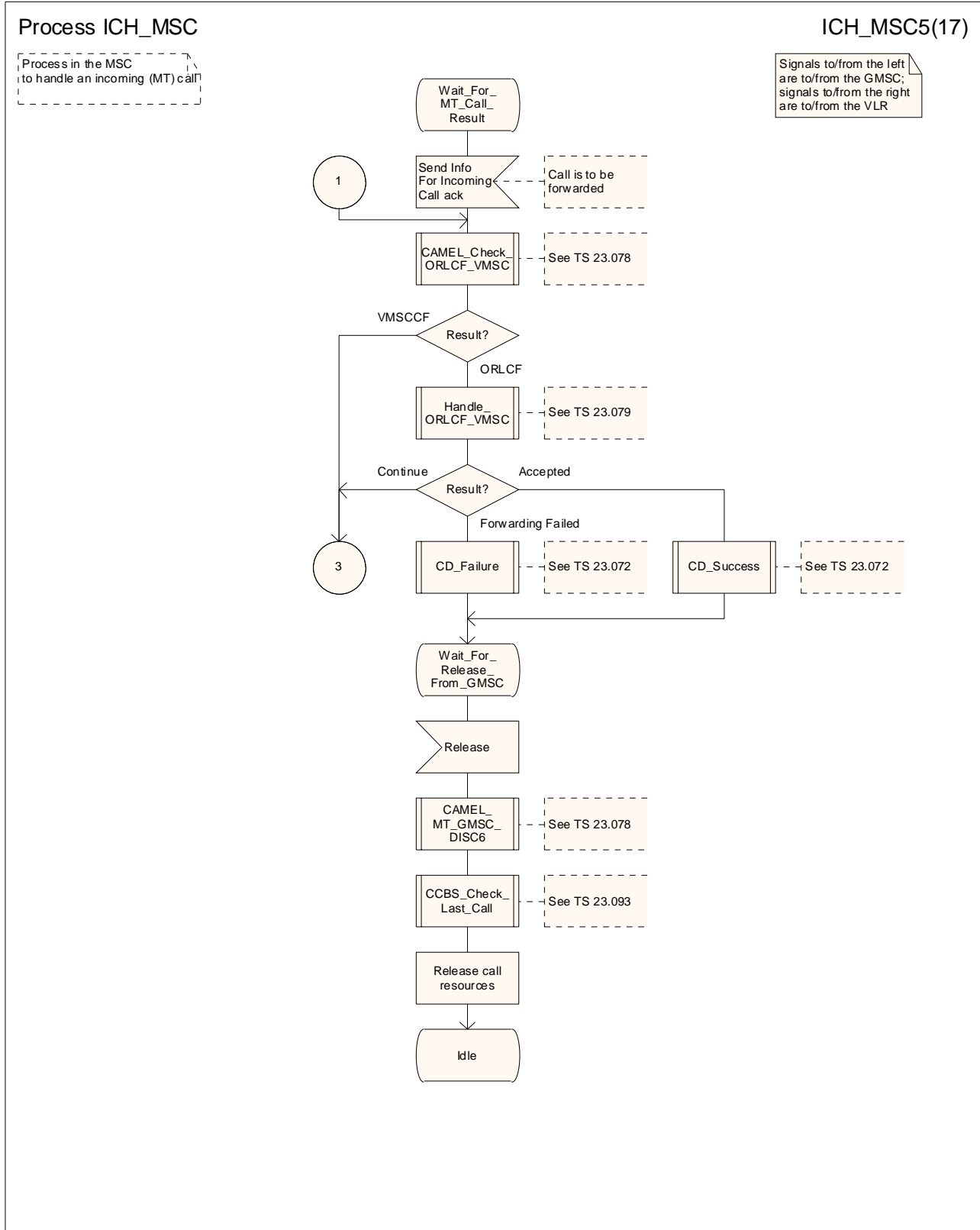


Figure 67e: Process ICH\_MSC (sheet 5)

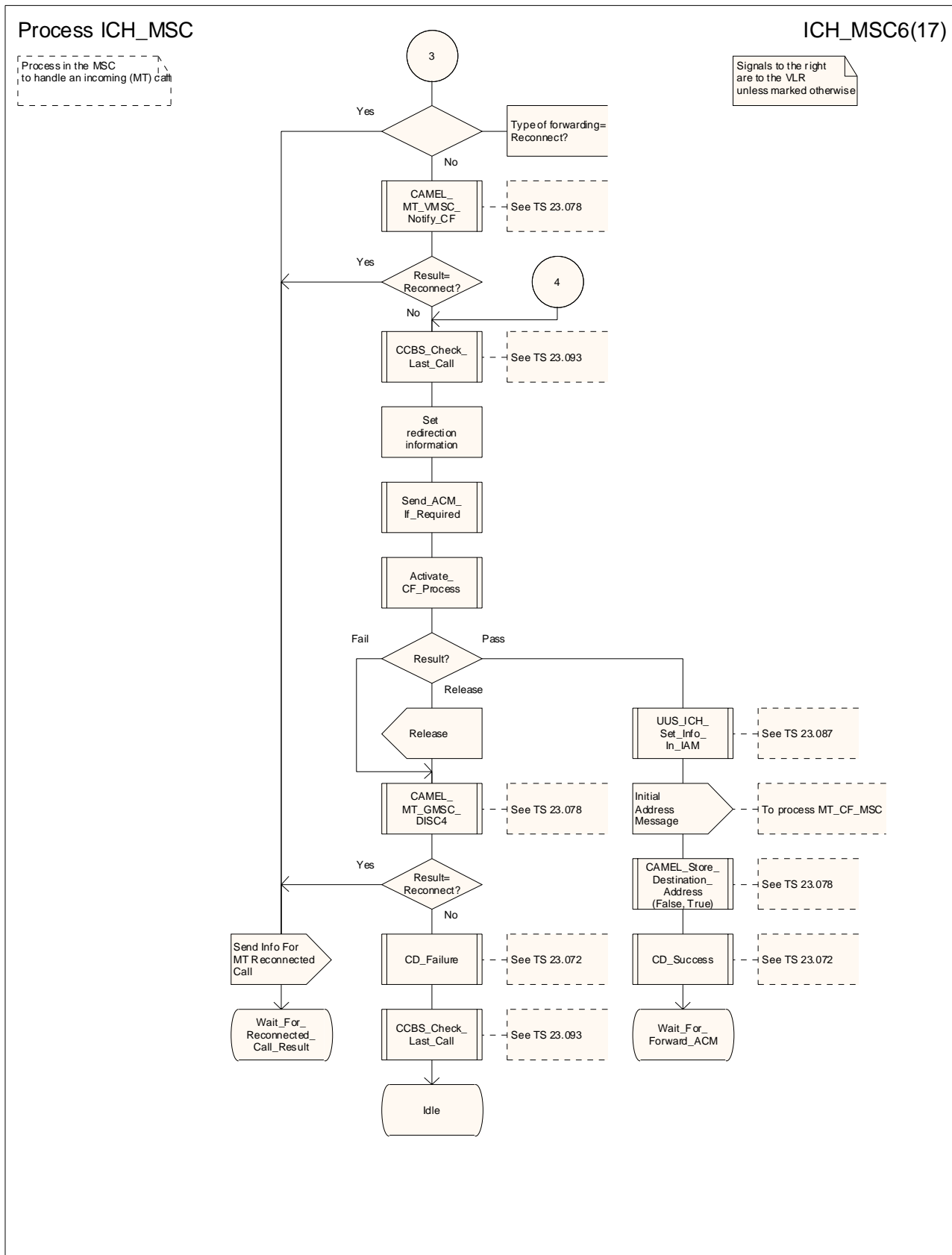


Figure 67f: Process ICH\_MSC (sheet 6)

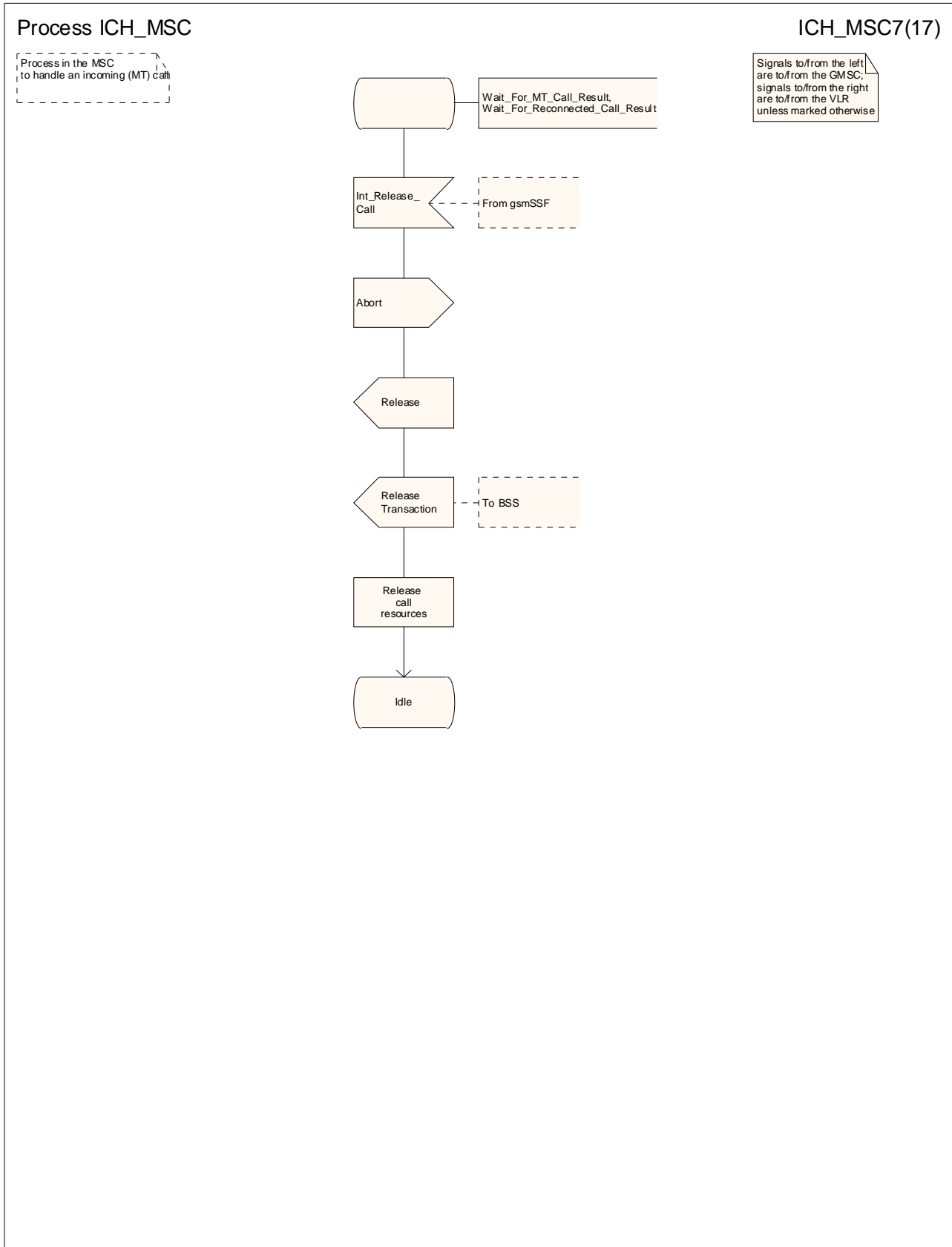


Figure 67g: Process ICH\_MSC (sheet 7)

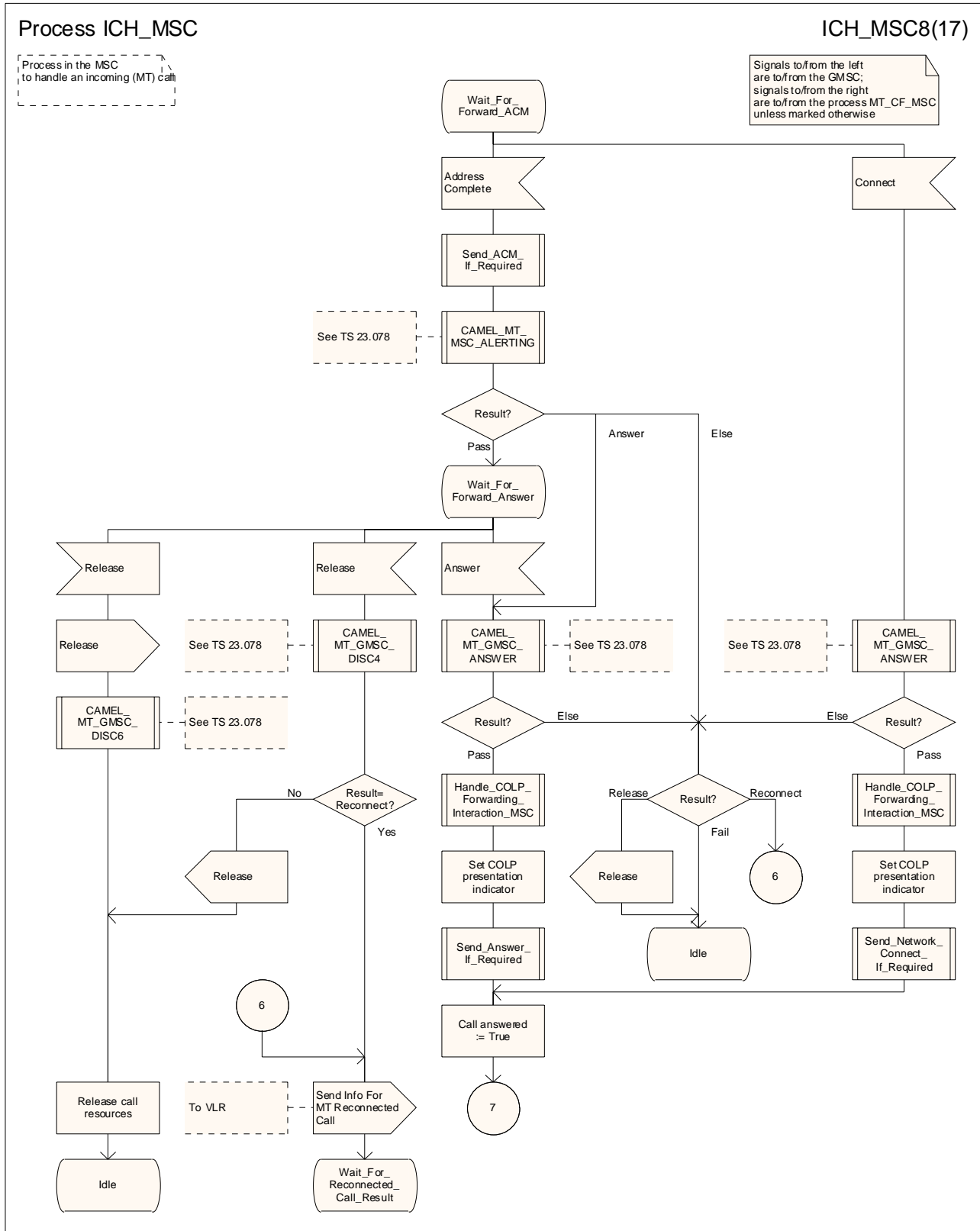


Figure 67h: Process ICH\_MSC (sheet 8)

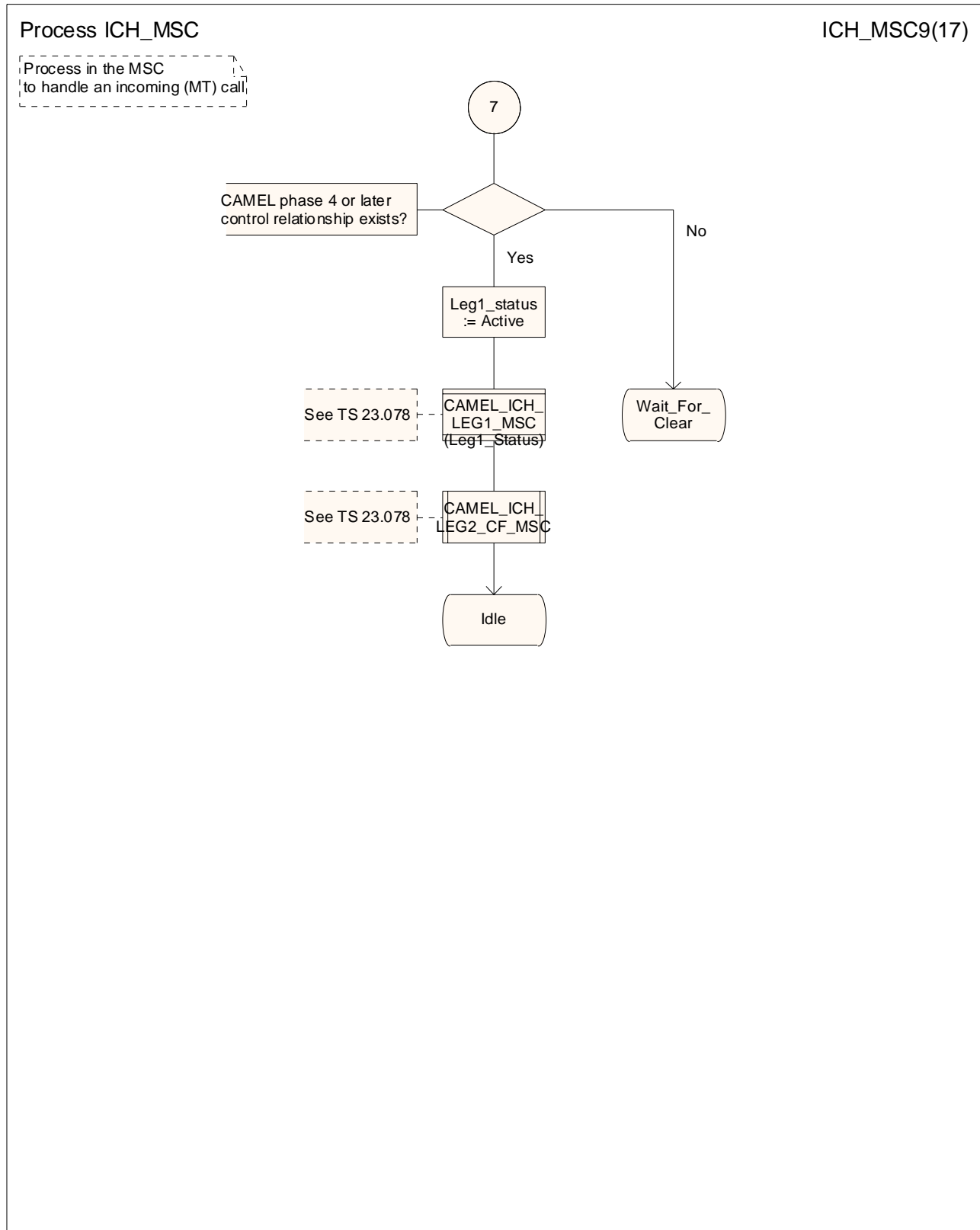


Figure 67i: Process ICH\_MSC (sheet 9)

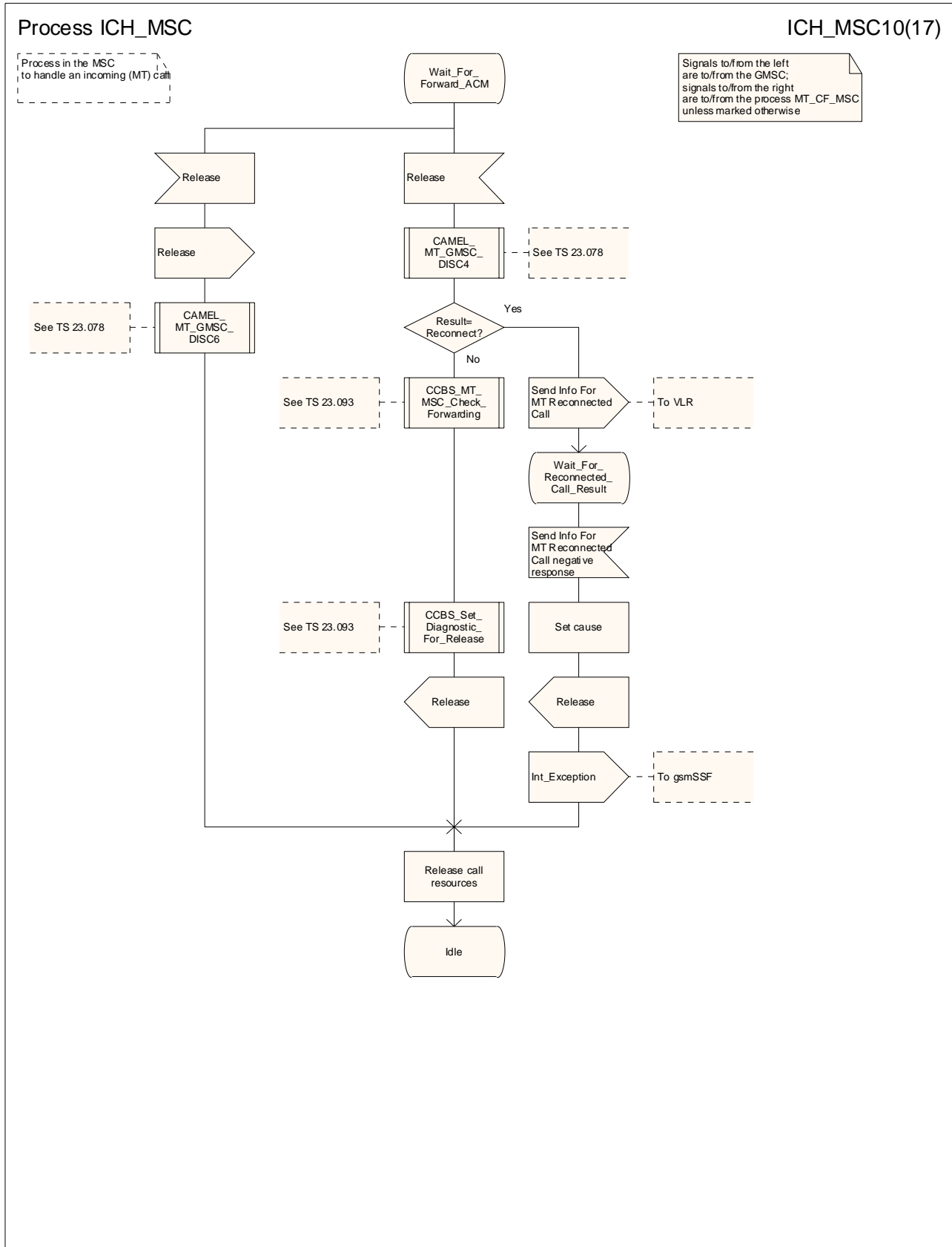


Figure 67j: Process ICH\_MSC (sheet 10)

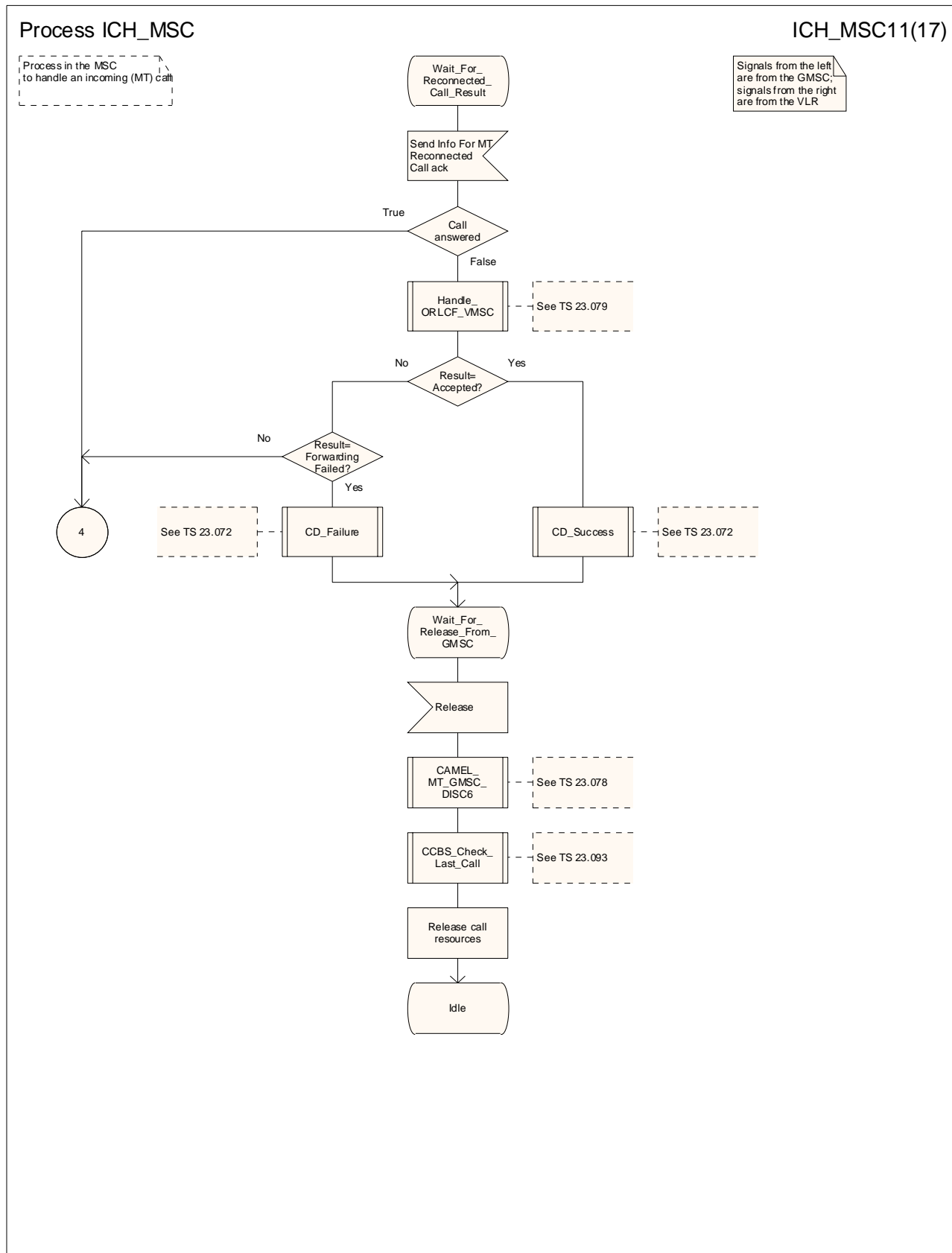


Figure 67k: Process ICH\_MSC (sheet 11)

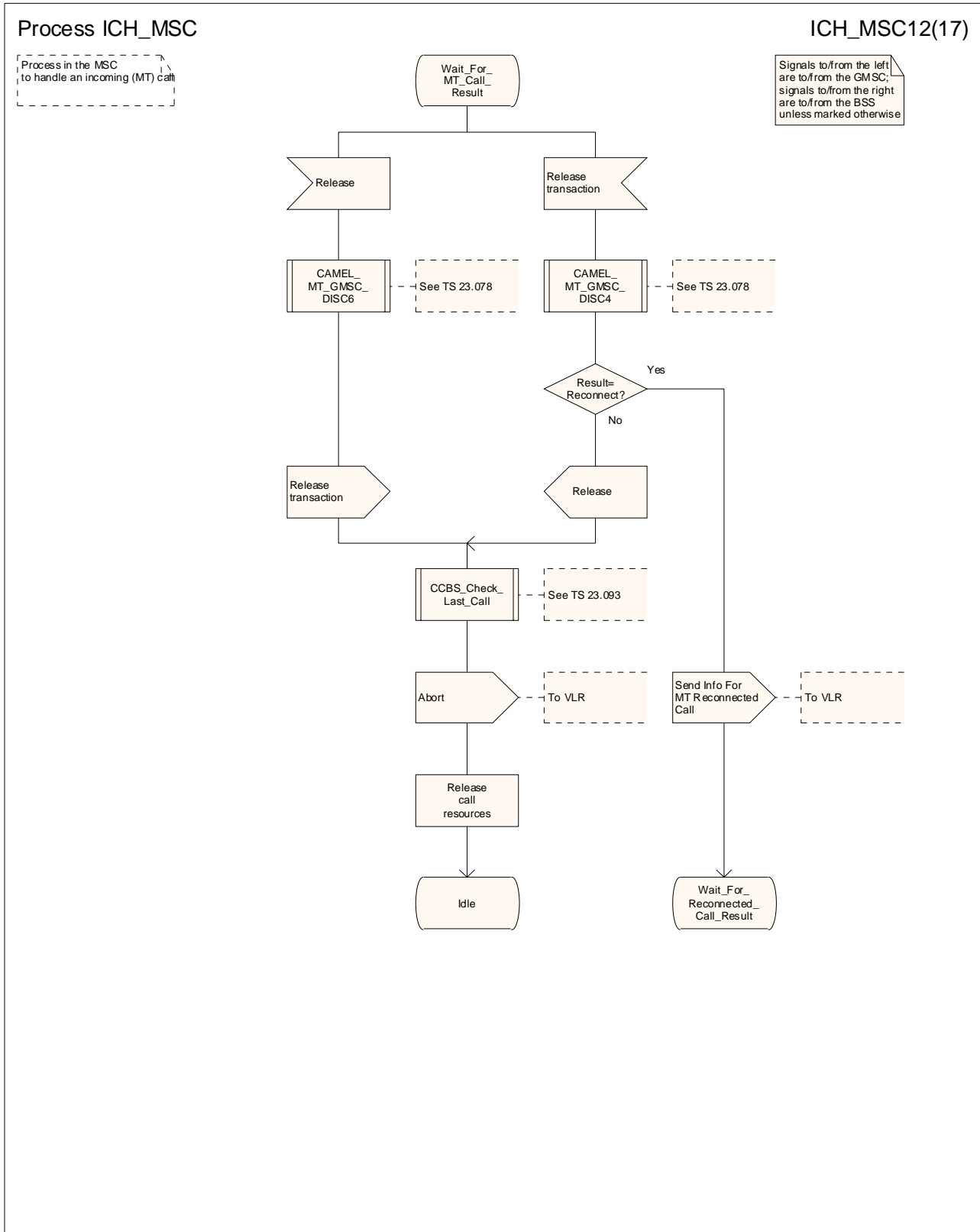


Figure 67I: Process ICH\_MSC (sheet 12)



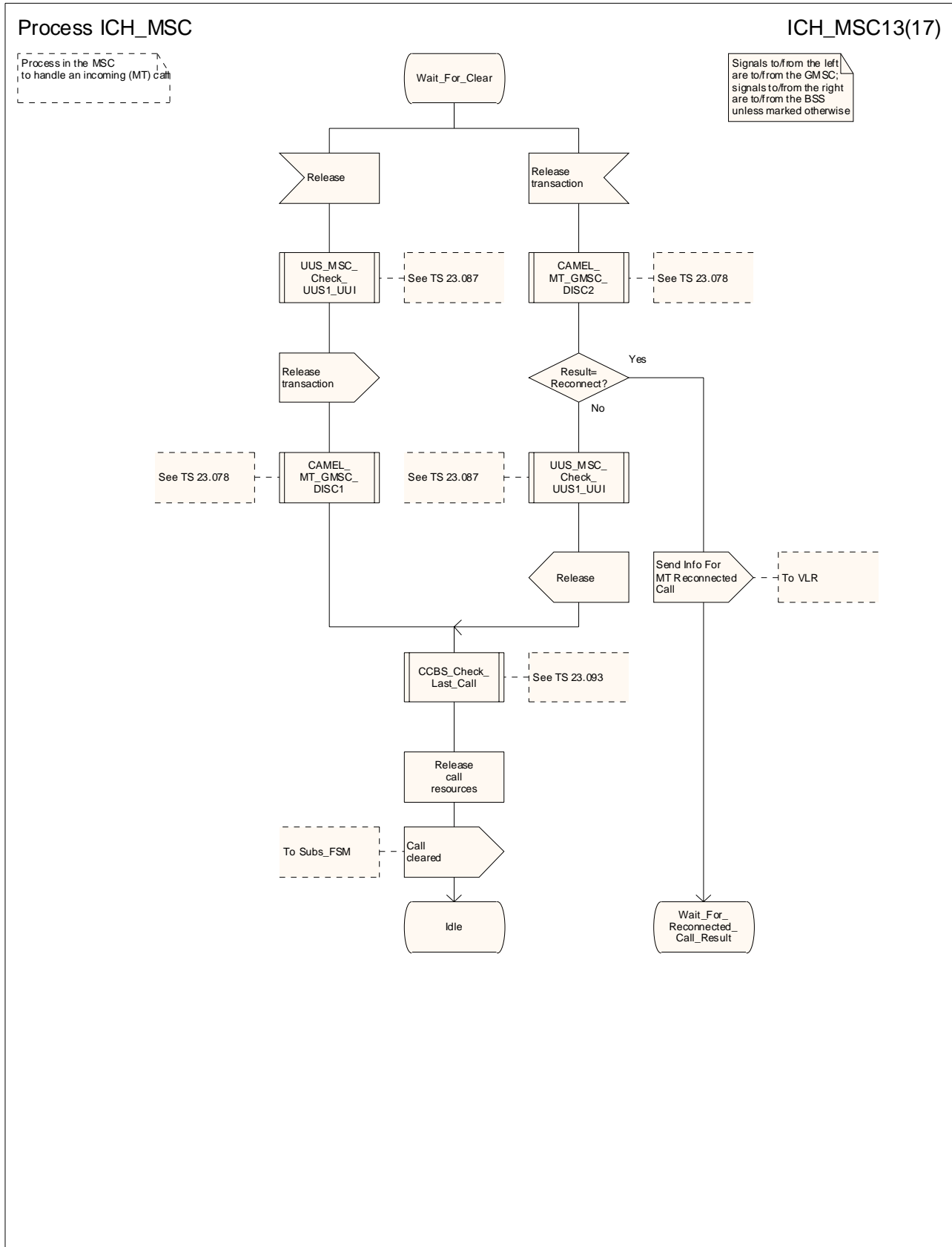


Figure 67m: Process ICH\_MSC (sheet 13)

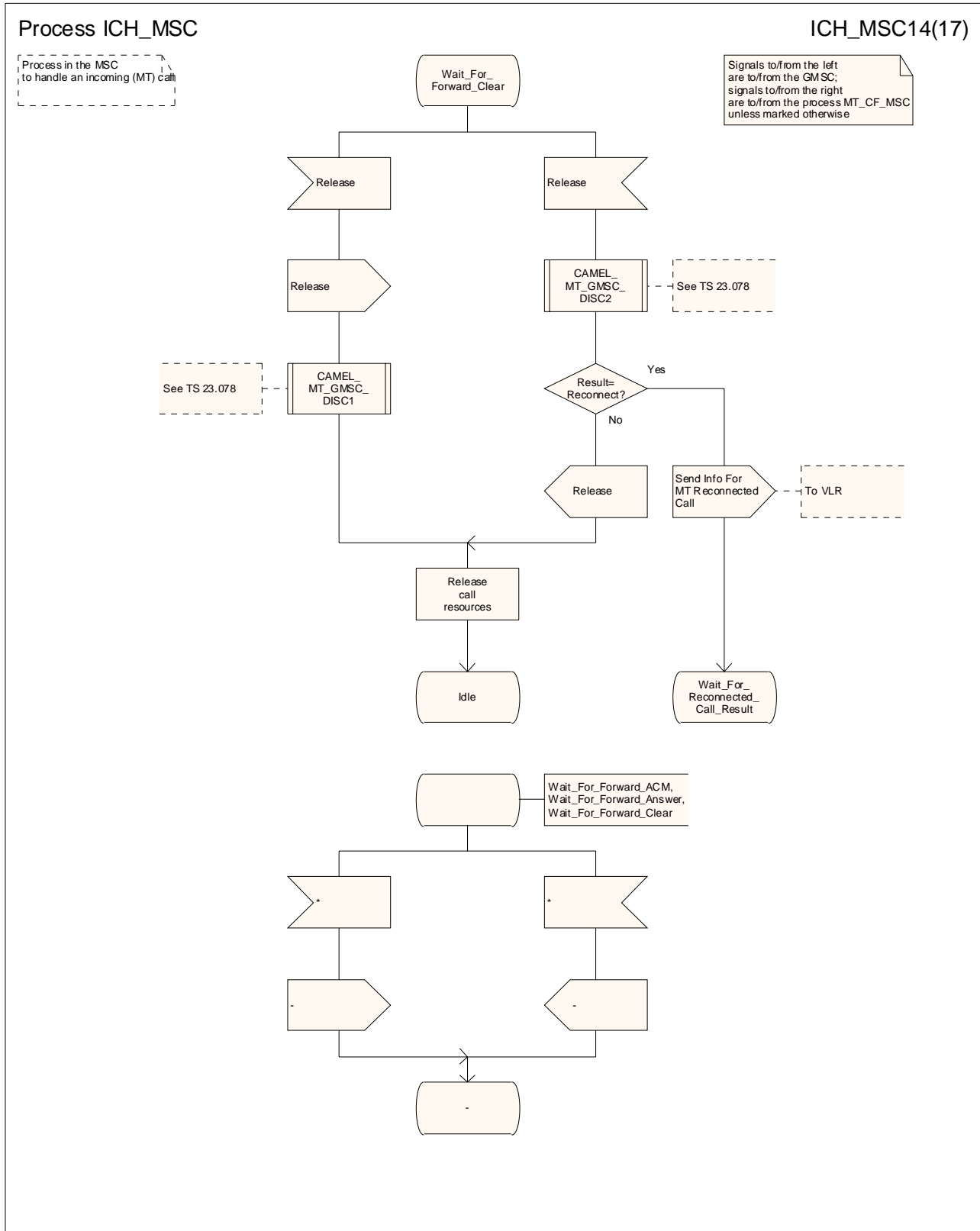


Figure 67n: Process ICH\_MSC (sheet 14)

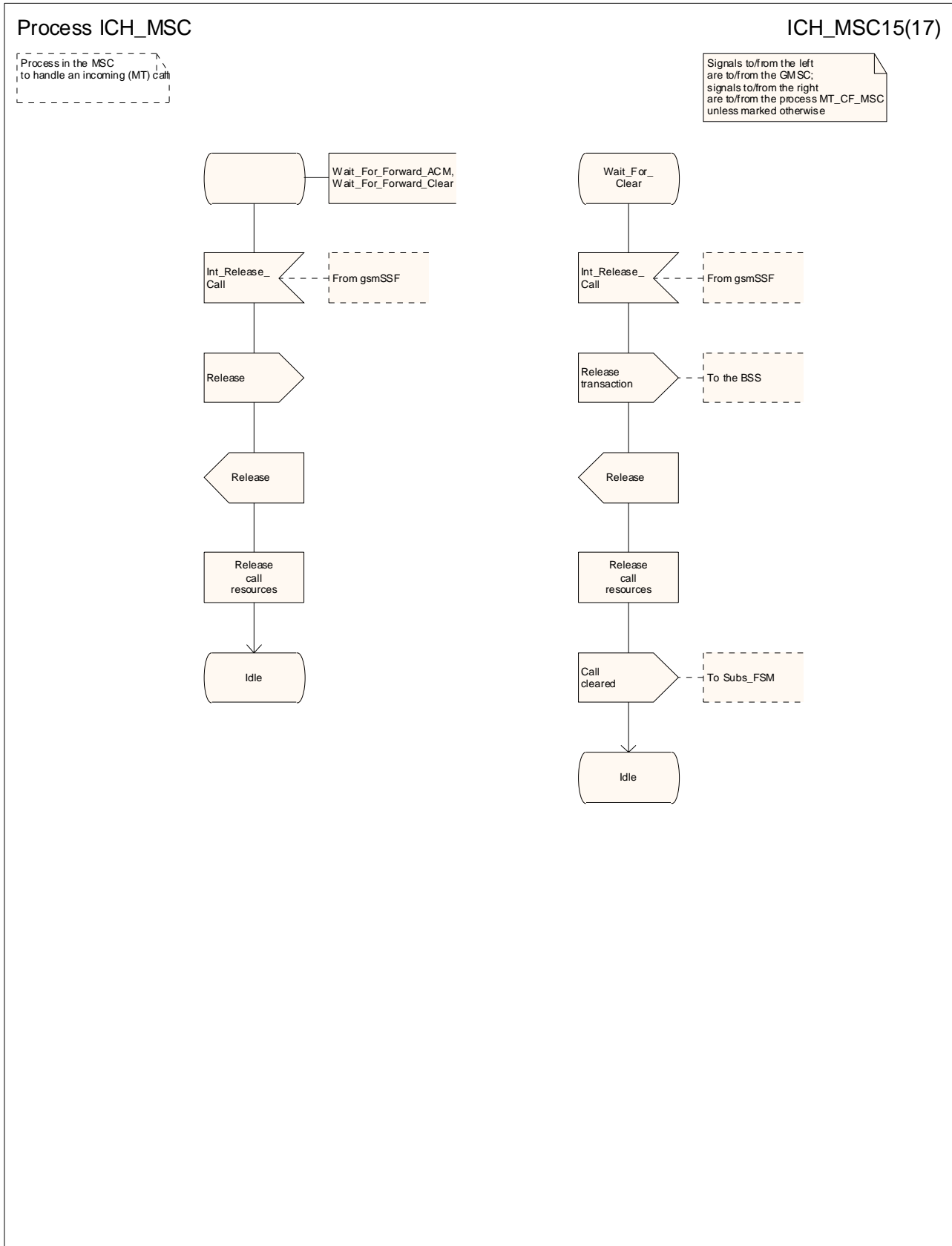


Figure 67o: Process ICH\_MSC (sheet 15)

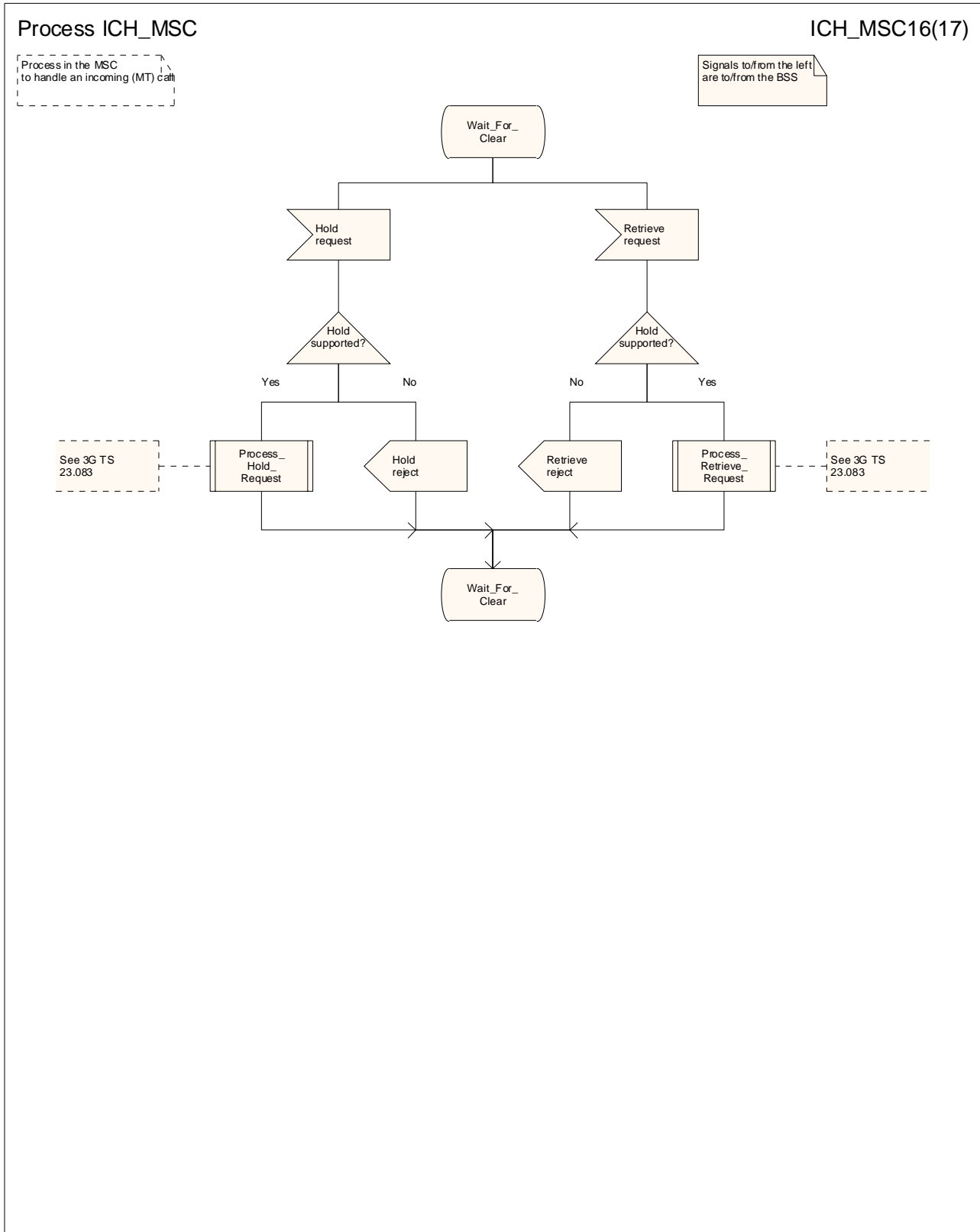


Figure 67p: Process ICH\_MSC (sheet 16)

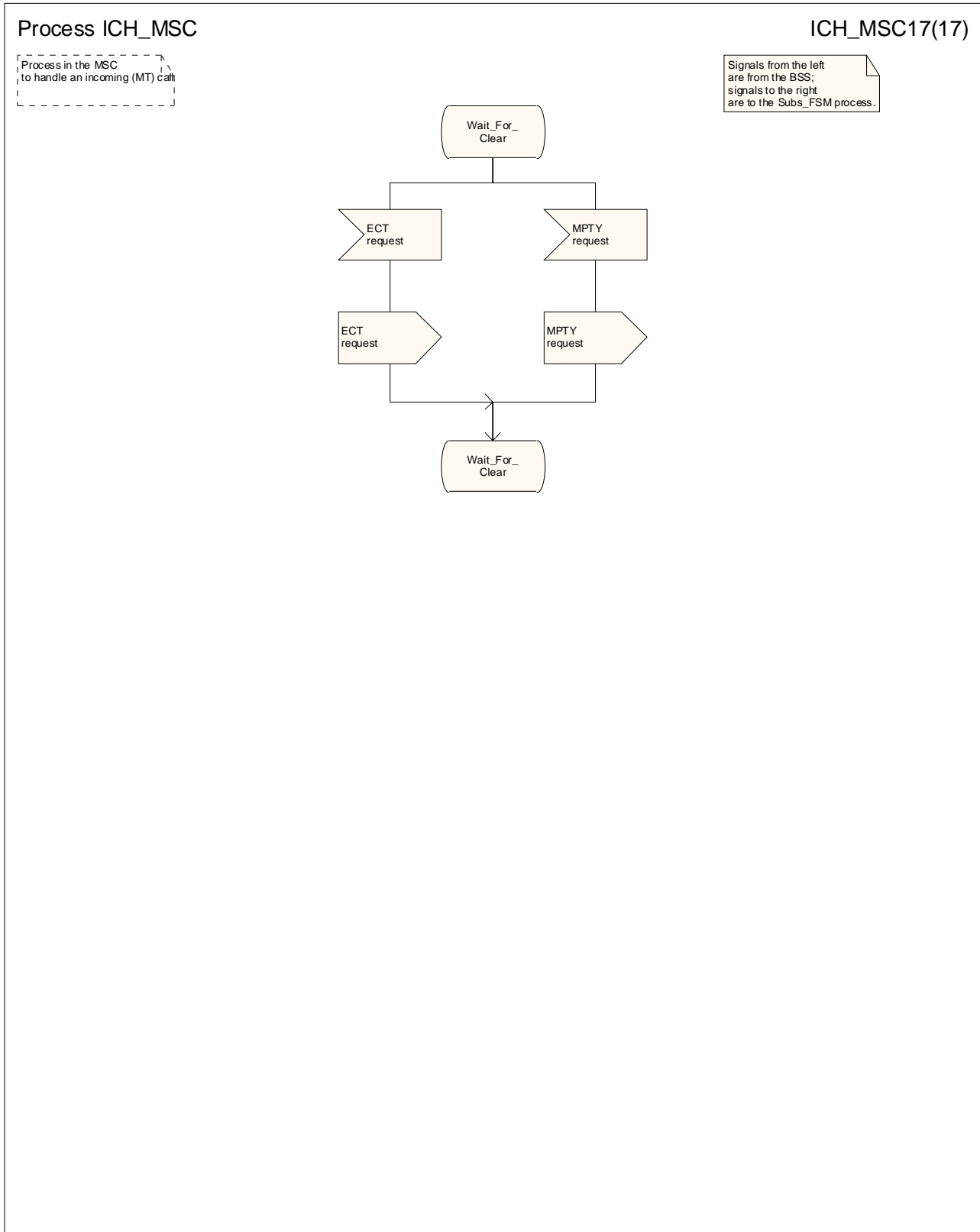


Figure 67q: Process ICH\_MSC (sheet 17)

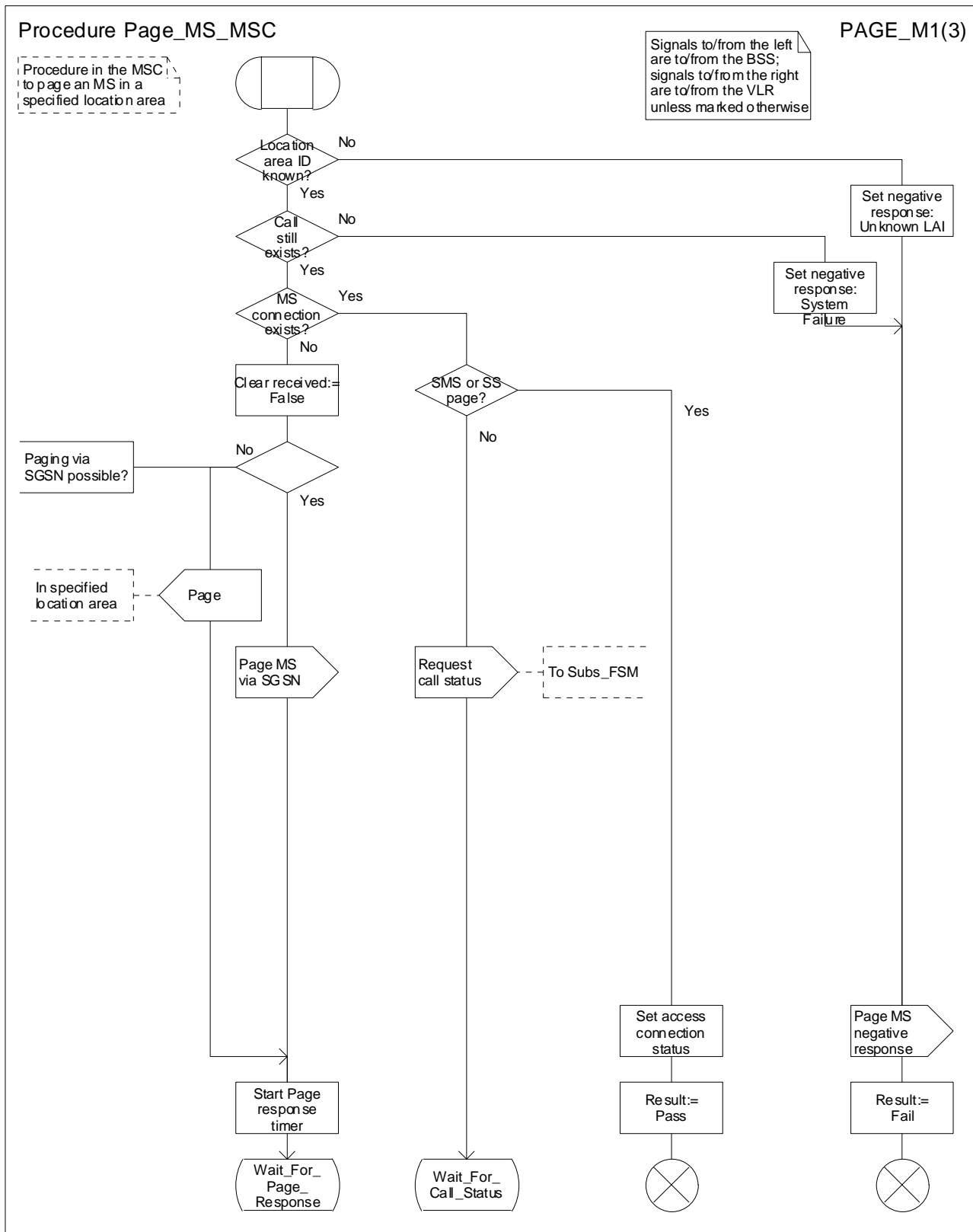


Figure 68a: Procedure Page\_MS\_MSC (sheet 1)

Procedure Page\_MS\_MSC

PAGE\_M2(3)

Procedure in the MSC to page an MS in a specified location area

Signals to/from the left are to/from the BSS; signals to/from the right are to/from the VLR unless marked otherwise

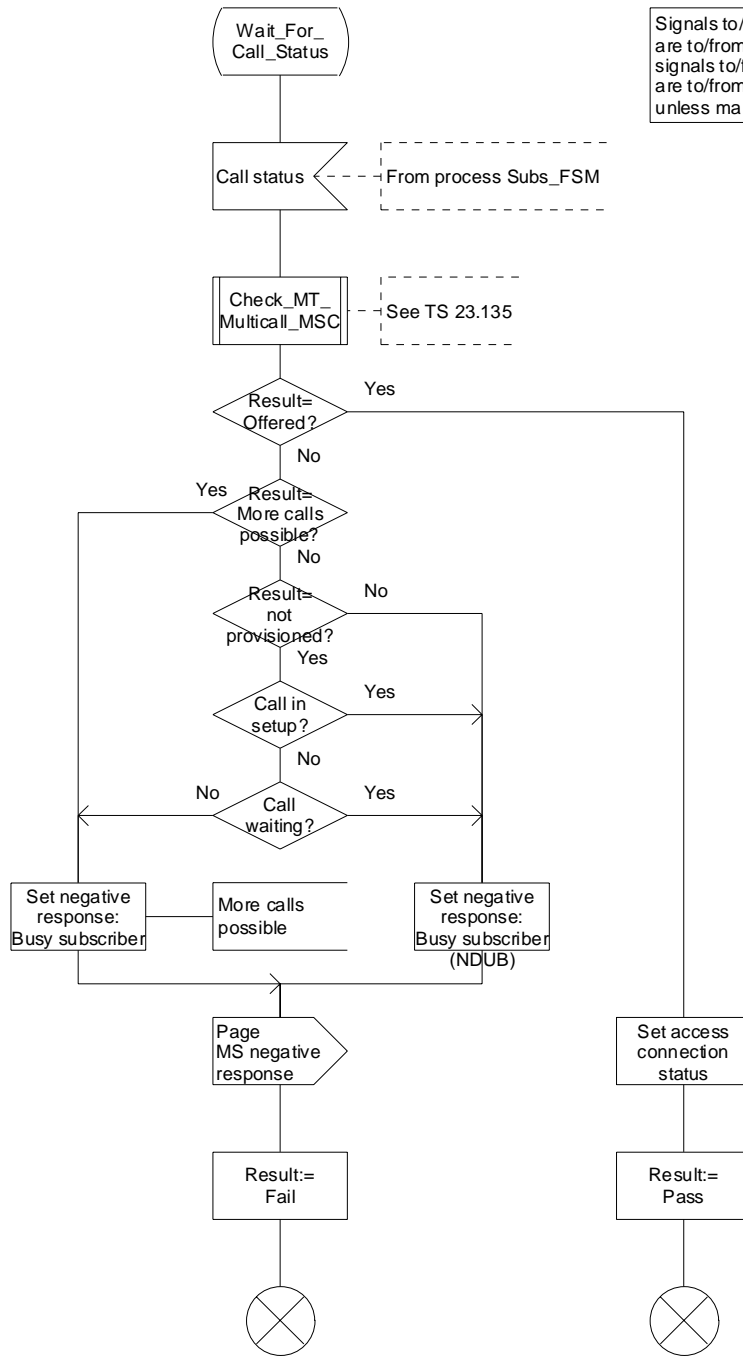


Figure 68b: Procedure Page\_MS\_MSC (sheet 2)

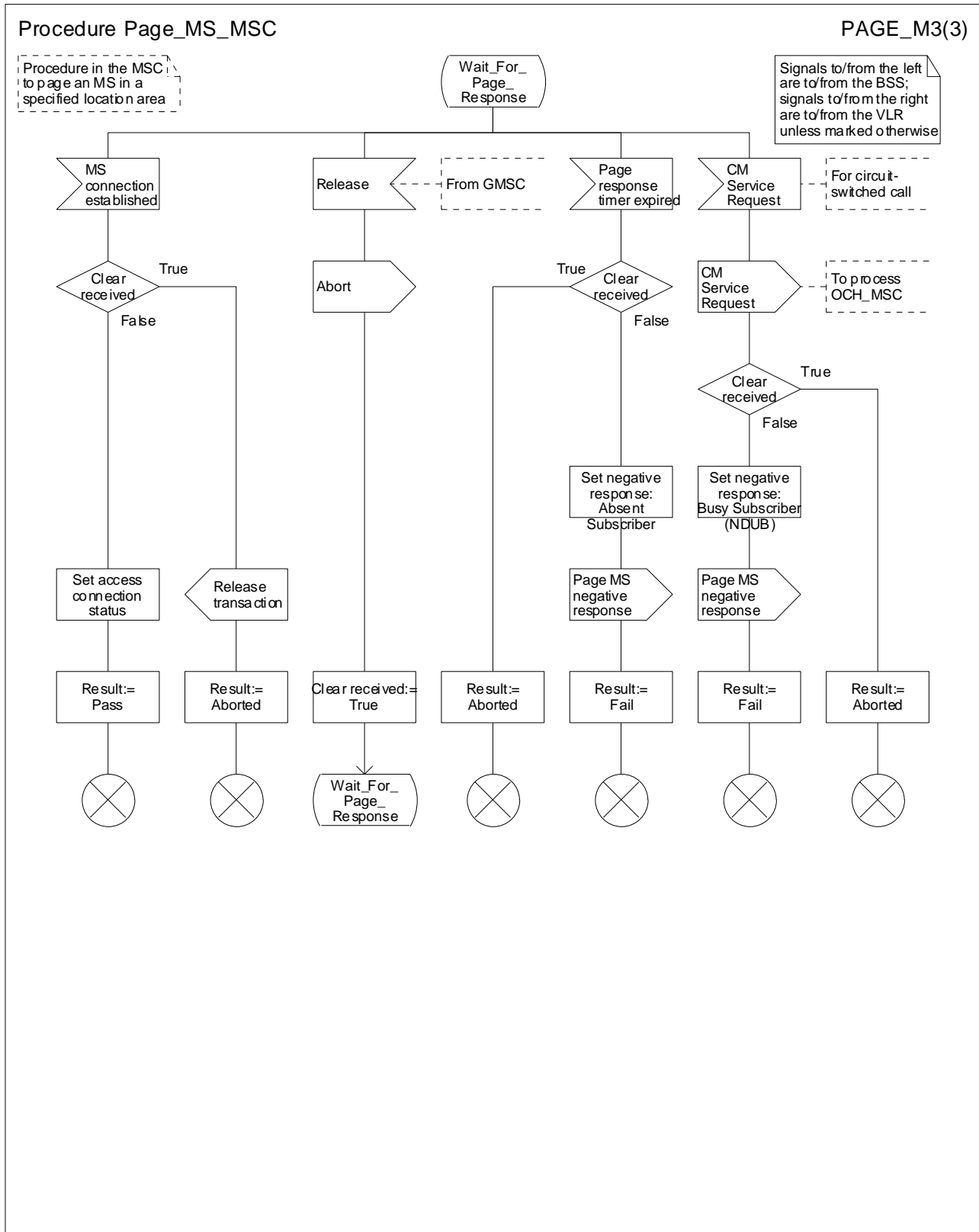


Figure 68c: Procedure Page\_MS\_MSC (sheet 3)



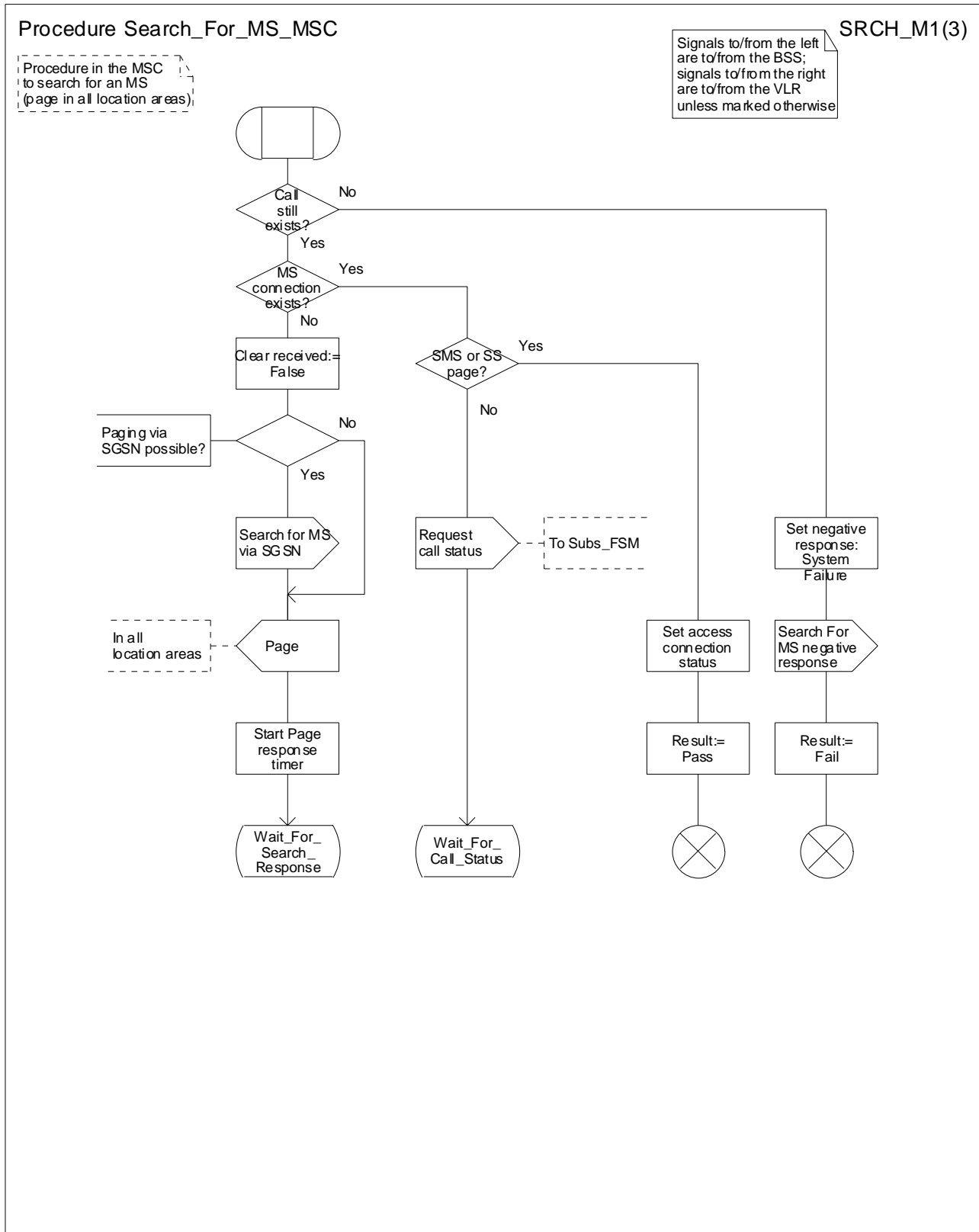


Figure 69a: Procedure Search\_For\_MS\_MSC (sheet 1)

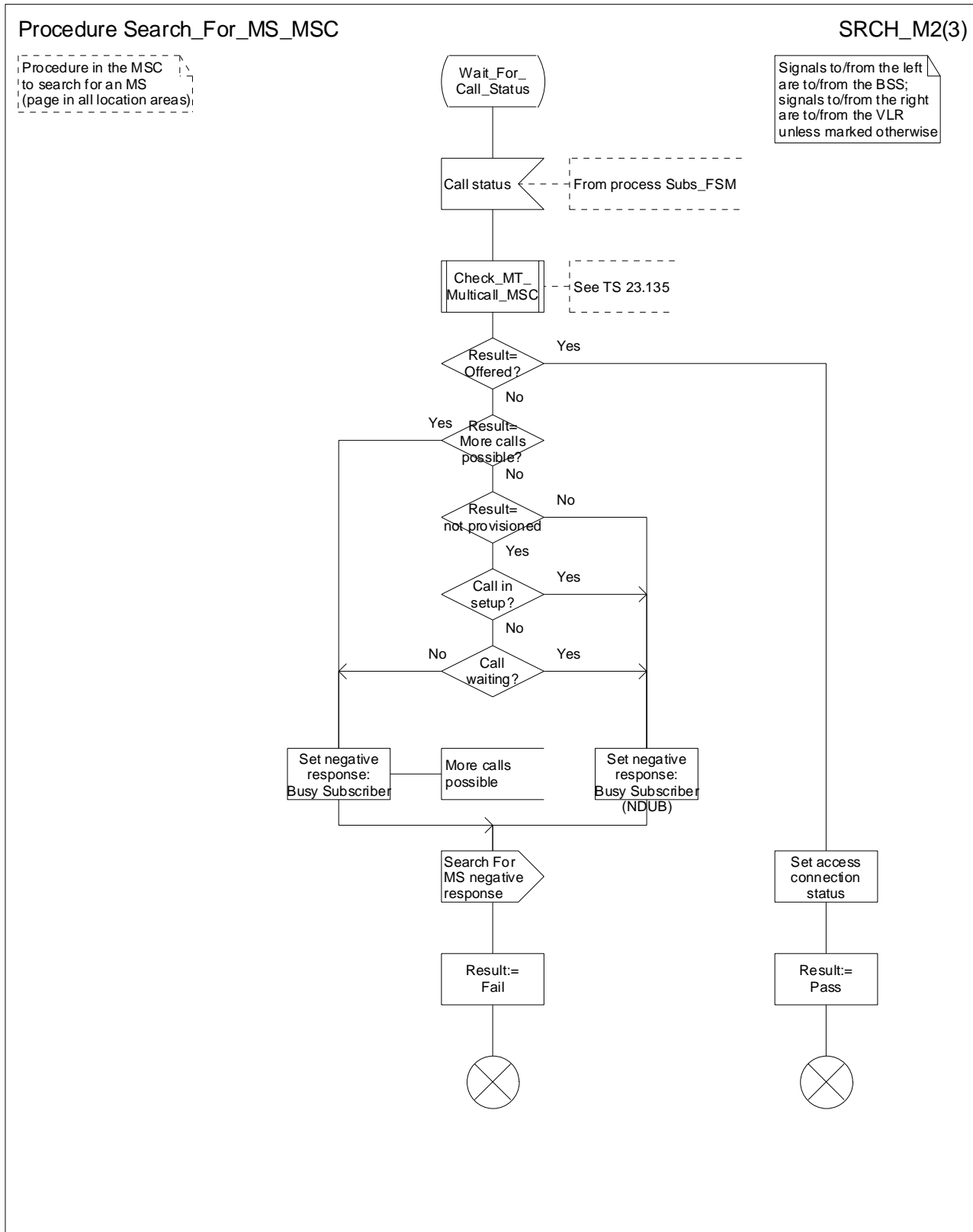


Figure 69b: Procedure Search\_For\_MS\_MSC (sheet 2)

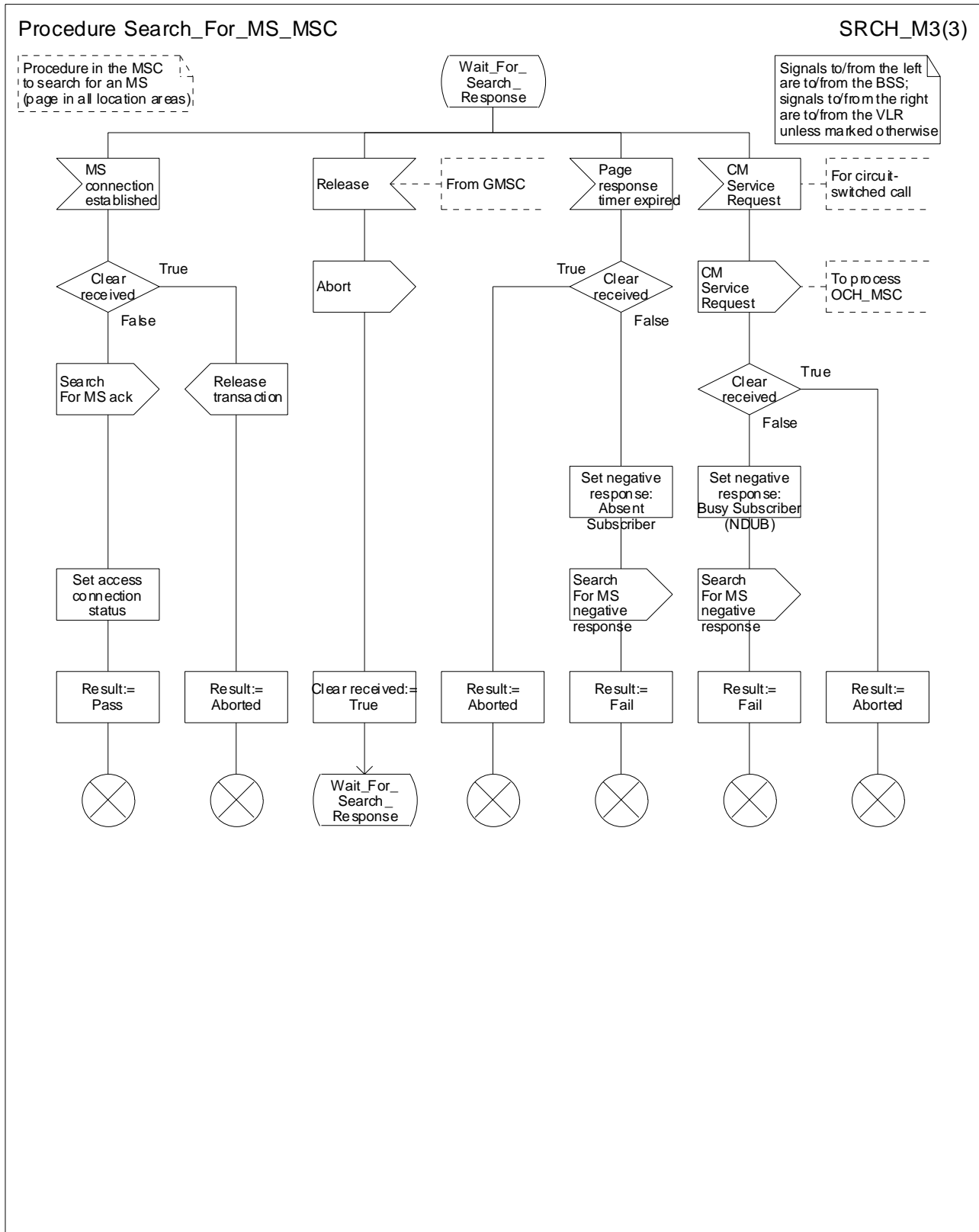


Figure 69c: Procedure Search\_For\_MS\_MSC (sheet 3)

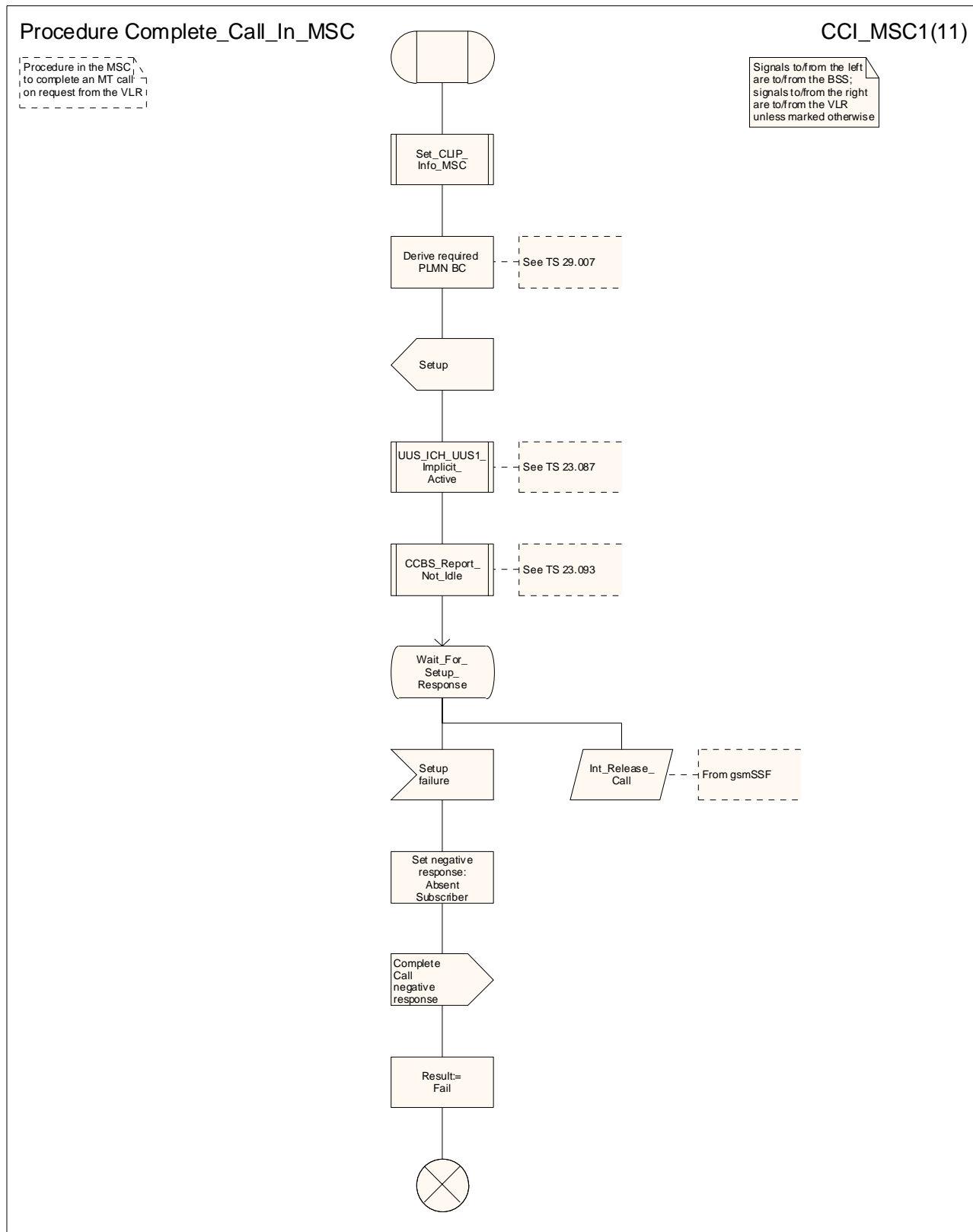


Figure 70a: Procedure Complete\_Call\_In\_MSC (sheet 1)

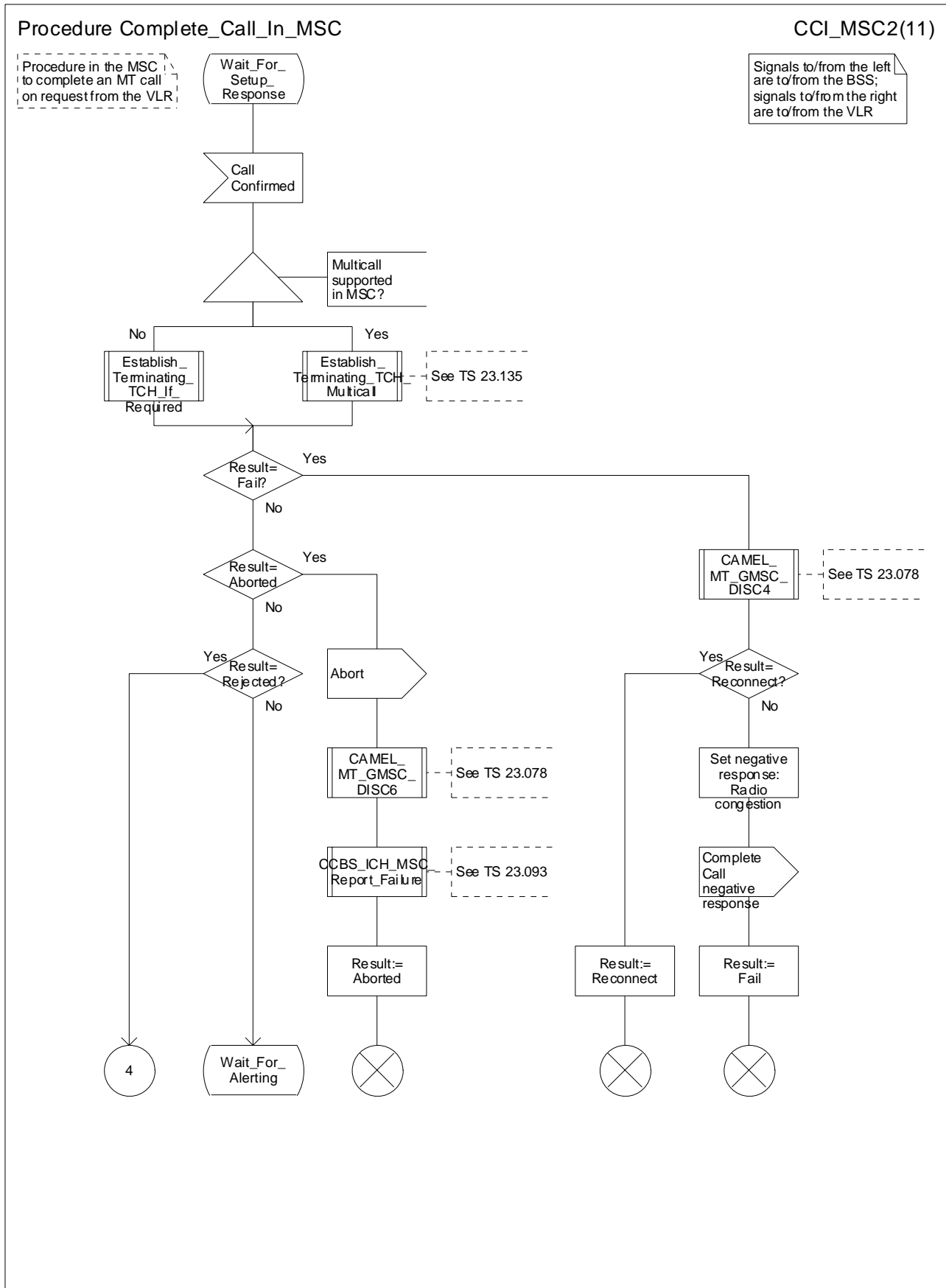


Figure 70b: Procedure Complete\_Call\_In\_MSC (sheet 2)

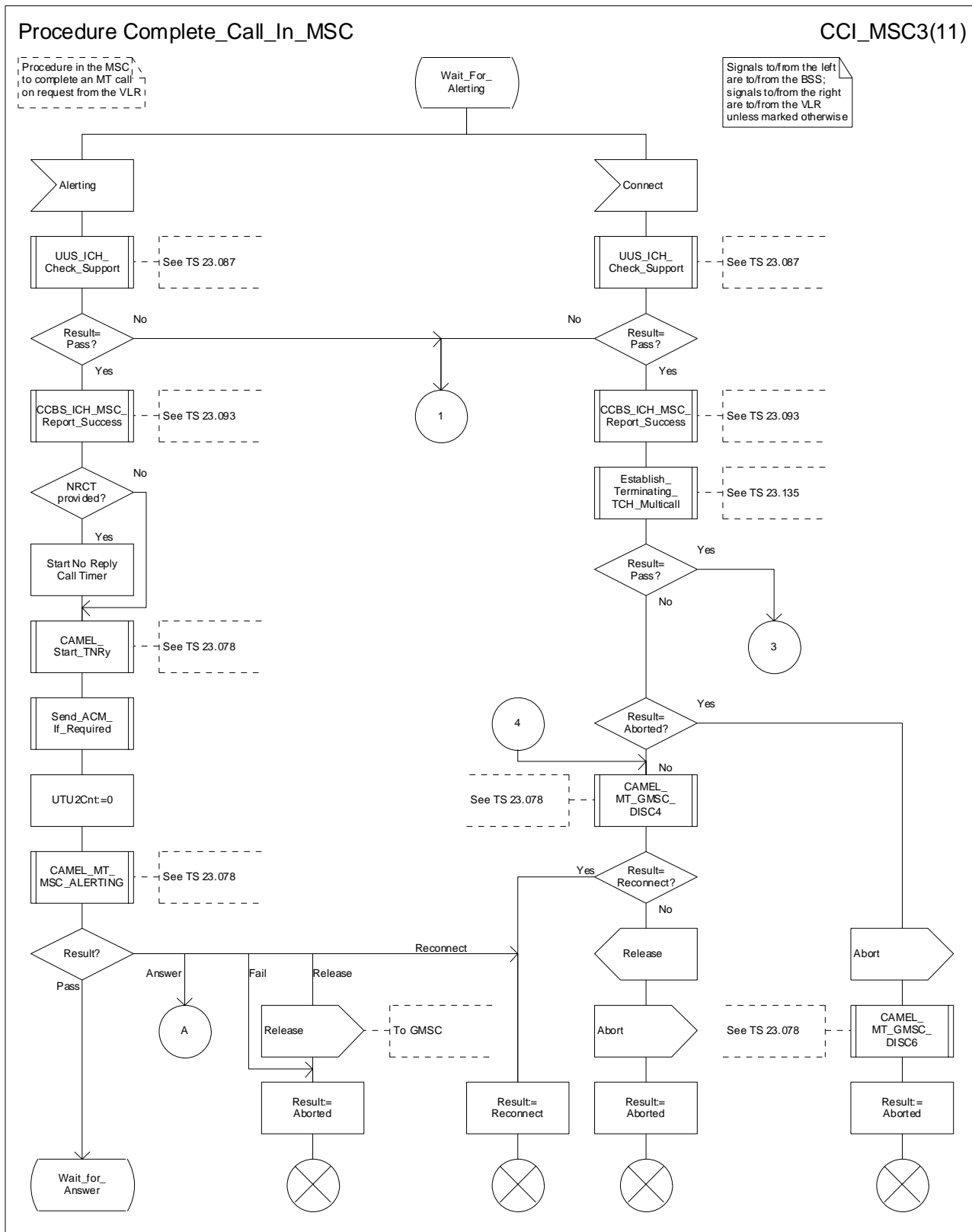


Figure 70c: Procedure Complete\_Call\_In\_MSC (sheet 3)

Procedure Complete\_Call\_In\_MSC

CCI\_MSC4(11)

Procedure in the MSC to complete an MT call on request from the VLR

Signals to/from the left are to/from the BSS; signals to/from the right are to/from the VLR unless marked otherwise

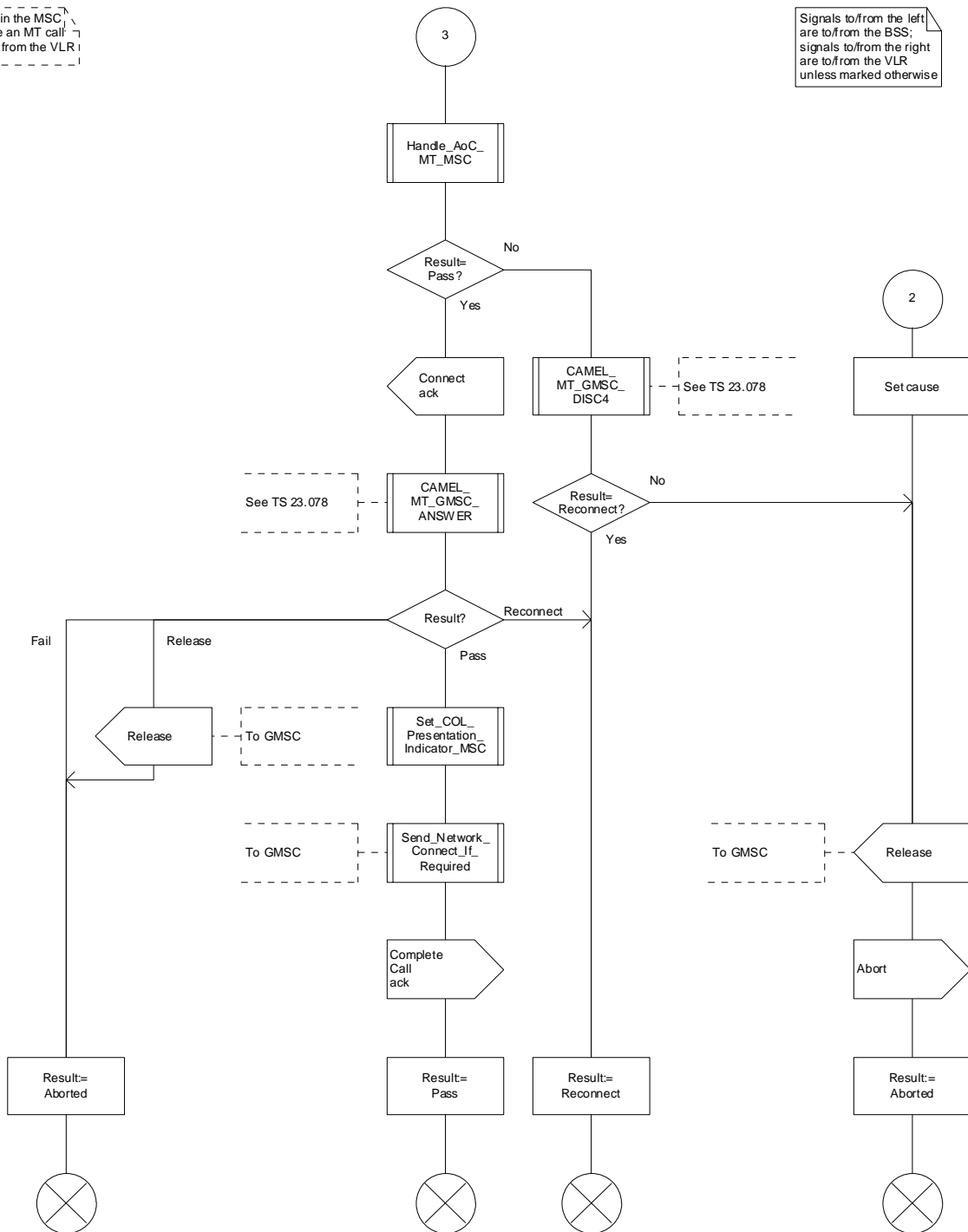


Figure 70d: Procedure Complete\_Call\_In\_MSC (sheet 4)

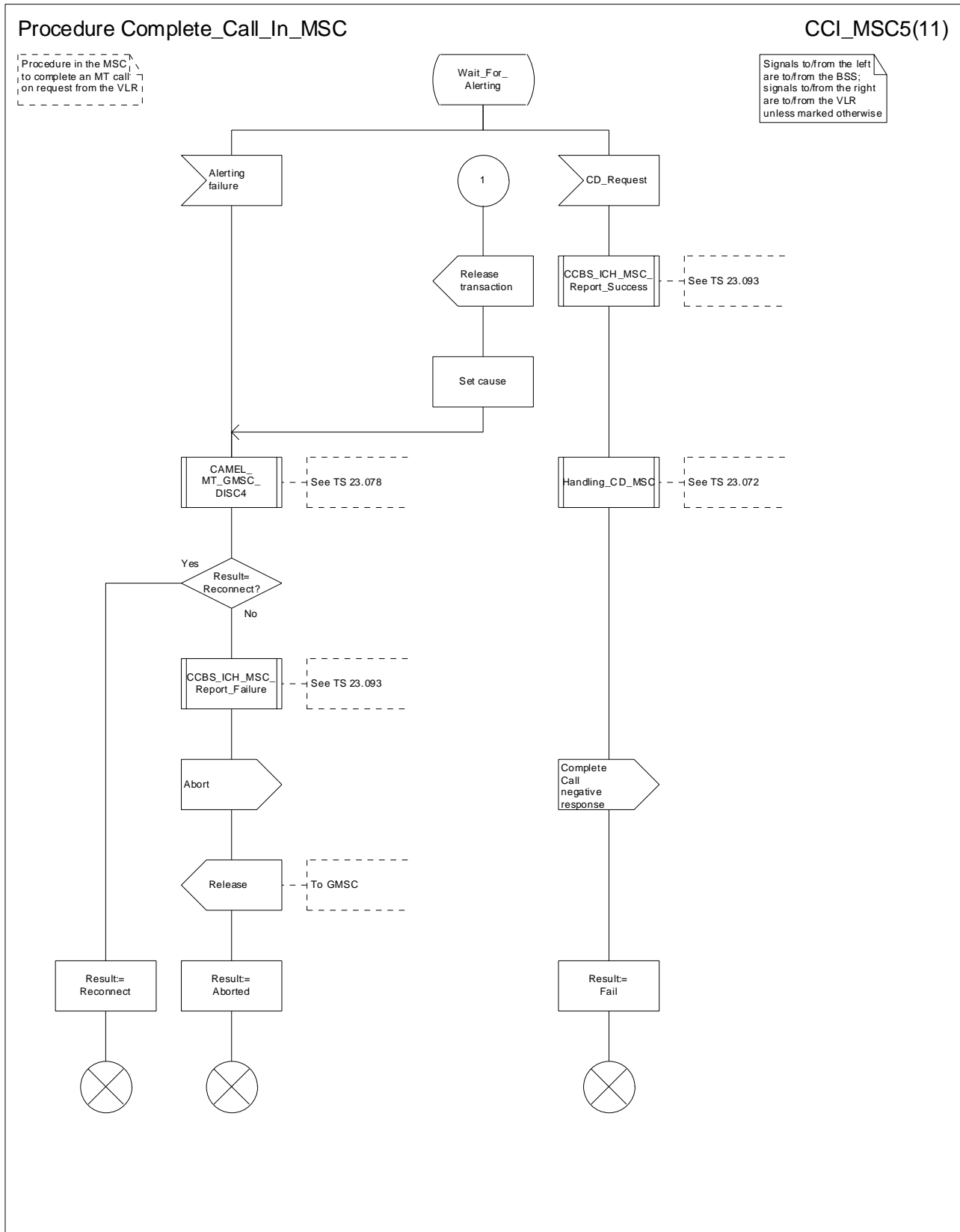


Figure 70e: Procedure Complete\_Call\_In\_MSC (sheet 5)



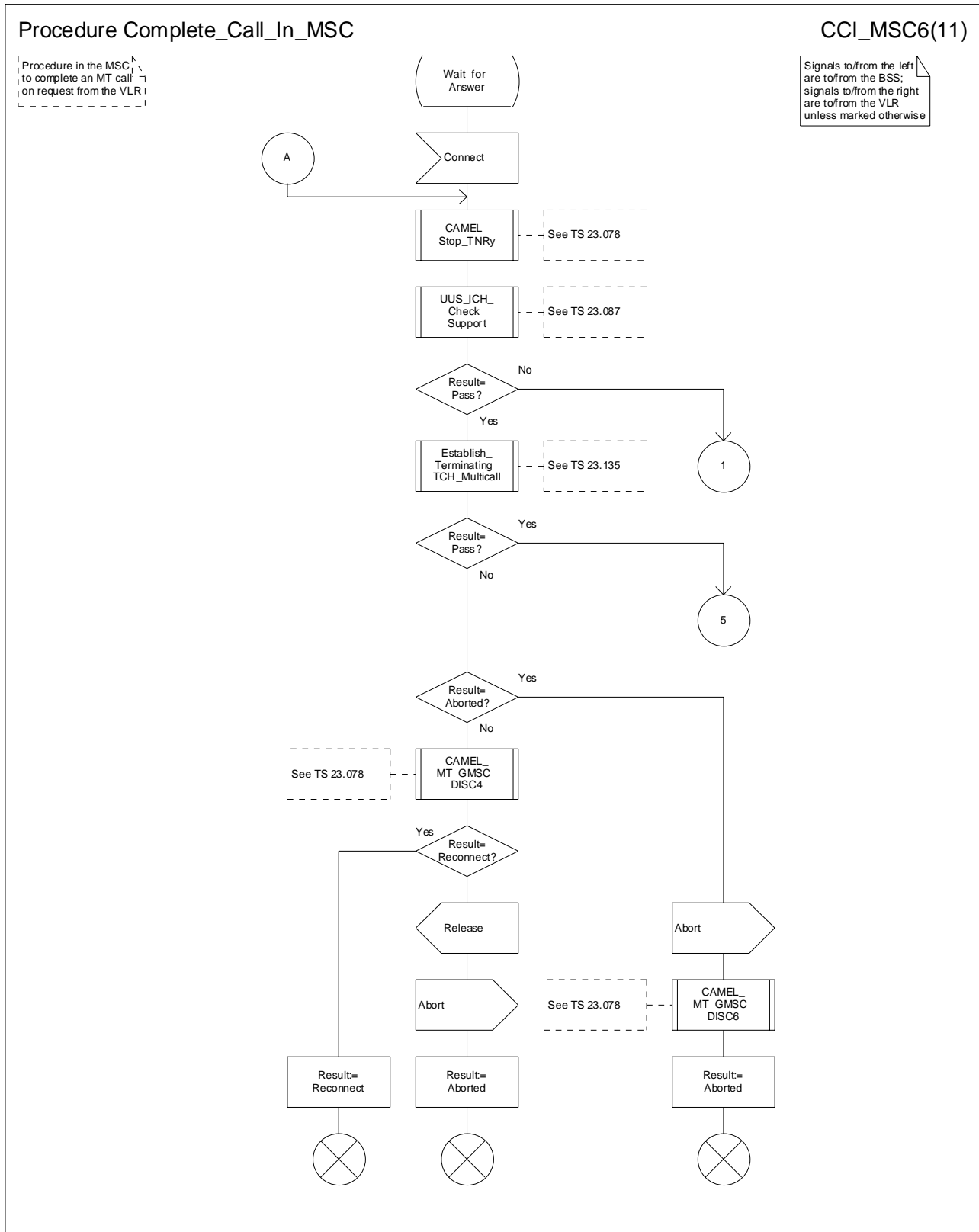


Figure 70f: Procedure Complete\_Call\_In\_MSC (sheet 6)

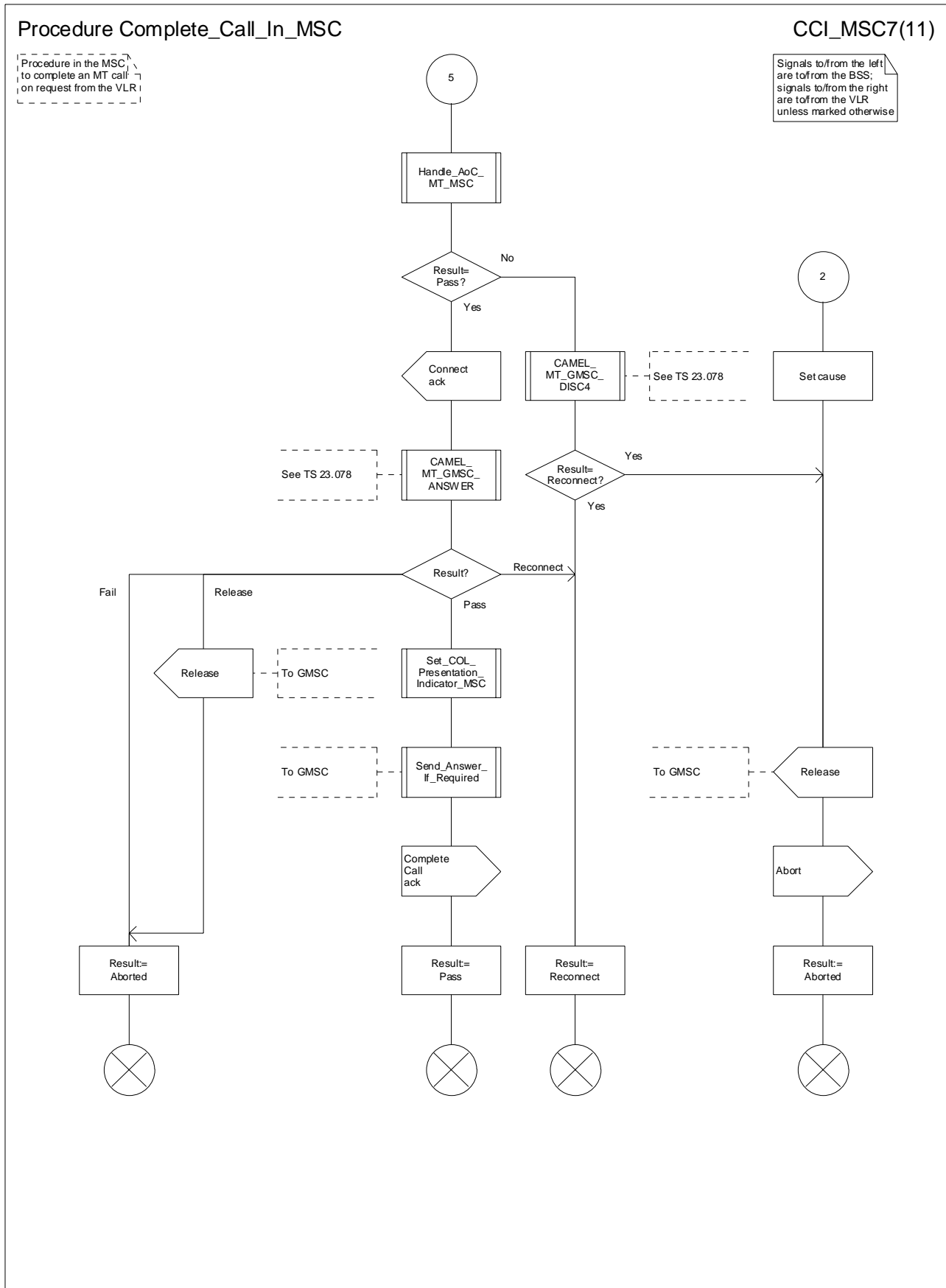


Figure 70g: Procedure Complete\_Call\_In\_MSC (sheet 7)

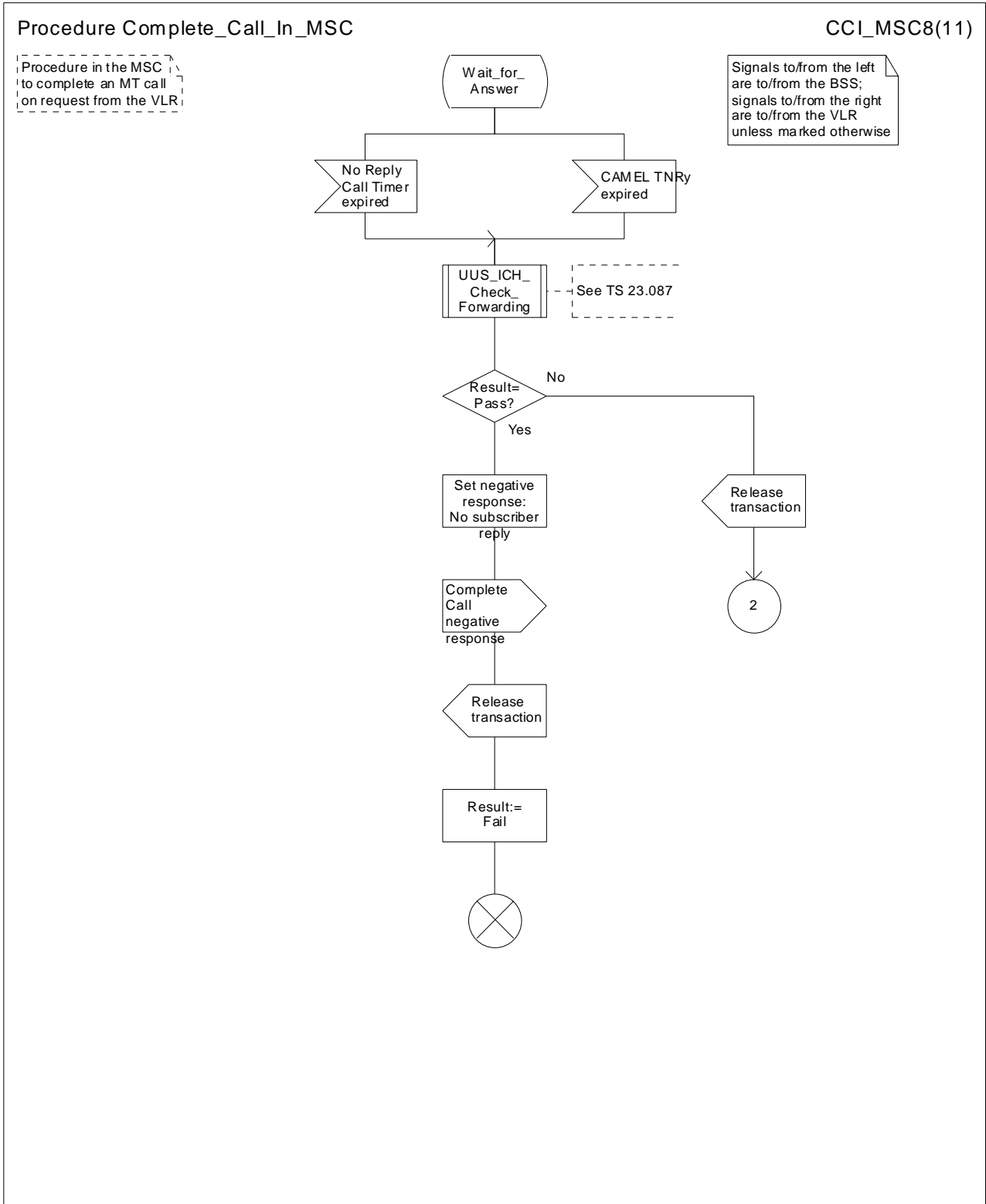


Figure 70h: Procedure Complete\_Call\_In\_MSC (sheet 8)

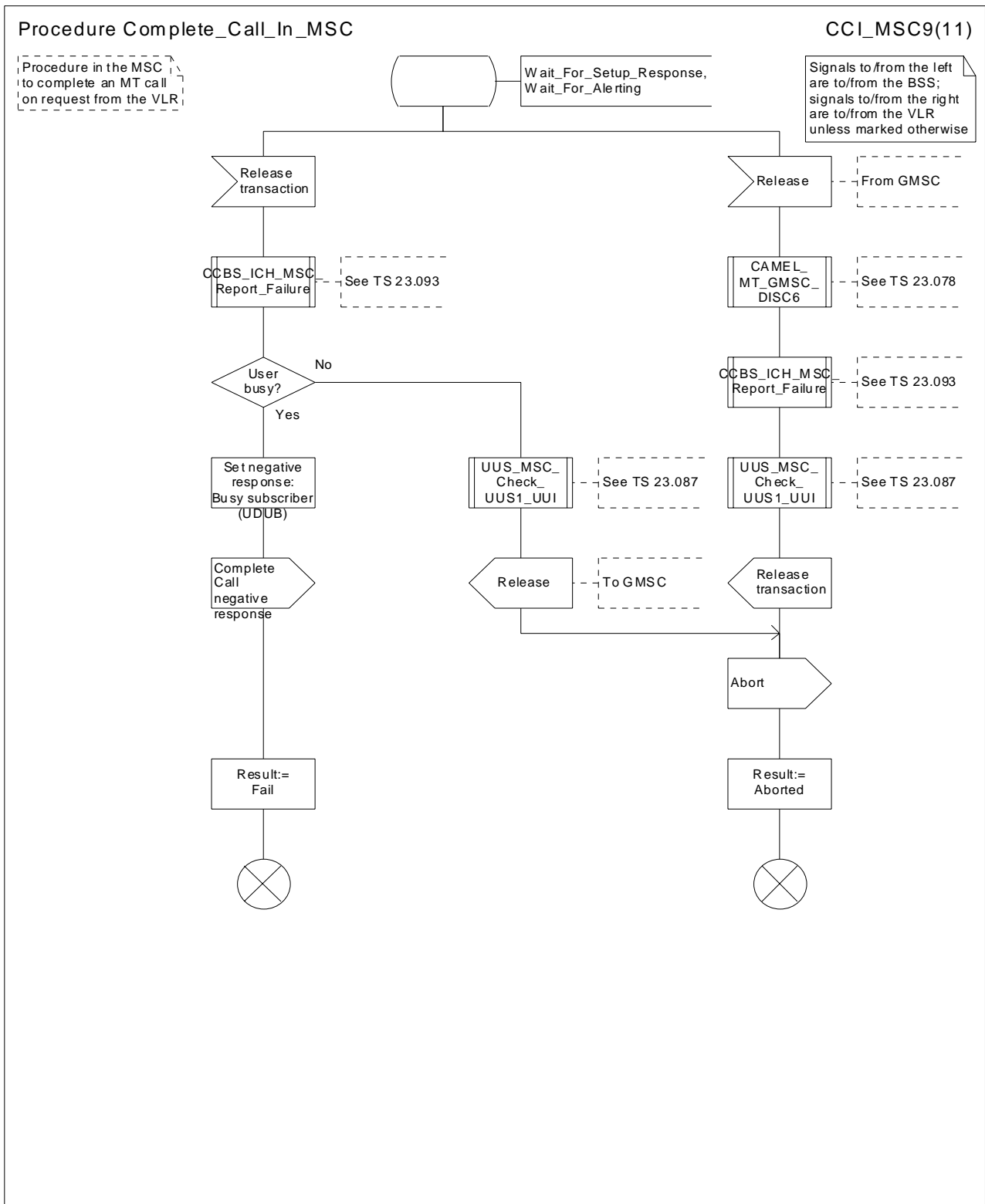


Figure 70i: Procedure Complete\_Call\_In\_MSC (sheet 9)

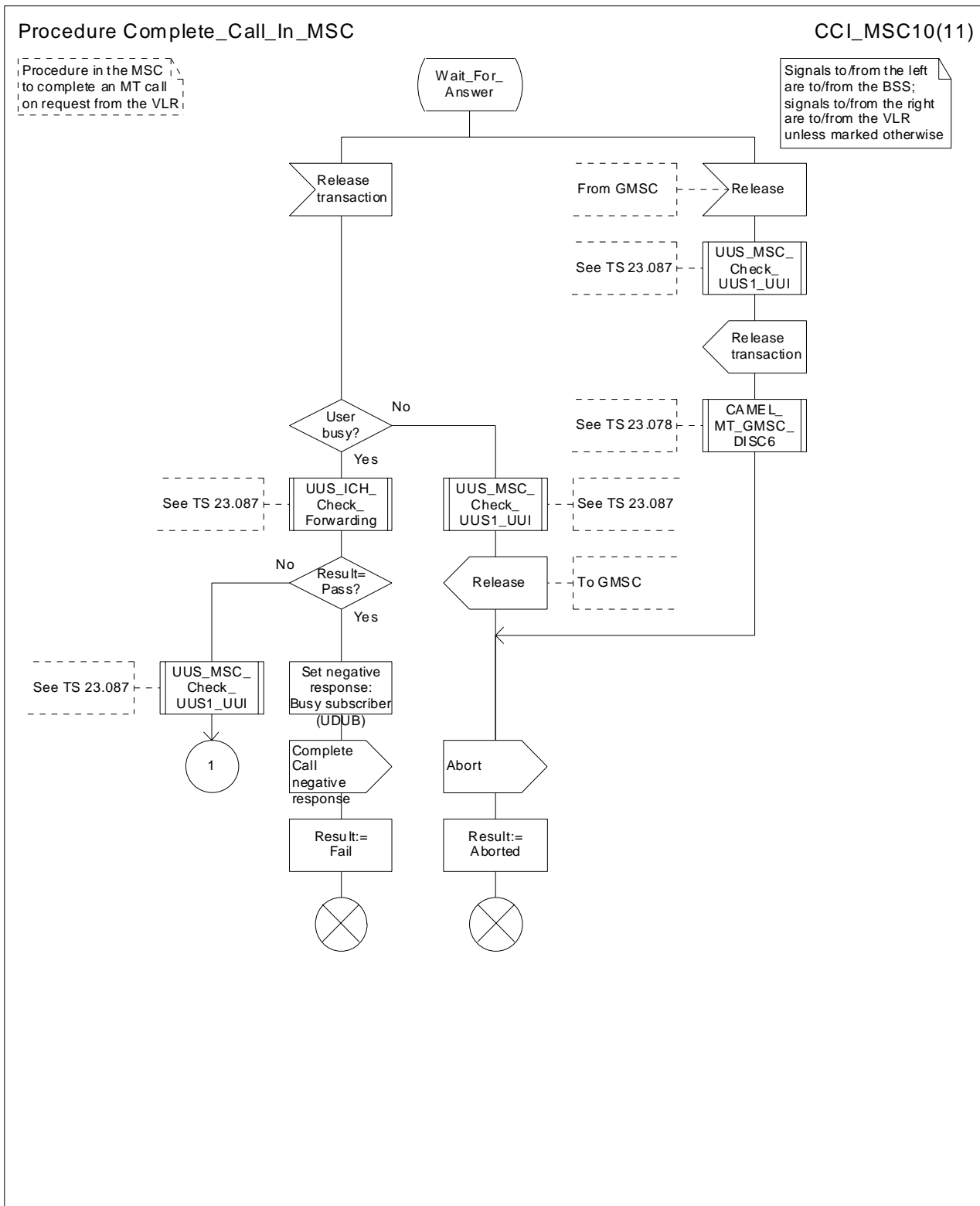


Figure 70j: Procedure Complete\_Call\_In\_MSC (sheet 10)

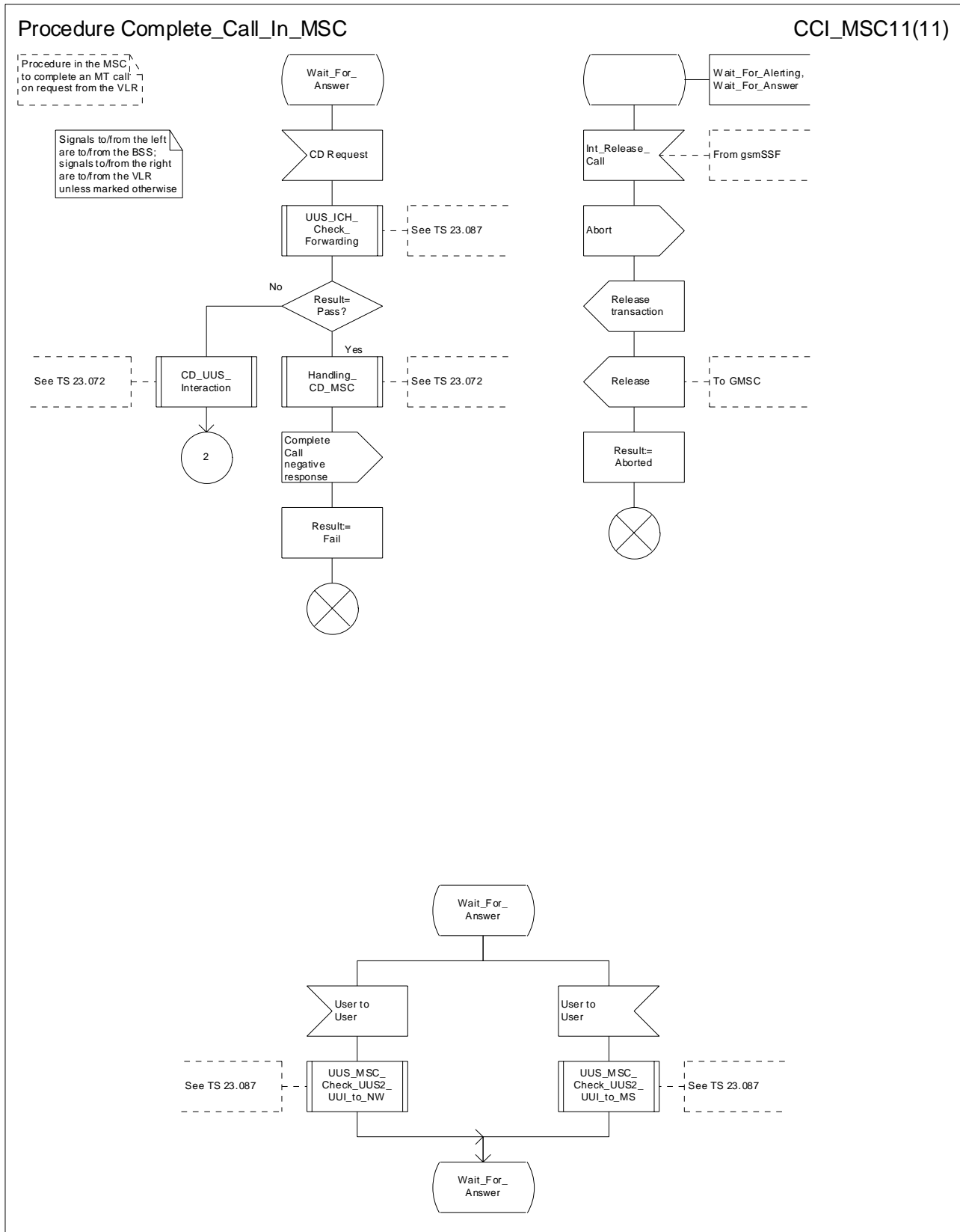


Figure 70k: Procedure Complete\_Call\_In\_MSC (sheet 11)

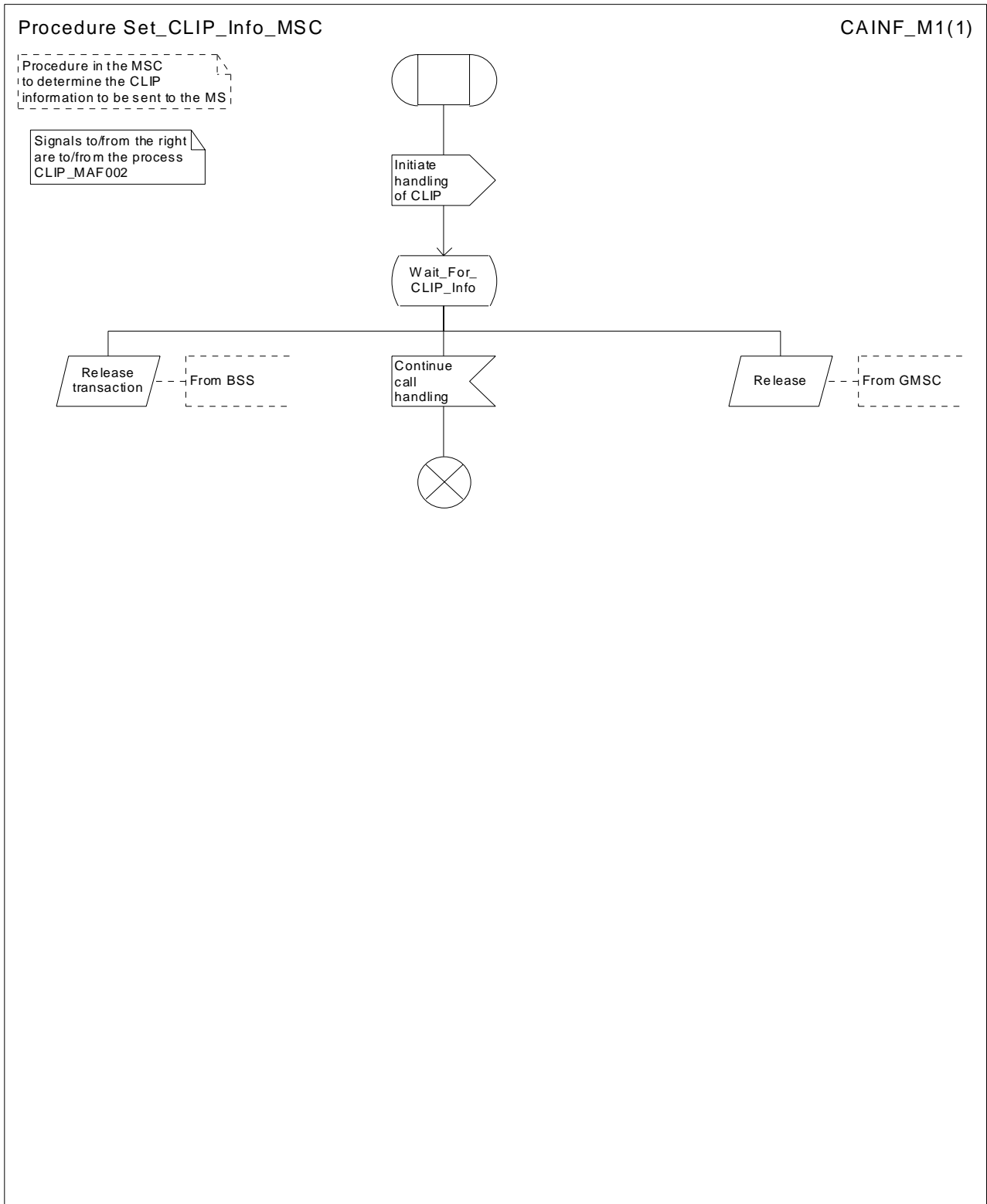


Figure 71: Procedure Set\_CLIP\_Info\_MSC

Figure 72: Void

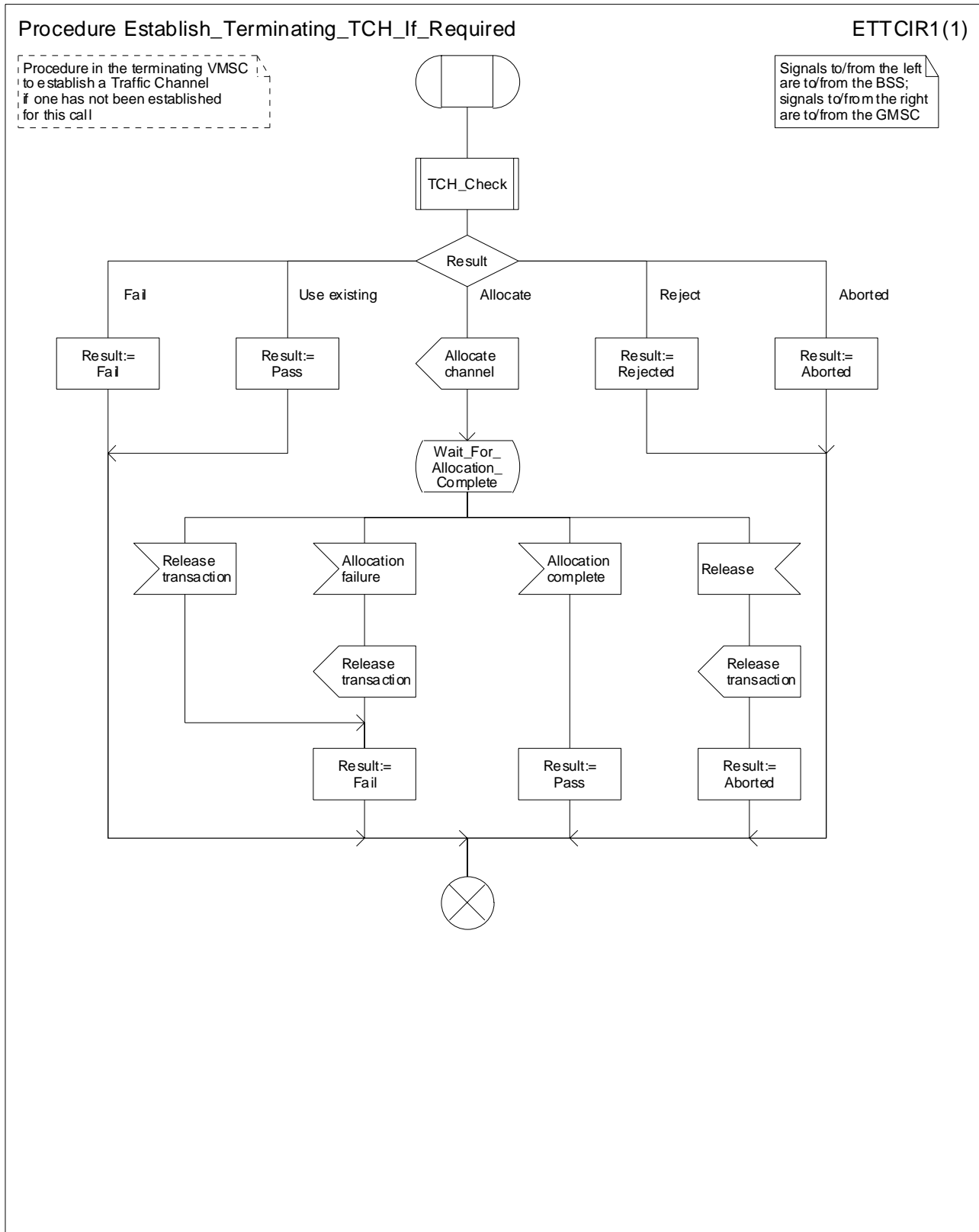


Figure 73: Procedure Establish\_Terminating\_TCH\_If\_Required



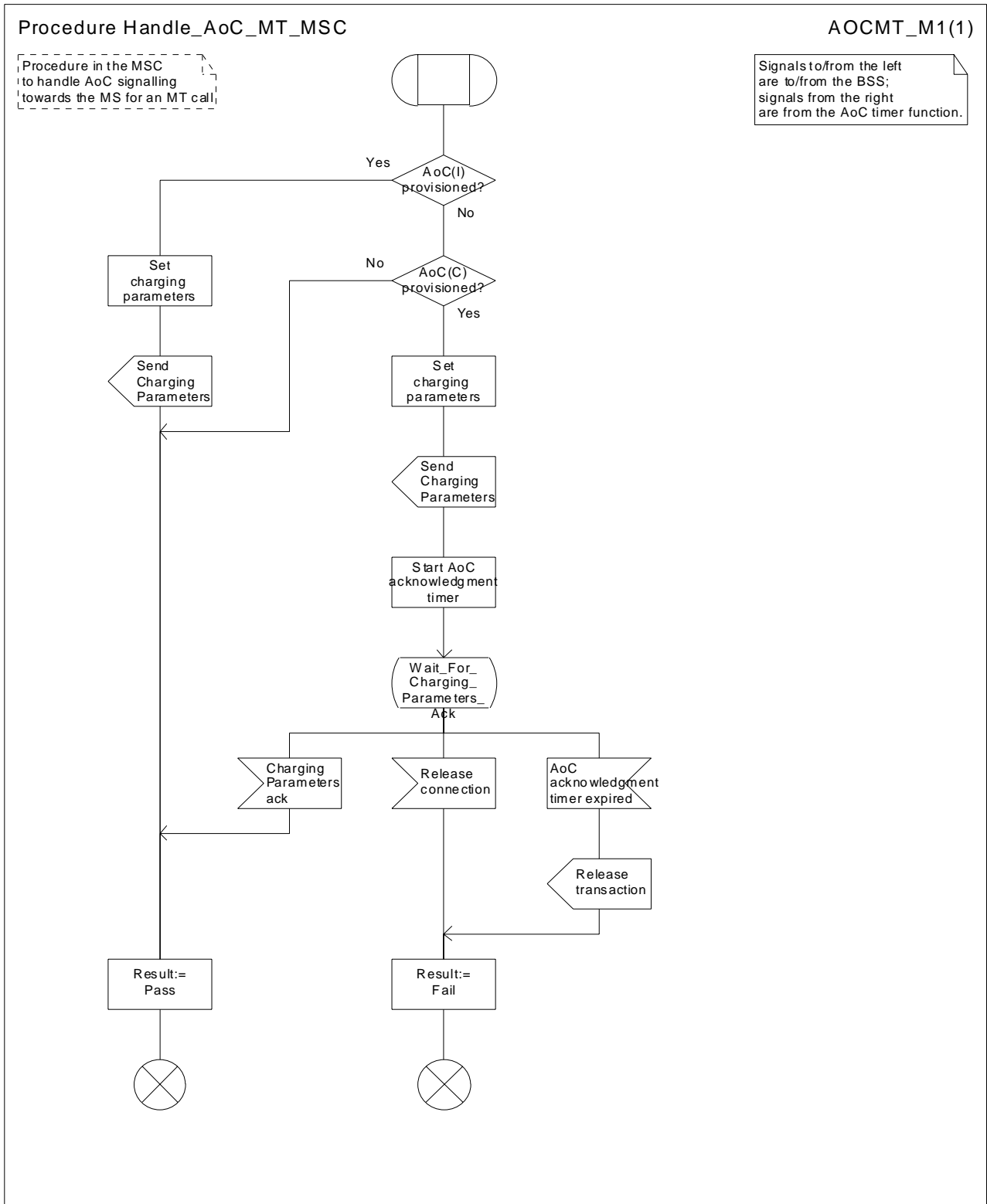


Figure 74: Procedure Handle\_AoC\_MT\_MSC

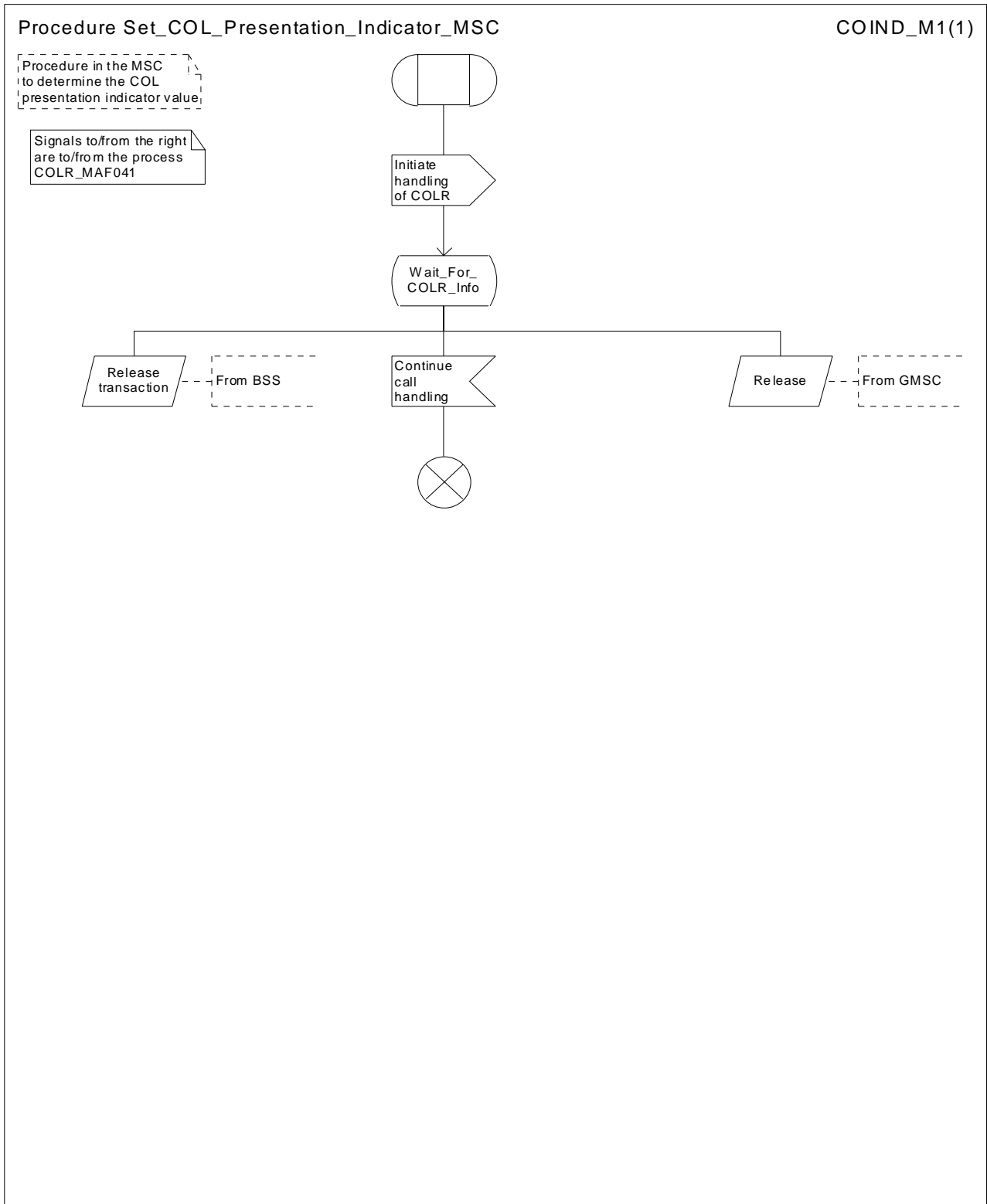


Figure 75: Procedure Set\_COL\_Presentation\_Indicator MSC

## 7.3.2 Functional requirements of VLR

### 7.3.2.1 Process ICH\_VLR

Sheet 1: if the MSRN received in the Send Info For Incoming Call is not allocated or there is no IMSI record for the IMSI identified by the MSRN, this is treated as an unknown MSRN.

Sheet 1: the procedure CAMEL\_ICH\_VLR is specific to CAMEL phase 3 or later; it is specified in 3GPP TS 23.078 [12]. If the VLR does not support CAMEL phase 3 or later, processing continues from the possible call of the procedure CCBS\_ICH\_Set\_CCBS\_Call\_Indicator.

Sheet 1: the procedure CCBS\_ICH\_Set\_CCBS\_Call\_Indicator is specific to CCBS; it is specified in 3GPP TS 23.093 [23].

Sheet 1: the VLR derives the basic service required for the call according to the rules defined in 3GPP TS 29.007 [30].

Sheet 1, sheet 2, sheet 5: the procedure CCBS\_ICH\_VLR\_Report\_Failure is specific to CCBS; it is specified in 3GPP TS 23.093 [23].

Sheet 1, sheet 3: the procedure CCBS\_ICH\_Report\_Not\_Reachable is specific to CCBS; it is specified in 3GPP TS 23.093 [23].

Sheet 2: this process communicates with the matching instance of the process PRN\_VLR, which is linked by the MSRN.

Sheet 2: the test "Paging via SGSN possible" takes the "yes" exit if:

- the Gs interface is implemented; and
- there is an association established for the MS between the MSC/VLR and the SGSN.

Sheet 3: the test "NDUB?" takes the "Yes" exit if the Page MS negative response or the Search for MS negative response had the value Busy Subscriber (NDUB).

Sheet 3: the procedure Get\_CW\_Subscription\_Info\_VLR is specific to Call Waiting. If the VLR does not support Call Waiting, processing continues from the "No" exit of the test "CW available?".

Sheet 3: the procedure Get\_CW\_Subscription\_Info\_Multicall\_VLR is specific to Multicall; it is specified in 3GPP TS 23.135 [34]. If the VLR does not support both Multicall and Call Waiting, processing continues from the "No" exit of the test "CW available?".

Sheet 3: the VLR uses the basic service returned in the Page MS negative response or the Search for MS negative response Busy Subscriber (More calls possible) to determine whether call waiting is available.

Sheet 3: the procedure Get\_LI\_Subscription\_Info\_MT\_VLR is specific to CLIP and COLR. If the VLR supports neither CLIP nor COLR, the procedure call is omitted.

Sheet 3: the procedure Get\_AoC\_Subscription\_Info\_VLR is specific to AoC; it is specified in subclause 7.1.2.15.

Sheet 3 sheet 6: the procedure CLI\_ICH\_VLR\_Add\_CLI is specific to Enhanced CLI Handling. It is specified in 3GPP TS 23.081 [14].

Sheet 3: the procedure CCBS\_ICH\_Handle\_NDUB is specific to CCBS; it is specified in 3GPP TS 23.093 [23]. If the VLR does not support CCBS, processing continues from the "Forward" exit of the test "Result".

Sheet 3: the procedure Process\_Access\_Request\_VLR is specified in subclause 7.1.2.2.

Sheet 3: the output signal Page MS towards the SGSN includes the Location area identity parameter.

Sheet 3: if the VLR does not support CUG, handling continues from the "No" exit of the test "CUG info present?".

Sheet 4, sheet 6: the procedure CAMEL\_CHECK\_SII2\_CDTI is specific to CAMEL Phase 3 or later; it is specified in 3GPP TS 23.078 [12]. If the GMSC does not support CAMEL Phase 3 or later, processing continues from the "Yes" exit of the test "Result = Pass?".

Sheet 5, sheet 6: the procedure CD\_Authorization is specific to Call Deflection, it is specified in 3GPP TS 23.072 [11]. If the VLR does not support Call Deflection, processing continues from the "Yes" exit of the test "Result=Aborted?".

Sheet 5, sheet 6: the procedure CCBS\_ICH\_Handle\_UDUB is specific to CCBS; it is specified in 3GPP TS 23.093 [23].

Sheet 6: the test "NDUB?" is executed only if the VLR supports CCBS. If the VLR does not support CCBS, processing continues from connector 5.

Sheet 7: the procedure CCBS\_ICH\_Set\_CCBS\_Target is specific to CCBS; it is specified in 3GPP TS 23.093 [23].

Sheet 7: the procedure Handle\_CFNRc is specified in subclause 7.2.2.11.

Sheet 8: the procedure Forward\_CUG\_Check is specific to CUG; it is specified in subclause 7.2.2.6. If the VLR does not support CUG, processing continues from the "Yes" exit of the test "Result=Call allowed?".

Sheet 8: the procedures CAMEL\_O\_CSI\_Check\_VLR, and CAMEL\_D\_CSI\_Check\_VLR are specific to CAMEL phase 3 or later; they are specified in 3GPP TS 23.078 [12].

### 7.3.2.2 Void

### 7.3.2.3 Procedure Search\_For\_MS\_VLR

The test "Paging via SGSN possible" takes the "yes" exit if:

- the Gs interface is implemented; and
- the VLR configuration requires paging via the SGSN during VLR restoration.

The output signal Page MS towards the SGSN omits the Location area identity parameter. It is sent to every SGSN to which the VLR is connected.

### 7.3.2.4 Procedure Get\_CW\_Subscription\_Info\_VLR

The VMSC may abort the transaction with the VLR while a response is awaited from the process MAF013. The message is saved for processing after return from the procedure.

### 7.3.2.5 Procedure Get\_LI\_Subscription\_Info\_MT\_VLR

The VMSC may abort the transaction with the VLR while a response is awaited from the process CLIP\_MAF001 or the process COLR\_MAF040. The message is saved for processing after return from the procedure.

### 7.3.2.6 Procedure Handle\_CFB

The test "Normal call busy" refers to the value of the indicator returned by the process MAF008.

The procedure CAMEL\_CHECK\_SII2\_CDTI is specific to CAMEL Phase 3 or later; it is specified in 3GPP TS 23.078 [12]. If the GMSC does not support CAMEL Phase 3 or later, processing continues from the "Yes" exit of the test "Result = Pass?".

### 7.3.2.7 Procedure Handle\_CFNRy

The test "Normal call" refers to the value of the indicator returned by the process MAF009.

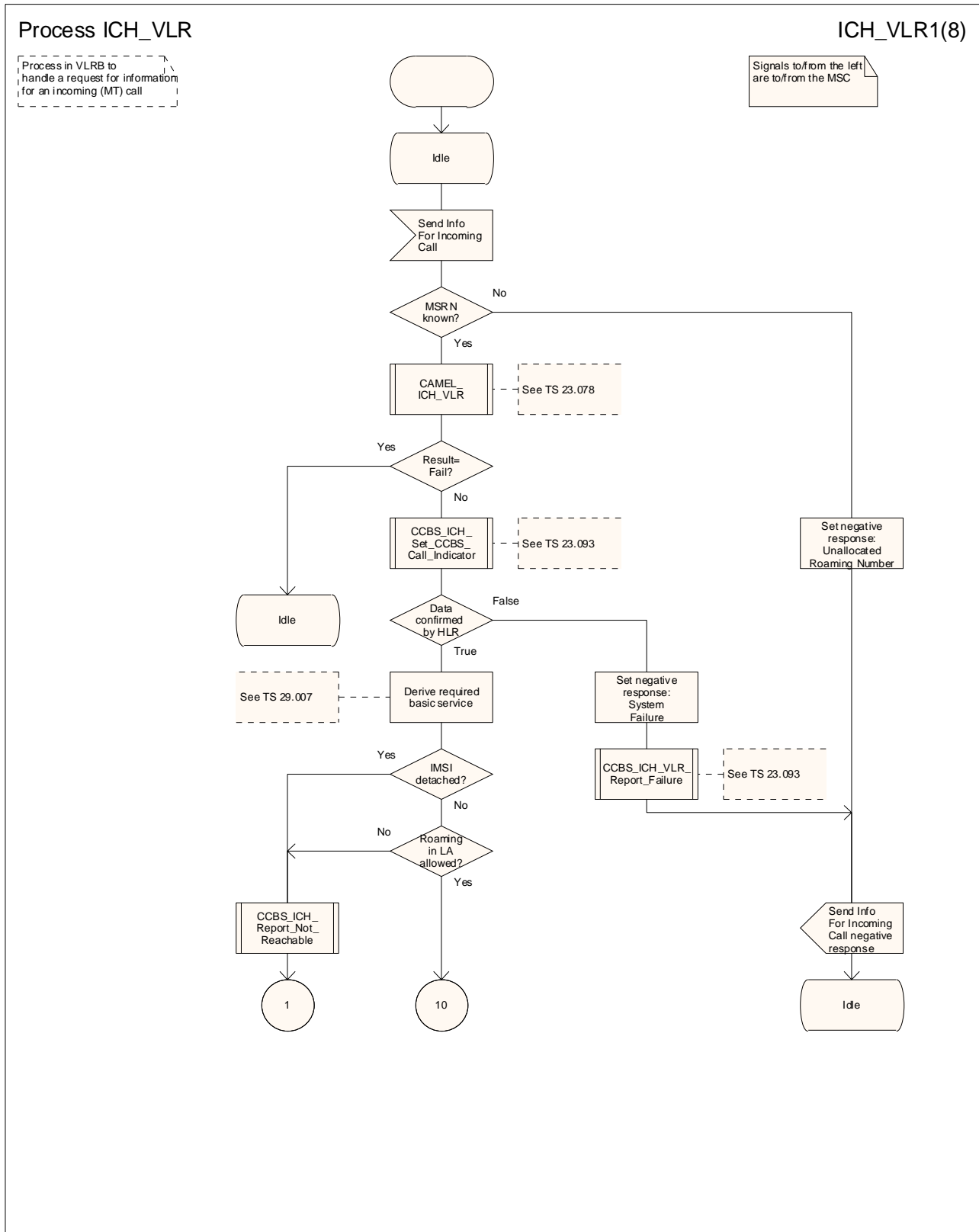


Figure 76a: Process ICH\_VLR (sheet 1)

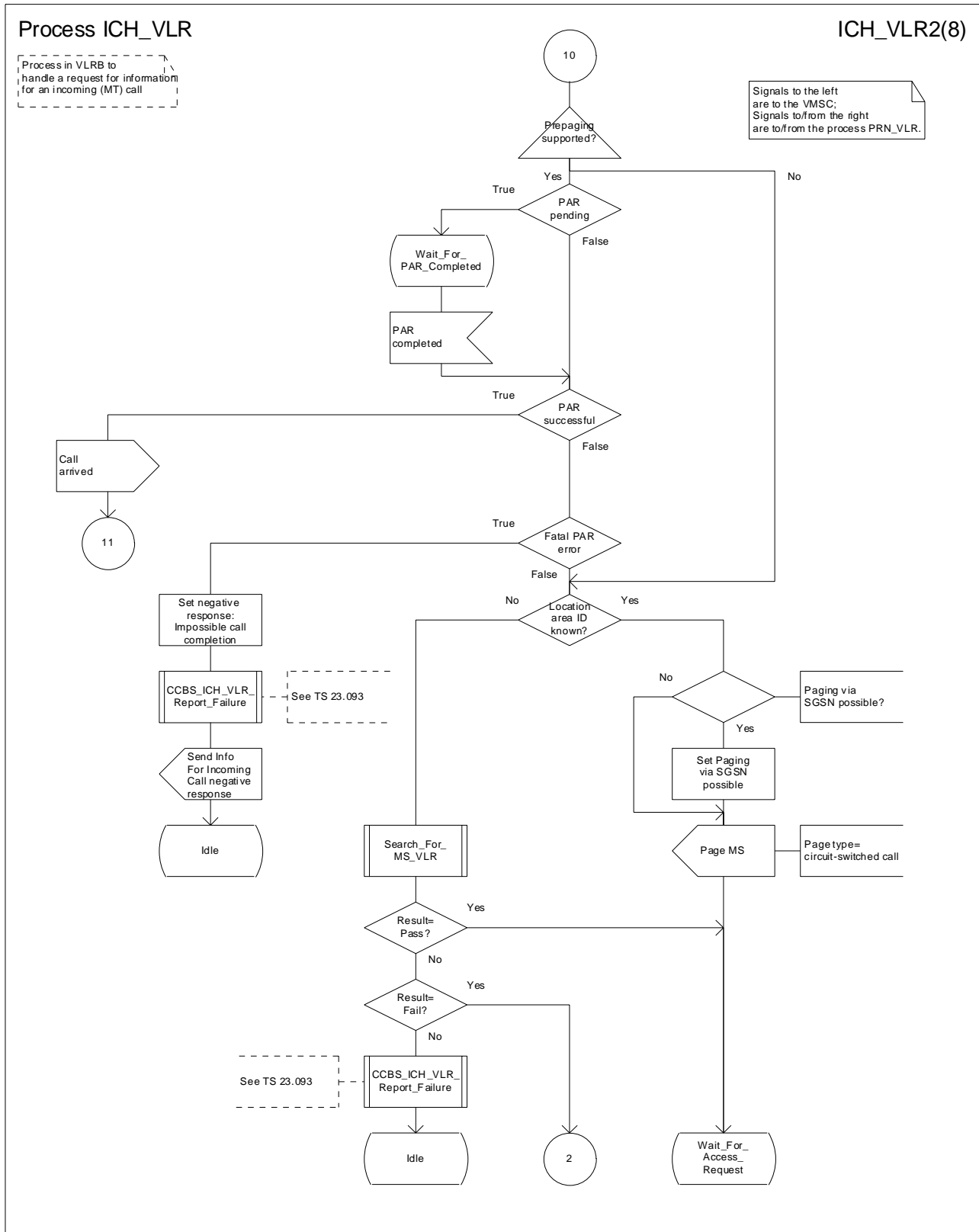


Figure 76b: Process ICH\_VLR (sheet 2)

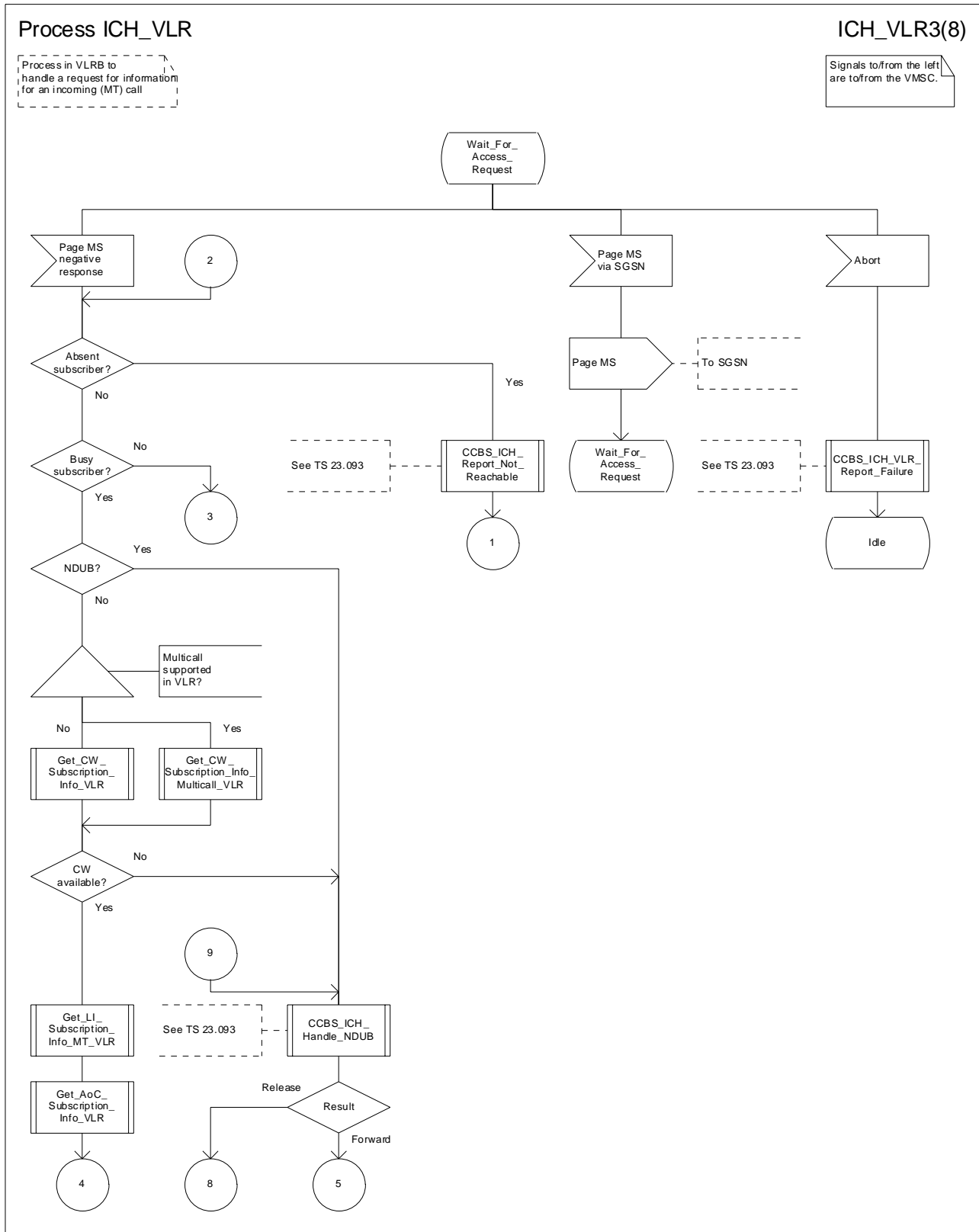


Figure 76c: Process ICH\_VLR (sheet 3)

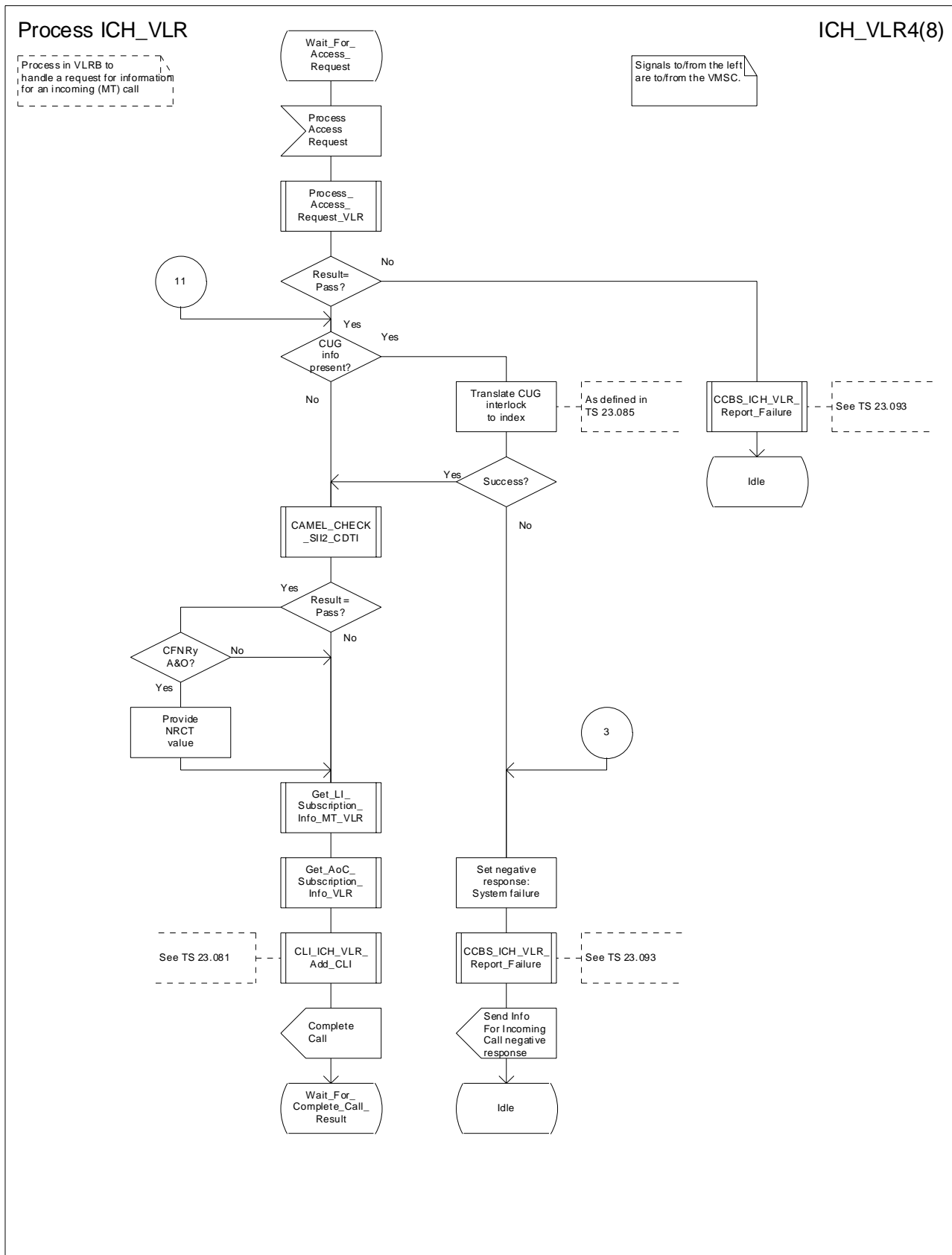


Figure 76d: Process ICH\_VLR (sheet 4)



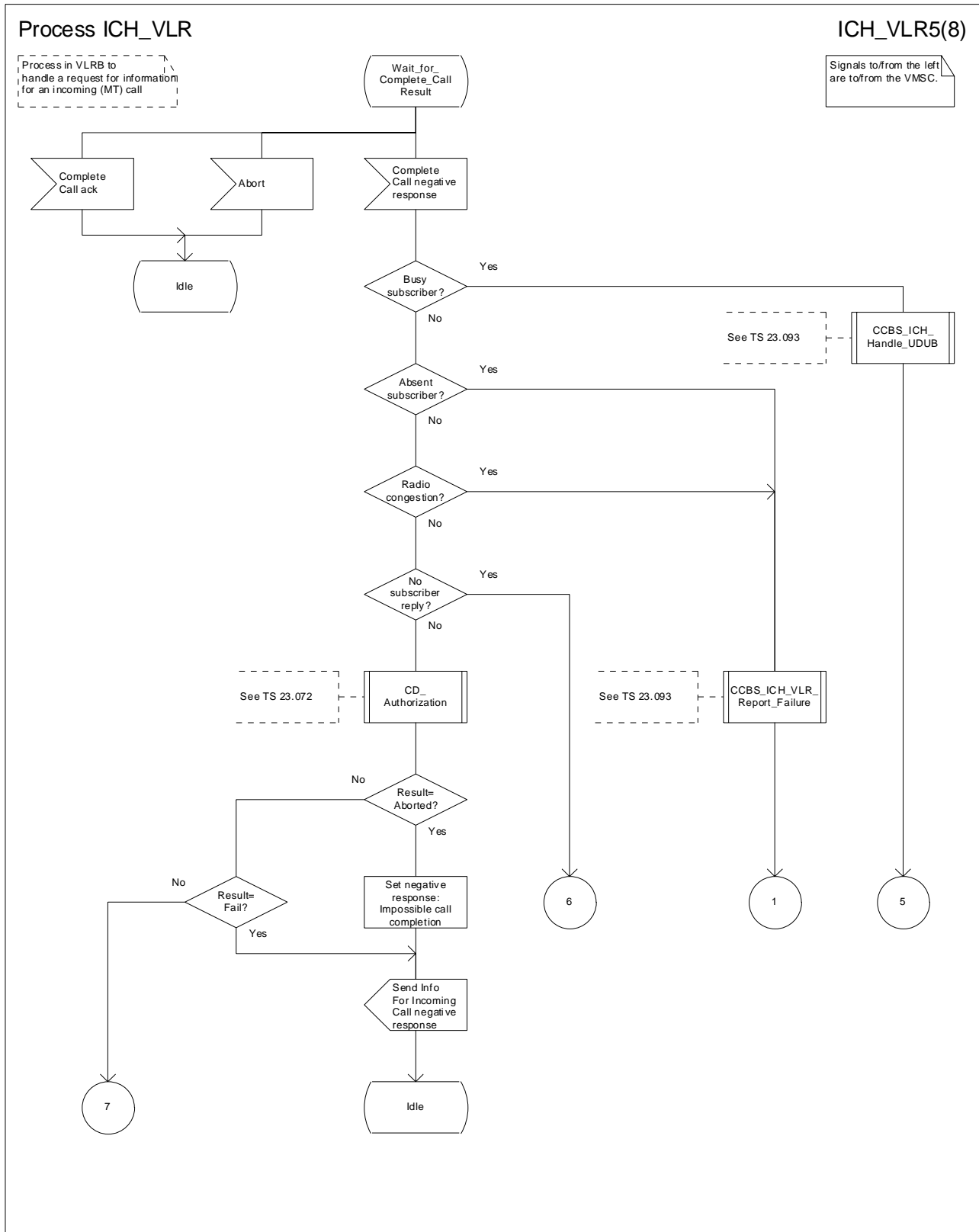


Figure 76e: Process ICH\_VLR (sheet 5)

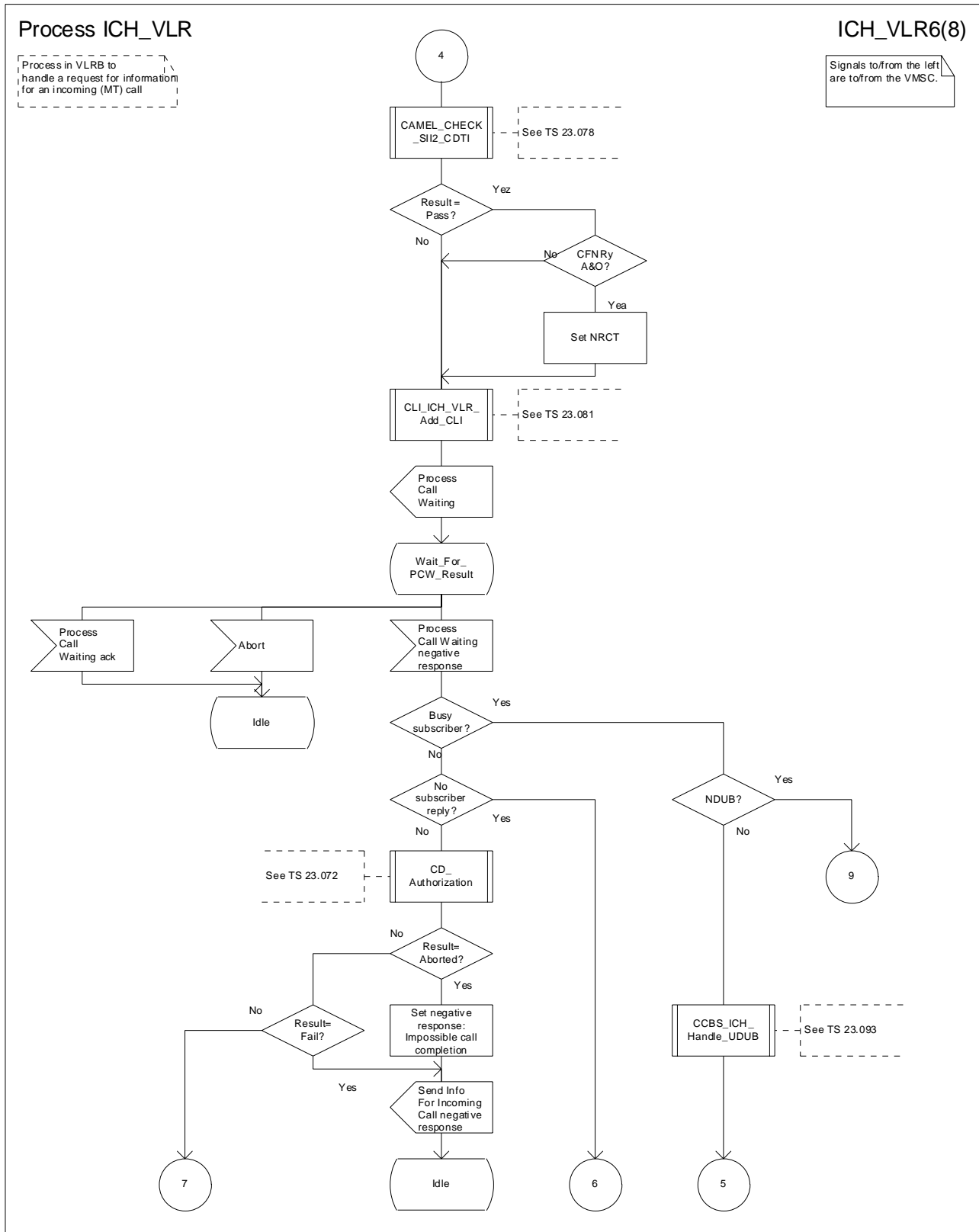


Figure 76f: Process ICH\_VLR (sheet 6)

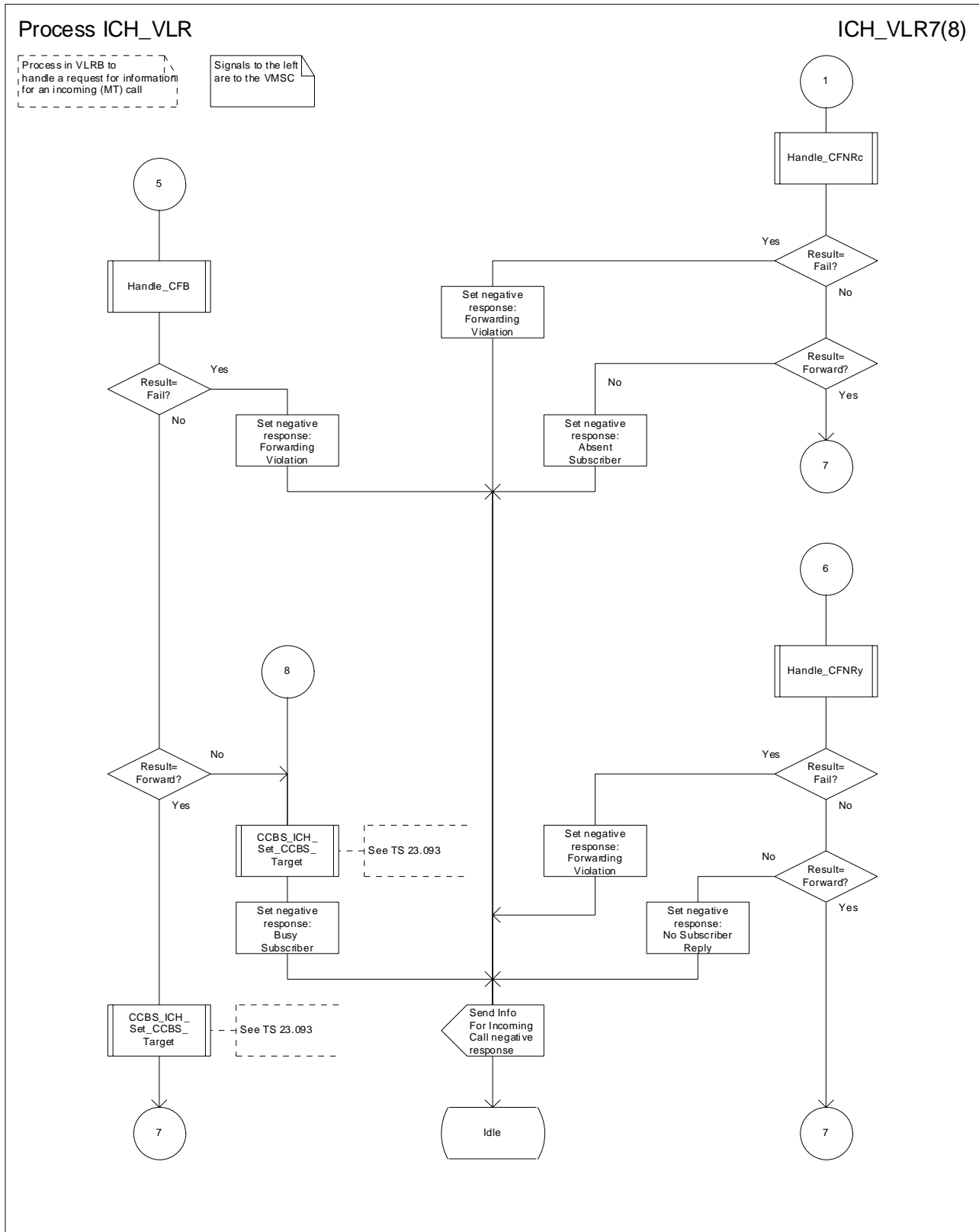


Figure 76g: Process ICH\_VLR (sheet 7)

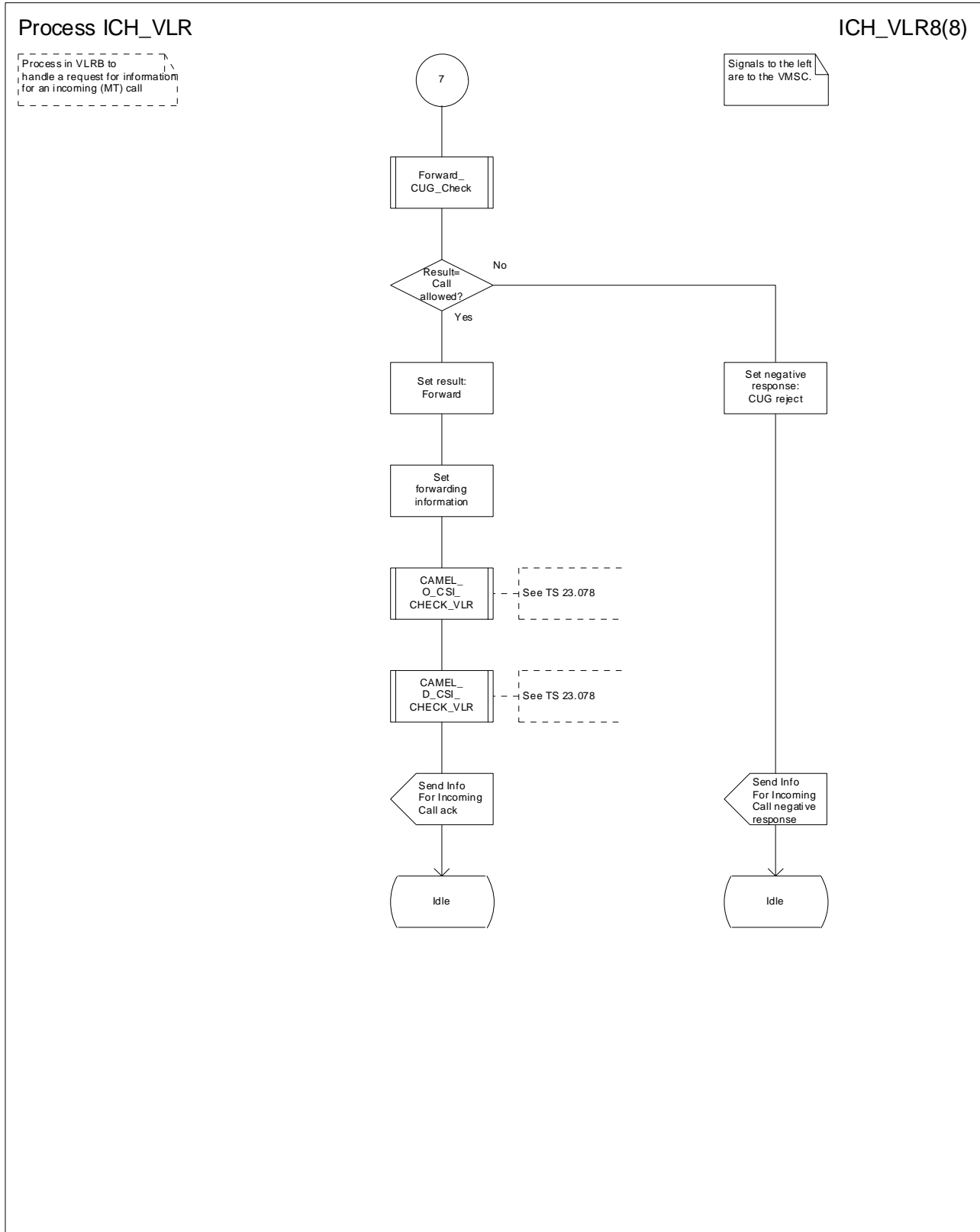


Figure 76h: Process ICH\_VLR (sheet 8)

Figure 77: Void

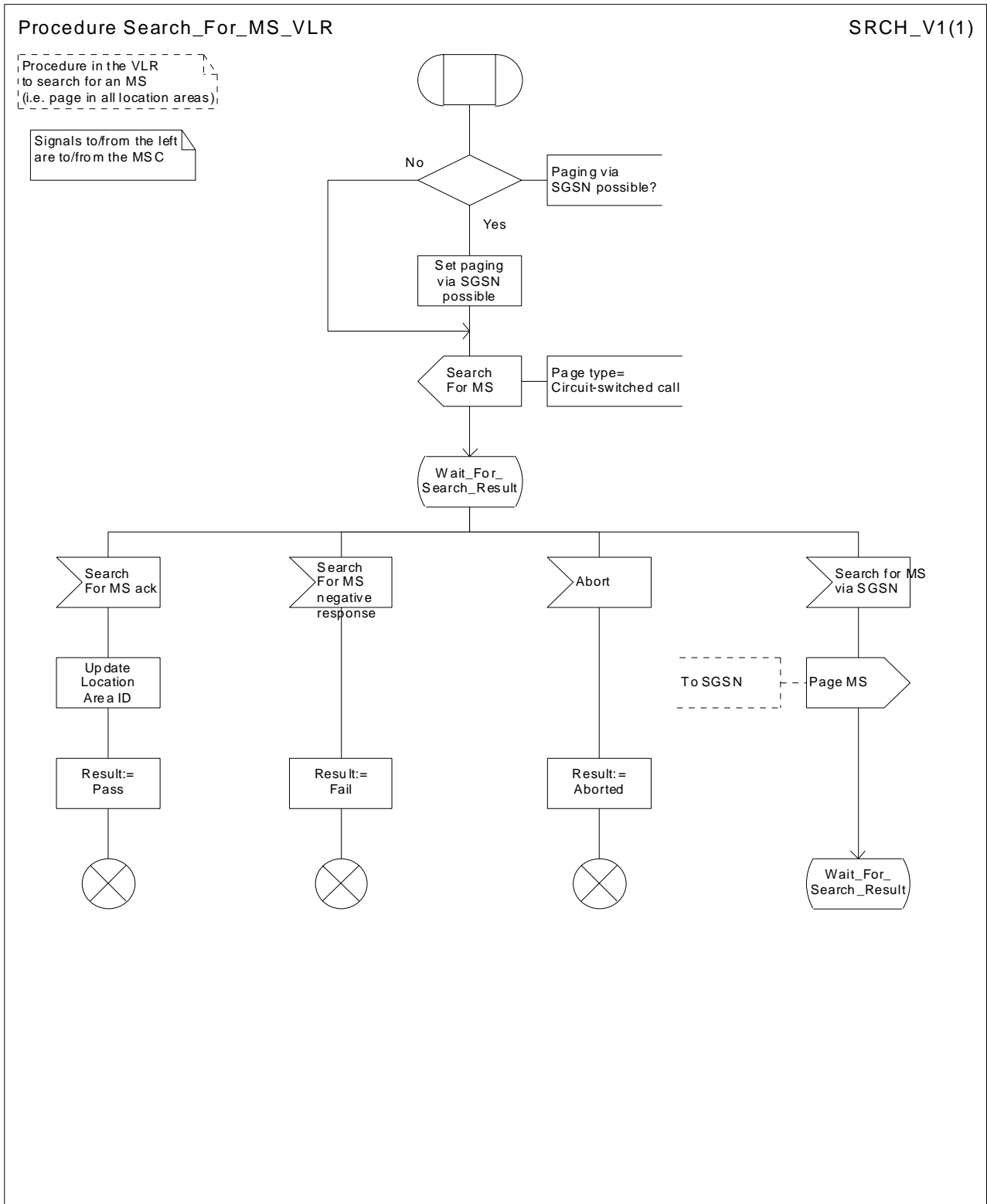


Figure 78: Procedure Search\_For\_MS\_VLR

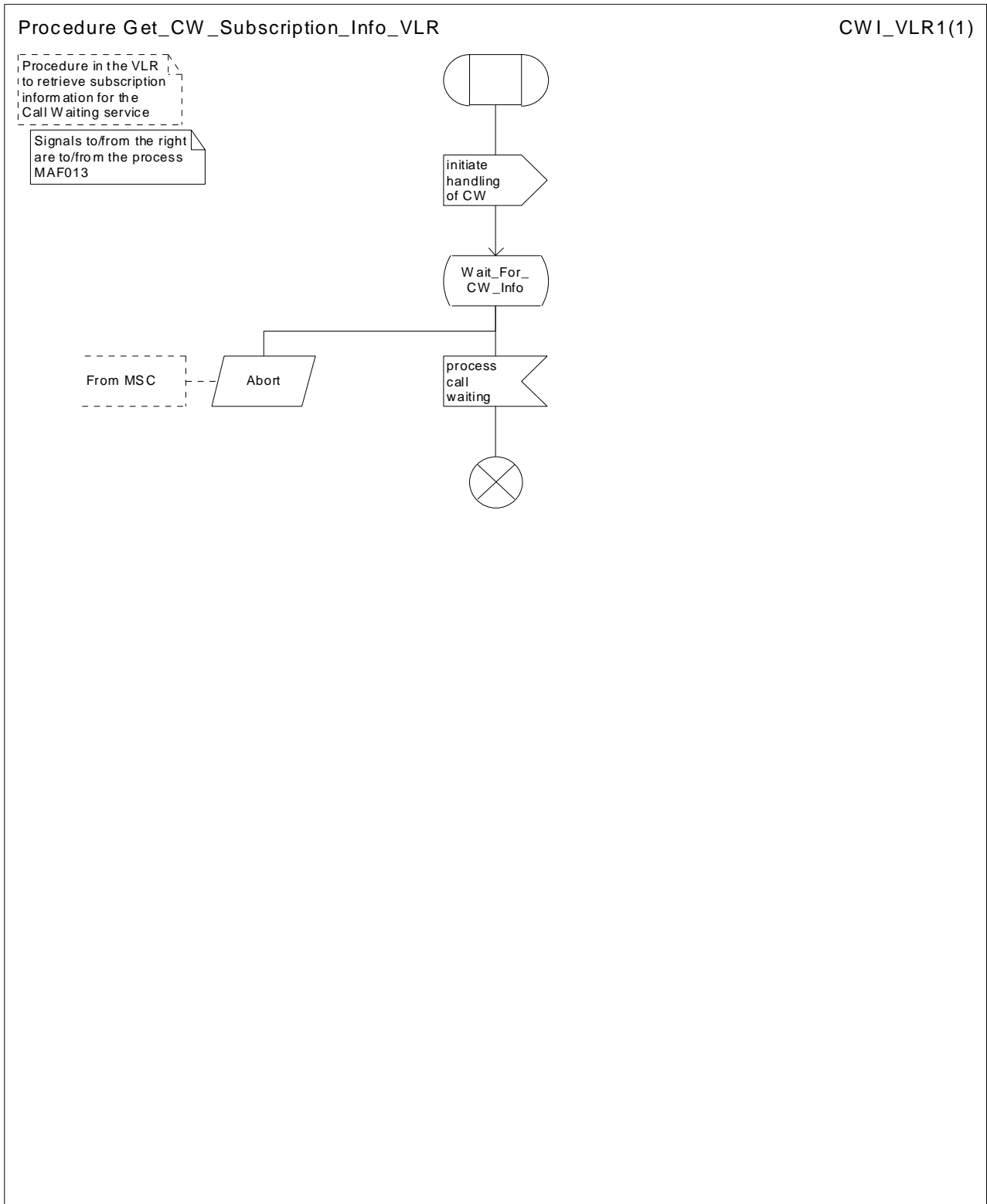


Figure 79: Procedure Get\_CW\_Subscription\_Info\_VLR

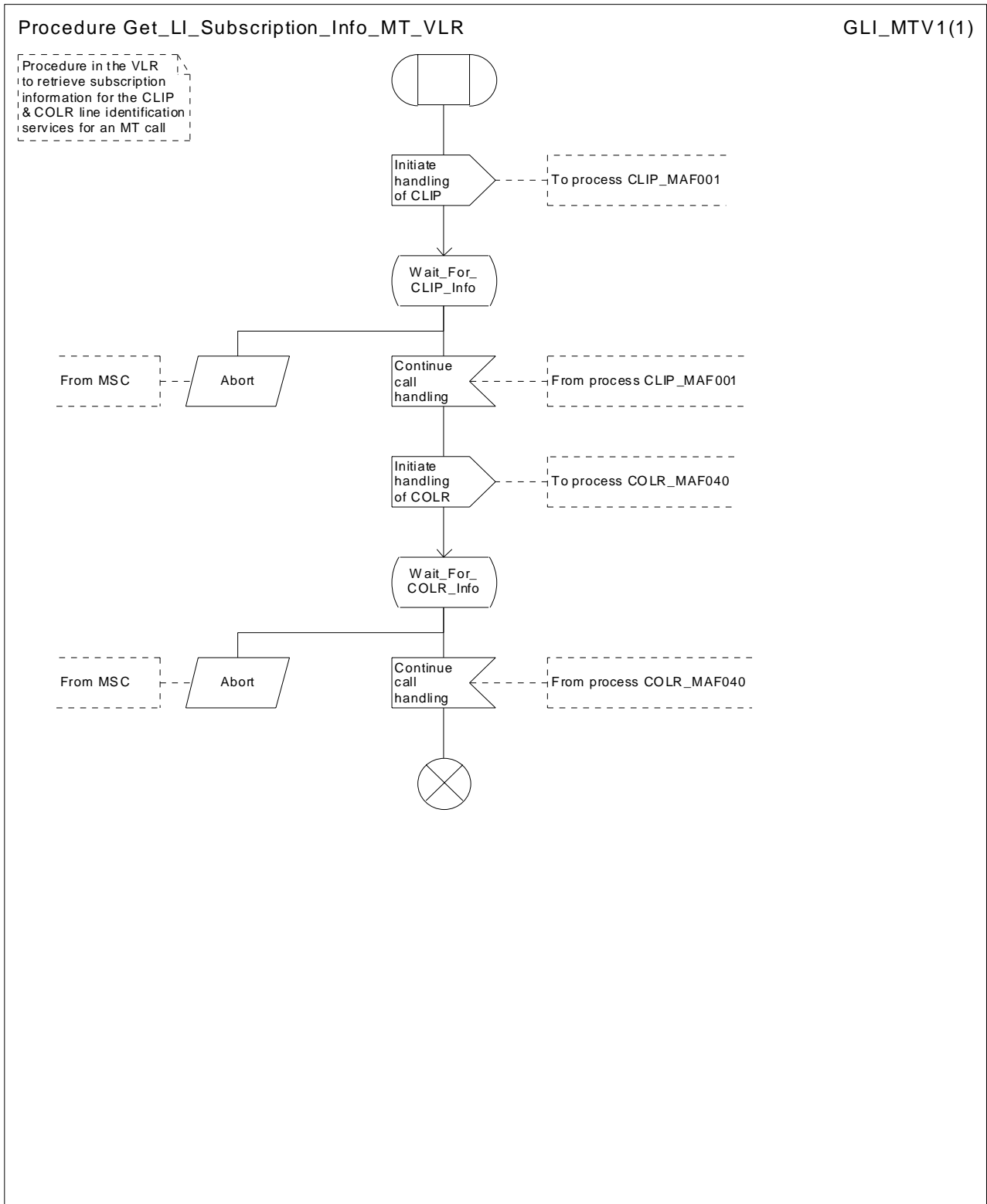


Figure 80: Procedure Get\_LI\_Subscription\_Info\_MT\_VLR

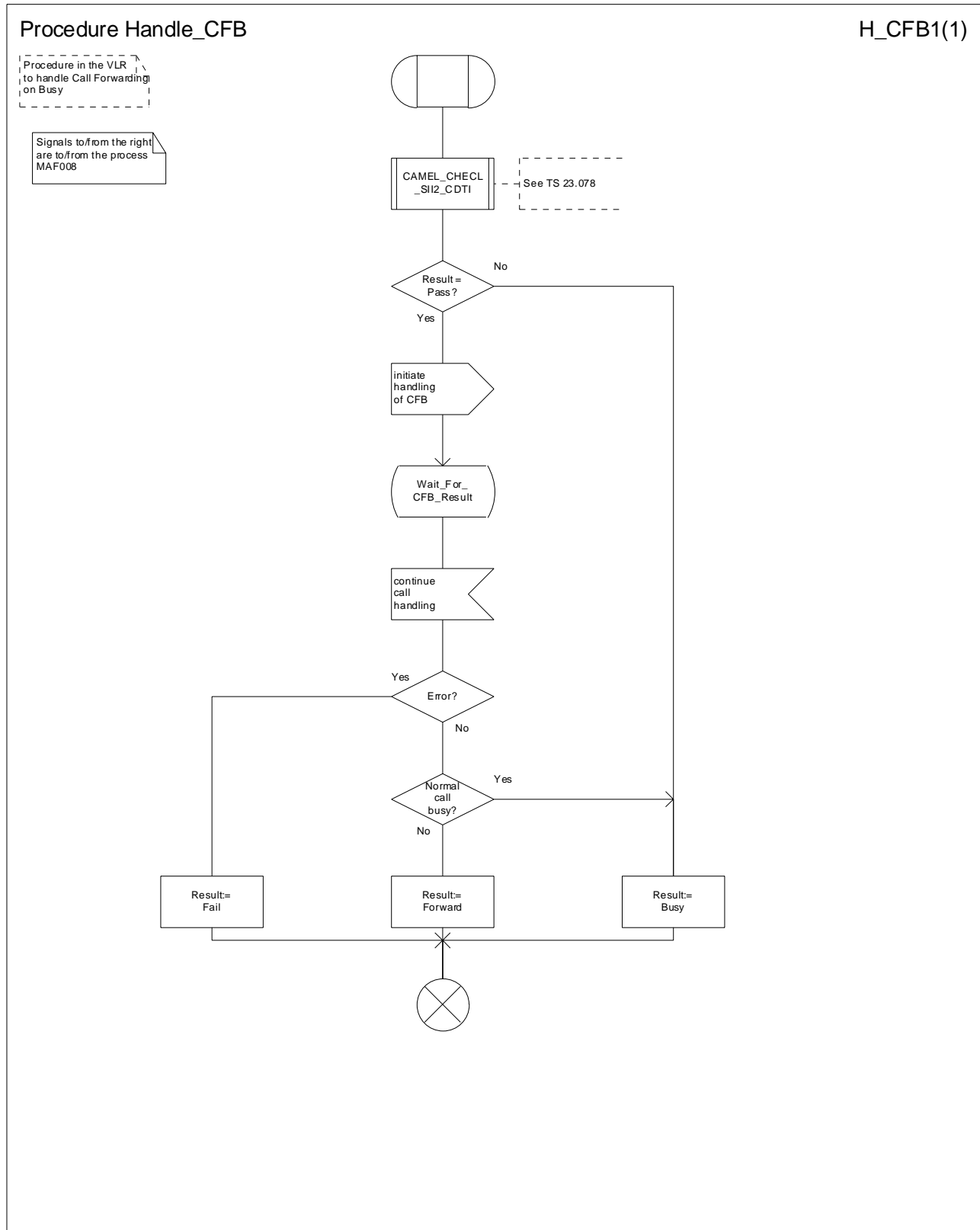


Figure 81: Procedure Handle\_CFB



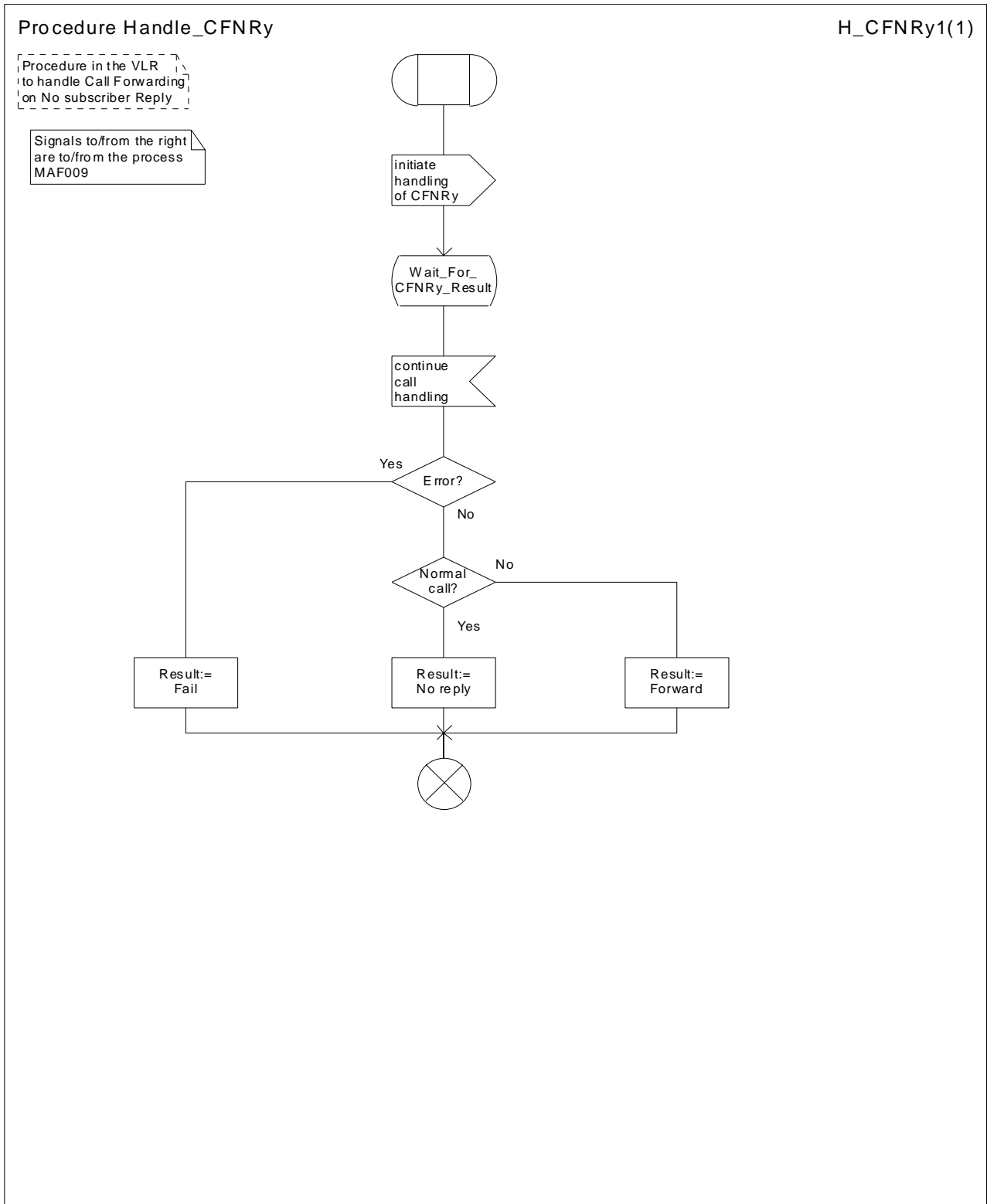


Figure 82: Procedure Handle\_CFNRy

## 7.4 Subs\_FSM

### 7.4.1 Functional requirements of serving MSC

#### 7.4.1.1 Process Subs\_FSM

One instance of the process Subs\_FSM runs for each subscriber who is involved in at least one call. It monitors the state of any ongoing calls for that subscriber. The individual call control processes OCH\_MSC and ICH\_MSC submit supplementary service requests received from the MS to the process Subs\_FSM, which then responds appropriately.

The process Subs\_FSM interacts with the processes OCH\_MSC and ICH\_MSC as specified in subclauses 7.1.1 and 7.3.1.

Sheet 5, sheet 6, sheet 7, sheet 8, sheet 9, sheet 11, sheet 12, sheet 15: processing on this page will occur only if the VMSC supports HOLD.

Sheet 8: the procedure Handle\_MPTY is specific to MPTY; it is specified in 3GPP TS 23.084 [17].

Sheet 8: the procedure Handle\_ECT\_Active is specific to ECT; it is specified in 3GPP TS 23.091 [22].

Sheet 10: processing on this page will occur only if the VMSC supports Multicall.

Sheet 12: the procedure Handle\_ECT\_Alerting is specific to ECT; it is specified in 3GPP TS 23.091 [22].

Sheet 13, sheet 14: processing on this page will occur only if the VMSC supports both HOLD and Multicall.

- 7.4.1.1.1 Macro Check\_Ongoing\_Calls
- 7.4.1.1.2 Macro Update\_Non\_Speech\_Calls\_Status
- 7.4.1.1.3 Macro Increment\_Call\_Counter
- 7.4.1.1.4 Macro Decrement\_Call\_Counter

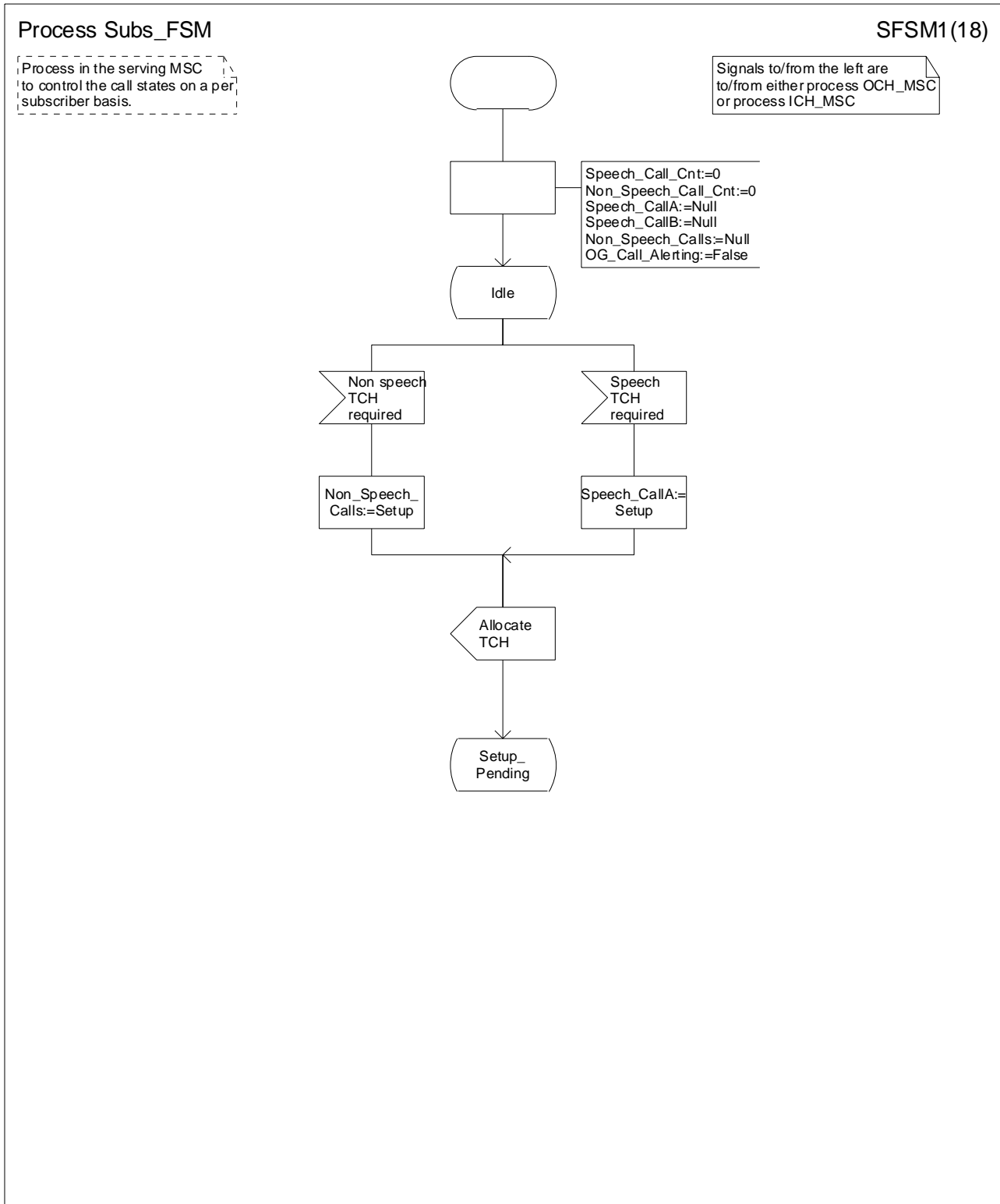


Figure 83a: Process Subs\_FSM (sheet 1)

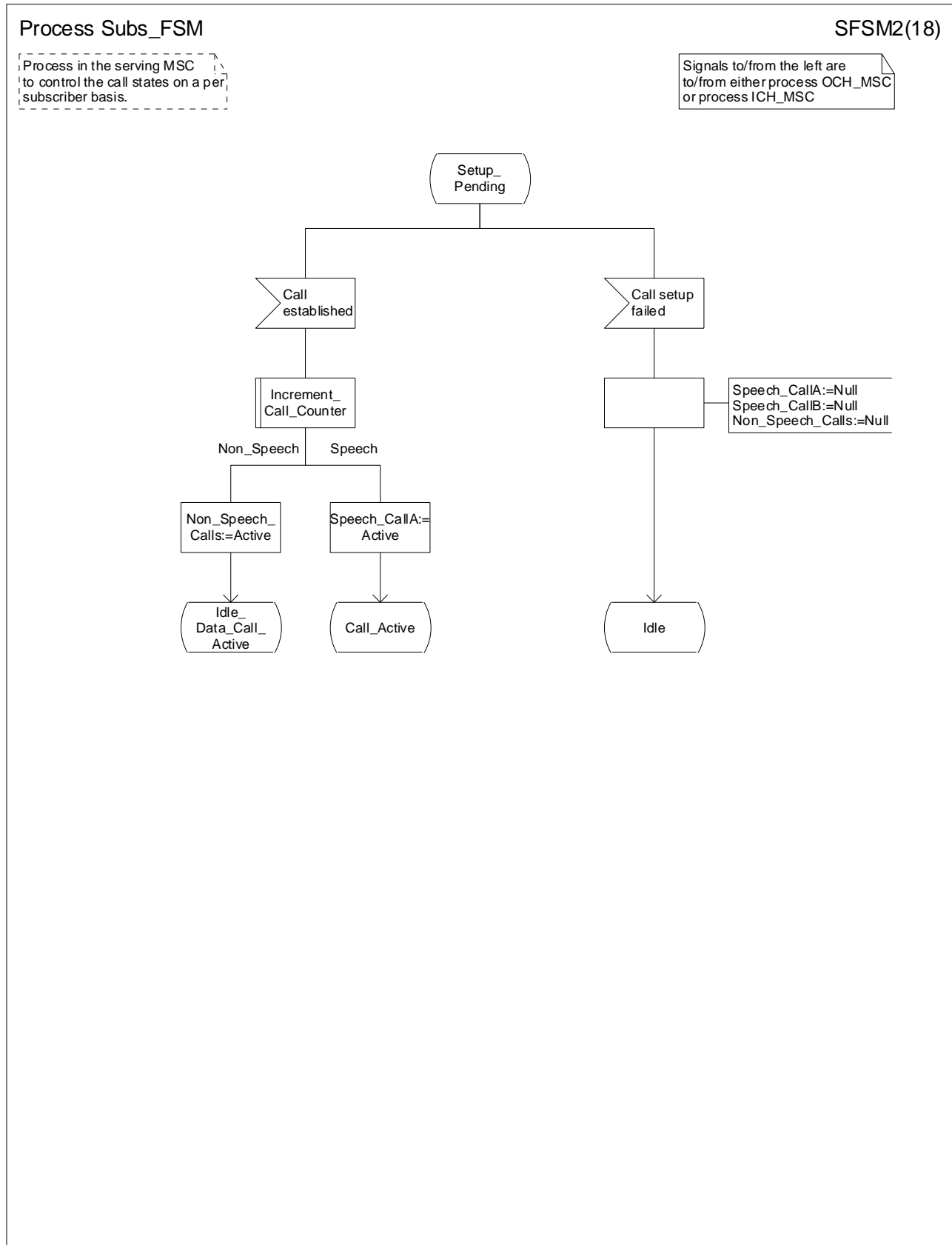


Figure 83b: Process Subs\_FSM (sheet 2)

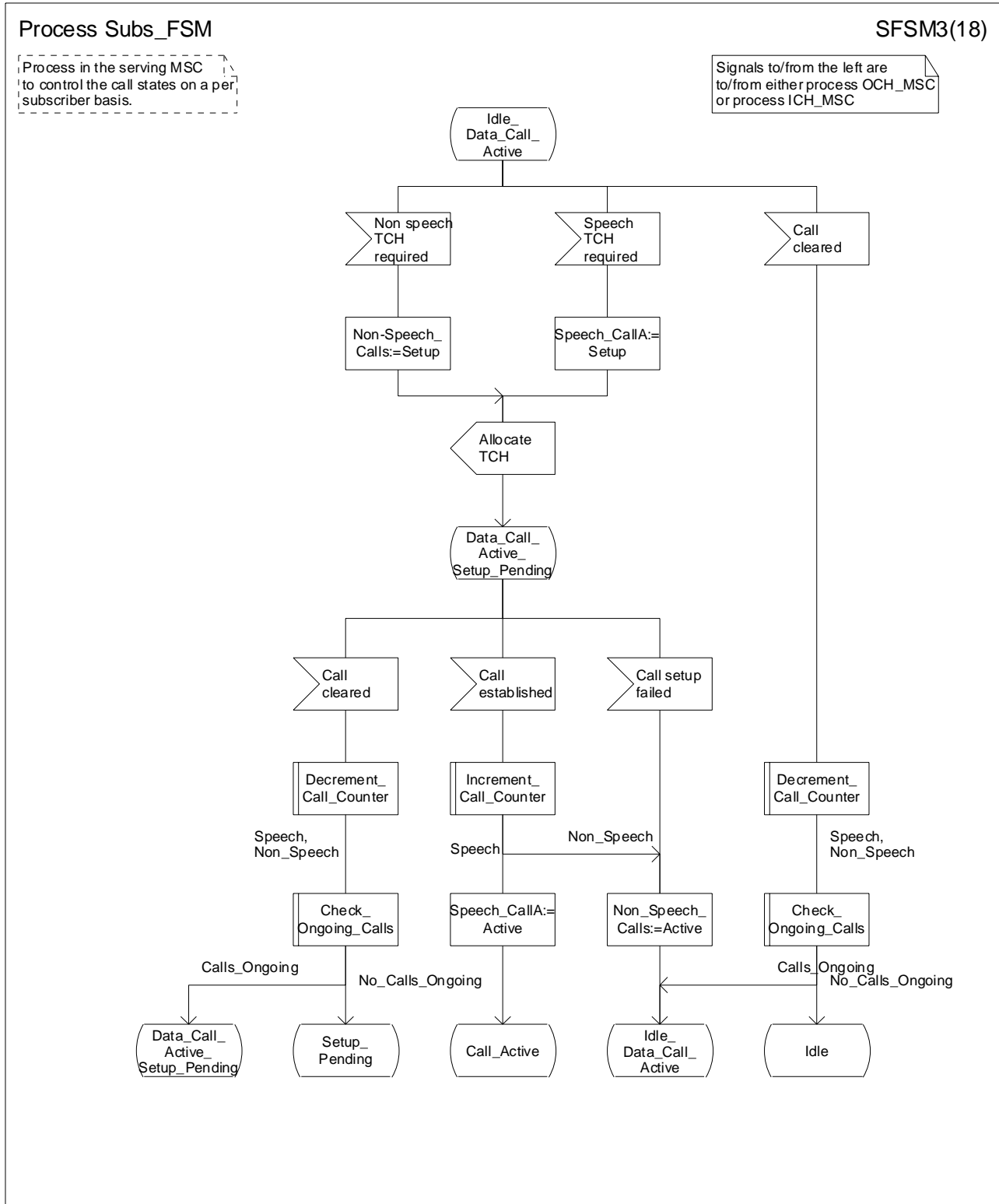


Figure 83c: Process Subs\_FSM (sheet 3)

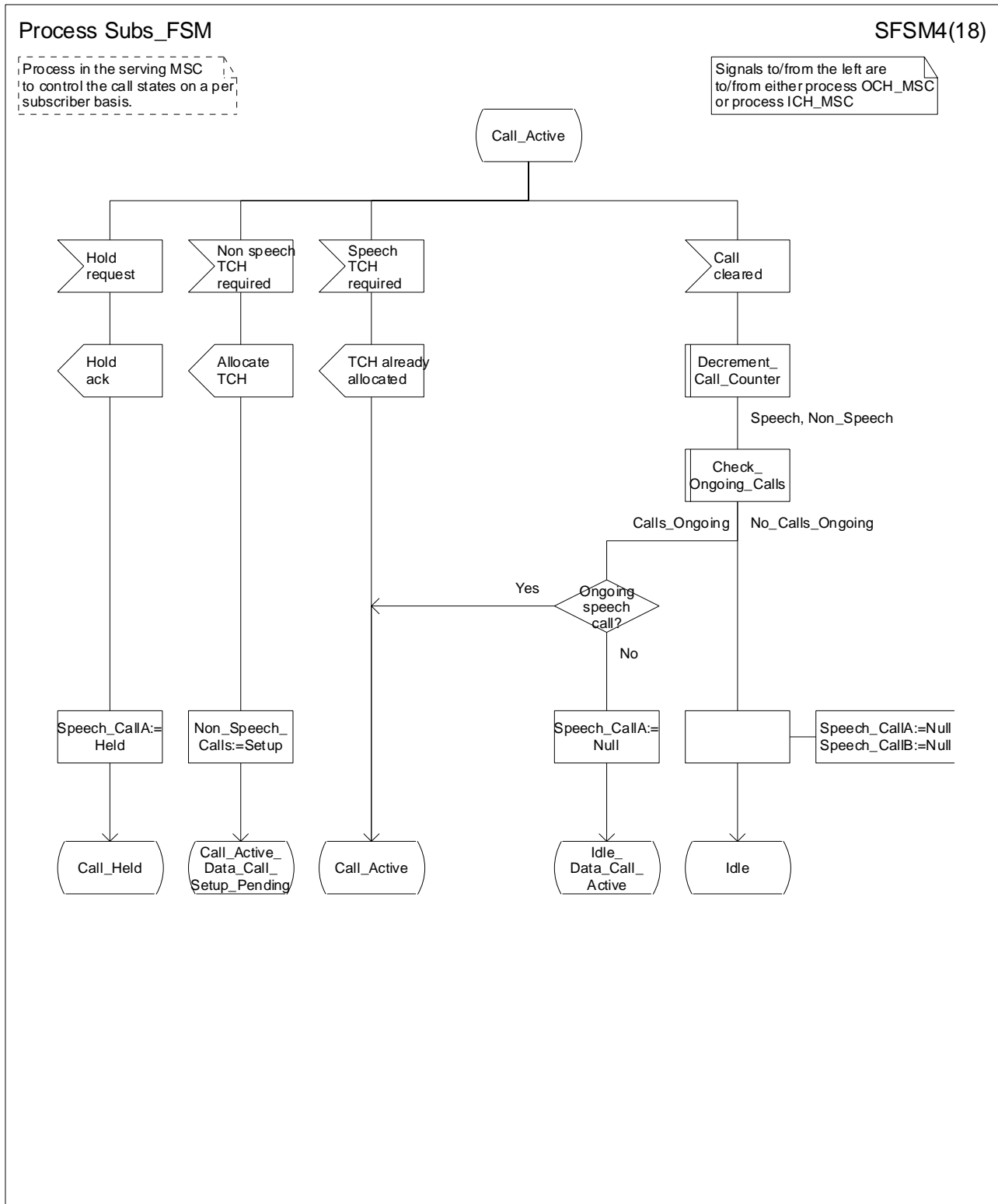


Figure 83d: Process Subs\_FSM (sheet 4)

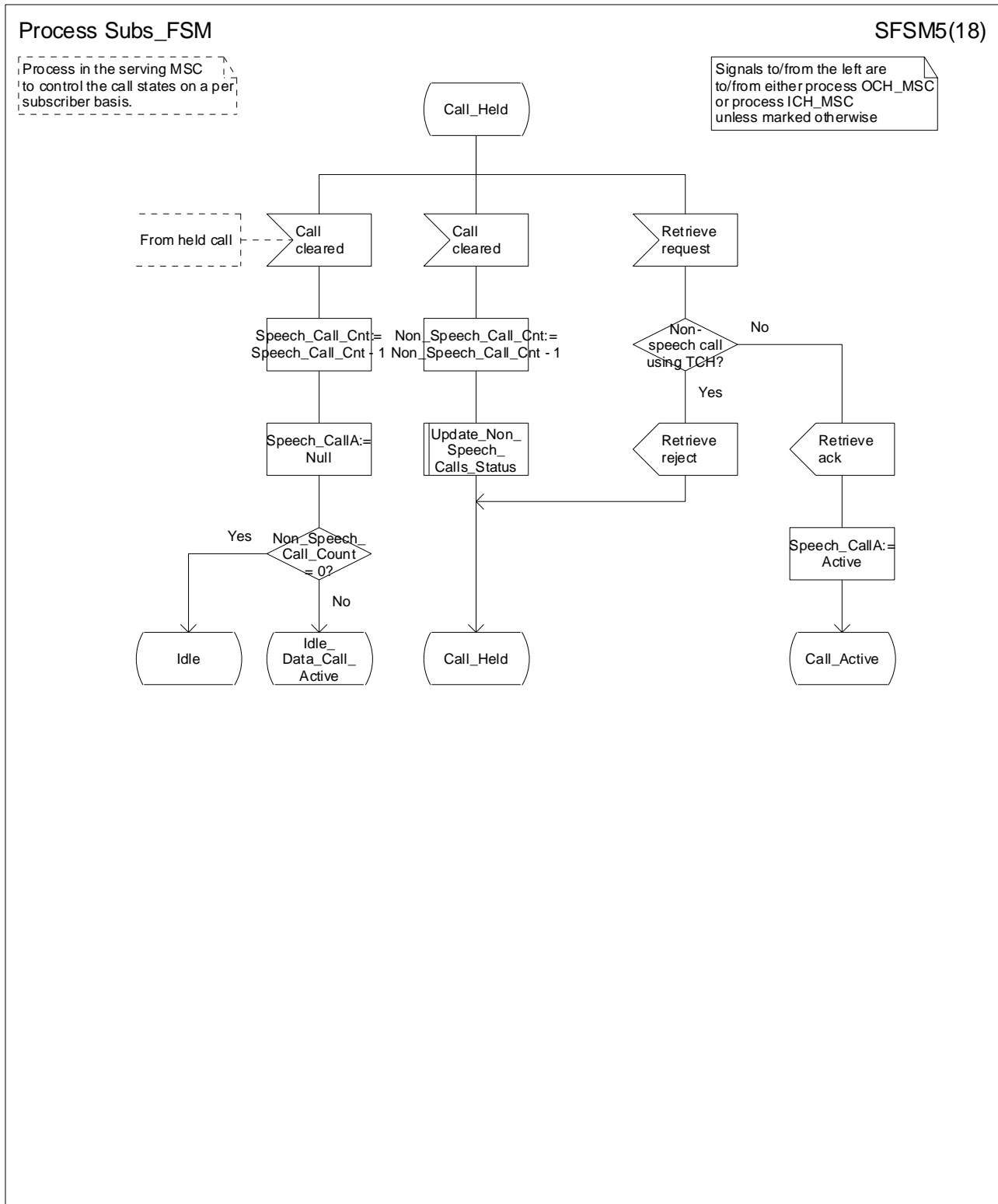


Figure 83e: Process Subs\_FSM (sheet 5)

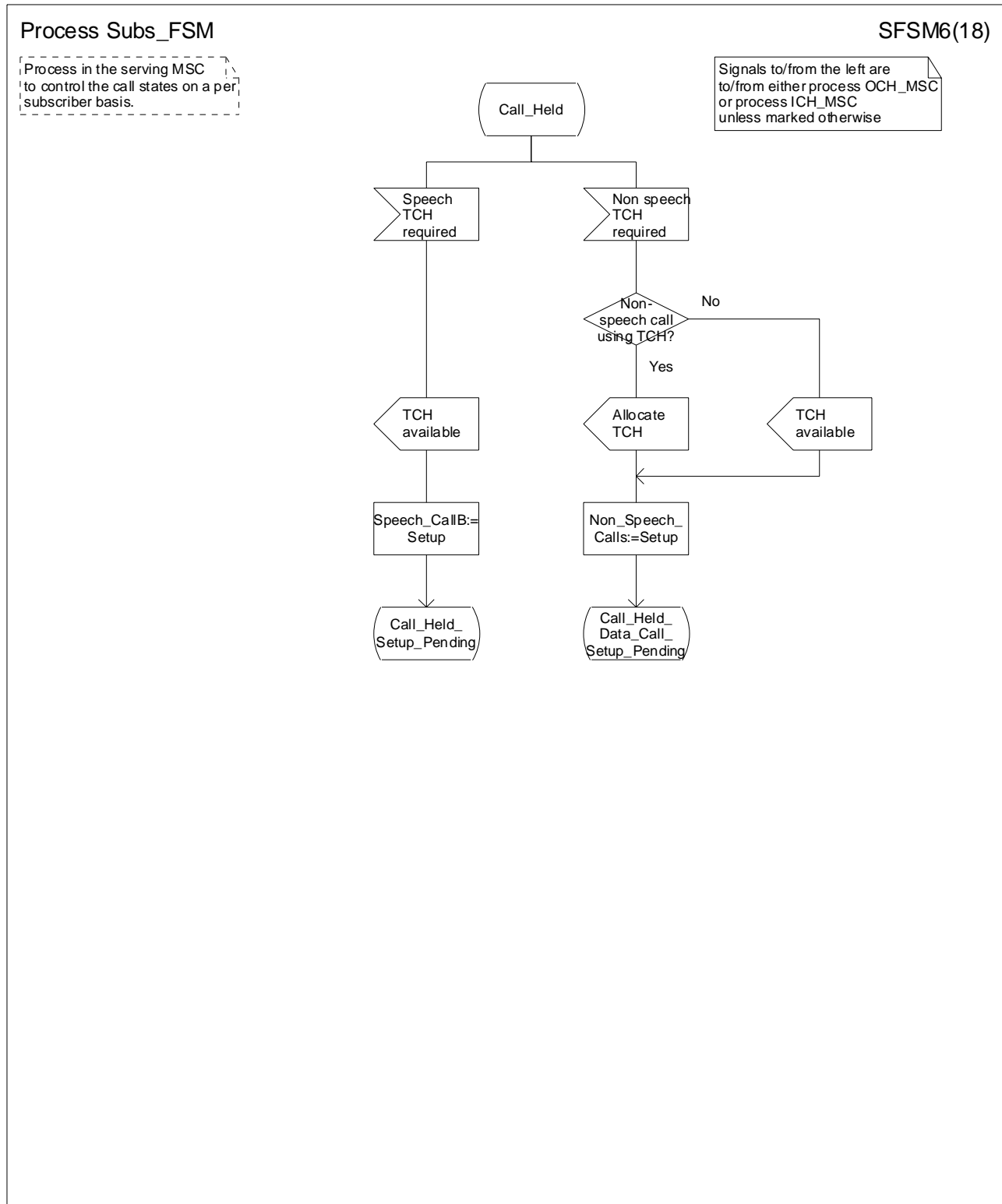


Figure 83f: Process Subs\_FSM (sheet 6)



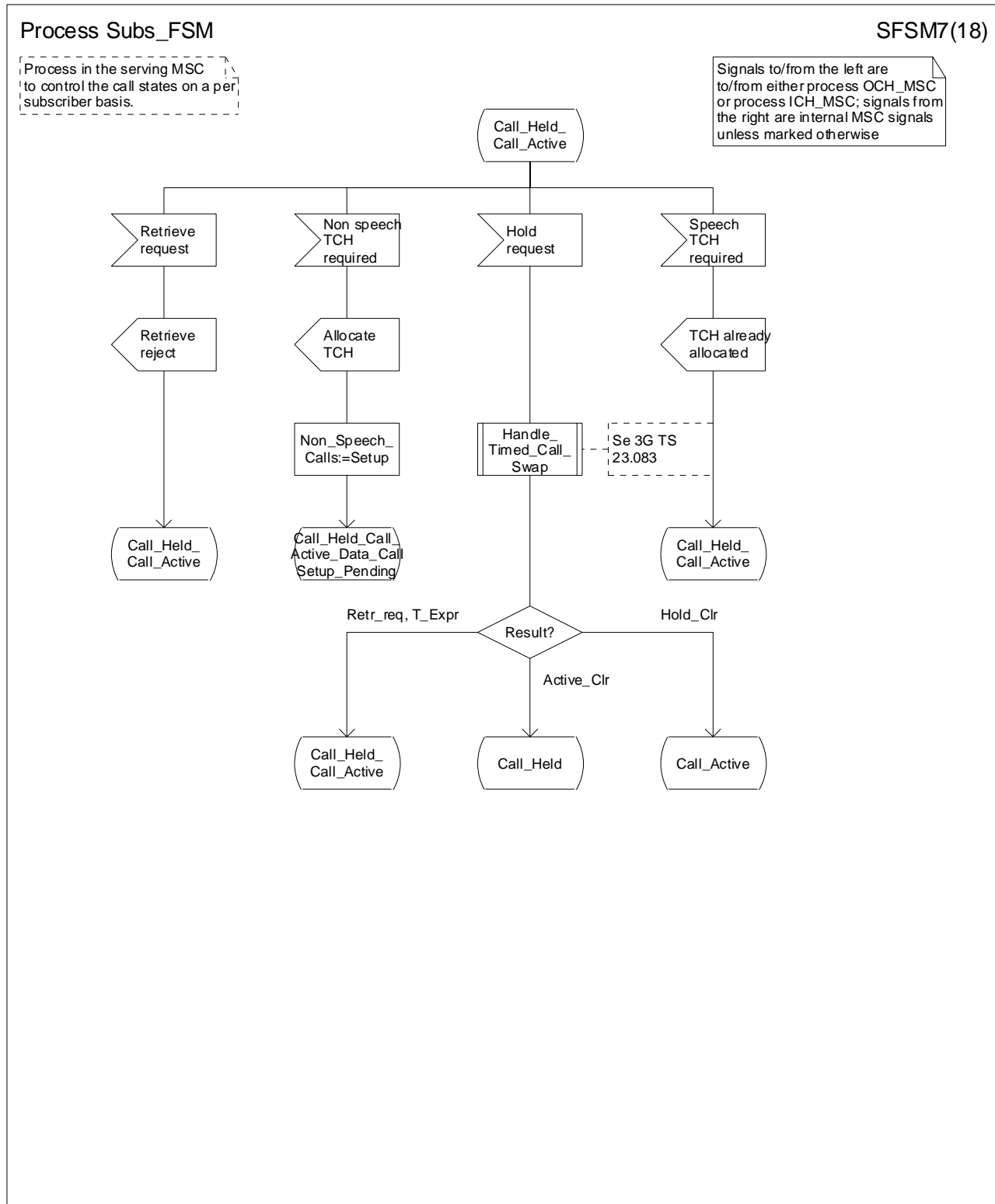


Figure 83g: Process Subs\_FSM (sheet 7)

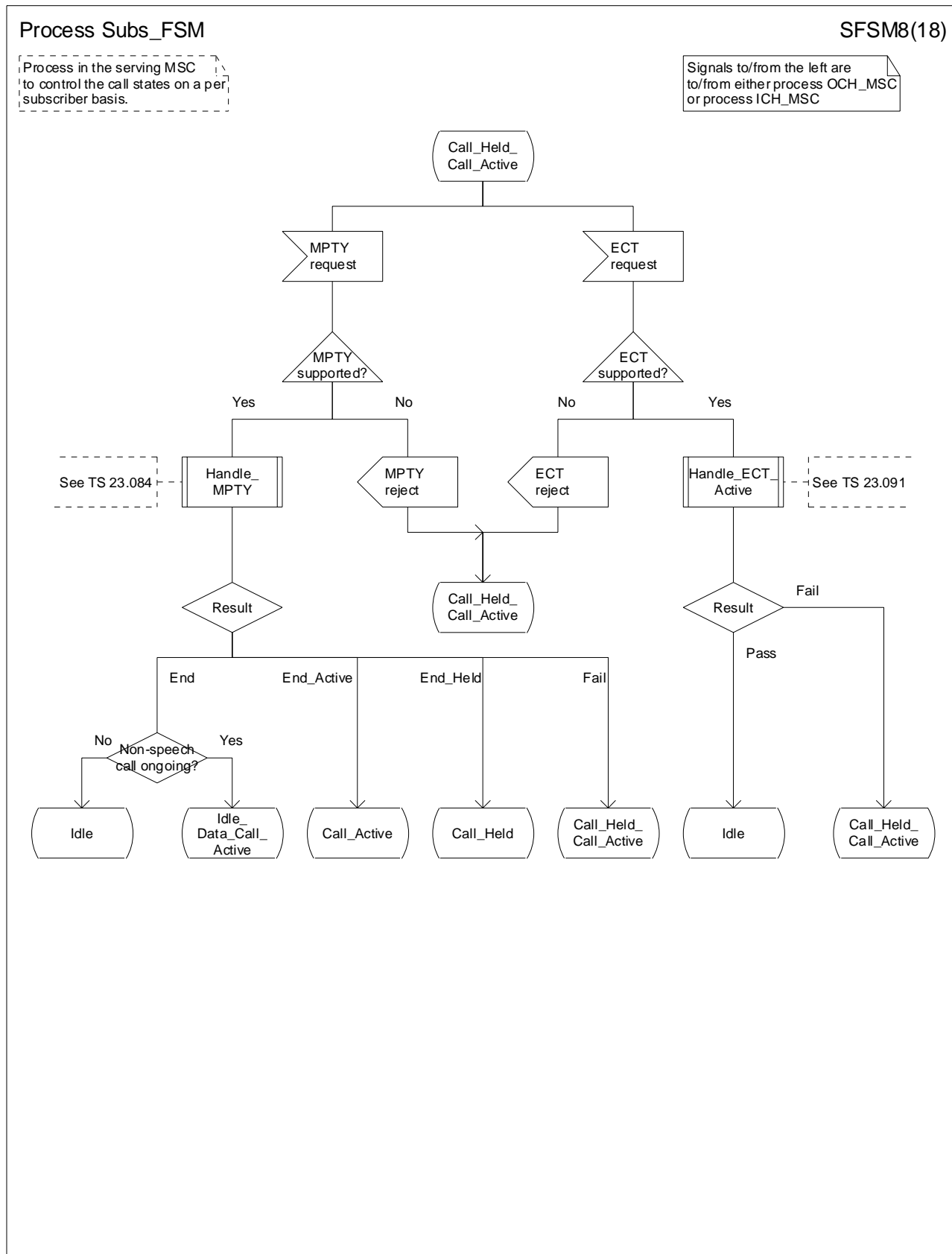


Figure 83h: Process Subs\_FSM (sheet 8)

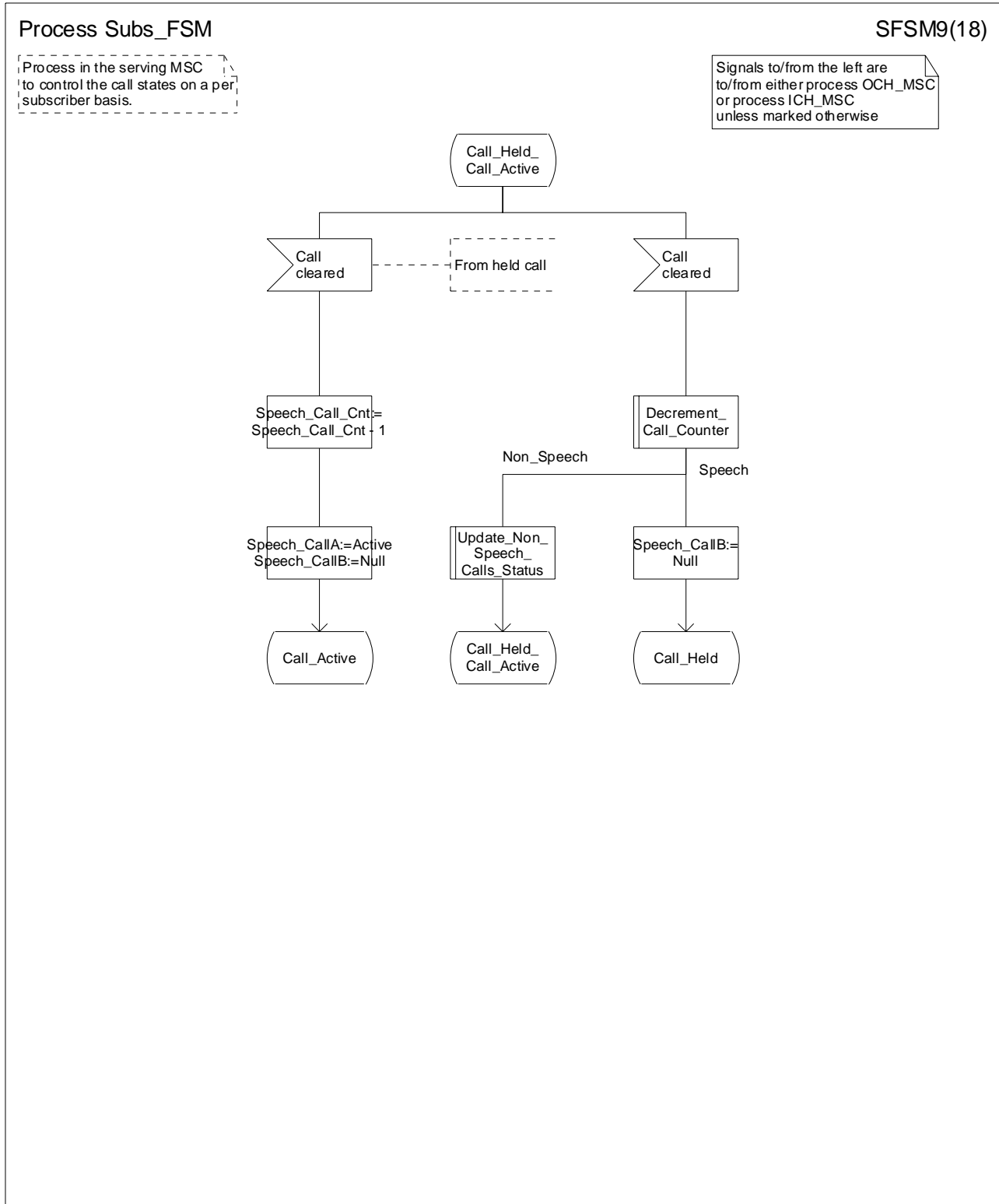


Figure 83i: Process Subs\_FSM (sheet 9)

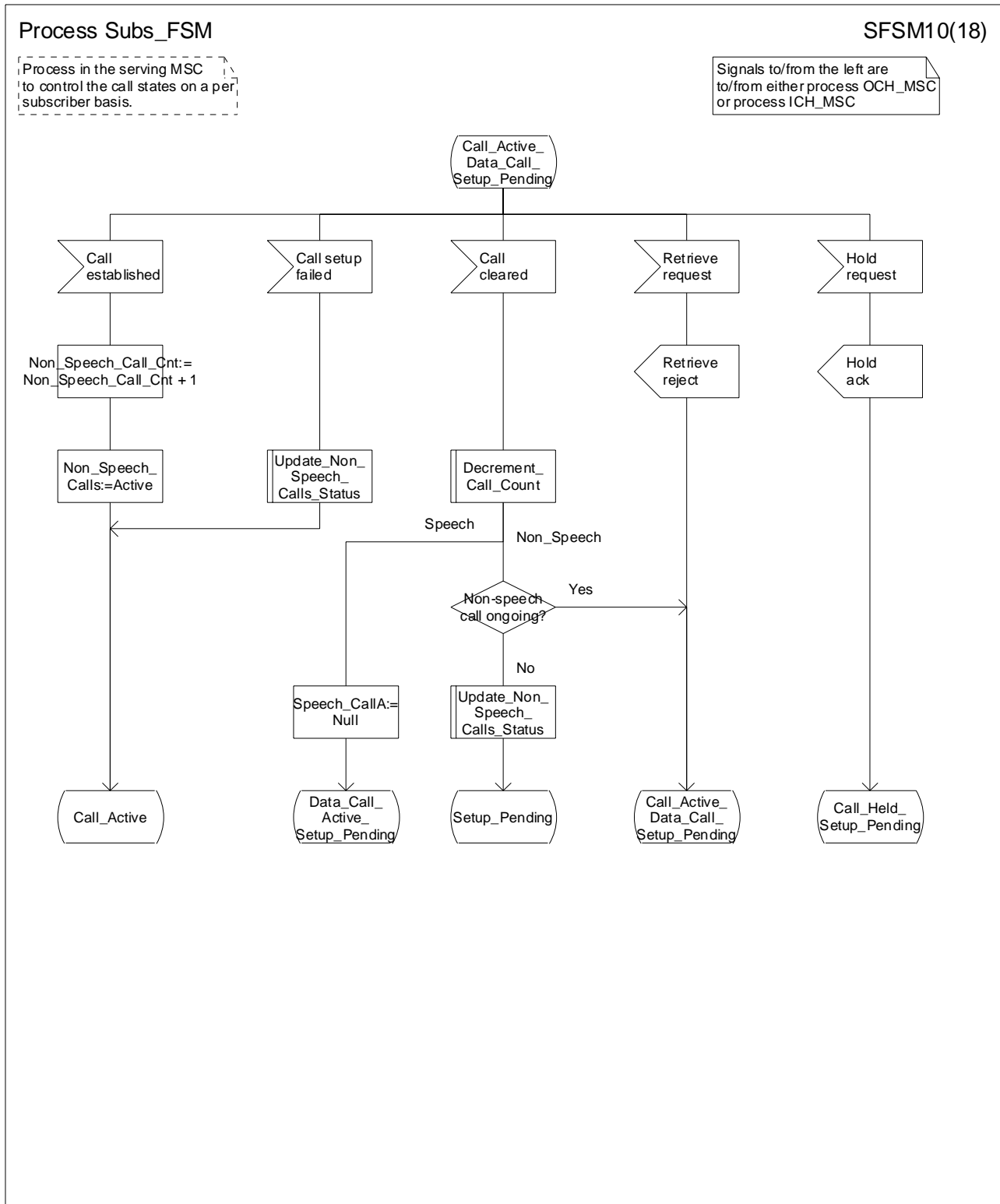


Figure 83j: Process Subs\_FSM (sheet 10)

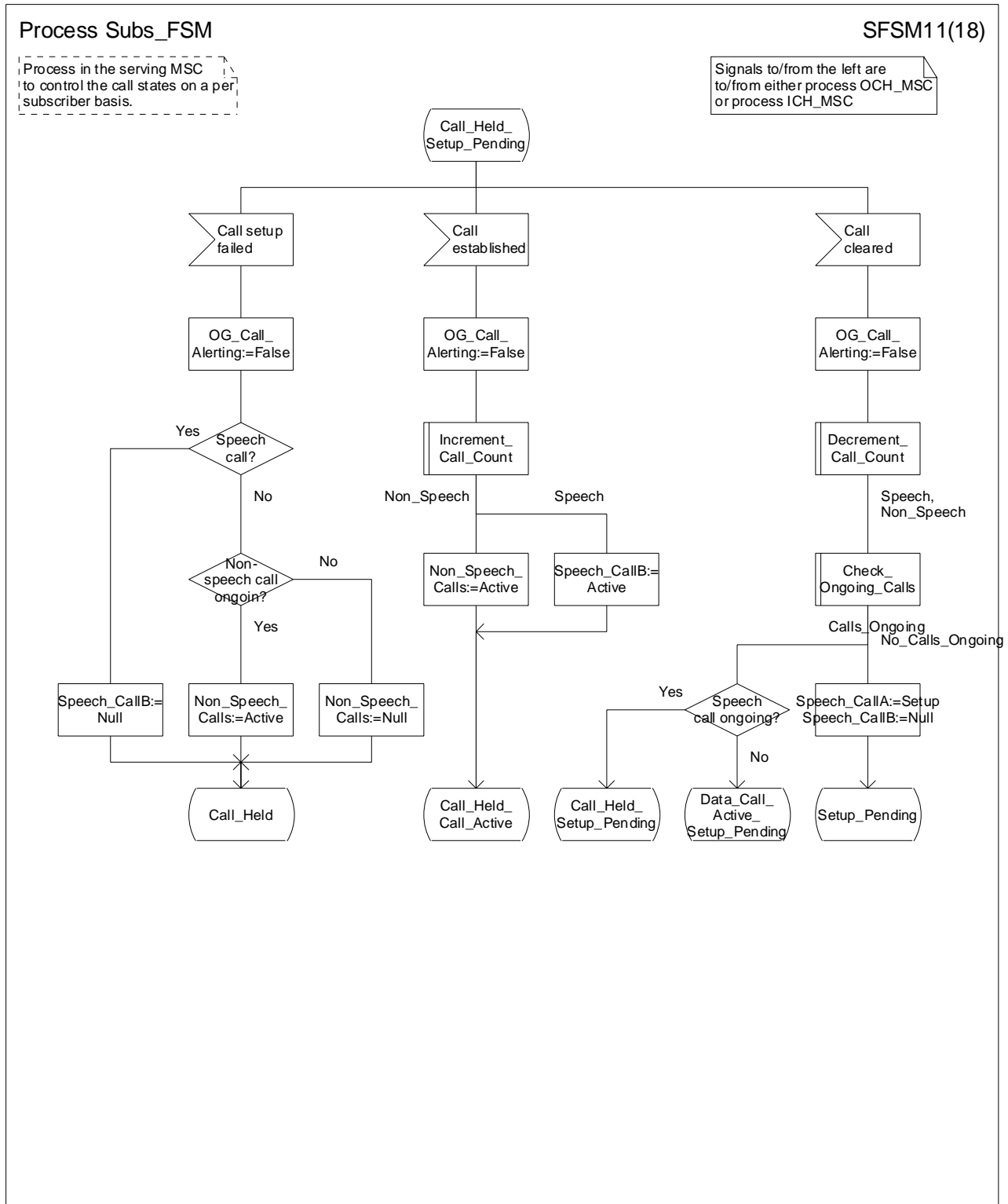


Figure 83k: Process Subs\_FSM (sheet 11)

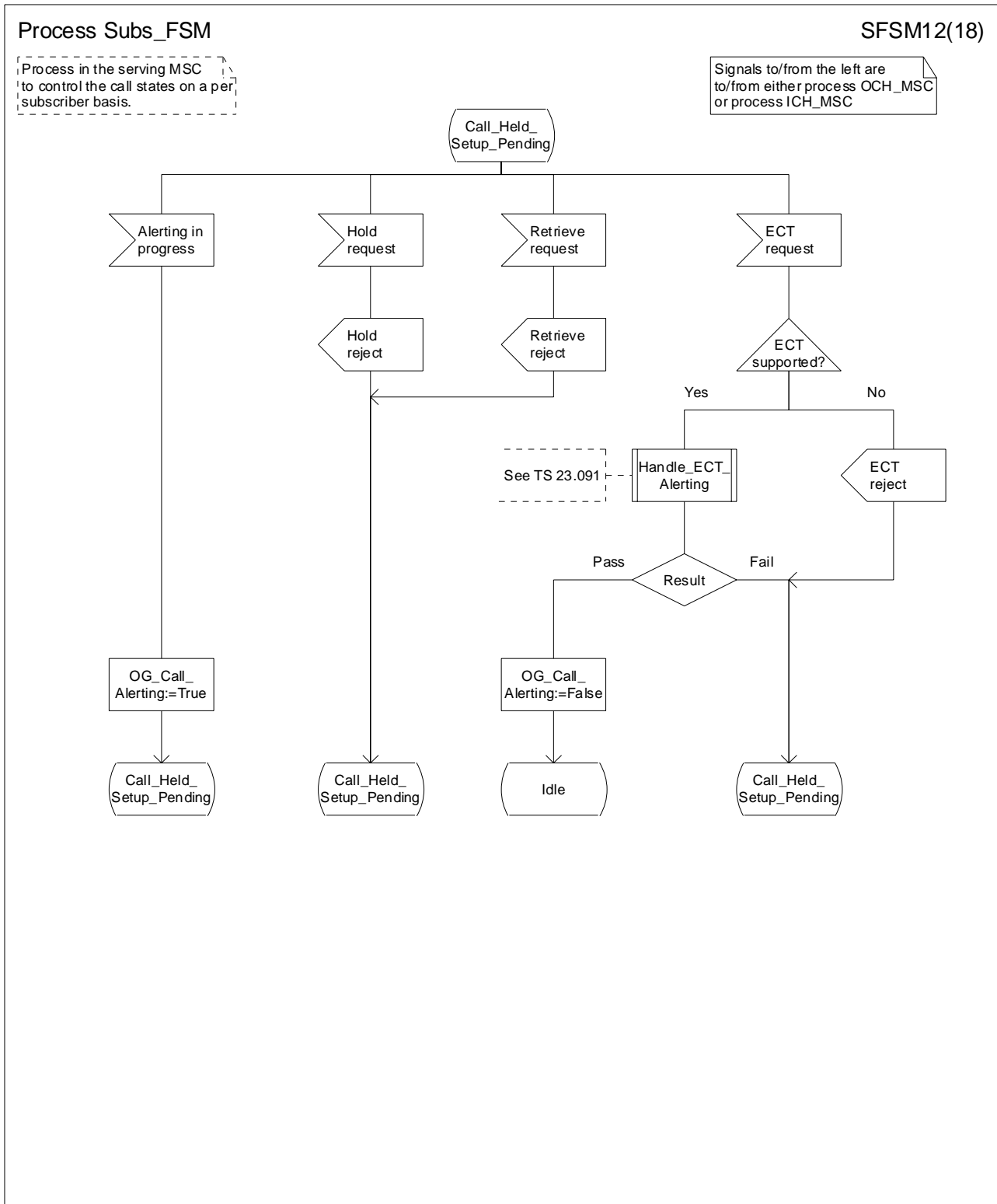


Figure 84I: Process Subs\_FSM (sheet 12)

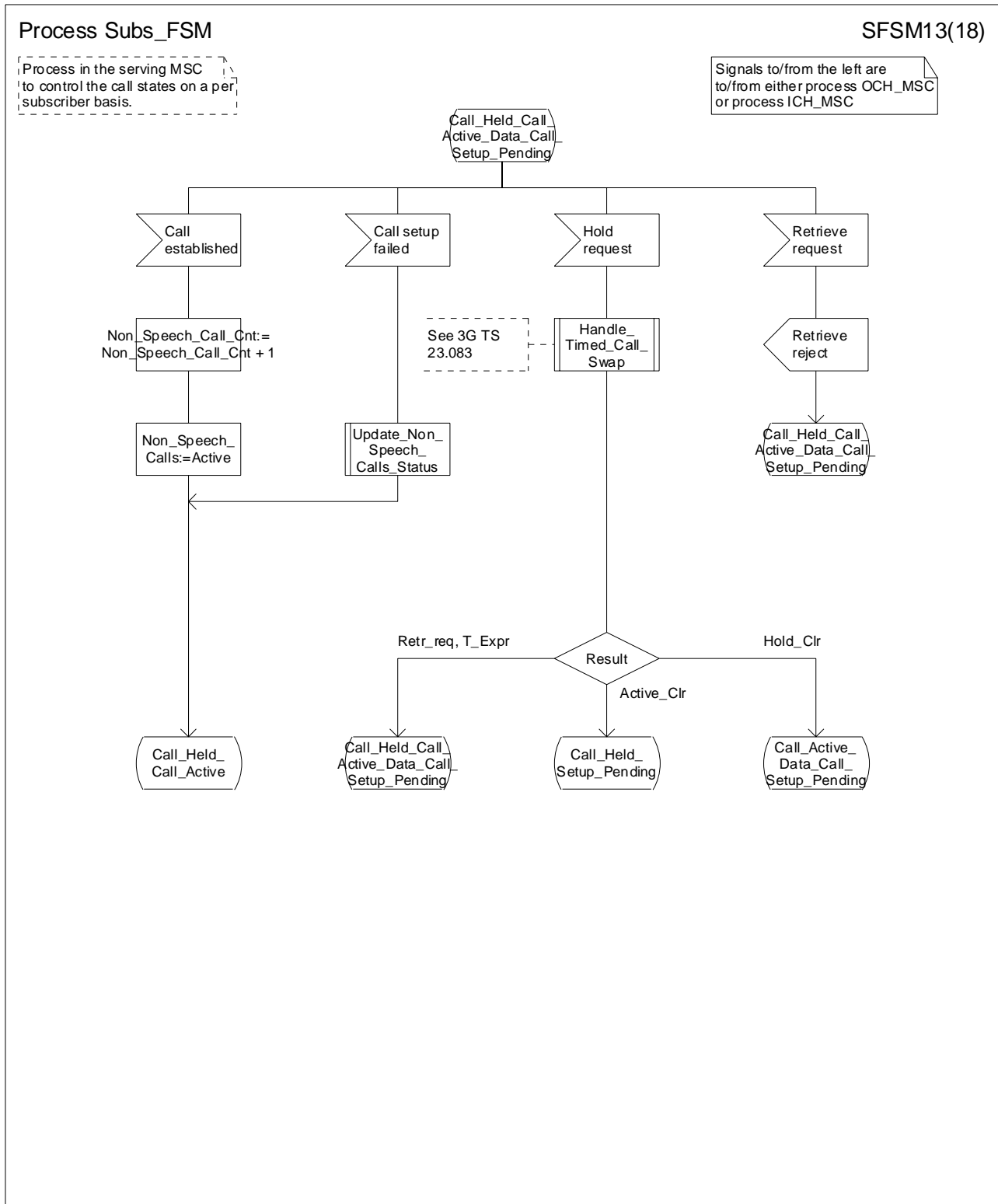


Figure 84m: Process Subs\_FSM (sheet 13)

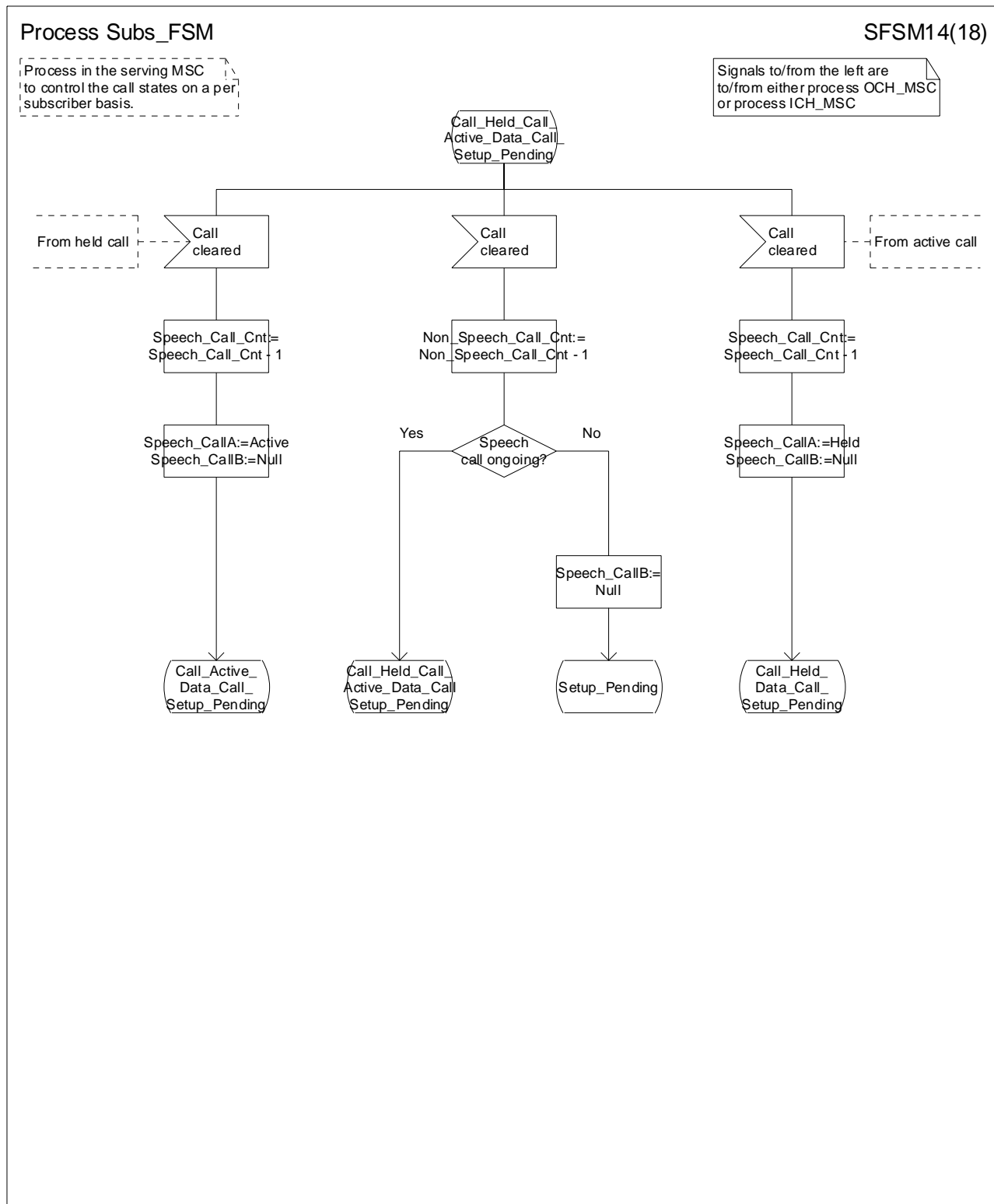


Figure 84n: Process Subs\_FSM (sheet 14)



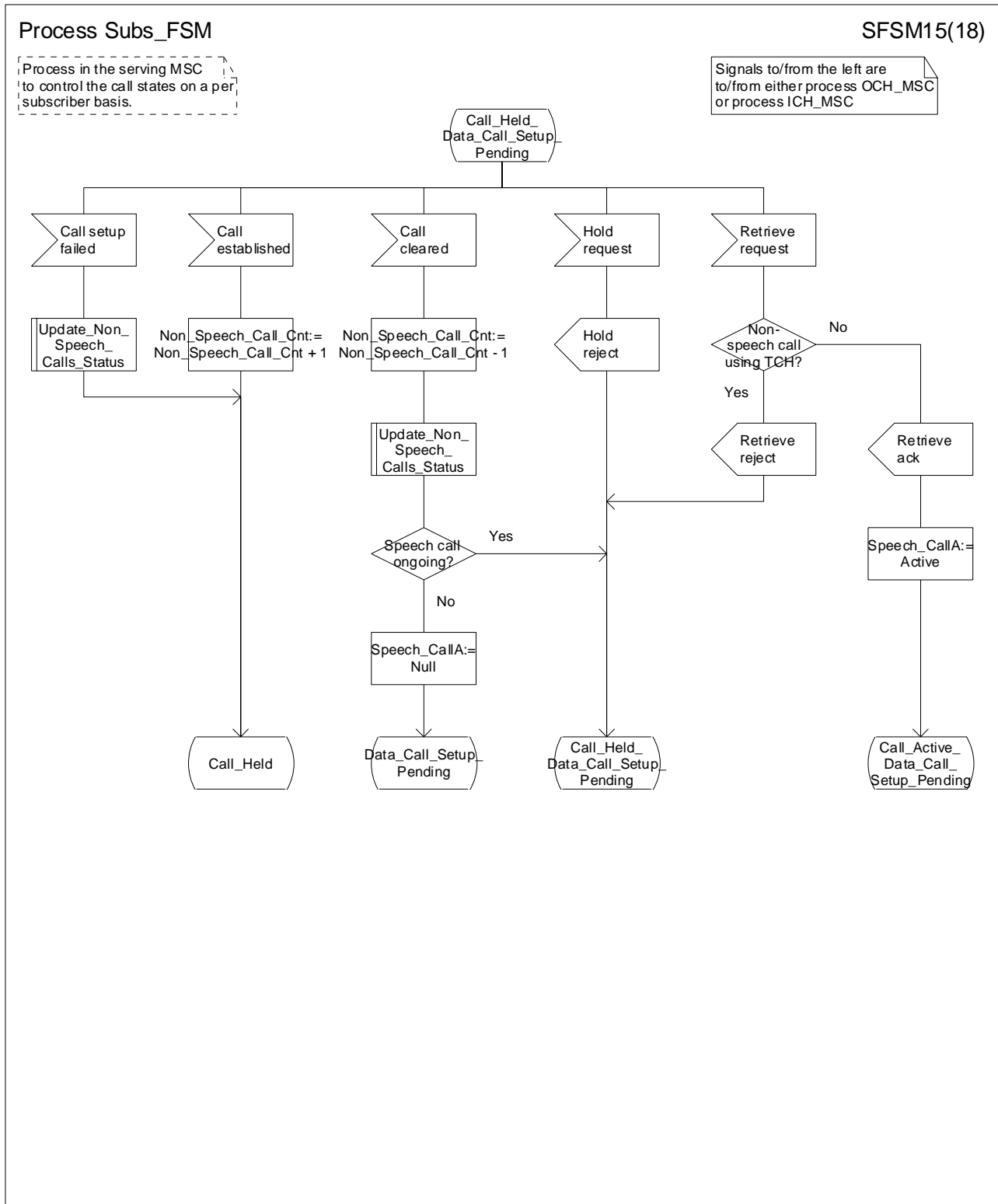


Figure 84o: Process Subs\_FSM (sheet 14)

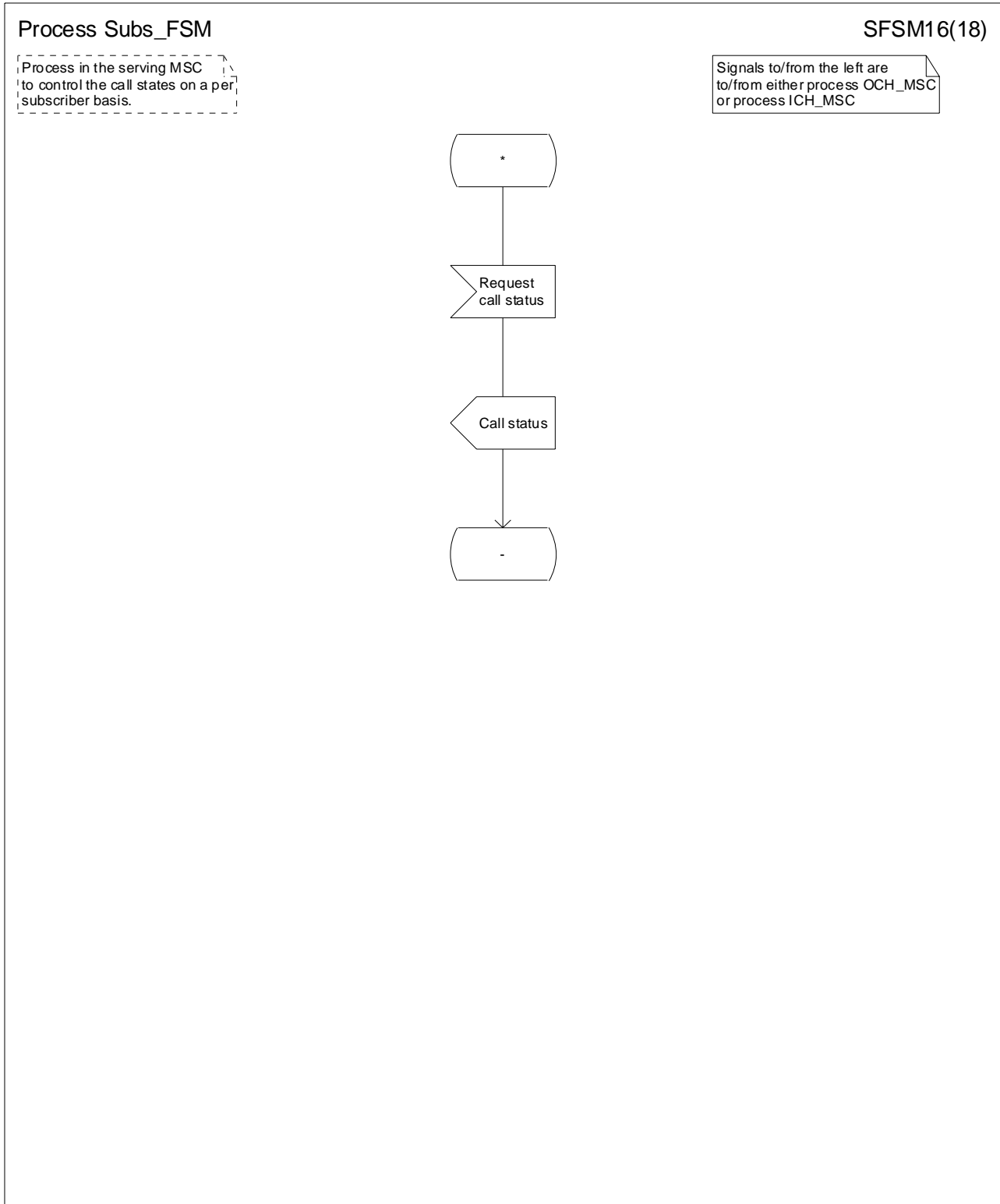


Figure 84p: Process Subs\_FSM (sheet 14)

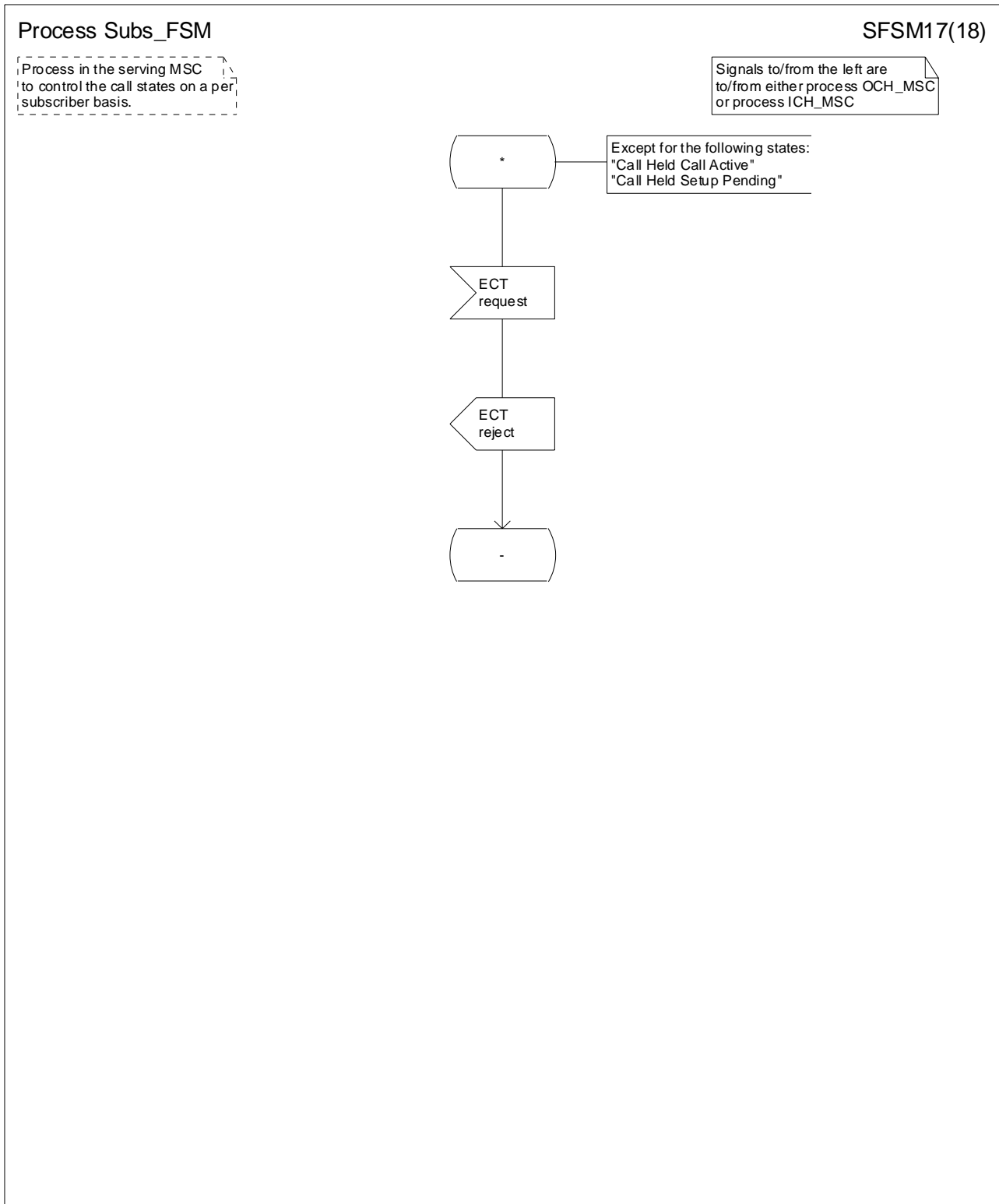


Figure 84q: Process Subs\_FSM (sheet 14)

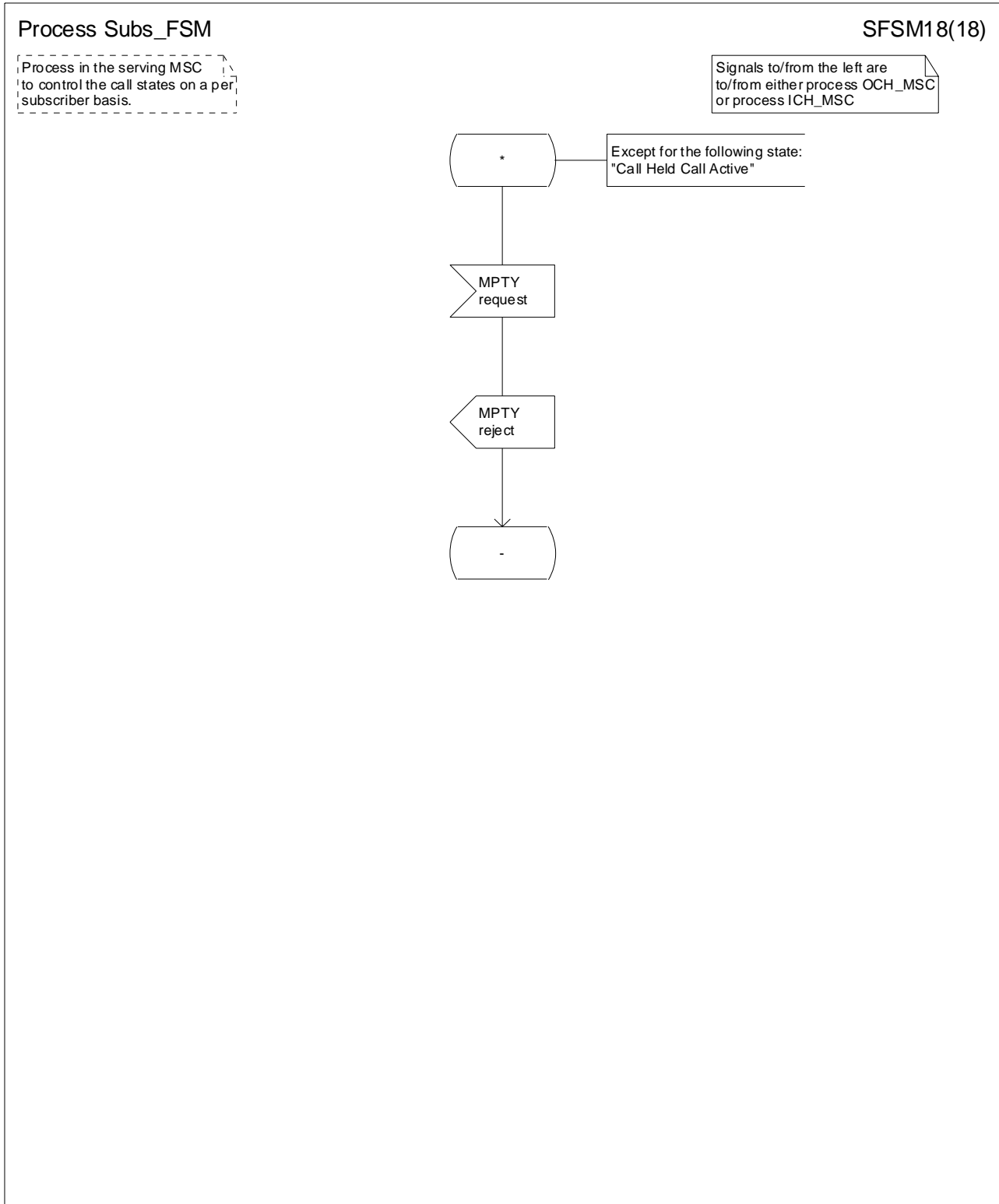


Figure 84r: Process Subs\_FSM (sheet 14)

### Macrodefinition Check\_Ongoing\_Calls

COC1(1)

Macro to check if there are any speech or non-speech calls remaining (and also update the Non\_Speech\_Calls status variable.)

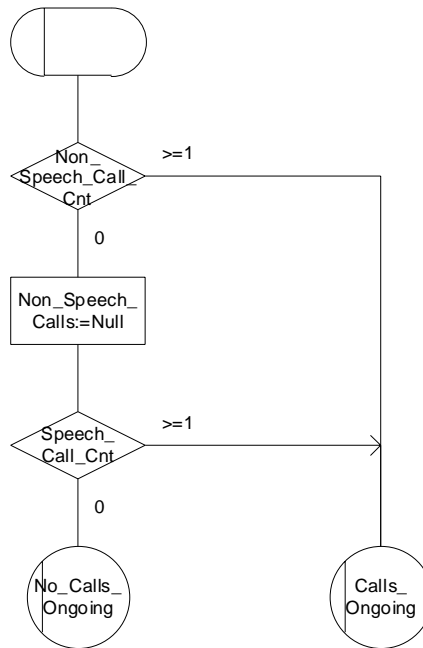


Figure 85: Macro Check\_Ongoing\_Calls

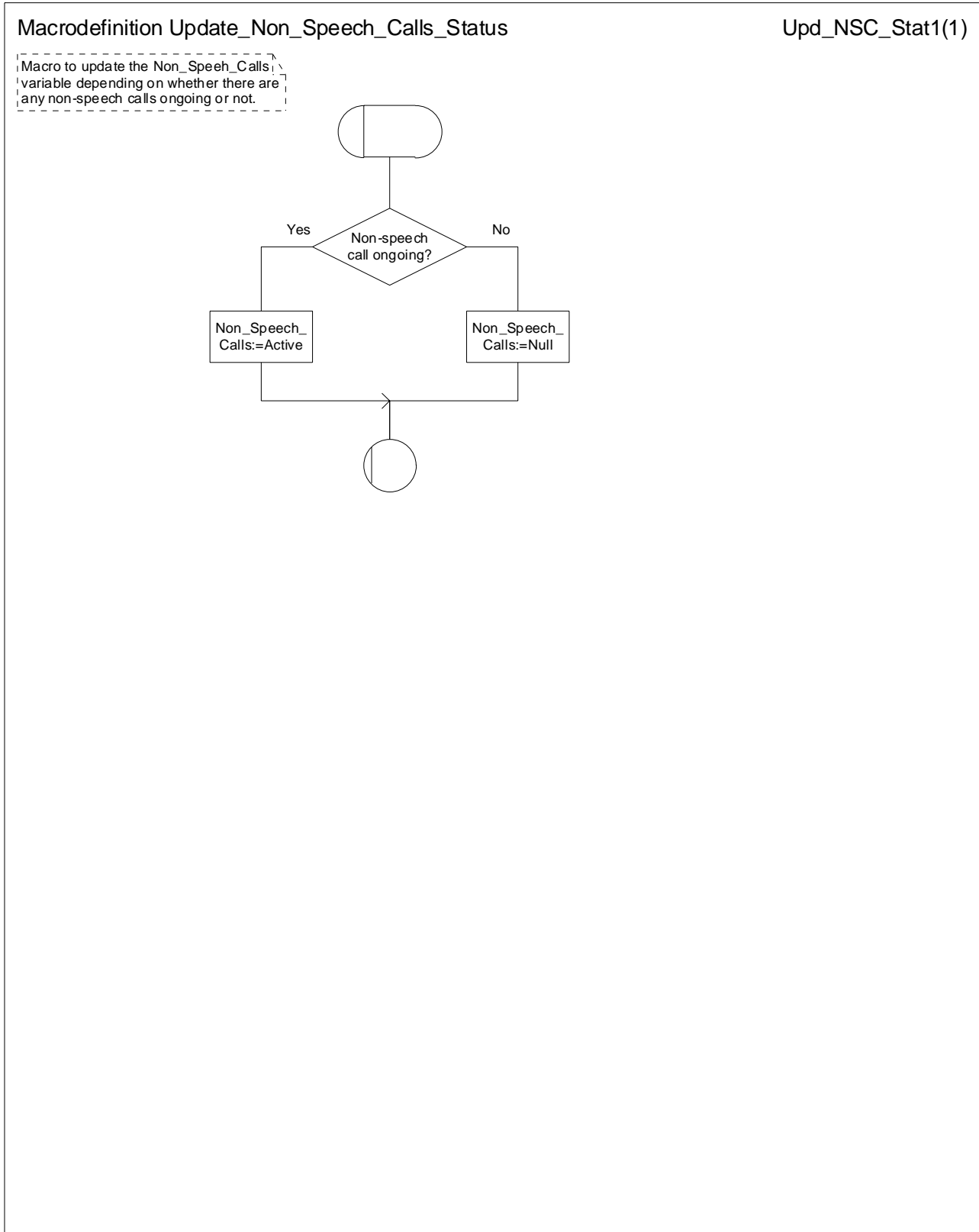


Figure 86: Macro Update\_Non\_Speech\_Calls\_Status

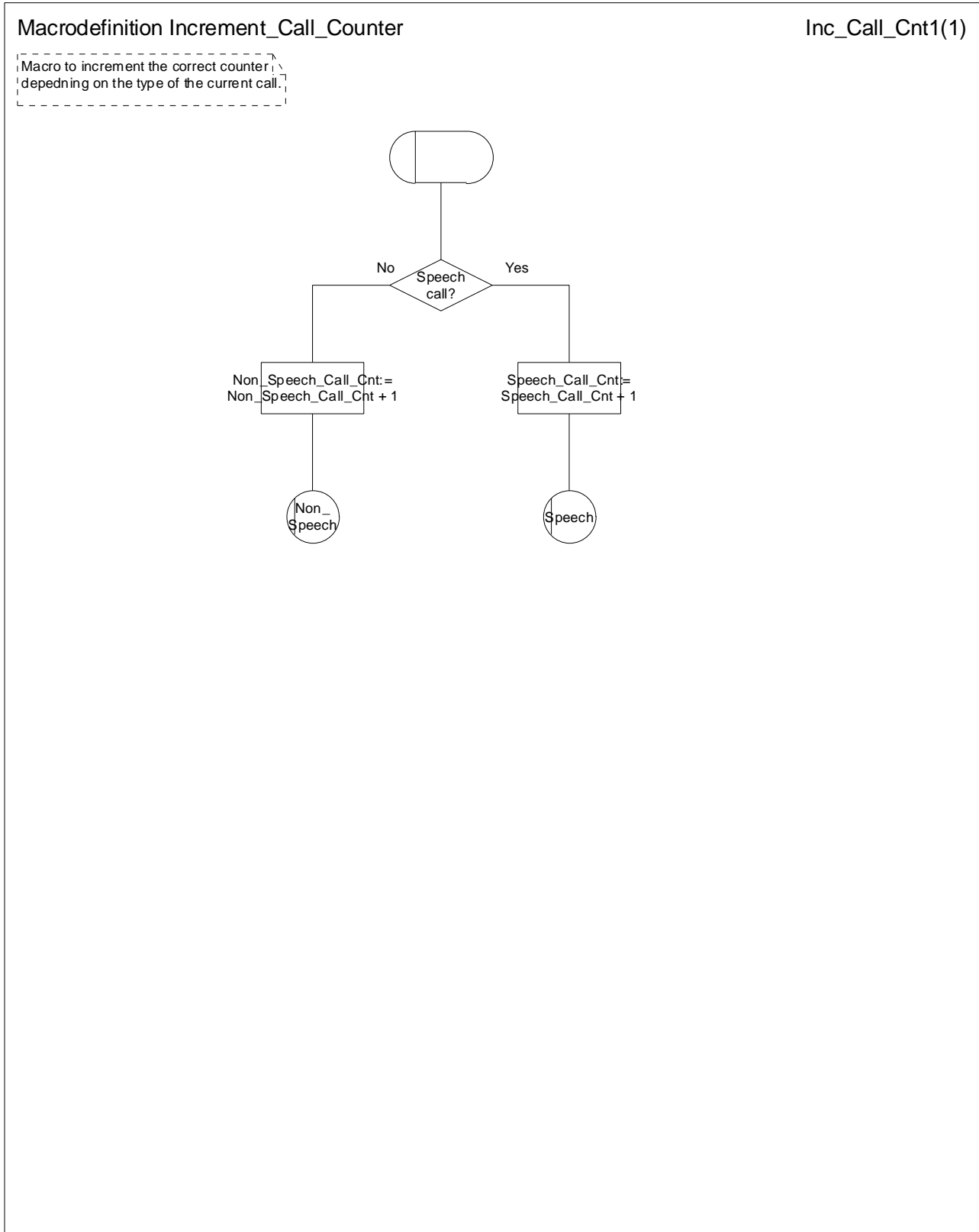


Figure 87: Macro Increment\_Call\_Counter

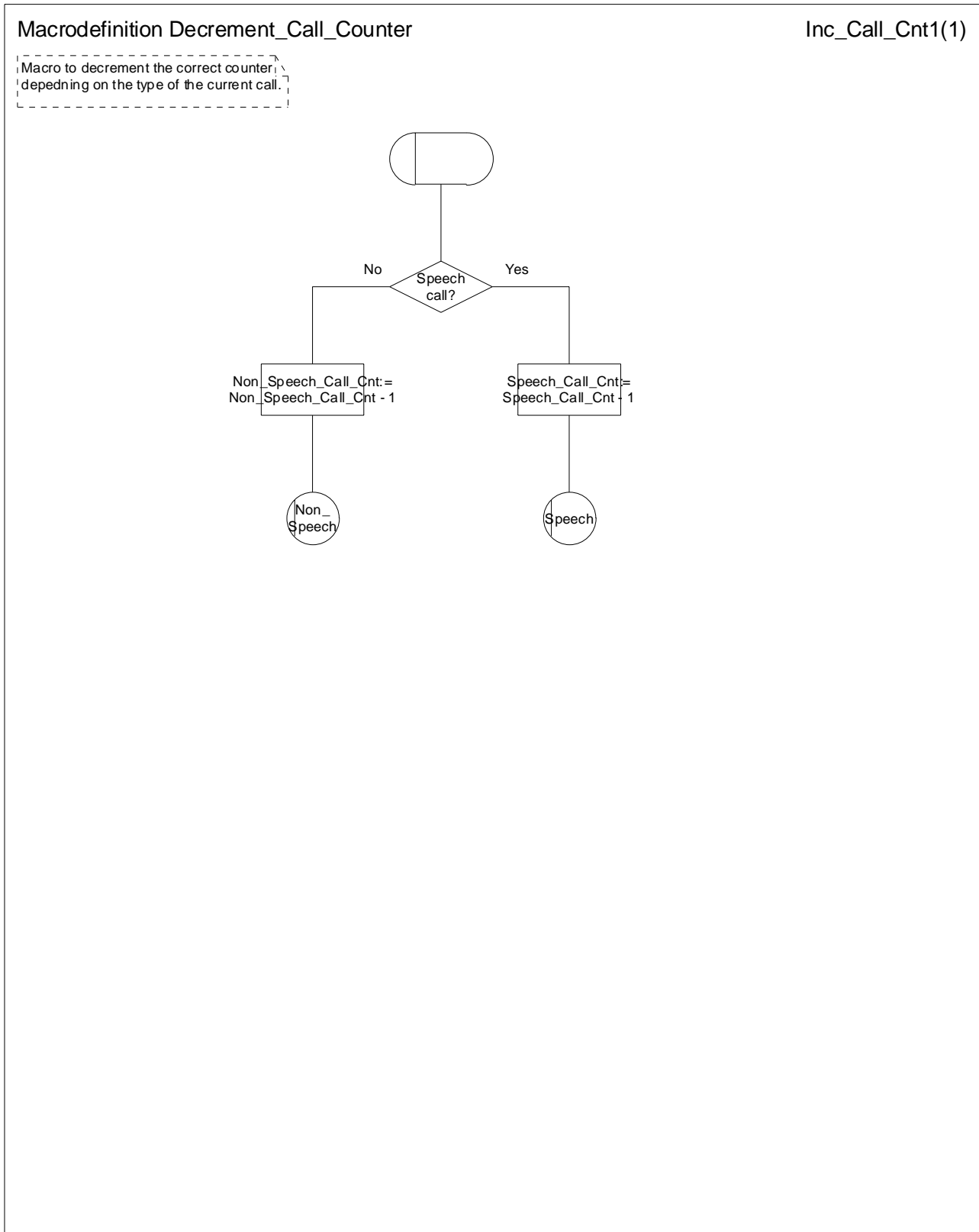


Figure 88: Macro Decrement\_Call\_Counter



## 8 Contents of messages

This clause specifies the content of each message shown in clauses 5 and 7, except for the following messages, which are not specific to call handling:

On the D interface (VLR-HLR):

- Abort;
- Activate Trace Mode;
- Authentication Failure Report;
- Insert Subscriber Data;
- Send Authentication Info;
- Send Authentication Info ack;
- Send Authentication Info negative response;

In the tables which follow, information elements are shown as mandatory (M), conditional (C) or optional (O). A mandatory information element shall always be present. A conditional information element shall be present if certain conditions are fulfilled; if those conditions are not fulfilled it shall be absent. An optional element may be present or absent, at the discretion of the application at the sending entity.

Some messages which are defined in this clause are used for other services or features. The specifications (referred to below as "derived specifications") for those services or features may simply refer to the present document for the definition of the message; in this case the requirements for the presence of each information element are as defined in this clause. If the specification for a service or feature requires information elements in a message additional to those specified in this clause, the requirements for the presence of the additional information elements are specified in the relevant specification. If the specification for a service or feature has different requirements for the presence of an information element in a message which is specified in this clause, then the following principles apply:

- If the information element is shown as mandatory in this clause, it shall always be present.
- If the information element is shown as conditional or optional in this clause, but mandatory in the derived specification, it shall always be present in the context of the service or feature defined in the derived specification.
- If the information element is shown as conditional or optional in this clause, and the conditions in the derived specification require the information element to be present, it shall be present even if the conditions in this clause do not require it to be present.

### 8.1 Messages on the B interface (MSC-VLR)

#### 8.1.1 Abort

The following information element is required:

Information element name	Required	Description
Abort reason	M	Indicates the reason for the procedure being aborted.

#### 8.1.2 Authenticate

The following information elements are required for authentication of a UMTS UE:

Information element name	Required	Description
RAND(I)	M	Random number challenge to be sent to the MS (3GPP TS 33.102 [32])
AUTN(I)	M	Authentication token to be sent to the MS (3GPP TS 33.102 [32])

The following information elements are required for authentication of a GSM MS:

Information element name	Required	Description
RAND	M	Random number challenge to be sent to the MS (3GPP TS 43.020 [1])
CKSN	M	Cipher key sequence number to be sent to the MS (3GPP TS 43.020 [1])

### 8.1.3 Authenticate ack

The following information element is required for authentication of a UMTS UE:

Information element name	Required	Description
RES(I)	M	Result returned by the MS (3GPP TS 33.102 [32])

The following information element is required for authentication of a GSM MS:

Information element name	Required	Description
SRES	M	Signature result returned by the MS (3GPP TS 43.020 [1])

### 8.1.4 Authenticate negative response

The negative response information element can take the following value:

- wrong network signature.

### 8.1.5 Call arrived

This message contains no information elements.

### 8.1.6 Check IMEI

This message contains no information elements.

### 8.1.7 Check IMEI ack

The following information element is required:

Information element name	Required	Description
Equipment status	M	Indicates whether the ME is black-listed, grey-listed or white-listed

### 8.1.8 Check IMEI negative response

The negative response information element can take the following values:

- System failure;
- Unknown equipment.

## 8.1.9 Complete Call

The following information elements are required:

Information element name	Required	Description
MSISDN	C	MSISDN of the MS for which the Complete Call is sent. Shall be present for an ordinary MO call, for an MT call and for an emergency call when the MS is registered in the VLR; otherwise shall be absent.
IMEI	C	IMEI of the mobile for which the Complete Call is sent. Shall be present for an emergency call when the mobile is identified only by its IMEI; otherwise shall be absent.
Category	C	Category of the MS for which the Complete Call is sent. Shall be present for an ordinary MO call and for an emergency call when the MS is registered in the VLR; otherwise shall be absent.
PLMN bearer capability	C	Shall be present for an MT call according to the rules defined in 3GPP TS 29.007 [30].
ISDN bearer capability	C	Shall be present for an MT call if it was received in the Provide Roaming Number; otherwise shall be absent.
ISDN low layer compatibility	C	Shall be present for an MT call if it was received in the Provide Roaming Number; otherwise shall be absent.
ISDN high layer compatibility	C	Shall be present for an MT call if it was received in the Provide Roaming Number; otherwise shall be absent.
CLIP provision	C	Indicates that CLIP is provisioned. Shall be present for an MT call if CLIP is provisioned; otherwise shall be absent.
CLIR override provision	C	Indicates that the CLIR override subscription option of CLIP is provisioned. Shall be present for an MT call if CLIP is provisioned with the CLIR override subscription option and the MS is registered in the HPLMN country; otherwise shall be absent.
CLIR provision	C	Indicates that CLIR is provisioned. Shall be present for an MO call if CLIR is provisioned; otherwise shall be absent.
CLIR mode	C	Indicates the mode in which CLIR is provisioned: permanent, temporary (default presentation allowed) or temporary (default presentation restricted). Shall be present for an MO call if CLIR is provisioned; otherwise shall be absent.
COLP provision	C	Indicates that COLP is provisioned. Shall be present for an MO call if COLP is provisioned; otherwise shall be absent.
COLR override provision	C	Indicates that the COLR override subscription option of COLP is provisioned. Shall be present for an MO call if COLP is provisioned with the COLR override subscription option and the MS is registered in the HPLMN country; otherwise shall be absent.
COLR provision	C	Indicates that COLR is provisioned. Shall be present for an MT call if COLR is provisioned; otherwise shall be absent.
No Reply Condition Timer	C	Value of timer to be used to determine the No subscriber reply condition. Shall be present for an MT call if the Call Forwarding on No Reply service is active and operative; otherwise shall be absent.
CUG index	C	For the definition of this IE, see 3GPP TS 23.085 [18]. May be present (as a network operator option) for an ordinary MO call if the call is a CUG call; shall be present for an MT call if the call is a CUG call; otherwise shall be absent.
CUG interlock	C	For the definition of this IE, see 3GPP TS 23.085 [18]. Shall be present for an ordinary MO call if the call is a CUG call; otherwise shall be absent.
CUG outgoing access	C	For the definition of this IE, see 3GPP TS 23.085 [18]. Shall be present for an ordinary MO call if the call is a CUG call with outgoing access; otherwise shall be absent.
Advice of Charge provision	C	Indicates whether Advice of Charge (Information) or Advice of Charge (Charging) is provisioned. Shall be present for an ordinary MO call or an MT call if Advice of Charge is provisioned; otherwise shall be absent.
Alerting Pattern	C	Shall be present for an MT call if it was received in the Provide Roaming Number and if the feature is supported by the MSC/VLR; otherwise shall be absent.

Information element name	Required	Description
NAEA preferred Carrier Id	O	The preferred carrier identity identifying the carrier to be used to route the interexchange call if the call requires routing via an interexchange carrier. This parameter may be included at the discretion of the VLR operator.

### 8.1.10 Complete Call ack

This message contains no information elements.

### 8.1.11 Complete Call negative response

The negative response information element can take the following values:

- Absent subscriber;
- Busy subscriber;
- No subscriber reply;
- Radio congestion.

### 8.1.12 Forward New TMSI

The following information element is required:

Information element name	Required	Description
TMSI	M	TMSI to be sent to the MS.

### 8.1.13 Forward New TMSI ack

This message contains no information elements.

### 8.1.14 Forward New TMSI negative response

The negative response information element can take the following value:

- TMSI reallocation failure.

### 8.1.15 Obtain Subscriber Info

The following information elements are required:

Information element name	Required	Description
IMSI	M	IMSI of the MS for which information is required.
Subscriber state requested	C	Indicates that the VLR requires state information for the MS. Shall be present if state information is required; otherwise shall be absent.

### 8.1.16 Obtain Subscriber Info ack

The following information elements are required:

Information element name	Required	Description
Subscriber state	C	Indicates whether the MS is busy (i.e. engaged on a circuit-switched call) or assumed idle. Shall be present if the VLR requested state information; otherwise shall be absent.

## 8.1.17 Page MS

The following information elements are required:

Information element name	Required	Description
IMSI	M	IMSI of the MS to be paged.
Location area ID	M	Location area in which the MS is to be paged.
Page type	M	Indicates whether the paging is for a circuit-switched call, MT SMS delivery, SS activity or Active Location Retrieval.
Requested information	C	Indicates the information requested by the VLR – one or more of: - Location; - MS classmark; - IMEI. Shall be present if the Page type is Active Information Retrieval; otherwise shall be absent.
Paging via SGSN possible	C	Indicates that paging via the SGSN is possible. Shall be present if the VLR determines that the MS can be paged via the SGSN; otherwise shall be absent.
TMSI	O	TMSI to be broadcast to identify the MS.

## 8.1.18 Page MS ack

The following information elements are required:

Information element name	Required	Description
Location area ID	M	Location area in which the MS responded to the page.
Serving cell ID	M	Identity of the cell in which the served subscriber is located. Shall be present if the MS uses GSM radio access; otherwise shall be absent.
Service area ID	C	Service area identity of the cell in which the served subscriber is located. Shall be present if the MS uses UMTS radio access; otherwise shall be absent.
MS classmark	M	MS classmark 2 as defined in 3GPP TS 24.008 [26].
IMEI (with software version)	C	IMEISV as defined in 3GPP TS 23.003 [5]. Shall be present if the IMEI was requested in the Page MS message and the MSC retrieved it from the MS; otherwise shall be absent.

## 8.1.19 Page MS negative response

The negative response information element can take the following values:

- Absent subscriber;
- Busy subscriber (More calls possible);
- Busy subscriber (NDUB);
- System failure;
- Unknown location area ID.

The Page MS negative response Busy subscriber (More calls possible) also indicates the basic service which applies for the established call.

## 8.1.20 Page MS via SGSN

The following information elements are required:

Information element name	Required	Description
IMSI	M	IMSI of the MS to be paged.
eMLPP priority	O	Circuit-switched paging priority.
TMSI	O	TMSI to be broadcast to identify the MS.
Channel type	O	Type of channel required for the call.

## 8.1.21 Process Access Request

The following information elements are required:

Information element name	Required	Description
CM service type	M	Indicates the type of access required: normal MO call, emergency call or page response. Other values (short message service and SS request) defined for this IE are not considered in the present document.
Access connection status	M	Indicates whether or not the connection to the MS is ciphered and whether or not it is authenticated.
Current location area ID	M	Identity of the location area from which the access request was received.
Service area ID	C	Identity of the service area (for UMTS access) in use by the served subscriber. Shall be present for UMTS access; otherwise shall be absent.
Serving cell ID	C	Identity of the cell (for GSM access) in use by the served subscriber. Shall be present for GSM access; otherwise shall be absent.
IMSI	C	IMSI of the MS requesting the access. For normal MO call or page response, one of IMSI or TMSI shall be present. For emergency call, one of IMSI, TMSI or IMEI shall be present.
TMSI	C	TMSI of the MS requesting the access. For normal MO call or page response, one of IMSI or TMSI shall be present. For emergency call, one of IMSI, TMSI or IMEI shall be present.
IMEI	C	IMEI of the MS requesting the access. For normal MO call or page response, one of IMSI or TMSI shall be present. For emergency call, one of IMSI, TMSI or IMEI shall be present.
CKSN	C	Cipher key sequence number of the MS requesting the access. Shall be present if TMSI is present; otherwise shall be absent.

## 8.1.22 Process Access Request ack

The following information elements are required:

Information element name	Required	Description
IMSI	C	IMSI of the MS requesting the access. For normal MO call or page response, shall be present. For emergency call, one of IMSI or IMEI shall be present.
IMEI	C	IMEI of the MS requesting the access. For normal MO call or page response, shall be absent. For emergency call, one of IMSI or IMEI shall be present.
MSISDN	O	MSISDN of the MS requesting the access.

### 8.1.23 Process Access Request negative response

The negative response information element can take the following values:

- Roaming not allowed;
- System failure;
- Unidentified subscriber;
- Illegal equipment;
- Illegal subscriber.

### 8.1.24 Process Call Waiting

The following information elements are required:

Information element name	Required	Description
MSISDN	M	MSISDN of the MS for which the Process Call Waiting is sent.
PLMN bearer capability	C	Shall be present according to the rules defined in 3GPP TS 29.007 [30].
ISDN bearer capability	C	Shall be present if it was received in the Provide Roaming Number for the waiting call; otherwise shall be absent.
ISDN low layer compatibility	C	Shall be present if it was received in the Provide Roaming Number for the waiting call; otherwise shall be absent.
ISDN high layer compatibility	C	Shall be present if it was received in the Provide Roaming Number for the waiting call; otherwise shall be absent.
CLIP provision	C	Indicates that CLIP is provisioned. Shall be present if CLIP is provisioned; otherwise shall be absent.
CLIR override provision	C	Indicates that the CLIR override subscription option of CLIP is provisioned. Shall be present if CLIP is provisioned with the CLIR override subscription option and the MS is registered in the HPLMN country; otherwise shall be absent.
COLR provision	C	Indicates that COLR is provisioned. Shall be present if COLR is provisioned; otherwise shall be absent.
No Reply Condition Timer	C	Value of timer to be used to determine the No subscriber reply condition. Shall be present if the Call Forwarding on No Reply service is active and operative; otherwise shall be absent.
CUG index	C	For the definition of this IE, see 3GPP TS 23.085 [18]. Shall be present if the waiting call is a CUG call; otherwise shall be absent.
Advice of Charge provision	C	Indicates whether Advice of Charge (Information) or Advice of Charge (Charging) is provisioned. Shall be present if Advice of Charge is provisioned; otherwise shall be absent.

### 8.1.25 Process Call Waiting ack

This message contains no information elements.

### 8.1.26 Process Call Waiting negative response

The negative response information element can take the following values:

- Busy subscriber (UDUB);
- Busy subscriber (NDUB);
- No subscriber reply.

### 8.1.27 Provide IMEI

This message contains no information elements.

### 8.1.28 Provide IMEI ack

The following information element is required:

Information element name	Required	Description
IMEI	M	IMEISV (as defined in 3GPP TS 23.003 [5]) of the ME involved in the access request.

### 8.1.29 Provide IMSI

This message contains no information elements.

### 8.1.30 Provide IMSI ack

The following information element is required:

Information element name	Required	Description
IMSI	M	IMSI of the MS involved in the access request.

### 8.1.31 Radio connection released

This message contains no information elements.

### 8.1.32 Search For MS

The following information elements are required:

Information element name	Required	Description
IMSI	M	IMSI of the MS to be paged in all location areas.
Page type	M	Indicates whether the paging is for a circuit-switched call, MT SMS delivery, SS activity or Active Location Retrieval.
Requested information	C	Indicates the information requested by the VLR – one or more of: - Location; - MS classmark; - IMEI. Shall be present if the Page type is Active Information Retrieval; otherwise shall be absent.
Paging via SGSN possible	C	Indicates that paging via the SGSN is possible. Shall be present if the VLR determines that the MS can be paged via the SGSN; otherwise shall be absent.
TMSI	O	TMSI to be broadcast to identify the MS.

### 8.1.33 Search For MS ack

The following information element is required:

Information element name	Required	Description
Location area ID	M	Location area in which the MS responded to the page.
Serving cell ID	C	Identity of the cell in which the served subscriber is located. Shall be present if the MS uses GSM radio access; otherwise shall be absent.
Service area ID	C	Service area identity of the cell in which the served subscriber is located. Shall be present if the MS uses UMTS radio access; otherwise shall be absent.
MS classmark	M	MS classmark 2 as defined in 3GPP TS 24.008 [26].
IMEI (with software version)	C	IMEISV as defined in 3GPP TS 23.003 [5]. Shall be present if the IMEI was requested in the Page MS message and the MSC retrieved it from the MS; otherwise shall be absent.



### 8.1.34 Search For MS negative response

The negative response information element can take the following values:

- Absent subscriber;
- Busy subscriber (More calls possible);
- Busy subscriber (NDUB);
- System failure.

The Search For MS negative response Busy subscriber (More calls possible) also indicates the basic service which applies for the established call.

### 8.1.35 Search for MS via SGSN

The following information elements are required:

Information element name	Required	Description
IMSI	M	IMSI of the MS to be paged.
eMLPP priority	O	Circuit-switched paging priority.
TMSI	O	TMSI to be broadcast to identify the MS.
Channel type	O	Type of channel required for the call.

### 8.1.36 Send Info For Incoming Call

The following information elements are required:

Information element name	Required	Description
MSRN	M	Mobile Station Roaming Number received in the IAM.
Bearer service	C	Bearer service required for the MT call. Shall be present if the MSC was able to derive a bearer service from ISDN BC/LLC/HLC information received in the IAM; otherwise shall be absent.
Teleservice	C	Teleservice required for the MT call. Shall be present if the MSC was able to derive a teleservice from ISDN BC/LLC/HLC information received in the IAM; otherwise shall be absent.
Dialled number	C	Number dialled by the calling subscriber. Shall be present if it was received in the IAM; otherwise shall be absent.
Number of forwarding	C	Number of times the incoming call has already been forwarded. Shall be present if it was received in the IAM; otherwise shall be absent.
CUG interlock	C	For the definition of this IE, see 3GPP TS 23.085 [18]. Shall be present if it was received in the IAM; otherwise shall be absent.
CUG outgoing access	C	For the definition of this IE, see 3GPP TS 23.085 [18]. Shall be present if it was received in the IAM; otherwise shall be absent.

### 8.1.37 Send Info For Incoming Call ack

The following information elements are required:

Information element name	Required	Description
IMSI	M	IMSI of the B subscriber.
Forwarded-to number	M	E.164 number of the C subscriber.
Forwarding reason	M	Indication of why the call has been forwarded (on call deflection, on mobile subscriber busy, on mobile subscriber not reachable or on no subscriber reply).
Notification to calling party	M	Indication of whether the calling party is to be notified that the call has been forwarded.
Notification to forwarding party	C	Indication of whether the forwarding party is to be notified that the call has been forwarded. Shall be present if the call is to be forwarded on mobile subscriber busy or on no subscriber reply; otherwise shall be absent.
Forwarded-to subaddress	C	Subaddress of the C subscriber (see 3GPP TS 23.003 [5]). Shall be present if a forwarded-to subaddress is stored in the VLR in association with the forwarded-to number; otherwise shall be absent.
Redirecting presentation	C	Indication of whether the MSISDN of B subscriber shall be presented to the C subscriber. Shall be present if the call is to be forwarded, otherwise shall be absent.
MSISDN	C	E.164 number which identifies the B subscriber. It will be used to create the redirecting number presented to the C subscriber. Shall be present if the call is to be forwarded, otherwise shall be absent.
CUG interlock	C	For the definition of this IE, see 3GPP TS 23.085 [18]. Shall be present if the VLR has determined that the forwarded call is to be treated as a CUG call in accordance with the rules in 3GPP TS 23.085 [18], otherwise shall be absent.
CUG outgoing access	C	For the definition of this IE, see 3GPP TS 23.085 [18]. Shall be present if the VLR has determined that the forwarded call is to be treated as a CUG call with outgoing access in accordance with the rules in 3GPP TS 23.085 [18], otherwise shall be absent.
NAEA preferred Carrier Id	O	The preferred carrier identity identifying the carrier to be used to route the interexchange call if the forwarded call requires routing via an interexchange carrier. This parameter may be included at the discretion of the VLR operator.

### 8.1.38 Send Info For Incoming Call negative response

The negative response information element can take the following values:

- Absent subscriber;
- Busy subscriber;
- CUG reject (Called party SS interaction violation);
- Forwarding violation;
- Impossible call completion;
- No subscriber reply;
- System failure;
- Unallocated roaming number;

### 8.1.39 Send Info For Outgoing Call

The following information elements are required:

Information element name	Required	Description
Called number	M	E.164 number of the call destination.
Bearer service	C	Bearer service required for the MO call, derived from the PLMN bearer capability information received in the set-up request from the MS. One of bearer service or teleservice shall be present.
Teleservice	C	Teleservice required for the MO call, derived from the PLMN bearer capability information received in the set-up request from the MS or from the emergency set-up request from the MS. One of bearer service or teleservice shall be present.
CUG index	C	For the definition of this IE, see 3GPP TS 23.085 [18]. Shall be present if it was received in the set-up request from the MS.
Suppress preferential CUG	C	For the definition of this IE, see 3GPP TS 23.085 [18]. Shall be present if it was received in the set-up request from the MS.
Suppress CUG outgoing access	C	For the definition of this IE, see 3GPP TS 23.085 [18]. Shall be present if it was received in the set-up request from the MS.

### 8.1.40 Send Info For Outgoing Call negative response

The negative response information element can take the following values:

- Bearer service not provisioned;
- Call barred (Operator determined barring);
- Call barred (Supplementary service barring);
- CUG reject (Inconsistent access information - index incompatible with basic service);
- CUG reject (Inconsistent access information - no CUG selected);
- CUG reject (Outgoing calls barred within the CUG);
- CUG reject (Unknown CUG index);
- Teleservice not provisioned.

### 8.1.40A Send UESBI-Iu to Access Network

The following information element is required:

Information element name	Required	Description
IMEI (with software version)	C	IMEISV as defined in 3GPP TS 23.003 [5].

### 8.1.41 Start security procedures

The following information elements are required for a UMTS connection:

Information element name	Required	Description
CK	M	Ciphering key to be used to cipher communication over the radio link (see 3GPP TS 33.102 [32]).
IK	M	Integrity key to be used to verify the integrity of messages transferred over the radio link (see 3GPP TS 33.102 [32]).

The following information elements are required for a GSM connection:

Information element name	Required	Description
Ciphering mode	M	Indicates whether ciphering of the radio connection is required, and if so which ciphering algorithm is to be used.
Kc	C	Ciphering key to be used if ciphering of the radio connection is required. Shall be present if the ciphering mode indicates that ciphering of the radio connection is required, otherwise shall be absent.

### 8.1.42 Trace subscriber activity

The following information elements are required:

Information element name	Required	Description
Trace reference	M	Reference number to be included with tracing reports which the VMSC sends to the OMC
Trace type	M	For the definition of this IE, see GSM 12.08 [3]

### 8.1.43 Use existing TMSI

This message contains no information elements.

## 8.2 Messages on the C interface (MSC-HLR)

### 8.2.1 Send Routeing Info

The following information elements are required:

Information element name	Required	Description
MSISDN	M	MSISDN of the B subscriber (see 3GPP TS 23.003 [5]).
Alerting Pattern	C	Shall be present if received in a Connect operation from the gsmSCF; otherwise shall be absent.
CUG interlock	C	For the definition of this IE, see 3GPP TS 23.085 [18]. Shall be present if the GMSC received it in the IAM and the GMSC supports CUG, otherwise shall be absent.
CUG outgoing access	C	For the definition of this IE, see 3GPP TS 23.085 [18]. Shall be present if the GMSC received it in the IAM and the GMSC supports CUG, otherwise shall be absent.
Number of forwarding	C	Number of times the incoming call has already been forwarded. Shall be present if it was received in the IAM; otherwise shall be absent.
ISDN BC	C	ISDN bearer capability. Shall be present if the GMSC received it in the IAM, otherwise shall be absent.
ISDN LLC	C	ISDN lower layer compatibility. Shall be present if the GMSC received it in the IAM, otherwise shall be absent.
ISDN HLC	C	ISDN higher layer compatibility. Shall be present if the GMSC received it in the IAM, otherwise shall be absent.
Pre-paging supported	C	Shall be present if the GMSC supports pre-paging, otherwise shall be absent.

## 8.2.2 Send Routeing Info ack

The following information elements are required:

Information element name	Required	Description
IMSI	M	IMSI of the B subscriber (see 3GPP TS 23.003 [5]).
Roaming number	C	E.164 number required to route the call to VMSCB (see 3GPP TS 23.003 [5]). Shall be present if the HLR received it in the Provide Roaming Number ack and the call is not subject to early CF, otherwise shall be absent.
Forwarded-to number	C	E.164 number of the C subscriber. Shall be present if the HLR has determined that the call is to be forwarded, otherwise shall be absent.
Forwarded-to subaddress	C	Subaddress of the C subscriber (see 3GPP TS 23.003 [5]). Shall be present if the HLR has determined that the call is to be forwarded and a forwarded-to subaddress is stored in the HLR in association with the forwarded-to number, otherwise shall be absent.
Notification to calling party	C	Indication of whether the calling party is to be notified that the call has been forwarded. Shall be present if the HLR has determined that the call is to be forwarded, otherwise shall be absent.
Forwarding reason	C	Indication of why the call has been forwarded (unconditionally or on mobile subscriber not reachable). Shall be present if the HLR has determined that the call is to be forwarded, otherwise shall be absent.
Redirecting presentation	C	Indication of whether the MSISDN of B subscriber shall be presented to the C subscriber. Shall be present if the HLR has determined that the call is to be forwarded, otherwise shall be absent.
MSISDN	C	E.164 number which identifies the B subscriber (basic MSISDN). It will be used to create the redirecting number presented to the C subscriber. Shall be present if the HLR has determined that the call is to be forwarded, otherwise shall be absent.
CUG interlock	C	For the definition of this IE, see 3GPP TS 23.085 [18]. Shall be present if the HLR has determined that the call is to be treated as a CUG call in accordance with the rules in 3GPP TS 23.085 [18], otherwise shall be absent.
CUG outgoing access	C	For the definition of this IE, see 3GPP TS 23.085 [18]. Shall be present if the HLR has determined that the call is to be treated as a CUG call with outgoing access in accordance with the rules in 3GPP TS 23.085 [18], otherwise shall be absent.
NAEA preferred Carrier Id	O	The preferred carrier identity identifying the carrier to be used to route the interexchange call if the call requires routing via an interexchange carrier. This parameter may be included at the discretion of the HLR operator.

## 8.2.3 Send Routeing Info negative response

The negative response information element can take the following values:

- Absent subscriber;
- Bearer service not provisioned;
- Call barred (Operator determined barring);
- Call barred (Supplementary service barring);
- CUG reject (Called party SS interaction violation);
- CUG reject (Incoming calls barred within CUG);
- CUG reject (Requested basic service violates CUG constraints);
- CUG reject (Subscriber not member of CUG);

- Data missing;
- Facility not supported;
- Forwarding violation
- Number changed;
- System Failure;
- Teleservice not provisioned;
- Unexpected data value;
- Unknown subscriber.

## 8.3 Messages on the D interface (VLR-HLR)

### 8.3.1 Provide Roaming Number

The following information elements are required:

Information element name	Required	Description
IMSI	M	IMSI of the B subscriber (see 3GPP TS 23.003 [5]).
MSC number	M	E.164 number which identifies VMSCB (see 3GPP TS 23.003 [5]).
MSISDN	O	E.164 number which identifies the B subscriber. It shall be present if the following 3 conditions are all satisfied: <ol style="list-style-type: none"> <li>1. the MSISDN is different from the basic MSISDN;</li> <li>2. the subscriber has VT-CSI stored in HLR;</li> <li>3. the VLR has indicated support for CAMEL Phase 3 or later.</li> </ol> It may be present if the HLR requires it to be included in the call data record.
LMSI	C	Local Mobile Subscriber Identity. Shall be present if the LMSI was sent to HLRB at location updating.
PLMN bearer capability	C	Information to define the PLMN bearer capability required for the call. For alternate speech/fax, alternate speech/data or speech followed by data calls this information element shall contain two PLMN bearer capabilities, as specified in 3GPP TS 24.008. May be present if the HLR can determine the required PLMN bearer capability from ISDN compatibility information received in the Send Routeing Info message, or from the MSISDN if a multi-numbering scheme is used; otherwise shall be absent. If the ISDN BC and ISDN LLC IEs are present, the PLMN bearer capability IE shall be absent.
ISDN BC	C	ISDN bearer capability. May be present if the HLR received it in the Send Routeing Info message, otherwise shall be absent. If the PLMN bearer capability IE is present, the ISDN BC IE shall be absent.
ISDN LLC	C	ISDN lower layer compatibility. May be present if the HLR received it in the Send Routeing Info message, otherwise shall be absent. If the PLMN bearer capability IE is present, the ISDN LLC IE shall be absent.
ISDN HLC	C	ISDN higher layer compatibility. Shall be present if the HLR received it in the Send Routeing Info message, otherwise shall be absent.
Alerting Pattern	C	Shall be present if the HLR has determined an alerting category or an alerting level for the MT call configuration; otherwise shall be absent.
Pre-paging supported	C	Shall be present if the HLR has determined that pre-paging is supported in the GMSC and the HLR, otherwise shall be absent.

### 8.3.2 Provide Roaming Number ack

The following information element is required:

Information element name	Required	Description
Roaming number	M	E.164 number required to route the call to VMSCB (see 3GPP TS 23.003 [5]).

### 8.3.3 Provide Roaming Number negative response

The negative response information element can take the following values:

- Absent subscriber;
- Data missing;
- Facility not supported;
- No roaming number available;
- OR not allowed;
- Unexpected data value.

### 8.3.4 Provide Subscriber Info

The following information elements are required:

Information element name	Required	Description
IMSI	M	IMSI of the subscriber for whom information is requested (see 3GPP TS 23.003 [5]).
LMSI	C	Local Mobile Subscriber Identity. Shall be present if the LMSI was sent to the HLR at location updating.
Requested information	M	Indicates which of the following information the HLR requires: <ul style="list-style-type: none"> <li>- location information;</li> <li>- subscriber state;</li> <li>- IMEI (with software version);</li> <li>- MS classmark.</li> </ul>
Active location retrieval requested	C	Indicates that the HLR requires active location retrieval. Shall be absent if the requested information does not indicate that the HLR requires location information.

### 8.3.5 Provide Subscriber Info ack

The following information elements are required:

Information element name	Required	Description
Location information	C	Information to define the location of the MS: see definition in subclause 8.3.5.1. Shall be present if location information was requested and is available; otherwise shall be absent.
Subscriber state	C	Indicates whether the MS is busy (i.e. engaged on a circuit-switched call), network determined not reachable (IMSI detached or roaming in a prohibited location area) or assumed idle. Shall be present if subscriber state was requested; otherwise shall be absent.
IMEI (with software version)	C	IMEISV as defined in 3GPP TS 23.003 [5]. Shall be present if the IMEI was requested, otherwise shall be absent.
MS classmark	C	MS classmark 2 as defined in 3GPP TS 24.008 [26]. Shall be present if the MS classmark was requested, otherwise shall be absent.

### 8.3.5.1 Location information

The compound information element Location information consists of the following subordinate information elements:

Information element name	Required	Description
Location number	C	For a definition of this information element, see ITU-T Recommendation Q.763 [35]. Shall be present if the VLR can derive it from the stored service area identity (for UMTS) or cell global identity (for GSM) or location area identity; otherwise shall be absent. The mapping from service area identity or cell ID and location area to location number is network-specific and outside the scope of the UMTS and GSM standards.
Service area ID	C	Service area identity of the cell in which the MS is currently in radio contact or in which the MS was last in radio contact. Shall be present if the MS uses UMTS radio access and the subscriber record is marked as confirmed by radio contact; otherwise shall be absent.
Cell ID	C	Cell global identity of the cell in which the MS is currently in radio contact or in which the MS was last in radio contact. Shall be present if the MS uses GSM radio access and the subscriber record is marked as confirmed by radio contact; otherwise shall be absent.
Geographical information	C	For a definition of this information element, see 3GPP TS 23.032 [7]. Shall be present if the VLR can derive it from the stored service area identity, cell global identity or location area identity; otherwise shall be absent.
Geodetic information	C	This information element corresponds to the Calling Geodetic Location defined in ITU-T Recommendation Q.763 [35]. Shall be present if the VLR can derive it from the stored service area identity, cell global identity or location area identity; otherwise shall be absent.
VLR number	O	E.164 number which identifies the VLR (see 3GPP TS 23.003 [5]). If the HLR receives it from the VLR it shall ignore it.
Age of location information	C	Measured in minutes. Shall be present if available in the MSC/VLR; otherwise shall be absent.
Current Location Retrieved	C	Shall be present when location information was obtained after a successful paging procedure for Active Location Retrieval.

### 8.3.6 Provide Subscriber Info negative response

The negative response information element can take the following values:

- Data missing;
- System failure;
- Unexpected data value.

### 8.3.7 Restore Data

The following information elements are required:

Information element name	Required	Description
IMSI	M	IMSI of the subscriber for whom data are to be restored (see 3GPP TS 23.003 [5]).
LMSI	O	LMSI of the subscriber for whom data are to be restored (see 3GPP TS 23.003 [5]). May be included if required by the requesting VLR.



### 8.3.8 Restore Data ack

The following information elements are required:

Information element name	Required	Description
HLR number	M	E.164 number which identifies the HLR (see 3GPP TS 23.003 [5]).
MS not reachable flag	C	Indicates whether the VLR should notify the HLR when the MS next establishes radio contact. Shall be present if the corresponding indicator is set in the HLR record for the subscriber; otherwise shall be absent.

### 8.3.9 Restore Data negative response

The negative response information element can take the following values:

- System failure;
- Unknown subscriber.

## 8.4 Messages on the F interface (MSC-EIR)

### 8.4.1 Check IMEI

The following information element is required:

Information element name	Required	Description
IMEI	M	IMEI of the ME whose status is to be checked (see 3GPP TS 23.003 [5]).

### 8.4.2 Check IMEI ack

The following information element is required:

Information element name	Required	Description
Equipment status	M	Indicates whether the ME is black-listed, grey-listed or white-listed

### 8.4.3 Check IMEI negative response

The negative response information element can take the following value:

- Unknown equipment.

## 8.5 Messages on the MSC internal interface

This interface can carry ISUP messages received from the process MT\_GMSC or the process ICH\_MSC and to be forwarded to a destination exchange, and ISUP messages received from the destination exchange and to be forwarded to the process MT\_GMSC or the process ICH\_MSC. In addition, it carries the following inter-process messages.

### 8.5.1 CF cancelled

This message contains no information elements.

## 8.5.2 Perform Call Forwarding

The following information element is required:

Information element name	Required	Description
Forwarded-to number	M	E.164 number of the C subscriber.
OR call	M	Indicates whether the call which is to be forwarded was subject to basic OR as specified in 3GPP TS 23.079 [13]

## 8.5.3 Perform Call Forwarding ack

The following information element is required:

Information element name	Required	Description
Forwarded-to number	M	E.164 number of the C subscriber. Note: this number may be different from the Forwarded-to number received in the Perform Call Forwarding, as a result of CAMEL handling.

## 8.5.4 Perform Call Forwarding negative response

The negative response information element can take the following value:

- Call forwarding failed.

## 8.6 Messages on the VLR internal interface

This interface carries messages between corresponding instances of the processes PRN\_VLR and ICH\_VLR. The correlation between the process instances is done by the MSRN.

### 8.6.1 Call arrived

This message contains no information elements.

### 8.6.2 PAR completed

This message contains no information elements.

## 8.7 Messages on the Gs interface

### 8.7.1 Page MS

The following information elements are required:

Information element name	Required	Description
IMSI	M	IMSI of the MS to be paged.
eMLPP priority	C	Circuit-switched paging priority. Shall be present if it was received in the Page MS via SGSN request or Search for MS via SGSN request; otherwise shall be absent.
TMSI	C	TMSI to be broadcast to identify the MS. Shall be present if it was received in the Page MS via SGSN request or Search for MS via SGSN request; otherwise shall be absent.
Location area identity	C	Location area identity of the location area where the mobile is registered, according to the subscriber data in the VLR. Shall be present if the VLR can supply it; otherwise shall be absent.
Channel type	C	Type of channel required for the call. Shall be present if it was received in the Page MS via SGSN request or Search for MS via SGSN request; otherwise shall be absent.

### 8.7.2 Send MS information

The following information elements are required:

Information element name	Required	Description
IMSI	M	IMSI of the MS for which information is required.
Information requested	M	Information required for the specified MS.

### 8.7.3 Send MS information ack

The following information elements are required:

Information element name	Required	Description
IMSI	M	IMSI of the MS for which information is required.
Service area ID	C	Service area ID (for UMTS access) of the cell in which the MS last established radio contact. Shall be present if the MS uses UMTS access; otherwise shall be absent.
Cell ID	C	Cell ID (for GSM access) of the cell in which the MS last established radio contact. Shall be present if the MS uses GSM access; otherwise shall be absent.
Location information age	M (note)	Time in minutes since the MS last established a radio transaction
NOTE: Although they are optional in the protocol, these IEs are mandatory in this context.		

### 8.7.4 Send MS information negative response

The negative response information element can take the following value:

- No response from SGSN.

---

## Annex A (informative): Handling of an IAM at an MSC

An MSC which receives an IAM from an originating exchange may react in three different ways:

- It acts as a transit exchange, i.e. it relays the IAM to a destination exchange determined by analysis of the called party address, and thereafter relays other telephony signalling between the originating and destination exchange until the connection is released. This behaviour is not specific to UMTS or GSM.
- It acts as a terminating exchange, i.e. it attempts to connect the call to an MS currently registered in the service area of the MSC.
- It acts as a GMSC, i.e. it interrogates an HLR for information to route the call. If the HLR returns routing information, the MSC uses the routing information from the HLR to construct an IAM, which it sends to a destination exchange determined by analysis of the routing information from the HLR.

Sheet 1: when the MSC co-ordinating process has decided whether the MSC is to act as a terminating VMSC, a GMSC or a transit exchange, it forwards the IAM to an idle instance of the appropriate process.

Sheet 2: after the MSC co-ordinating process has sent an IAM to an instance of the process MT\_GMSC or ICH\_MSC, it acts as a transparent relay for messages received from the originating exchange and the process instance (denoted by "offspring"). After the MSC co-ordinating process has relayed a Release message, it returns to the idle state.

Sheet 2: after the MSC co-ordinating process has sent an IAM to a destination exchange, it acts as a transparent relay for messages received from the originating exchange and the destination exchange. After the MSC co-ordinating process has relayed a Release message, it returns to the idle state.

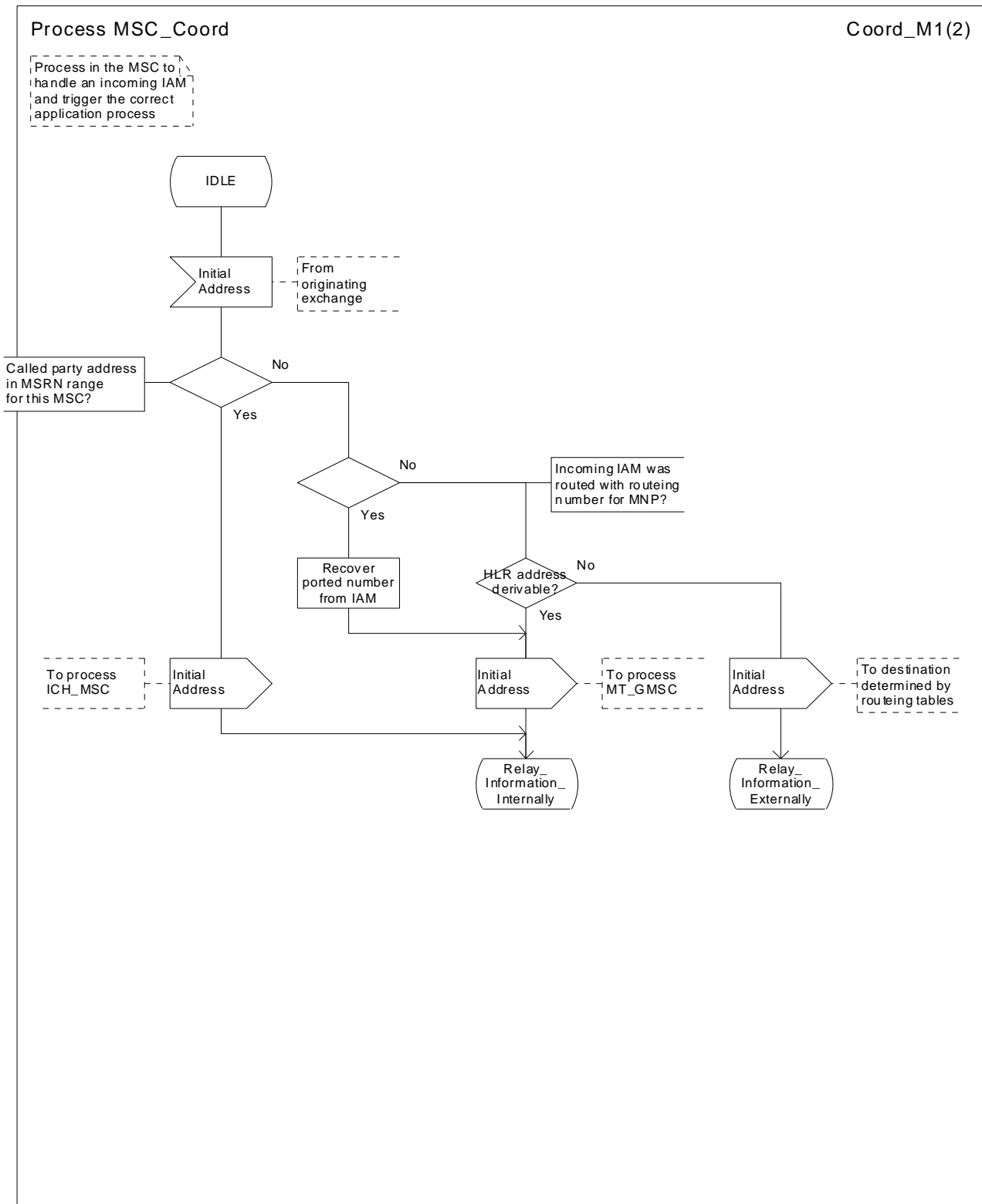


Figure 84a: Process MSC\_Coord (sheet 1)

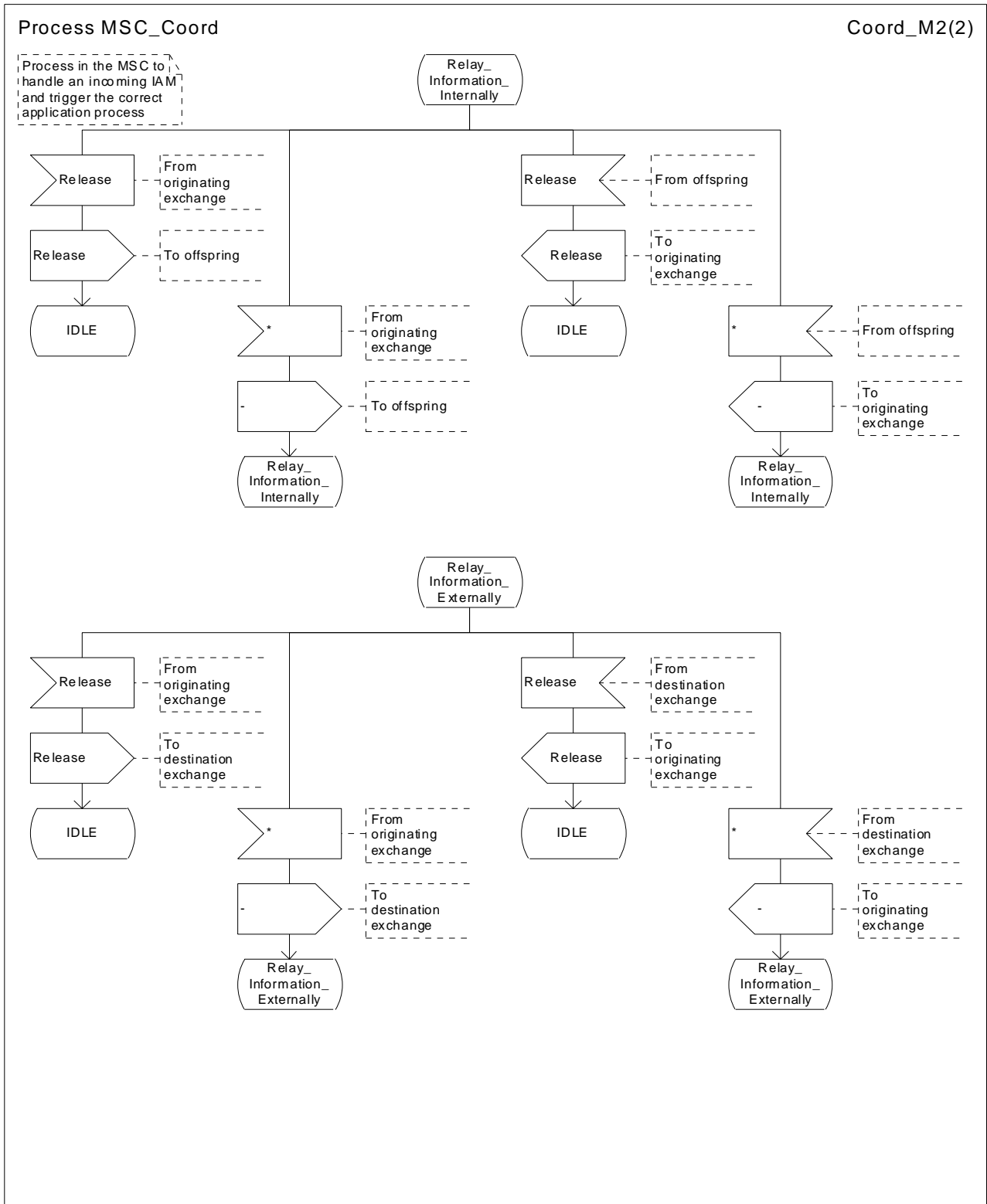


Figure 84b: Process MSC\_Coord (sheet 2)

## Annex B (informative): Change history

Change history						
TSG CN#	Spec	CR	Phase	Version	New Version	Subject/Comment
Apr 1999	GSM 03.18			7.0.0		Transferred to 3GPP CN1
CN#03	23.018				3.0.0	Approved at CN#03
CN#04	23.018	001		3.0.0	3.1.0	Notification of Call Forwarding to the gsmSCF
CN#05	23.018	002r4		3.1.0	3.2.0	Addition of the description for Pre-Paging
CN#05	23.018	006		3.1.0	3.2.0	Removal of TDP criteria from Resume Call Handling
CN#05	23.018	007r1		3.1.0	3.2.0	GMSC CAMEL phases in Provide Roaming Number
CN#05	23.018	023		3.1.0	3.2.0	Separation of success & failure cases for OR of late call forwarding
CN#05	23.018	024		3.1.0	3.2.0	Notification of Call Forwarding to the gsmSCF before activating call forwarding process
CN#06	23.018	004r2		3.2.0	3.3.0	Introduction of the Super-Charger Concept in TS 23.018
CN#06	23.018	027r3		3.2.0	3.3.0	Introduction of CAMEL Phase 3
CN#07	23.018	025r7		3.3.0	3.4.0	Addition of the description for Multicall
CN#07	23.018	026r2		3.3.0	3.4.0	Alternative solution for ALR
CN#07	23.018	030		3.3.0	3.4.0	Correction of the SDL diagrams for Pre-paging
CN#07	23.018	032r1		3.3.0	3.4.0	Inclusion of D-CSI check in HLR/VLR
CN#07	23.018	033		3.3.0	3.4.0	Initialization of Backward Call indicator
CN#07	23.018	034		3.3.0	3.4.0	Correction of the result of the procedure CAMEL_ICH_MSC_INIT
CN#07	23.018	037		3.3.0	3.4.0	Clarification of N-CSI in Core NW
CN#07	23.018	039r2		3.3.0	3.4.0	Replacement of references to GSM with references to UMTS
CN#07	23.018	043r1		3.3.0	3.4.0	Clarification of NPDB error detection and MNP specific call handling
CN#07	23.018	044		3.3.0	3.4.0	Setting the Destination Address for MO calls
CN#07	23.018	047		3.3.0	3.4.0	O-CSI and D-CSI checks for ORLCF calls
CN#07	23.018	048		3.3.0	3.4.0	Correction of CF Notification
CN#07	23.018	049		3.3.0	3.4.0	Introduction of Authentication Failure Report
CN#07	23.018	050r3		3.3.0	3.4.0	ISUP release cause value
CN#08	23.018	045r1		3.4.0	3.5.0	Correction of CAMEL Incoming Call Handling
CN#08	23.018	051r4		3.4.0	3.5.0	Improvement of Active Retrieval of Location Information procedure
CN#08	23.018	052r2		3.4.0	3.5.0	North American Service Provider Number Portability impacts for MNP
CN#09	23.018	053		3.5.0	3.6.0	Correction of connector numbering in process ICH_MSC
CN#09	23.018	054		3.5.0	3.6.0	Correction of the SDL diagram for Pre-paging
CN#09	23.018	056		3.5.0	3.6.0	Correction to process ICH_VLR
CN#09	23.018	057r3		3.5.0	3.6.0	Handling of the Call Diversion Treatment Indicator
CN#09	23.018	059r1		3.5.0	3.6.0	Modifications to procedure obtain routeing address.
CN#09	23.018	060		3.5.0	3.6.0	Corrections to process ICH_VLR
CN#09	23.018	061r2		3.5.0	3.6.0	Update of CAMEL references
CN#09	23.018	063r1		3.5.0	3.6.0	Correction of procedure Obtain_Routeing_Address for the reconnect case
CN#09	23.018	055r4	R4	3.6.0	4.0.0	Inclusion of call hold in basic call handling.

Change history						
TSG CN#	Spec	CR	Phase	Version	New Version	Subject/Comment
CN#10	23.018	064	Rel-4	4.0.0	4.1.0	Tidying up of Process Subs_FSM and inter-process signals
CN#11	23.018	065	Rel-4	4.1.0	4.2.0	Incorporation of MPTY and ECT into the Subs_FSM process
CN#11	23.018	067	Rel-4	4.1.0	4.2.0	Removal of CW descriptions
CN#11	23.018	069	Rel-4	4.1.0	4.2.0	Paging not via the SGSN correction
CN#12	23.018	074	Rel-4	4.2.0	4.3.0	Initialization of variable to monitor activation of CSI's
CN#12	23.018	072	Rel-5	4.3.0	5.0.0	Handling of MultiCall in MPTY procedure
CN#13	23.018	077	Rel-5	5.0.0	5.1.0	Addition of missing process Update_Location_VLR
CN#13	23.018		Rel-5	5.0.0	5.1.0	Editorial clean up
CN#14	23.018	081	Rel-5	5.1.0	5.2.0	Handling of Reconnect on Leg2 Disconnect
CN#14	23.018	091r2	Rel-5	5.1.0	5.2.0	Corrections in the ATI mechanism description
CN#15	23.018	082r2	Rel-5	5.2.0	5.3.0	Introduction of CAMEL Phase 4
CN#15	23.018	088r2	Rel-5	5.2.0	5.3.0	Handling of CUG calls in non-supporting networks
CN#15	23.018	093r1	Rel-5	5.2.0	5.3.0	MSISDN in Provide Roaming Number in case of MSP
CN#15	23.018	098	Rel-5	5.2.0	5.3.0	Correction on the Active Location Retrieval description
CN#15	23.018	100r1	Rel-5	5.2.0	5.3.0	Transferring the MS classmark & IMEI to the gsmSCF
CN#17	23.018	109r1	Rel-5	5.3.0	5.4.0	Determining the basic service for MT calls
CN#17	23.018	110	Rel-5	5.3.0	5.4.0	Minor corrections to Process ICH_MSC
CN#17	23.018	111	Rel-5	5.3.0	5.4.0	Setting of Leg1_Status variable
CN#18	23.018	112r1	Rel-5	5.4.0	5.5.0	Clarification of requirements for the presence of IEs in messages
CN#19	23.018	118	Rel-5	5.5.0	5.6.0	Correction in the ATI mechanism description
CN#20	23.018	115r2	Rel-5	5.6.0	5.7.0	Stopping No_Answer timer in the case of forwarding notification
CN#20	23.018	122	Rel-5	5.6.0	5.7.0	Release Result from CAMEL_MT_GMSC_Notify_CF
CN#20	23.018	124	Rel-5	5.6.0	5.7.0	Addition of procedure to retrieve UE-specific behaviour data
CN#21	23.018	128	Rel-5	5.7.0	5.8.0	Corrections to "Early UE" handling
CN#21	23.018	133	Rel-5	5.7.0	5.8.0	HLR Interrogation for SCUDIF calls



---

## History

<b>Document history</b>		
V5.3.0	March 2002	Publication
V5.4.0	September 2002	Publication
V5.5.0	December 2002	Publication
V5.6.0	March 2003	Publication
V5.7.0	June 2003	Publication
V5.8.0	September 2003	Publication