

# ETSI TS 123 097 V12.0.0 (2014-10)



**Digital cellular telecommunications system (Phase 2+);  
Universal Mobile Telecommunications System (UMTS);  
Multiple Subscriber Profile (MSP) (Phase X);  
Stage 2  
(3GPP TS 23.097 version 12.0.0 Release 12)**



---

**Reference**

RTS/TSGC-0423097vc00

---

**Keywords**

GSM,UMTS

**ETSI**

---

650 Route des Lucioles  
F-06921 Sophia Antipolis Cedex - FRANCE

Tel.: +33 4 92 94 42 00 Fax: +33 4 93 65 47 16

Siret N° 348 623 562 00017 - NAF 742 C  
Association à but non lucratif enregistrée à la  
Sous-Préfecture de Grasse (06) N° 7803/88

---

**Important notice**

The present document can be downloaded from:

<http://www.etsi.org>

The present document may be made available in electronic versions and/or in print. The content of any electronic and/or print versions of the present document shall not be modified without the prior written authorization of ETSI. In case of any existing or perceived difference in contents between such versions and/or in print, the only prevailing document is the print of the Portable Document Format (PDF) version kept on a specific network drive within ETSI Secretariat.

Users of the present document should be aware that the document may be subject to revision or change of status. Information on the current status of this and other ETSI documents is available at

<http://portal.etsi.org/tb/status/status.asp>

If you find errors in the present document, please send your comment to one of the following services:

[http://portal.etsi.org/chaicor/ETSI\\_support.asp](http://portal.etsi.org/chaicor/ETSI_support.asp)

---

**Copyright Notification**

No part may be reproduced or utilized in any form or by any means, electronic or mechanical, including photocopying and microfilm except as authorized by written permission of ETSI.

The content of the PDF version shall not be modified without the written authorization of ETSI.

The copyright and the foregoing restriction extend to reproduction in all media.

© European Telecommunications Standards Institute 2014.

All rights reserved.

**DECT™**, **PLUGTESTS™**, **UMTS™** and the ETSI logo are Trade Marks of ETSI registered for the benefit of its Members. **3GPP™** and **LTE™** are Trade Marks of ETSI registered for the benefit of its Members and of the 3GPP Organizational Partners.

**GSM®** and the GSM logo are Trade Marks registered and owned by the GSM Association.

---

## Intellectual Property Rights

IPRs essential or potentially essential to the present document may have been declared to ETSI. The information pertaining to these essential IPRs, if any, is publicly available for **ETSI members and non-members**, and can be found in ETSI SR 000 314: *"Intellectual Property Rights (IPRs); Essential, or potentially Essential, IPRs notified to ETSI in respect of ETSI standards"*, which is available from the ETSI Secretariat. Latest updates are available on the ETSI Web server (<http://ipr.etsi.org>).

Pursuant to the ETSI IPR Policy, no investigation, including IPR searches, has been carried out by ETSI. No guarantee can be given as to the existence of other IPRs not referenced in ETSI SR 000 314 (or the updates on the ETSI Web server) which are, or may be, or may become, essential to the present document.

---

## Foreword

This Technical Specification (TS) has been produced by ETSI 3rd Generation Partnership Project (3GPP).

The present document may refer to technical specifications or reports using their 3GPP identities, UMTS identities or GSM identities. These should be interpreted as being references to the corresponding ETSI deliverables.

The cross reference between GSM, UMTS, 3GPP and ETSI identities can be found under <http://webapp.etsi.org/key/queryform.asp>.

---

## Modal verbs terminology

In the present document "**shall**", "**shall not**", "**should**", "**should not**", "**may**", "**may not**", "**need**", "**need not**", "**will**", "**will not**", "**can**" and "**cannot**" are to be interpreted as described in clause 3.2 of the [ETSI Drafting Rules](#) (Verbal forms for the expression of provisions).

"**must**" and "**must not**" are **NOT** allowed in ETSI deliverables except when used in direct citation.

# Contents

Intellectual Property Rights .....	2
Foreword.....	2
Modal verbs terminology.....	2
Foreword.....	5
1 Scope .....	6
2 References .....	6
3 Definitions and abbreviations.....	7
3.1 Definitions .....	7
3.2 Abbreviations .....	7
4 Features needed to support MSP Phase 2.....	7
5 Additional Information stored in network entities .....	8
5.1 Data stored in the HLR.....	8
5.2 Data stored in the VLR.....	8
6 Additional procedures in network entities.....	8
6.1 OCB_flag .....	8
6.2 ODB flags.....	9
6.3 HOLD_flag.....	9
6.4 CW_flag.....	9
6.5 MPTY_flag.....	9
6.6 ECT_flag.....	9
6.7 CCBS_flag .....	10
6.8 CLIR_flag.....	10
7 Description of Multiple Subscriber Profile .....	10
7.1 Overview .....	10
7.2 Registration of a Profile .....	10
7.3 Interrogation.....	12
7.4 Call Handling for an MSP subscriber.....	15
7.4.1 Mobile Originating (MO) call handling.....	15
7.4.2 Mobile Terminating (MT) call handling.....	15
7.5 Functions and Information Flows.....	15
7.5.1 MO call handling in the gsmSCF.....	15
7.5.1.1 Process MO_MSP_Call_gsmSCF.....	15
7.5.1.2 Procedure Set_Calling_Profile_gsmSCF .....	15
7.5.1.3 Procedure Send_FCI_gsmSCF.....	15
7.5.2 MT call handling in the gsmSCF .....	22
7.5.2.1 Process MT_MSP_Call_gsmSCF .....	22
7.5.3 SS handling in the gsmSCF .....	27
7.5.3.1 Procedure Check_CLIR_gsmSCF.....	27
7.5.3.2 Procedure Forwarded_MSP_Call_gsmSCF.....	27
7.5.3.3 Procedure Check_CFU_gsmSCF .....	27
7.5.3.4 Procedure Check_Early_CF_gsmSCF .....	27
7.5.3.5 Procedure Check_Late_CF_gsmSCF.....	27
7.5.3.6 Procedure Check_CFNRY_gsmSCF .....	27
7.5.3.7 Procedure Check_CFB_gsmSCF .....	27
7.5.3.8 Procedure Check_CFNRC_gsmSCF .....	27
7.5.3.9 Procedure Check_CW_gsmSCF .....	27
7.5.3.10 Procedure Check_HOLD_gsmSCF.....	27
7.5.3.11 Procedure Check_MPTY_gsmSCF.....	27
7.5.3.12 Procedure Check_ACM_gsmSCF.....	27
7.5.3.13 Process AoC_MSP_gsmSCF .....	27
7.5.3.14 Procedure AoCI_gsmSCF.....	27

7.5.3.15	Procedure AoCC_gsmSCF.....	28
7.5.3.16	Procedure Outgoing_Barring_Check_gsmSCF.....	28
7.5.3.17	Procedure Incoming_Barring_Check_gsmSCF .....	28
7.5.3.18	Procedure Check_ECT_gsmSCF .....	28
7.5.3.19	Procedure Check_CCBS_gsmSCF .....	28
7.5.4	Information flows .....	47
7.6	SMS handling.....	50
7.7	Call Independent SS handling .....	52
7.8	Interaction with Supplementary Services .....	52
7.8.1	Line Identification services.....	52
7.8.1.1	CLIP .....	52
7.8.1.2	CLIR .....	52
7.8.1.3	COLP .....	52
7.8.1.4	COLR.....	52
7.8.2	Call Hold (HOLD).....	52
7.8.3	Call Waiting (CW).....	53
7.8.4	Call Forwarding .....	53
7.8.5	Multi Party Service (MPTY) .....	53
7.8.6	Closed User Group (CUG) .....	53
7.8.7	Advice of Charge (AoC).....	53
7.8.8	Call Barring .....	54
7.8.9	Explicit Call Transfer (ECT) .....	54
7.8.10	Completion of Calls to Busy Subscriber (CCBS).....	54
7.8.11	enhanced Multi-Level Precedence and Pre-emption (eMLPP).....	54
7.8.12	User-to-User Signalling (UUS).....	55
7.8.13	Call Deflection (CD).....	55
7.9	Interaction with other services.....	55
7.9.1	The Multi-Numbering Scheme .....	55
7.9.2	The Short Message Service.....	55
7.9.3	Interactions with CAMEL .....	55
7.9.4	Interactions with OR.....	55
7.9.5	Operator Determined Barring .....	55
7.9.6	Roaming Restrictions.....	56
7.10	Data stored in the gsmSCF.....	57
7.11	Equivalent services implemented by the gsmSCF.....	58
7.11.1	Call Forwarding .....	58
7.11.1.1	Call Forward Unconditional.....	60
7.11.1.2	Call Forward on Busy .....	61
7.11.1.3	Call Forward on No Reply .....	61
7.11.1.4	Call Forward on Not Reachable.....	62
7.11.1.5	Early CFNRc.....	62
7.11.1.6	Late CFNRc .....	63
7.11.2	Call Barring .....	63
7.11.3	Operator Determined Barring (ODB) .....	64
7.11.4	Advice of Charge (AoC).....	64
7.12	Exceptional Procedures .....	64
7.12.1	Roaming into a network not supporting CAMEL Phase 3.....	64
7.12.2	Roaming into a network not supporting CAMEL Phase 2.....	65
7.12.2.1	Actions required on Location Update .....	65
7.12.2.2	MO call handling .....	65
7.12.2.3	MT call handling .....	65
7.12.2.4	MO short message handling.....	65
7.12.3	Lack of availability of the Network Indication of Alerting feature .....	65
<b>Annex A (informative):</b>	<b>Provision and Withdrawal of MSP .....</b>	<b>66</b>
A.1	Provision of MSP .....	66
A.2	Withdrawal of MSP.....	66
<b>Annex B (informative):</b>	<b>Change history .....</b>	<b>67</b>
History .....		68

---

# Foreword

The present document has been produced by the 3<sup>rd</sup> Generation Partnership Project (3GPP).

The contents of the present document are subject to continuing work within the TSG and may change following formal TSG approval. Should the TSG modify the contents of the present document, it will be re-released by the TSG with an identifying change of release date and an increase in version number as follows:

Version x.y.z

where:

- x the first digit:
  - 1 presented to TSG for information;
  - 2 presented to TSG for approval;
  - 3 or greater indicates TSG approved document under change control.
- y the second digit is incremented for all changes of substance, i.e. technical enhancements, corrections, updates, etc.
- z the third digit is incremented when editorial only changes have been incorporated in the document.

---

# 1 Scope

The present document specifies the stage 2 description of the Multiple Subscriber Profile (MSP) Supplementary Service Phase 2. MSP Phase 2 is implemented using CAMEL Phase 3.

---

# 2 References

The following documents contain provisions which, through reference in this text, constitute provisions of the present document.

- References are either specific (identified by date of publication, edition number, version number, etc.) or non-specific.
- For a specific reference, subsequent revisions do not apply.
- For a non-specific reference, the latest version applies. In the case of a reference to a 3GPP document (including a GSM document), a non-specific reference implicitly refers to the latest version of that document *in the same Release as the present document*.

- [1] 3GPP TR 21.905: "3G Vocabulary".
- [2] 3GPP TS 22.030: "Man Machine Interface (MMI) of the Mobile Station (MS)".
- [3] 3GPP TS 22.097: "Multiple Subscriber Profile (MSP) Service Description – Stage 1".
- [4] 3GPP TS 23.008: 'Organisation of subscriber data'.
- [5] 3GPP TS 23.015: 'Technical realization of Operator Determined Barring (ODB)'.
- [6] 3GPP TS 23.018: 'Basic Call Handling – Technical Realization'.
- [7] 3GPP TS 23.067: 'enhanced Multi-Level Precedence and Pre-emption service (eMLPP) – Stage 2'.
- [8] 3GPP TS 23.072: 'Call Deflection (CD); Stage 2'.
- [9] 3GPP TS 23.078: 'Customised Applications for Mobile network Enhanced Logic (CAMEL) – Phase 3; Stage 2'.
- [10] 3GPP TS 23.079: 'Support of Optimal Routeing (SOR); Technical Realisation'.
- [11] 3GPP TS 23.081: 'Line identification supplementary services – Stage 2'.
- [12] 3GPP TS 23.082: 'Call Forwarding (CF) supplementary services – Stage 2'.
- [13] 3GPP TS 23.083: 'Call Waiting (CW) and Call Hold (HOLD) supplementary services – Stage 2'.
- [14] 3GPP TS 23.084: 'Multi Party (MPTY) supplementary services – Stage 2'.
- [15] 3GPP TS 23.085: 'Closed User Group (CUG) supplementary services – Stage 2'.
- [16] 3GPP TS 23.086: 'Advice of Charge (AoC) supplementary services – Stage 2'.
- [17] 3GPP TS 23.087: 'User-to-User (UUS) Supplementary Service; Stage 2'.
- [18] 3GPP TS 23.088: 'Call Barring (CB) supplementary services – Stage 2'.
- [19] 3GPP TS 23.090: 'Unstructured Supplementary Service Data (USSD) – Stage 2'.
- [20] 3GPP TS 23.091: 'Explicit Call Transfer (ECT) supplementary service – Stage 2'.
- [21] 3GPP TS 23.093: 'Technical Realization of Completion of Calls to Busy Subscriber (CCBS); Stage 2'.

[22] 3GPP TS 24.086: 'Advice of Charge (AoC) supplementary services – Stage 3'.

---

## 3 Definitions and abbreviations

### 3.1 Definitions

For the purpose of this specification, the following terms and definitions apply:

**Default Profile:** profile used when the MSP subscriber roams to a non-supporting network.

**MSP Subscriber:** the subscriber provisioned with the MSP service

**Profile Identity:** numerical identity (between 1 and 4) of the profile

**Profile Status:** specifies if the profile is the registered profile and/or the default profile

**Registered Profile:** profile used for all MO calls and short messages if a profile has not been explicitly selected

### 3.2 Abbreviations

The abbreviations used in this specification are listed in 3G TR21.905.

For the purpose of this specification, the following abbreviations apply:

CD	The Call Deflection supplementary service
MSP	The Multiple Subscriber Profile supplementary service
UUS	The User-to-User Signalling supplementary service
SII2	The Service Interaction Indicators Two parameter (see 3G TS 23.078)

---

## 4 Features needed to support MSP Phase 2

CAMEL Phase 3 is a pre-requisite for MSP Phase 2.

The following CAMEL Phase 3 features are used for MSP Phase 2:

- SII2;
- MO SMS interaction;
- T-BCSM in the VMSC;
- SS-CSI Invocation Notification for CCBS;
- Any Time Modification;
- CUG Handling.

The following CAMEL Phase 2 features are used for MSP Phase 2:

- Network Indication of Alerting pattern;
- Event detection points;
- USSD Interaction;
- Control of Call Duration;
- SS-CSI Invocation Notification for CD;
- Furnish Charging Information.



---

## 5 Additional Information stored in network entities

### 5.1 Data stored in the HLR

The HLR contains all the common data (the data valid for all profiles) and some data specific to the default profile.

The data stored in the HLR are defined in 3G TS 23.008. The elements specifically used for MSP are:

- list of MSISDNs and associated Bearer Capabilities for each profile;
- default profile (associated with the Basic MSISDN);
- capabilities of VLR (support of CAMEL Phase 2 and 3);
- supplementary services (per BSG) provisioned per subscriber (CW, CH, MPTY,...);
- Call Barring Data (see subclause 7.6.8: Call Barring);
- ODB Data (see subclause 7.7.5: Operator Determined Barring);
- HOLD Data (see subclause 7.8.2: Call Hold);
- ECT Data (see subclause 7.8.9: Explicit Call Transfer);
- MPTY Data (see subclause 7.8.5: Multi Party);
- CCBS Data (see subclause 7.8.10: Completion of Calls to Busy Subscriber);
- CW Data (see subclause 7.8.3: Call Waiting);
- CLIR Data (see subclause 7.8.1.2);
- CAMEL data including the MSP service key, O-CSI, T-CSI, VT-CSI, UG-CSI, SS-CSI and Location information / Subscriber state Interrogation.

### 5.2 Data stored in the VLR

The data stored in a VLR are defined in 3G TS 23.008. MSP has no impact on the VLR.

---

## 6 Additional procedures in network entities

### 6.1 OCB\_flag

The OCB\_flag shall be set in the HLR if Call Barrings are provided in the gsmSCF.

If the OCB\_flag is set then:

- when the subscriber roams to a VLR which supports CAMEL Phase 2 or later, the HLR shall not send any outgoing call barring supplementary services data to the VLR;
- when the subscriber roams to a VLR which does not support CAMEL Phase 2 or later, the HLR shall send to the VLR outgoing call barring supplementary services data as stored in the HLR;
- the subscriber shall not be allowed to alter the Call Barring data in the HLR.

## 6.2 ODB flags

The ODB flag for the relevant category shall be set in the HLR if ODB is provisioned in the gsmSCF for that category.

If the ODB flag is set for that category, then:

when the subscriber roams to a VLR which supports CAMEL Phase 2 or later, the HLR shall not send any ODB data for that category to the VLR;

when the subscriber roams to a VLR which does not support CAMEL Phase 2 or later, the HLR shall send to the VLR ODB data for that category as stored in the HLR.

## 6.3 HOLD\_flag

The HOLD\_flag shall be set in the HLR if the subscriber data for the HOLD SS are controlled by the gsmSCF.

If the HOLD\_flag is set, then:

- when the subscriber roams to a VLR which supports CAMEL Phase 3 or later, the HLR shall send to the VLR the activation state of the HOLD SS as Active and Operative;
- when the subscriber roams to a VLR which does not support CAMEL Phase 3 or later, the HLR shall send to the VLR the activation state of the HOLD SS as stored in the HLR.

## 6.4 CW\_flag

The CW\_flag shall be set in the HLR if the subscriber data for the CW SS are controlled by the gsmSCF.

If the CW\_flag is set, then:

- when the subscriber roams to a VLR which supports CAMEL Phase 3 or later, the HLR shall send to the VLR the activation state of the CW SS as Active and Operative;
- when the subscriber roams to a VLR which does not support CAMEL Phase 3 or later, the HLR shall send to the VLR the activation state of the CW SS as stored in the HLR;
- the subscriber shall not be allowed to alter the CW data in the HLR.

## 6.5 MPTY\_flag

The MPTY\_flag shall be set in the HLR if the subscriber data for the MPTY SS are controlled by the gsmSCF.

If the MPTY\_flag is set, then:

- when the subscriber roams to a VLR which supports CAMEL Phase 3 or later, the HLR shall send to the VLR the activation state of the MPTY SS as Active and Operative;
- when the subscriber roams to a VLR which does not support CAMEL Phase 3 or later, the HLR shall send to the VLR the activation state of the MPTY SS as stored in the HLR.

## 6.6 ECT\_flag

The ECT\_flag shall be set in the HLR if the subscriber data for the ECT SS are controlled by the gsmSCF.

If the ECT\_flag is set, then:

- when the subscriber roams to a VLR which supports CAMEL Phase 3 or later, the HLR shall send to the VLR the activation state of the ECT SS as Active and Operative;
- when the subscriber roams to a VLR which does not support CAMEL Phase 3 or later, the HLR shall send to the VLR the activation state of the ECT SS as stored in the HLR.

## 6.7 CCBS\_flag

The CCBS\_flag shall be set in the HLR if the subscriber data for the CCBS SS are controlled by the gsmSCF.

If the CCBS\_flag is set, then:

- when the subscriber roams to a VLR which supports CAMEL Phase 3 or later, the HLR shall send to the VLR the activation state of the CCBS SS as Active and Operative;
- when the subscriber roams to a VLR which does not support CAMEL Phase 3 or later, the HLR shall send to the VLR the activation state of the CCBS SS as stored in the HLR;
- the subscriber shall not be allowed to alter the CCBS data in the HLR.

## 6.8 CLIR\_flag

The CLIR\_flag shall be set in the HLR if the subscriber data for the CLIR SS are controlled by the gsmSCF.

If the CLIR\_flag is set, then:

- when the subscriber roams to a VLR which supports CAMEL Phase 3 or later, the HLR shall send to the VLR the activation state of the CLIR SS as Active and Operative, and the presentation mode as 'temporary (presentation allowed)";
- when the subscriber roams to a VLR which does not support CAMEL Phase 3 or later, the HLR shall send to the VLR the activation state and presentation mode for the CLIR SS as stored in the HLR;
- the subscriber shall not be allowed to alter the CLIR data in the HLR.

---

# 7 Description of Multiple Subscriber Profile

## 7.1 Overview

The MSP service allows the served subscriber to have several profiles, to distinguish between different telecommunication service requirements (e.g. business and home). This is described in 3G TS 22.097. Subscriber data specific to MSP is stored in the HLR and the gsmSCF.

## 7.2 Registration of a Profile

Registration of a profile allows the subscriber to register a provisioned profile to be used for mobile originated calls and activities. The request to register a profile shall contain the MSP code and the profile identity and will be sent to the gsmSCF using USSD, see 3G TS 23.078 and 3G TS 23.090. The registered profile is stored in the gsmSCF. In response to a successful registration request, the gsmSCF shall return a positive acknowledgement, including the identity of the registered profile, using USSD.

The registration process in the gsmSCF is shown in figure 2. The information flow for successfully registering a profile is shown in figure 1.

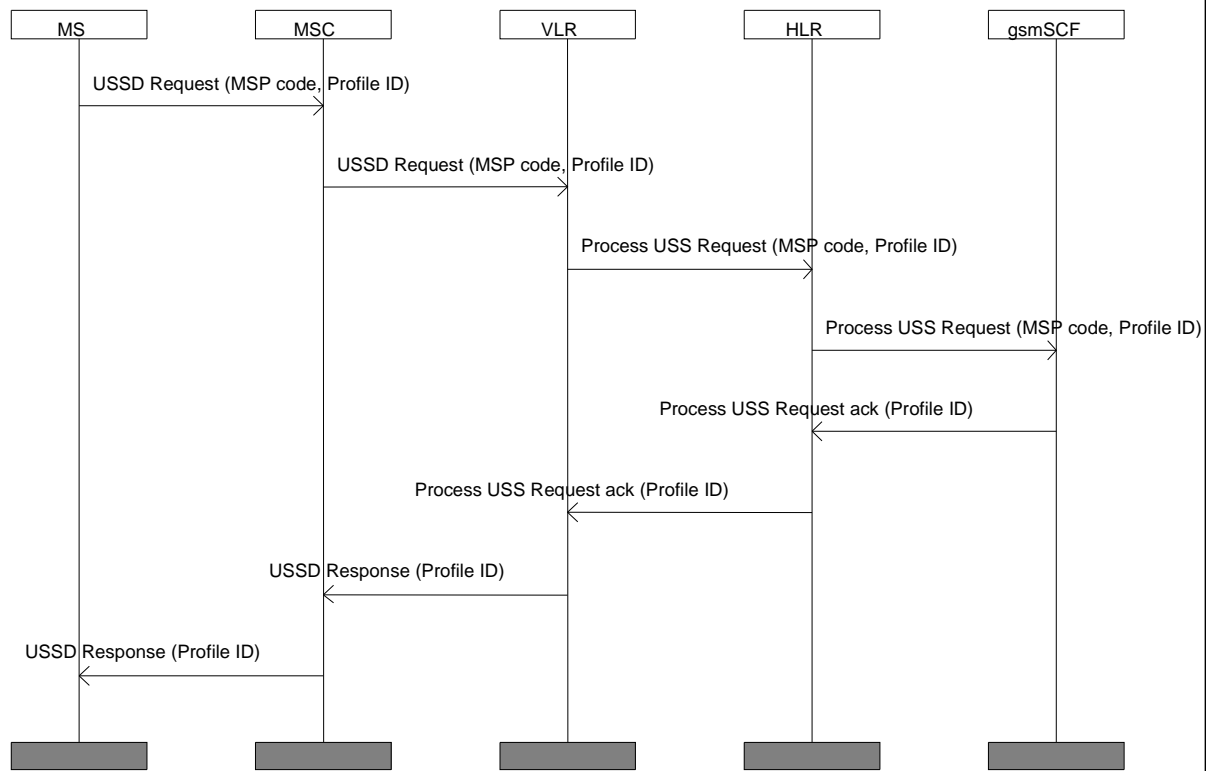


Figure 1: Registration Process: information flow

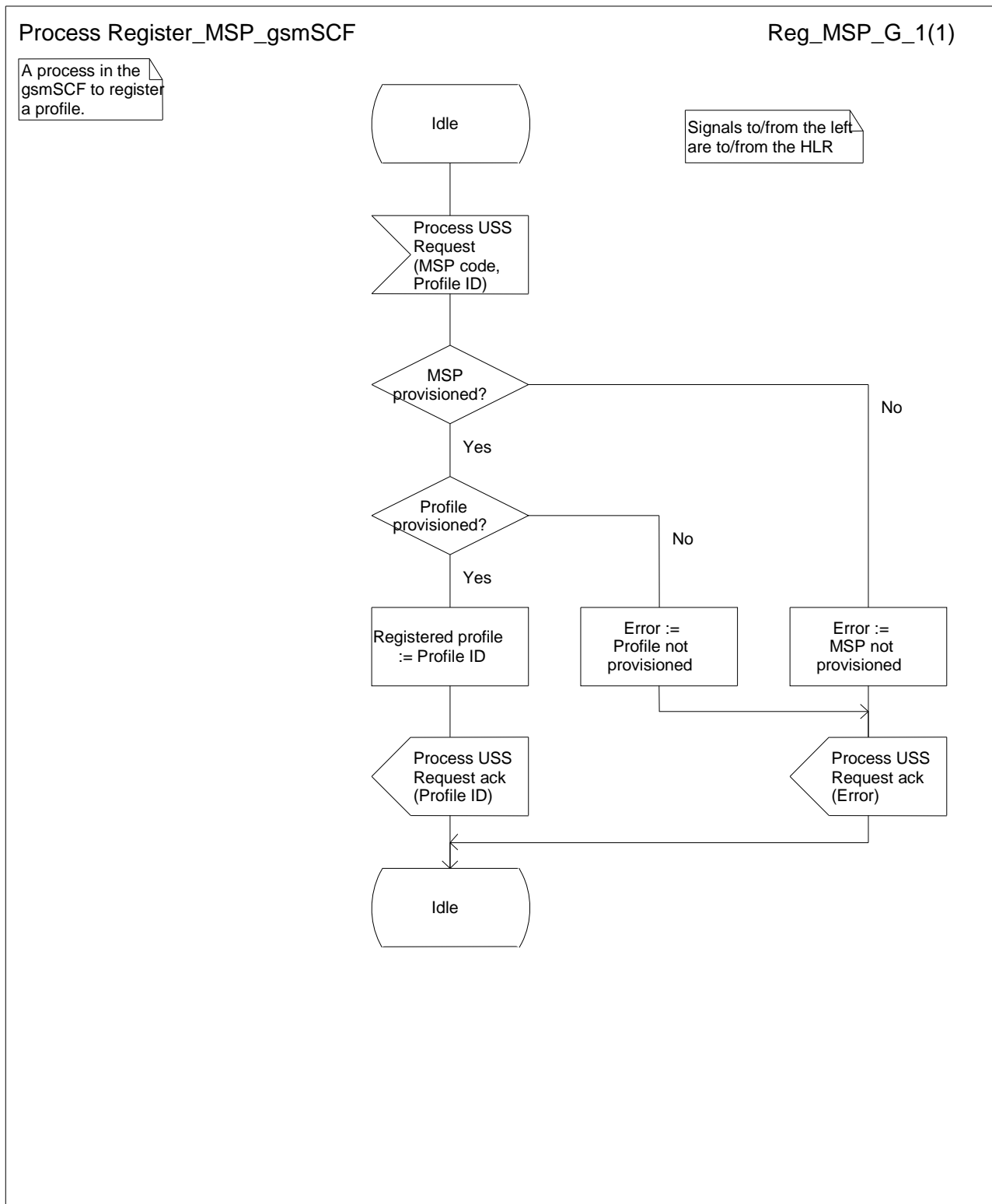
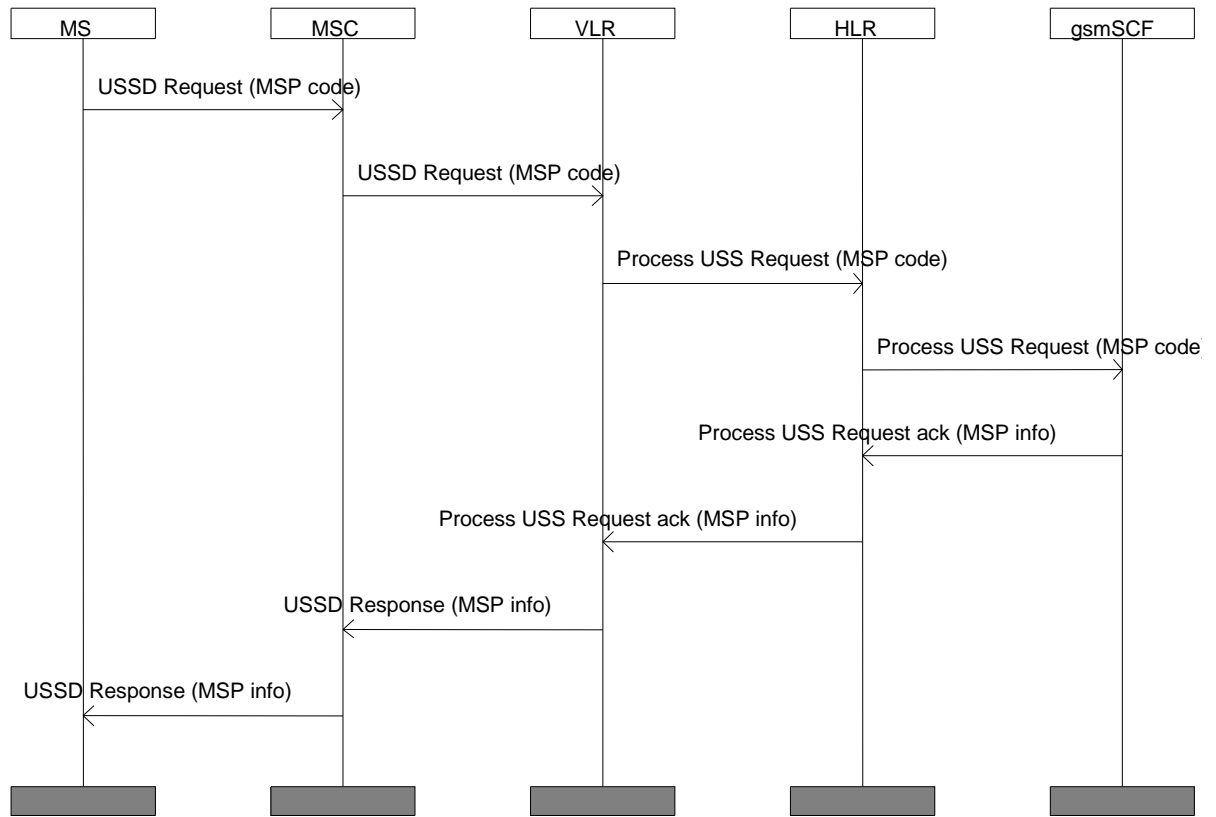


Figure 2: Process Register\_MSP\_gsmSCF

### 7.3 Interrogation

The MS can interrogate MSP, using USSD, to identify which profiles are provisioned and which of the provisioned profiles is the currently registered profile. The interrogate MSP operation shall contain the MSP code and will be sent to the gsmSCF using USSD. In response to a successful interrogation request, the gsmSCF shall return the profile identity and profile status for each provisioned profile. If the MSP service is not provisioned then the gsmSCF shall return the service status indicating not provisioned.

The interrogation process is shown in figure 4. The information flow for interrogation of MSP is shown in figure 3.



**Figure 3: Interrogating MSP: information flow**

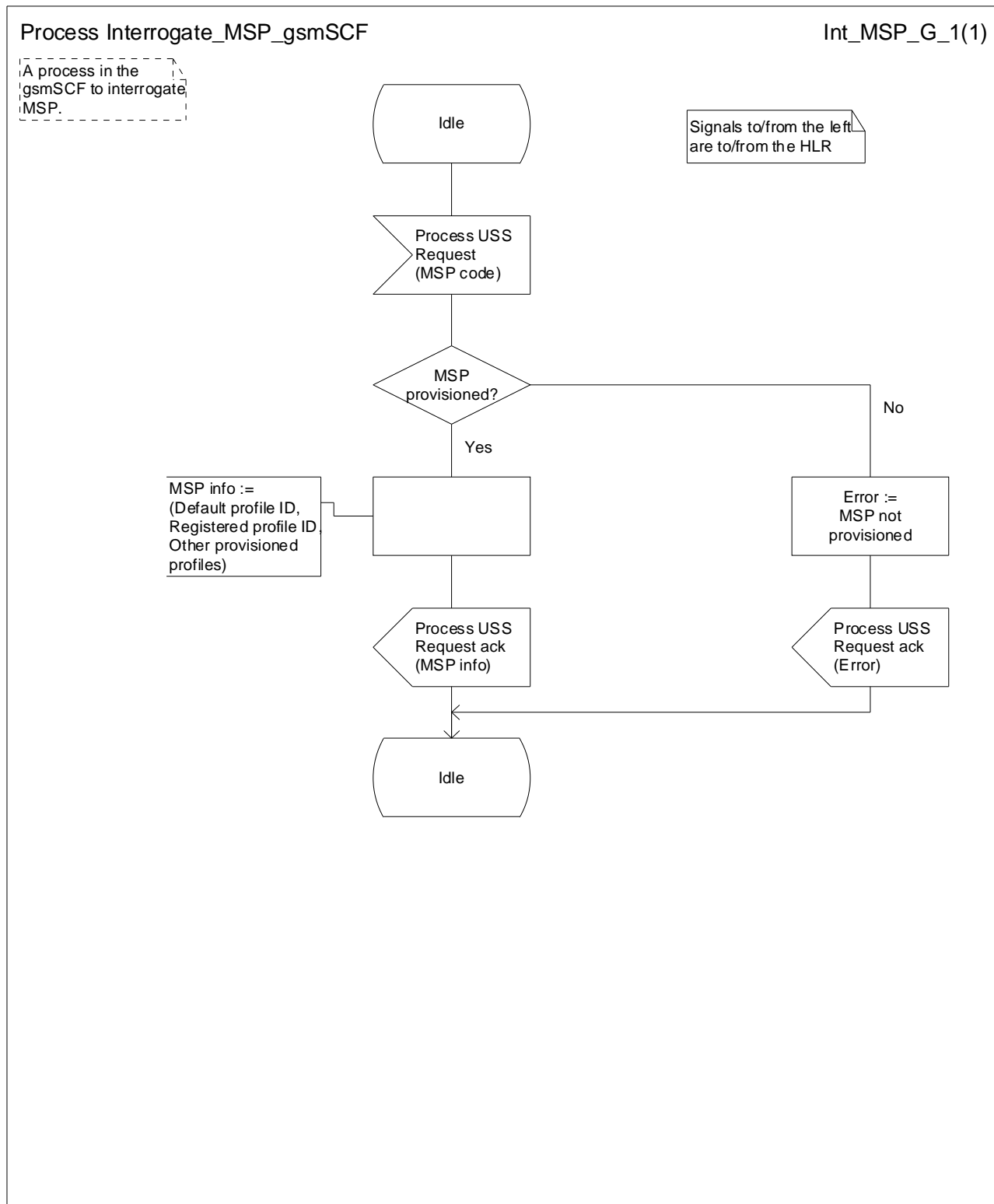


Figure 4: Process Interrogate\_MSP\_gsmSCF

## 7.4 Call Handling for an MSP subscriber

The procedure for handling MSP calls can be divided into two areas: mobile originating call handling and mobile terminating call handling.

### 7.4.1 Mobile Originating (MO) call handling

The served subscriber may use the registered profile or explicitly select a provisioned profile to set up an MO call. If the profile is explicitly selected, the selection information will be included in the called party BCD number and transported to the gsmSCF. If the gsmSCF recognises that a profile has not been explicitly selected (there is no profile selection information in the called party BCD number) then the registered profile is used. The MMI for explicitly selecting a profile is defined in 3G TS 22.030.

The information flow for an MO call is shown in figure 28.

When the gsmSCF receives an Initial\_DP message containing MO call parameters from the gsmSSF, the process MO\_MSP\_Call\_gsmSCF will be invoked, see figure 5. All other call handling is described in 3G TS 23.018 and 3G TS 23.078.

### 7.4.2 Mobile Terminating (MT) call handling

The profile used for an MT call to the served subscriber is determined by the called MSISDN.

The information flow for an MT call is shown in figure 29.

When the gsmSCF receives an Initial\_DP message containing MT call parameters from the gsmSSF, the process MT\_MSP\_Call\_gsmSCF will be invoked, see figure 8. All other call handling is described in 3G TS 23.018 and 3G TS 23.078.

## 7.5 Functions and Information Flows

### 7.5.1 MO call handling in the gsmSCF

#### 7.5.1.1 Process MO\_MSP\_Call\_gsmSCF

Handles an MO call for an MSP subscriber. See figure 5.

#### 7.5.1.2 Procedure Set\_Calling\_Profile\_gsmSCF

Sets the correct parameters for the calling profile. See figure 6.

#### 7.5.1.3 Procedure Send\_FCI\_gsmSCF

Sends a Furnish Charging Information message to the gsmSSF. See figure 7.



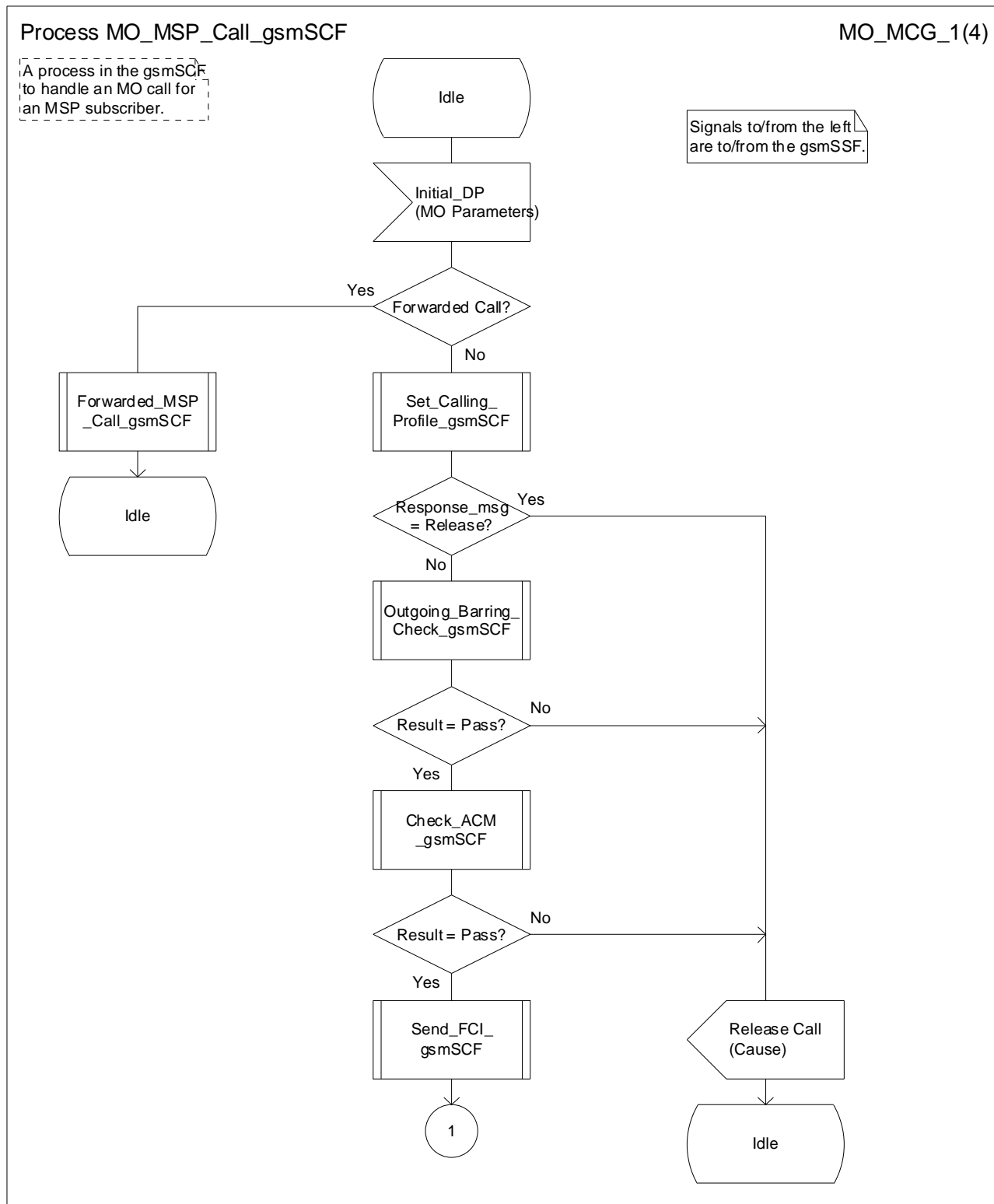


Figure 5a: Process MO\_MSP\_Call\_gsmSCF (sheet 1 of 4)

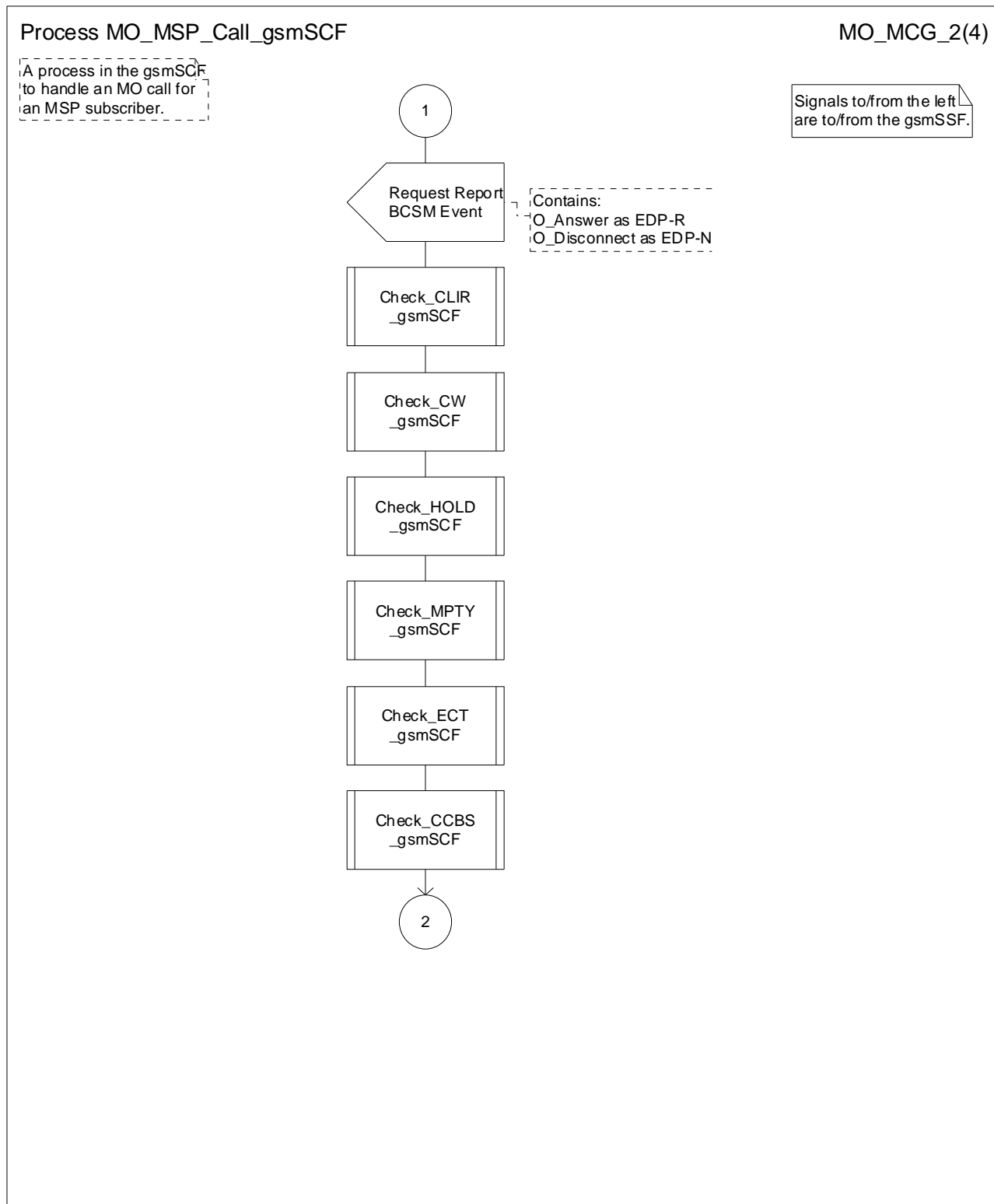


Figure 5b: Process MO\_MSP\_Call\_gsmSCF (sheet 2 of 4)

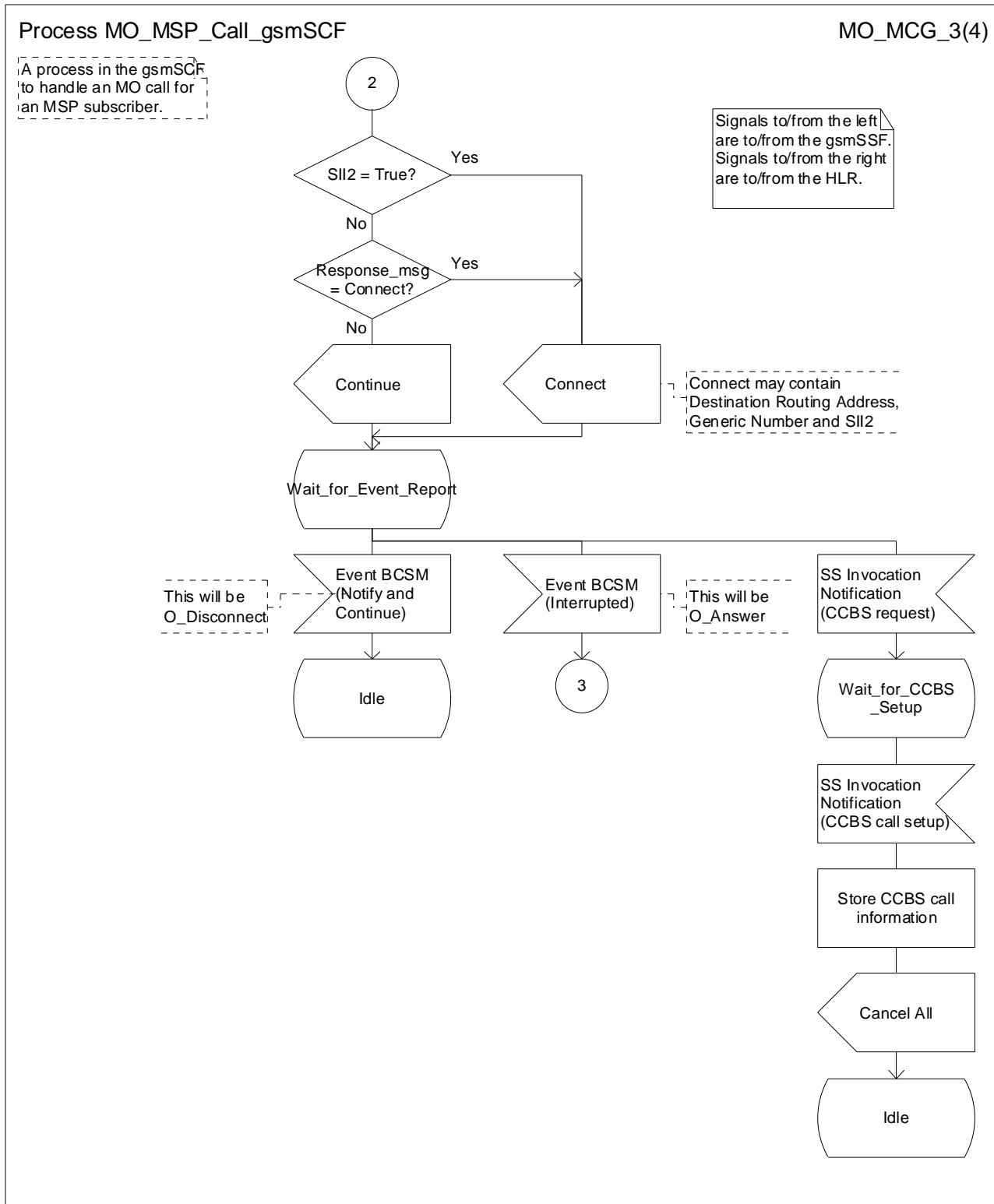


Figure 5c: Process MO\_MSP\_Call\_gsmSCF (sheet 3 of 4)

Process MO\_MSP\_Call\_gsmSCF

MO\_MCG\_4(4)

A process in the gsmSCF to handle an MO call for an MSP subscriber.

Signals to/from the left are to/from the gsmSSF. Signals to/from the right are to/from the process AoC\_MSP\_gsmSCF.

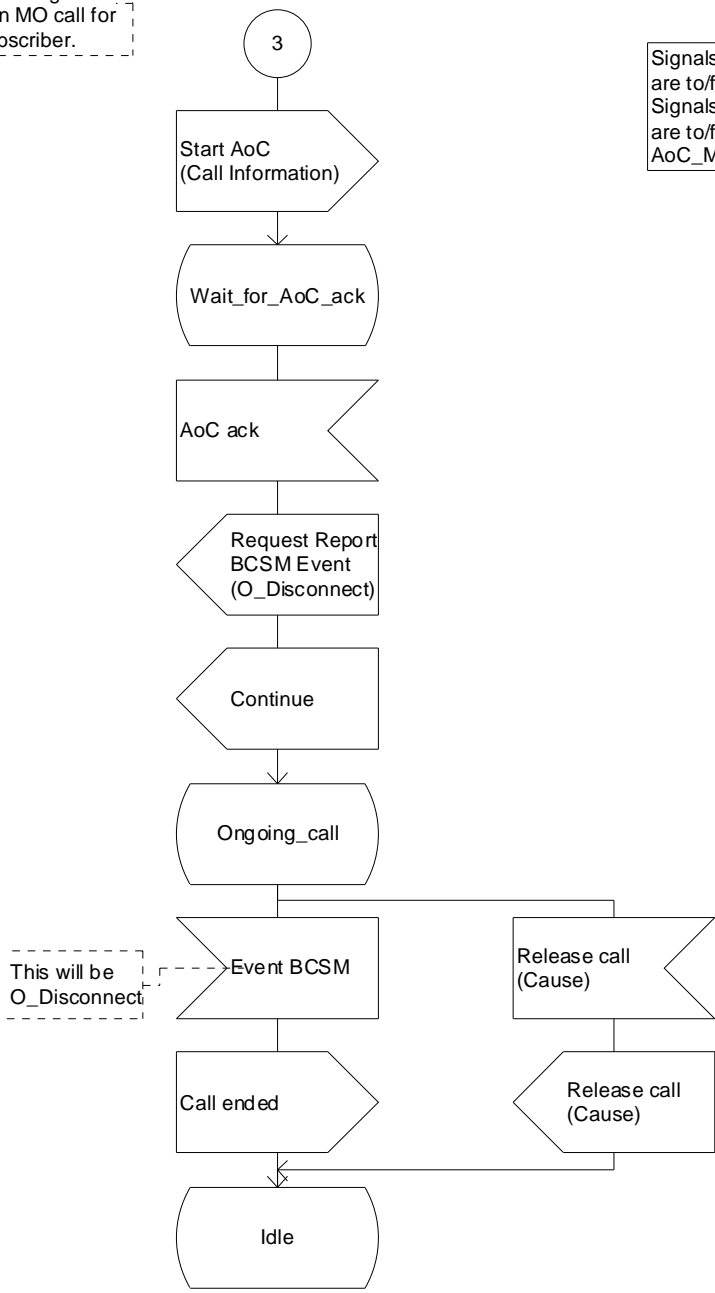


Figure 5d: Process MO\_MSP\_Call\_gsmSCF (sheet 4 of 4)

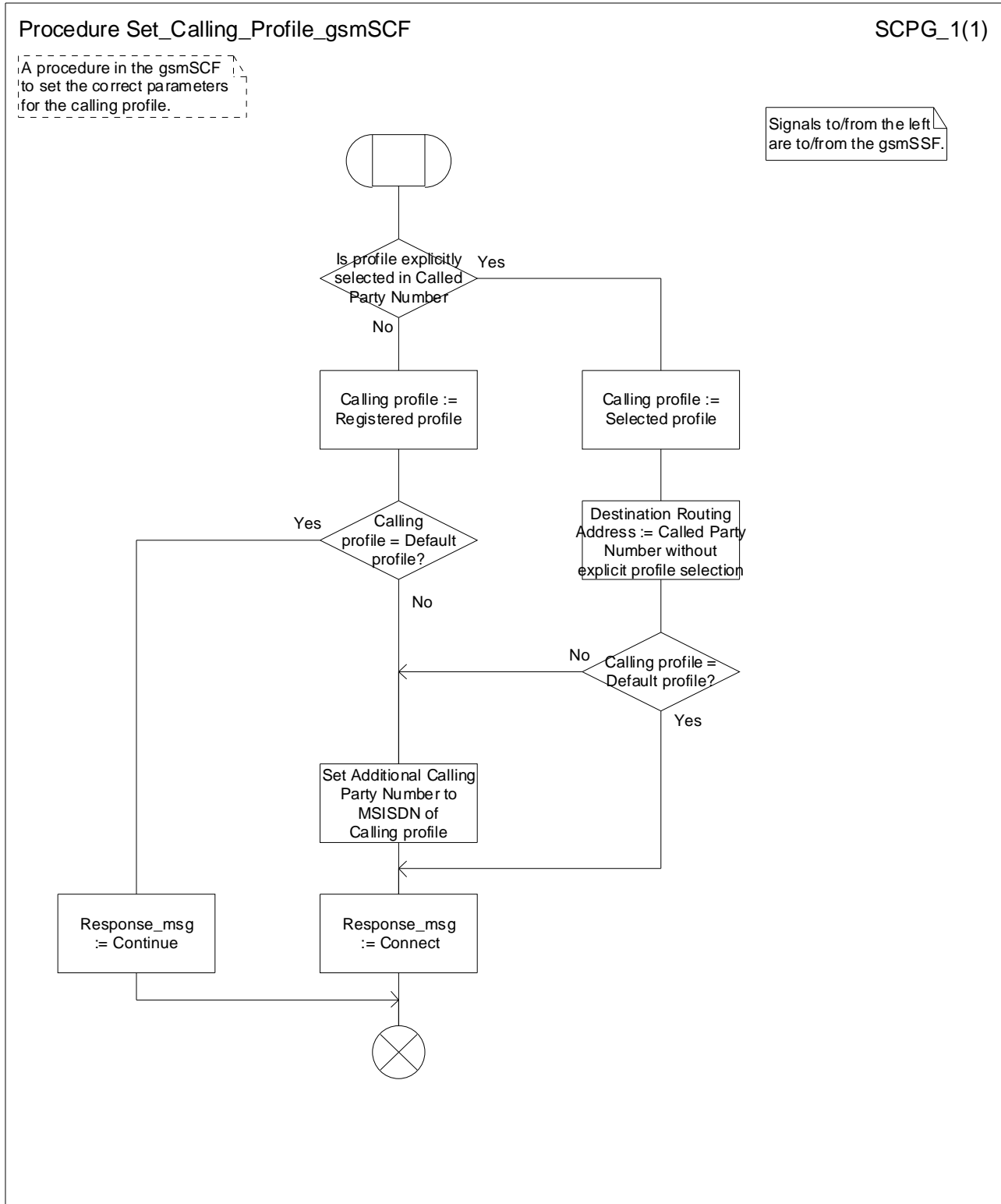


Figure 6: Procedure Set\_Calling\_Profile\_gsmSCF

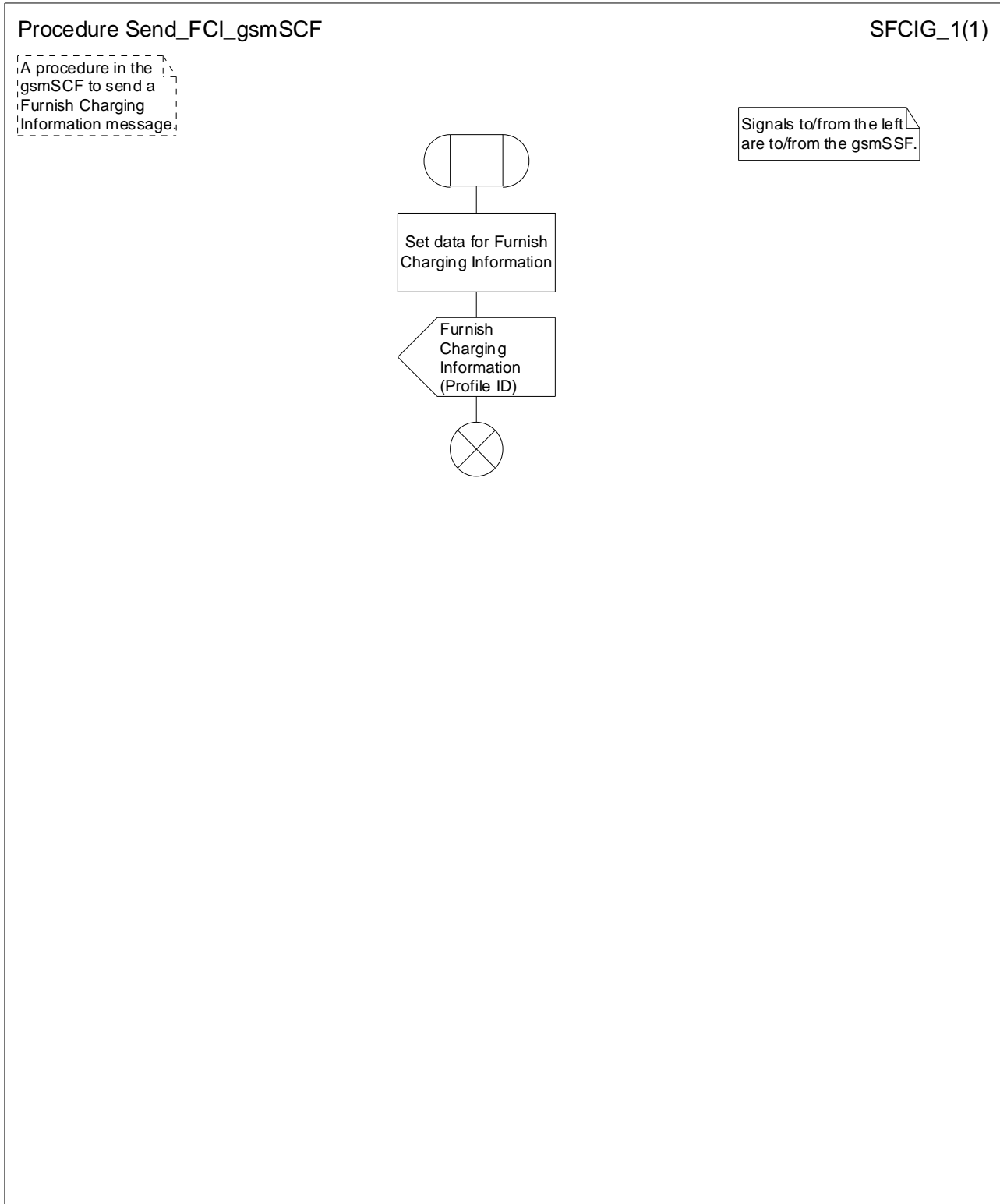


Figure 7: Procedure Send\_FCI\_gsmSCF

## 7.5.2 MT call handling in the gsmSCF

### 7.5.2.1 Process MT\_MSP\_Call\_gsmSCF

Handles an MT call for an MSP subscriber. See figure 8.

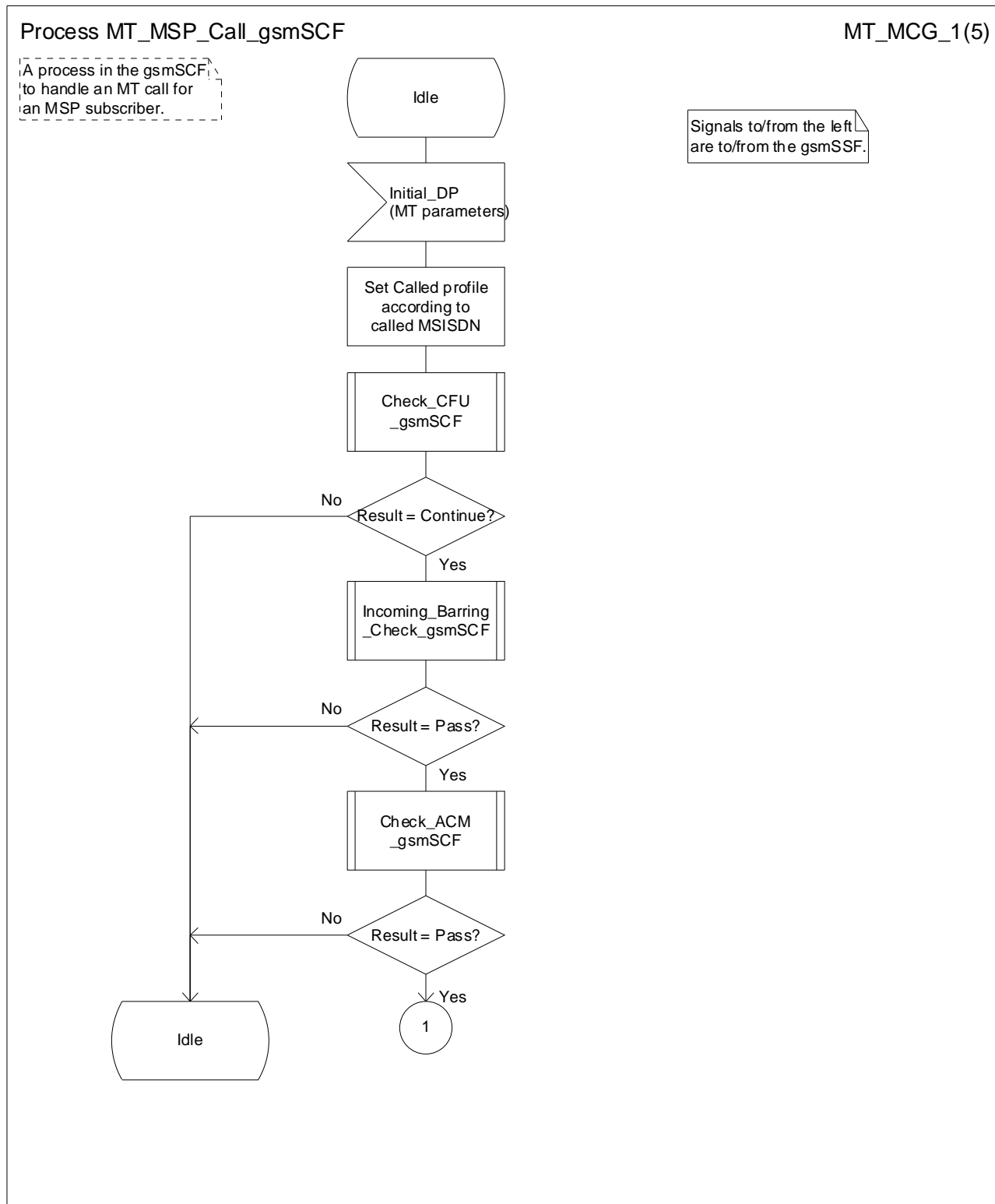


Figure 8a: Process MT\_MSP\_Call\_gsmSCF (sheet 1 of 5)

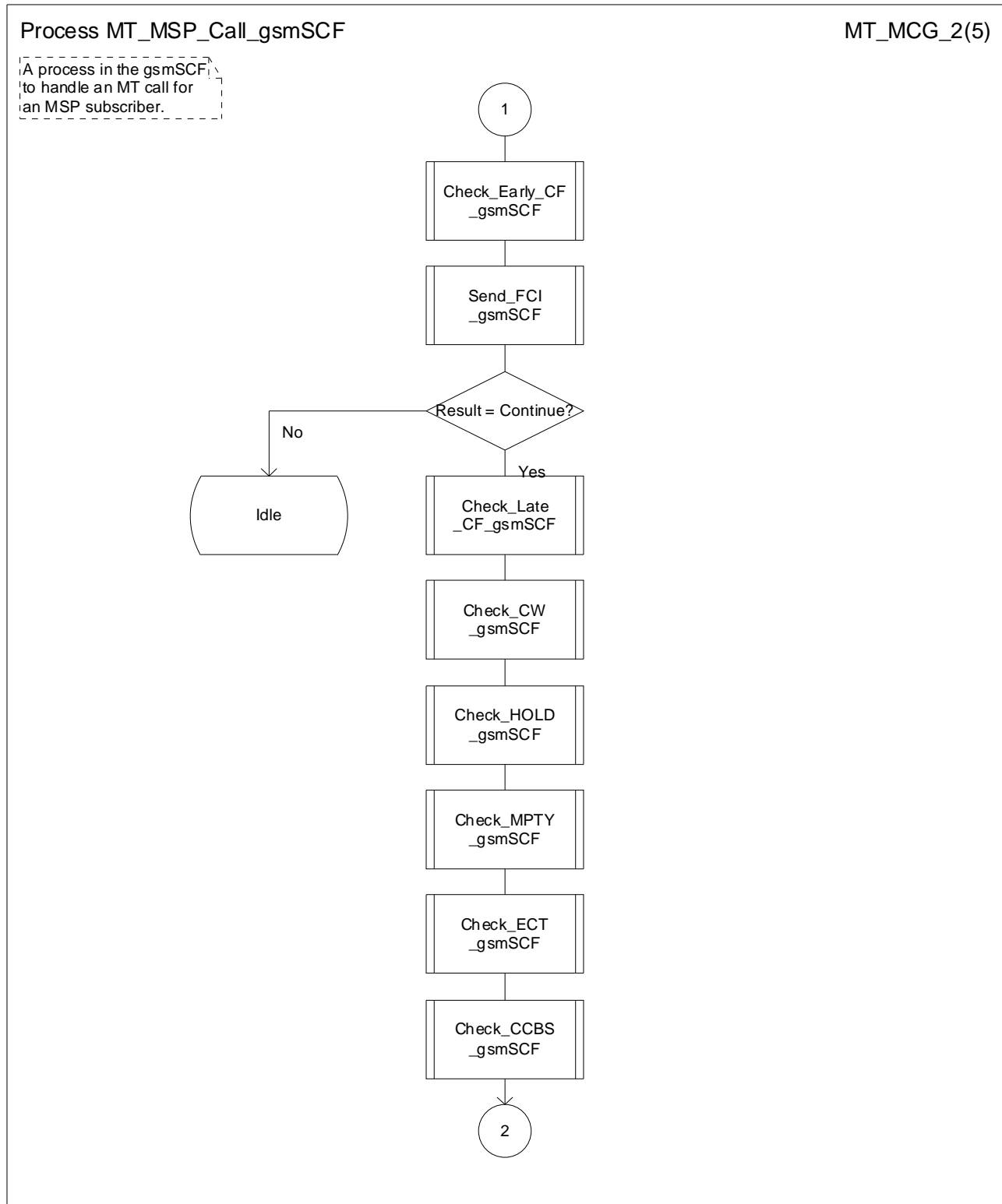


Figure 8b: Process MT\_MSP\_Call\_gsmSCF (sheet 2 of 5)



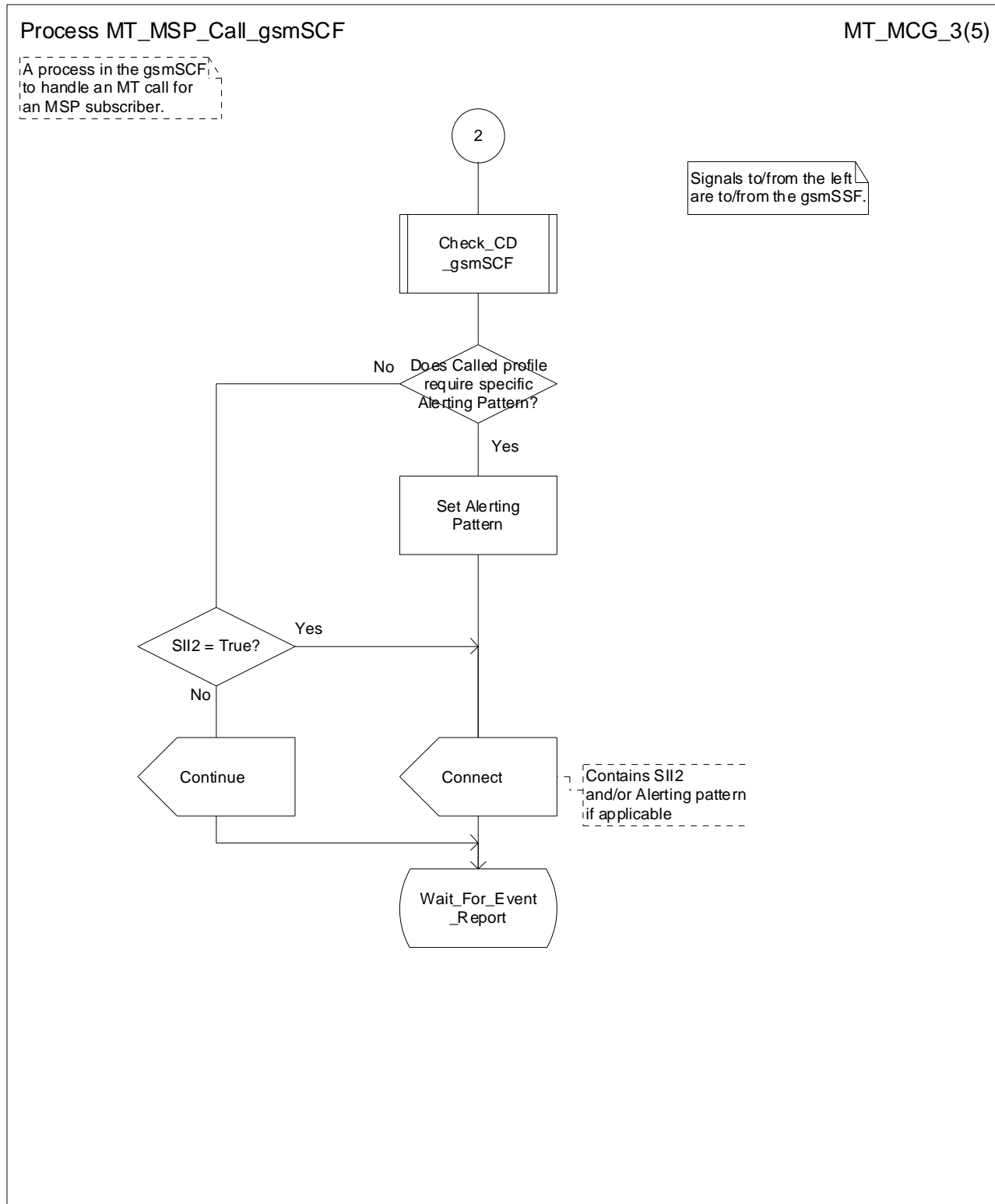


Figure 8c: Process MT\_MSP\_Call\_gsmSCF (sheet 3 of 5)

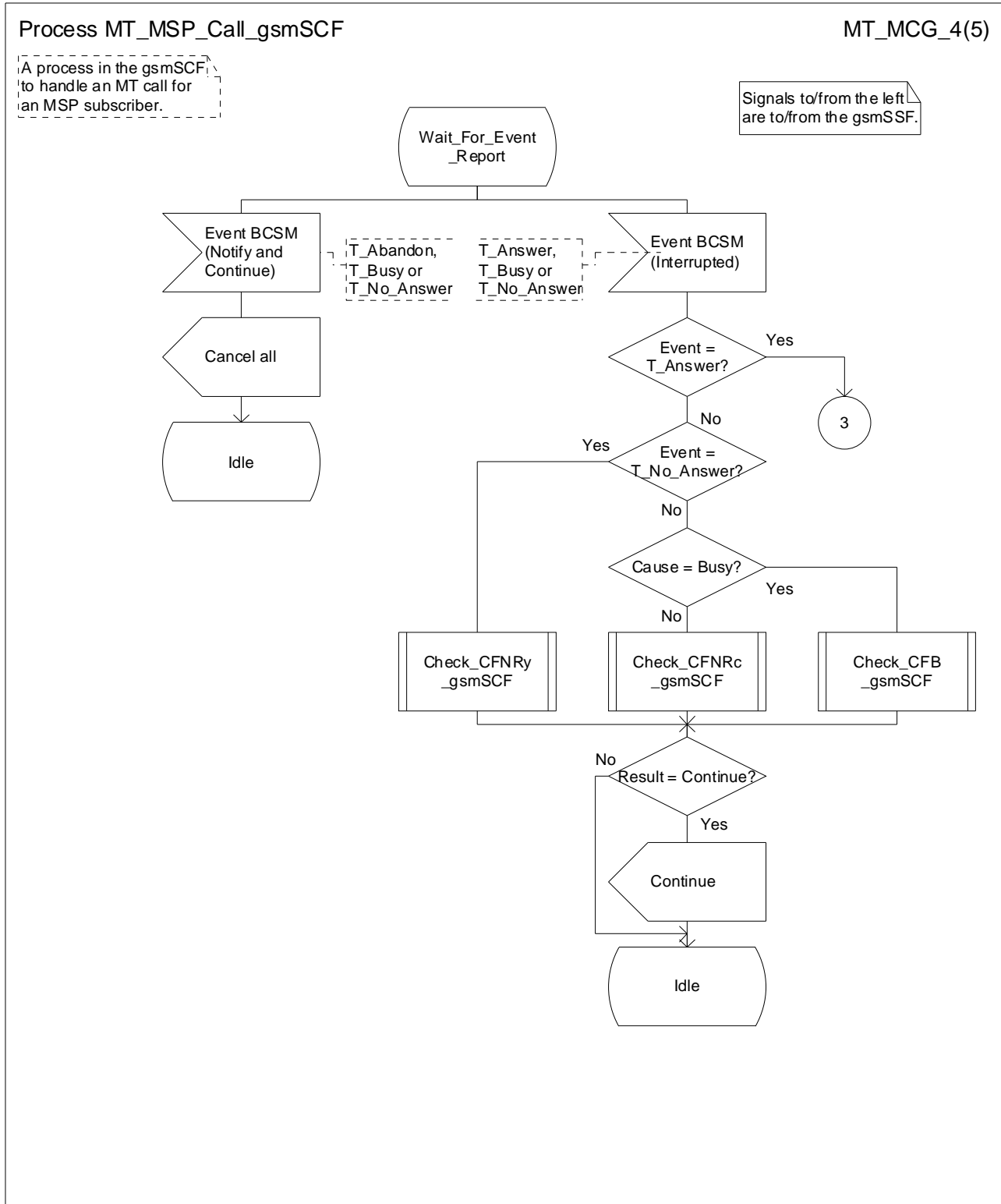


Figure 8d: Process MT\_MSP\_Call\_gsmSCF (sheet 4 of 5)

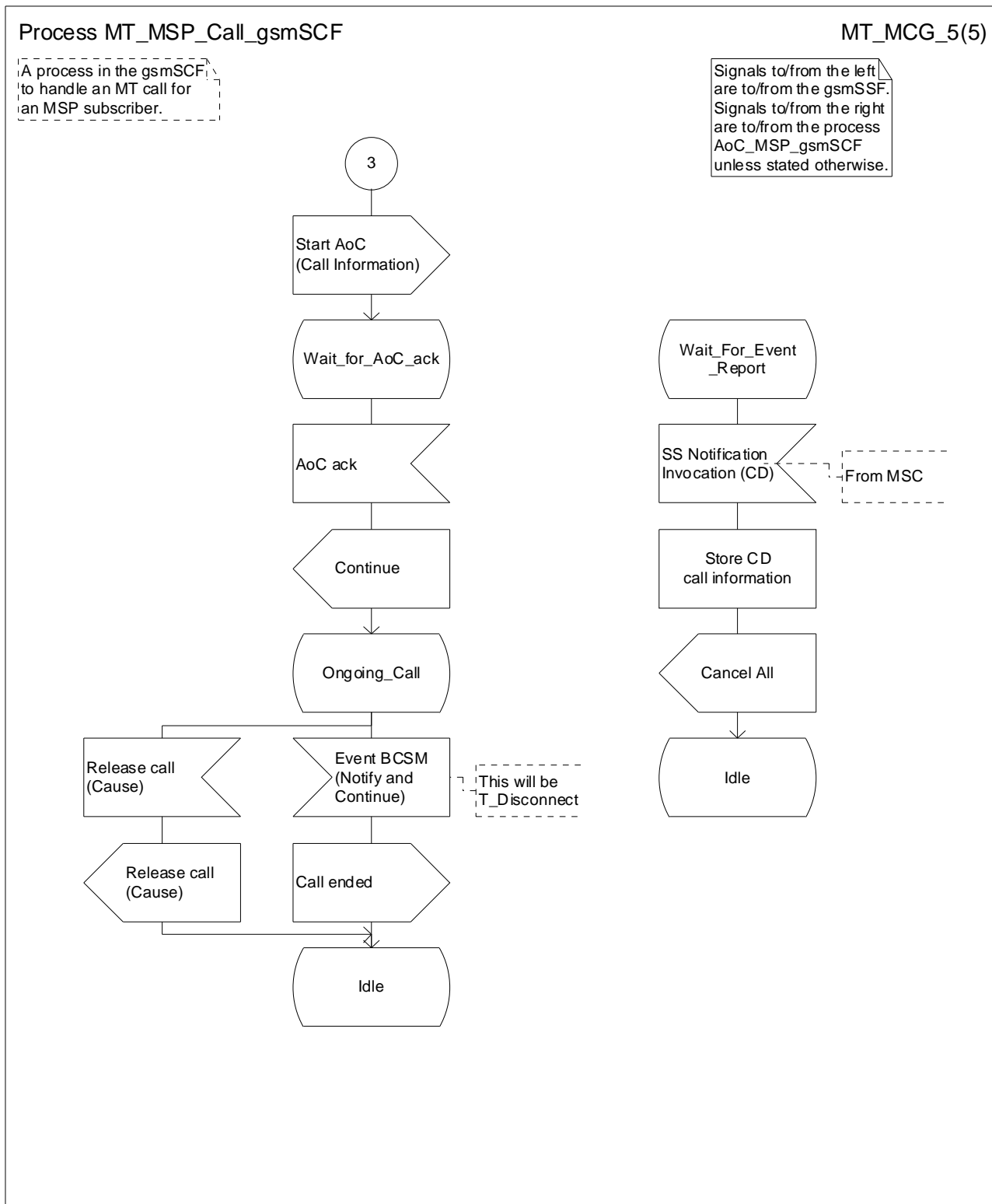


Figure 8e: Process MT\_MSP\_Call\_gsmSCF (sheet 5 of 5)

## 7.5.3 SS handling in the gsmSCF

### 7.5.3.1 Procedure Check\_CLIR\_gsmSCF

Checks whether the CLI Presentation Indicator shall be set to Presentation Restricted. See figure 9.

### 7.5.3.2 Procedure Forwarded\_MSP\_Call\_gsmSCF

Sets the parameters for a forwarded or deflected call. See figure 10.

### 7.5.3.3 Procedure Check\_CFU\_gsmSCF

Applies CFU to the MT Call if Active and Operative for the Called profile. See figure 11.

### 7.5.3.4 Procedure Check\_Early\_CF\_gsmSCF

Checks whether any early Call Forwarding apply to the Called profile. See figure 12

### 7.5.3.5 Procedure Check\_Late\_CF\_gsmSCF

Arms the detection points required for the provisioned late Call Forwardings on the Called profile. See figure 13.

### 7.5.3.6 Procedure Check\_CFNRY\_gsmSCF

Applies CFNRY to the MT call if Active and Operative for the Called profile. See figure 14.

### 7.5.3.7 Procedure Check\_CFB\_gsmSCF

Applies CFB to the MT call if Active and Operative for the Called profile. See figure 15.

### 7.5.3.8 Procedure Check\_CFNRC\_gsmSCF

Applies CFNRC to the MT call if Active and Operative for the Called profile. See figure 16.

### 7.5.3.9 Procedure Check\_CW\_gsmSCF

Checks whether CW is allowed during the current call. See figure 17.

### 7.5.3.10 Procedure Check\_HOLD\_gsmSCF

Checks whether a HOLD request shall be accepted or rejected during the ongoing call. See figure 18.

### 7.5.3.11 Procedure Check\_MPTY\_gsmSCF

Checks whether an MPTY request shall be accepted or rejected during the ongoing call. See figure 19.

### 7.5.3.12 Procedure Check\_ACM\_gsmSCF

Ensures that ACMmax is not exceeded for the profile in use. See figure 20.

### 7.5.3.13 Process AoC\_MSP\_gsmSCF

Applies AoC per profile. See figure 21.

### 7.5.3.14 Procedure AoCI\_gsmSCF

Applies AoCI per profile. See figure 22.

### 7.5.3.15 Procedure AoCC\_gsmSCF

Applies AoCC per profile. See figure 23.

### 7.5.3.16 Procedure Outgoing\_Barring\_Check\_gsmSCF

Checks the outgoing call barrings for an MSP subscriber. See figure 24.

### 7.5.3.17 Procedure Incoming\_Barring\_Check\_gsmSCF

Checks the incoming barrings for the Called profile. See figure 25.

### 7.5.3.18 Procedure Check\_ECT\_gsmSCF

Checks whether an ECT request shall be accepted or rejected during the ongoing call. See figure 26.

### 7.5.3.19 Procedure Check\_CCBS\_gsmSCF

Checks whether a CCBS request can be planted by/against the MSP subscriber. See figure 27.

Procedure Check\_CLIR\_gsmSCF

C\_CLIR\_G\_1(1)

A procedure in the gsmSCF to set the CLI Presentation Indicator.

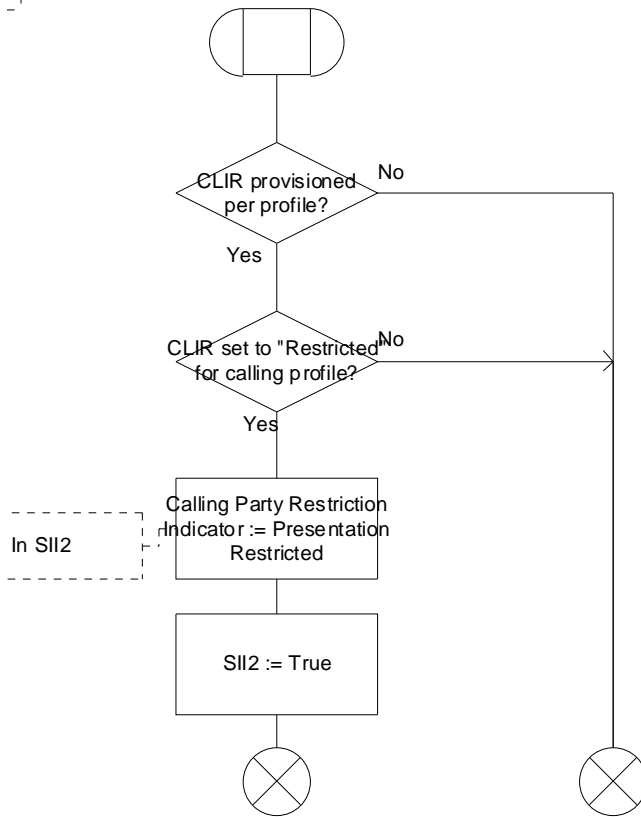


Figure 9: Procedure Check\_CLIR\_gsmSCF

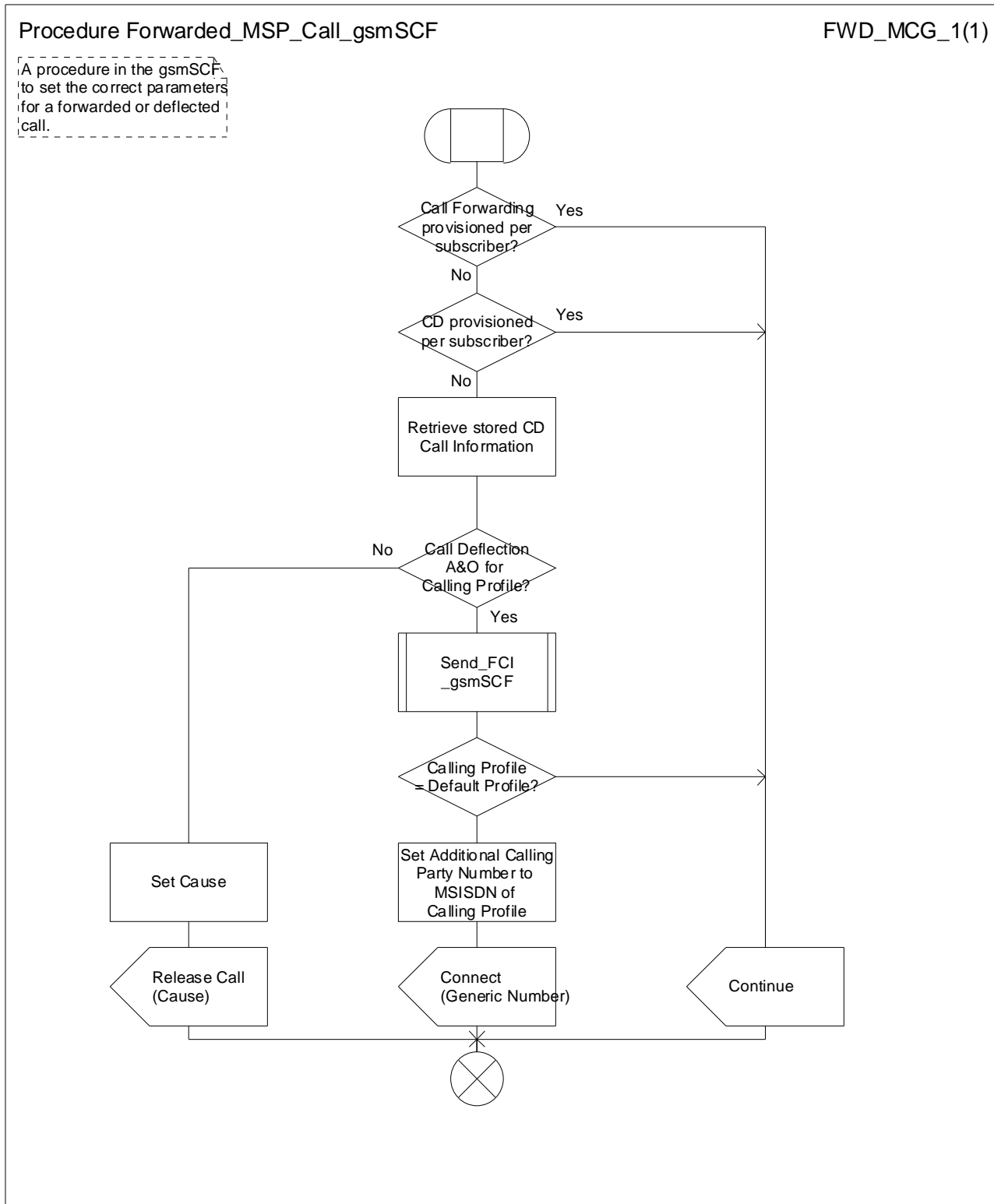


Figure 10: Procedure Forwarded\_MSP\_Call\_gsmSCF

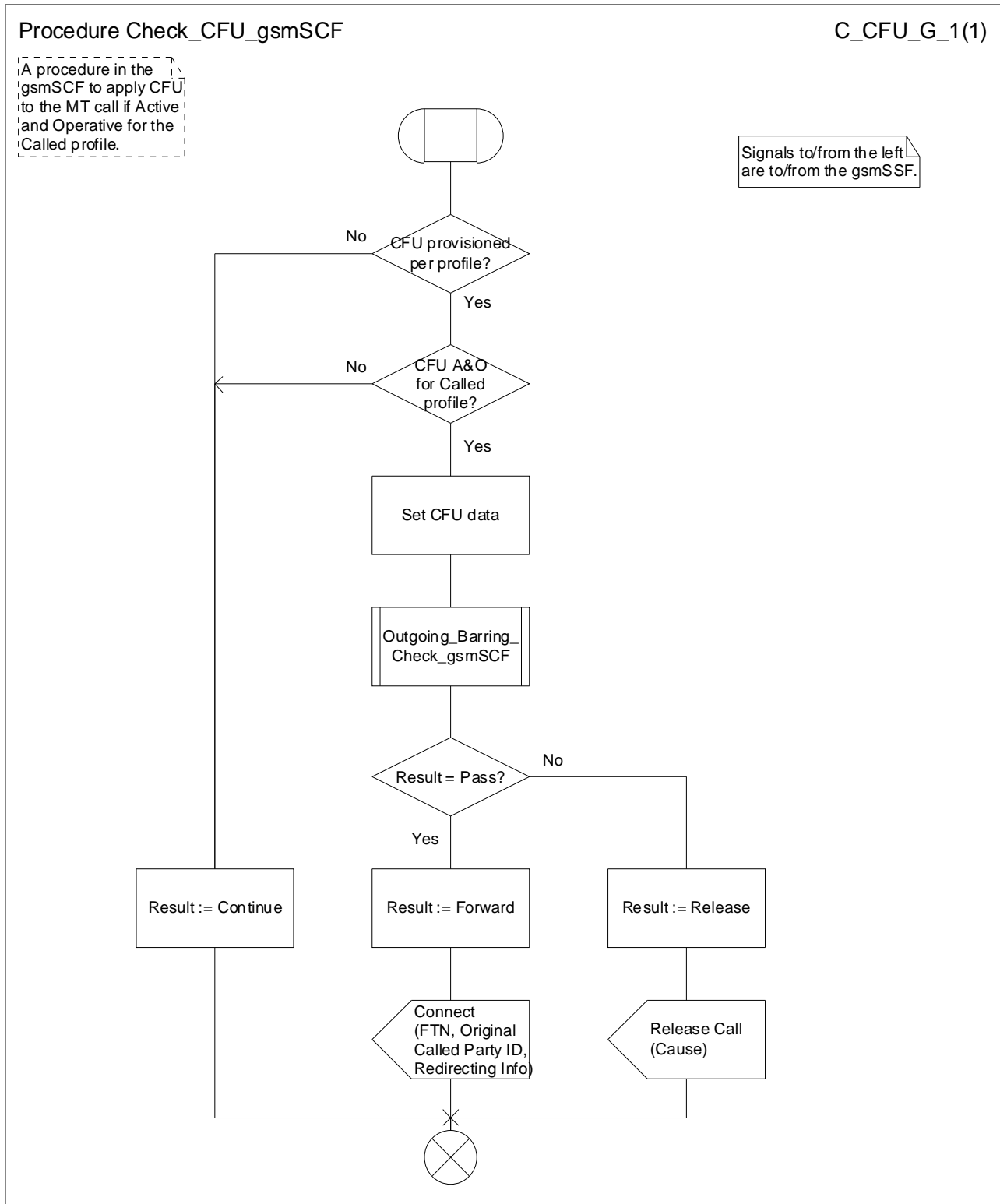


Figure 11: Procedure Check\_CFU\_gsmSCF



Procedure Check\_Early\_CF\_gsmSCF

CECFG\_1(1)

A procedure in the gsmSCF to check if any early Call Forwardings apply to the called profile.

Signals to/from the left are to/from the gsmSSF.

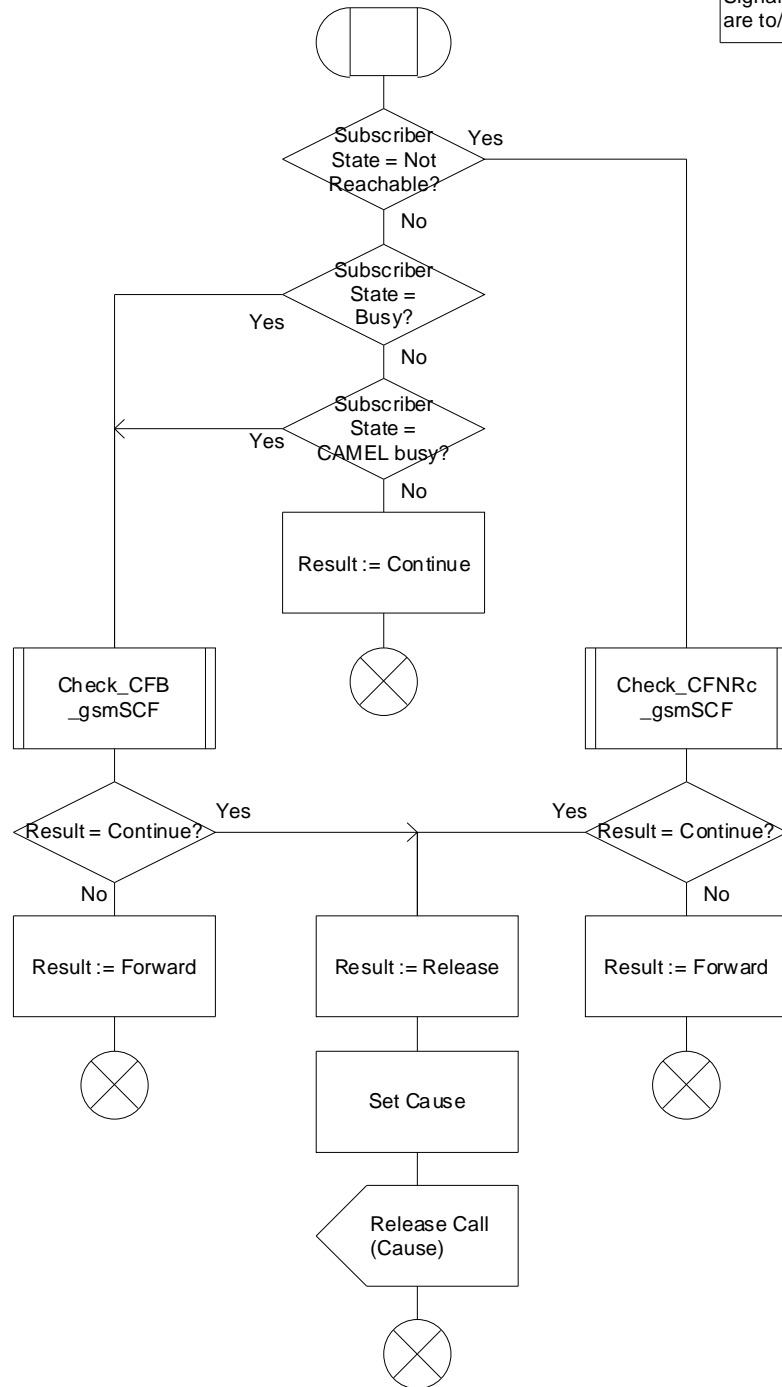


Figure 12: Procedure Check\_Early\_CF\_gsmSCF

Procedure Check\_Late\_CF\_gsmSCF

CLCFG\_1(1)

A procedure in the gsmSCF to arm the detection points required for the provisioned late Call Forwardings on the Called profile.

Signals to/from the left are to/from the gsmSSF.

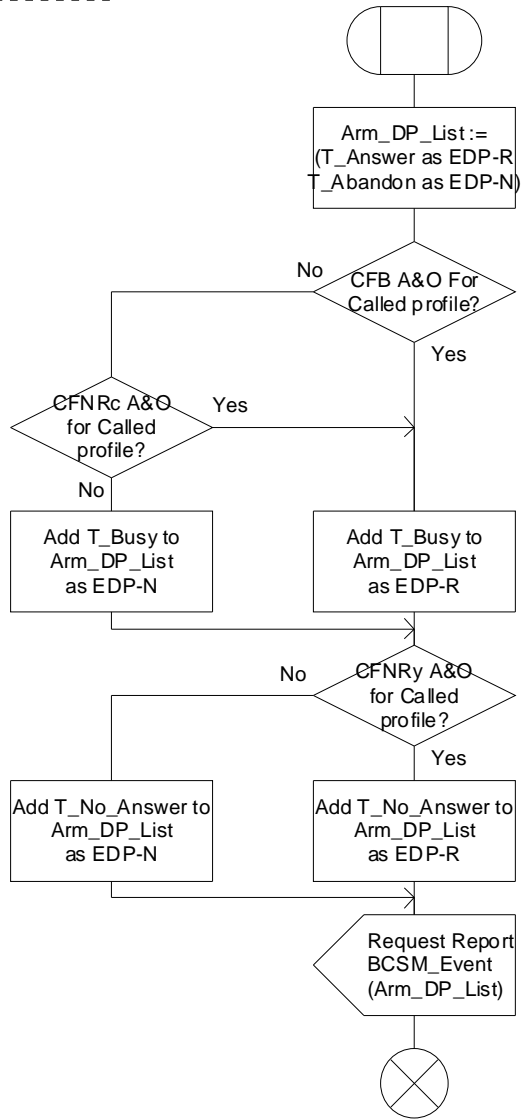


Figure 13: Procedure Check\_Late\_CF\_gsmSCF

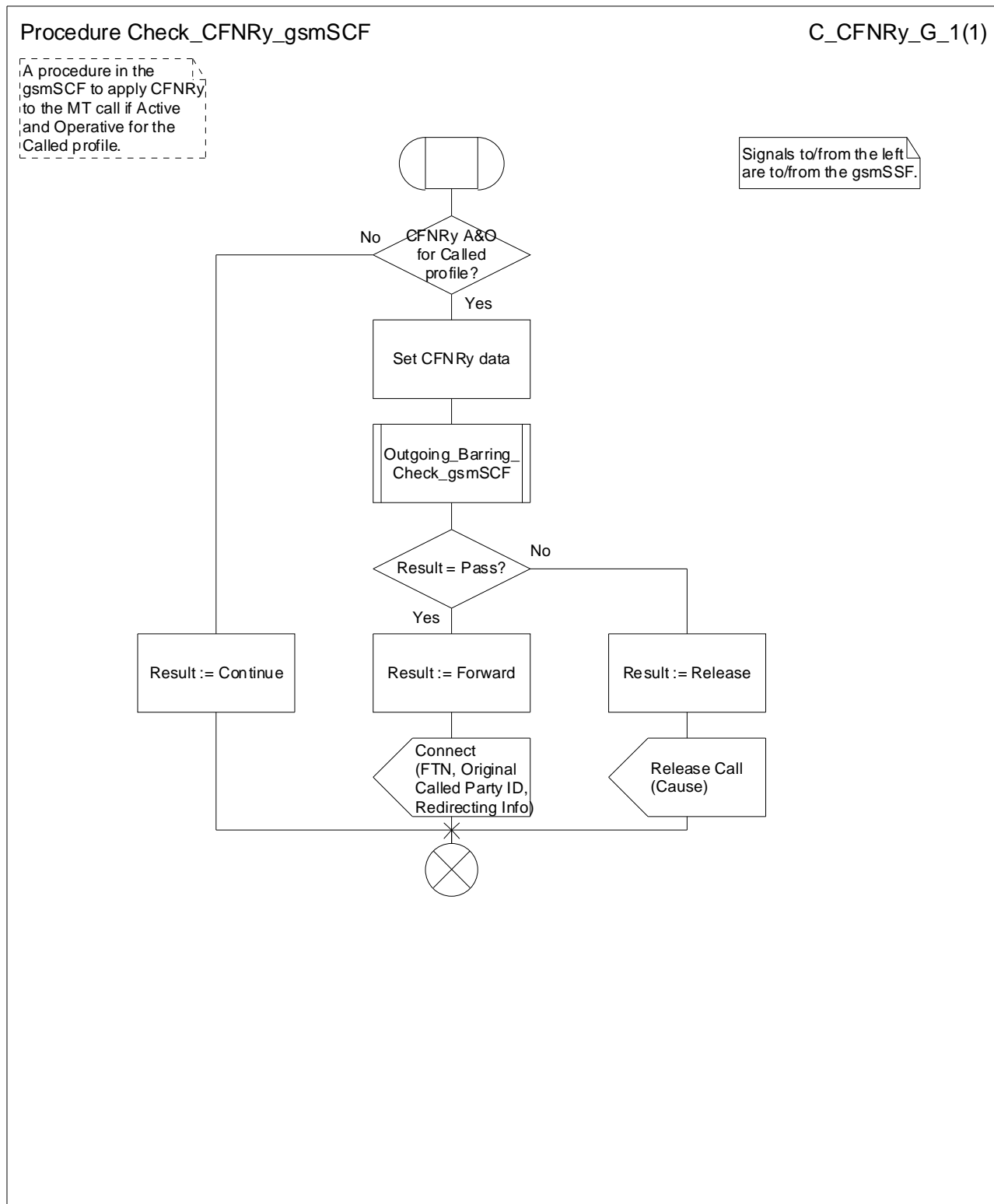


Figure 14: Procedure Check\_CFNRy\_gsmSCF

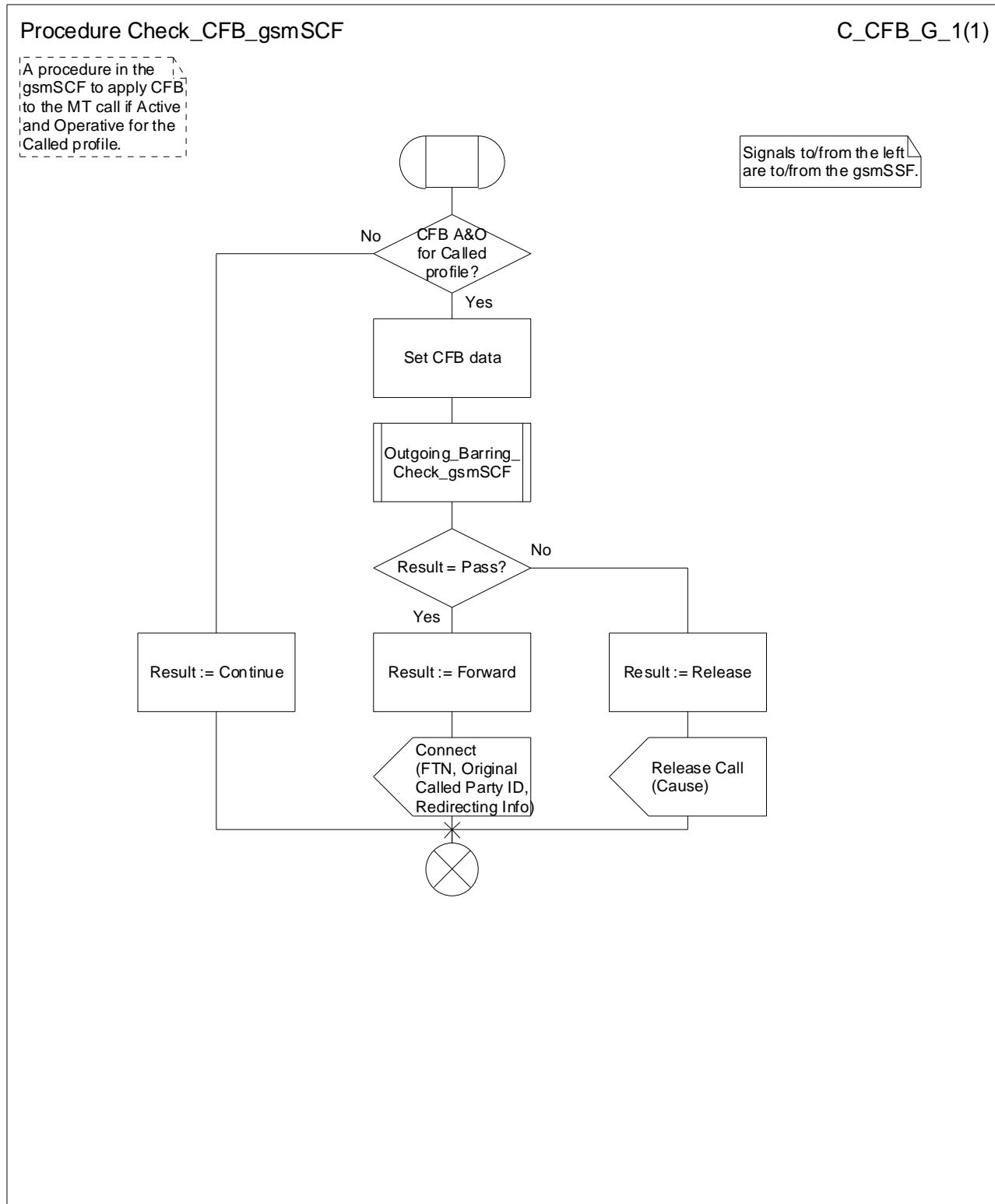


Figure 15: Procedure Check\_CFB\_gsmSCF

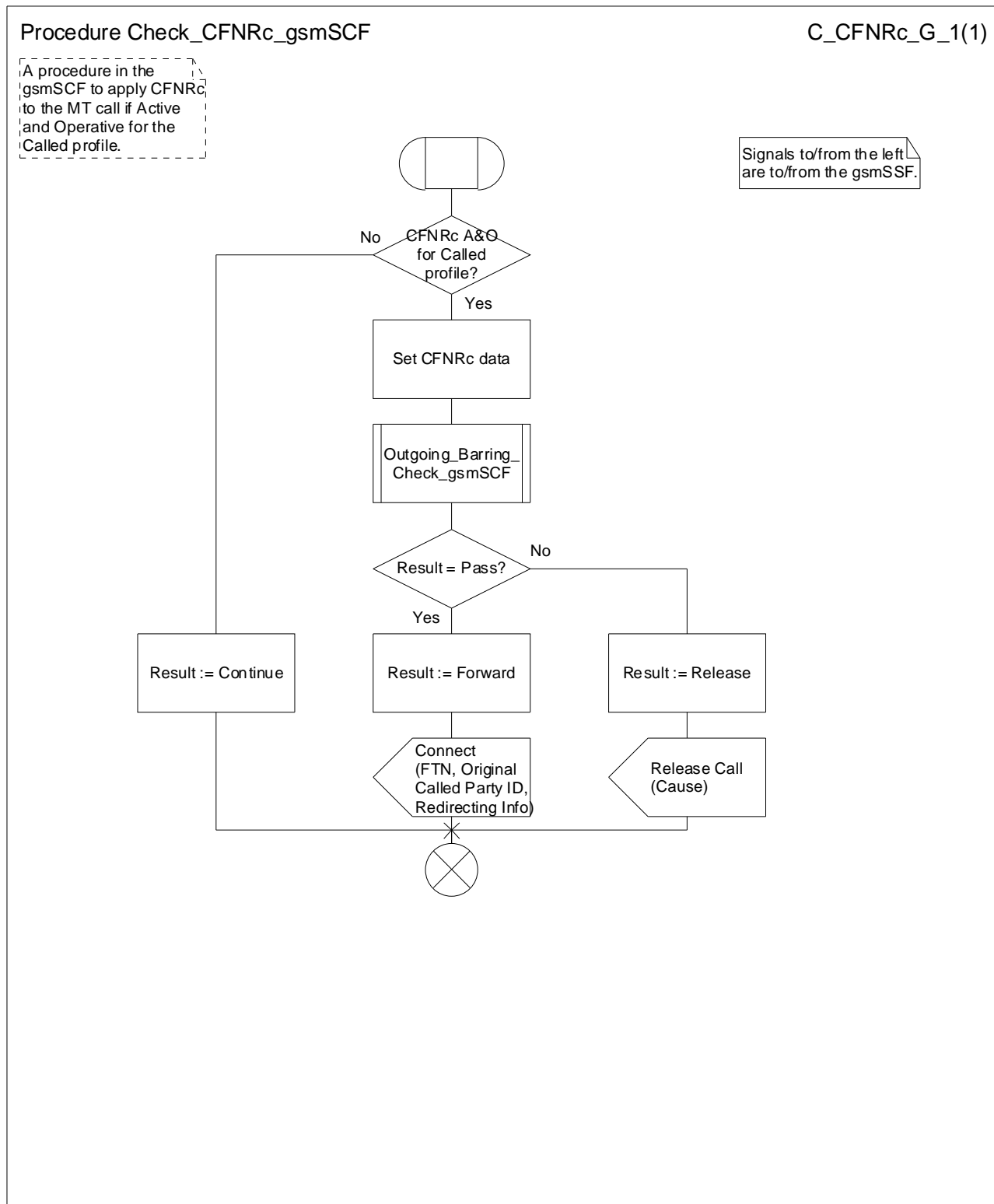


Figure 16: Procedure Check\_CFNRc\_gsmSCF

Procedure Check\_CW\_gsmSCF

C\_CW\_G\_1(1)

A procedure in the gsmSCF to check if CW is provisioned for the current profile.

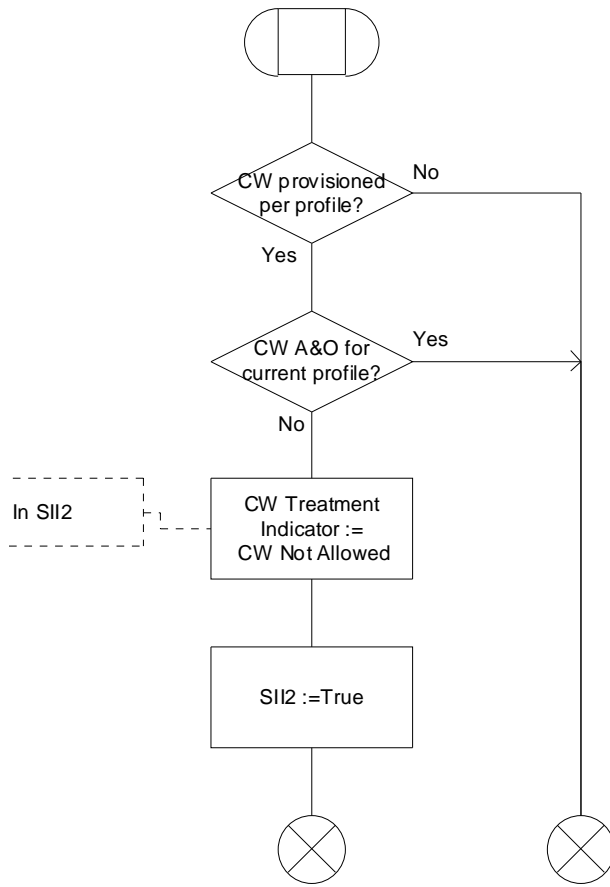


Figure 17: Procedure Check\_CW\_gsmSCF

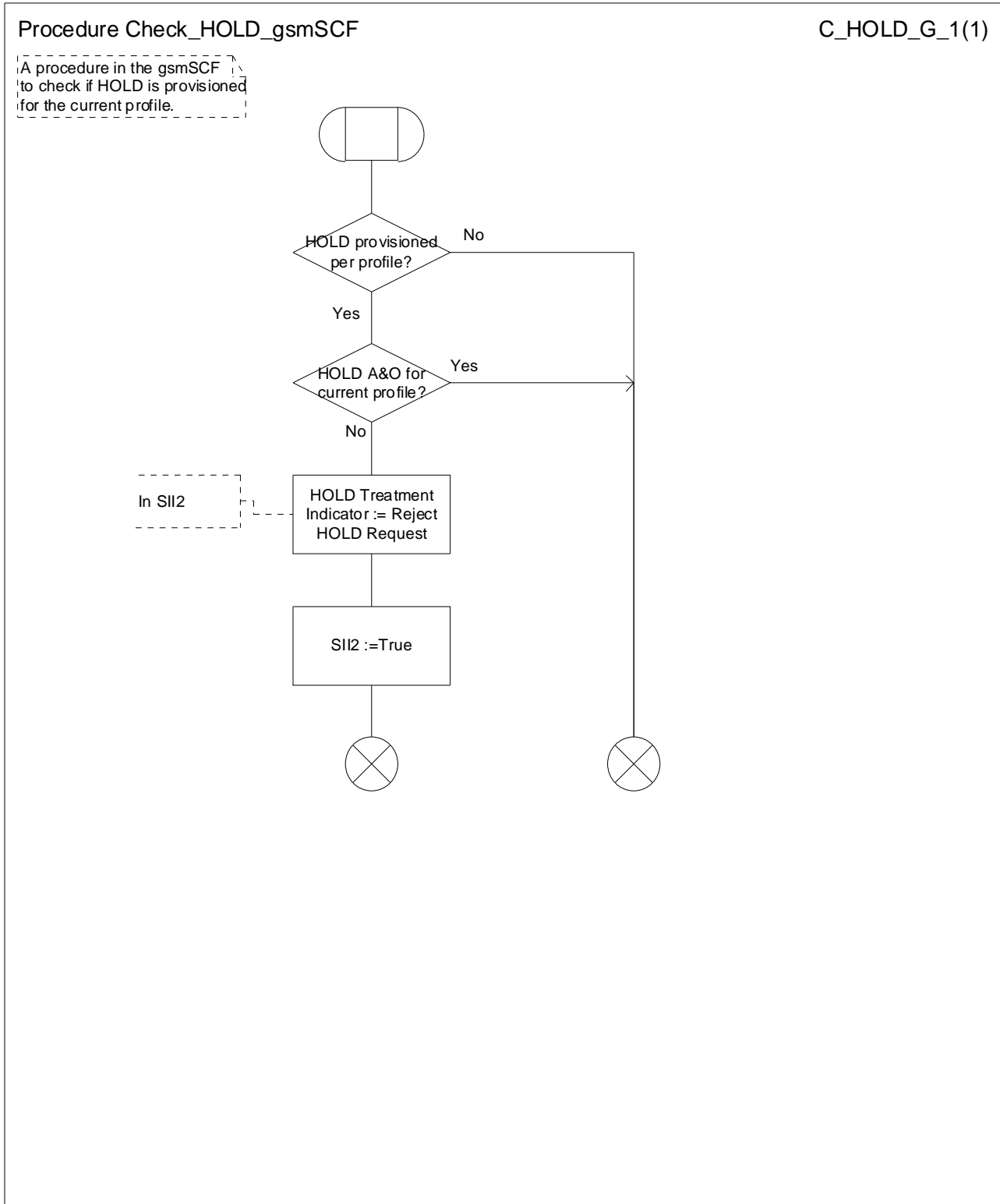


Figure 18: Procedure Check\_HOLD\_gsmSCF

Procedure Check\_MPTY\_gsmSCF

C\_MPTY\_G\_1(1)

A procedure in the gsmSCF to check if MPTY is provisioned for the current profile.

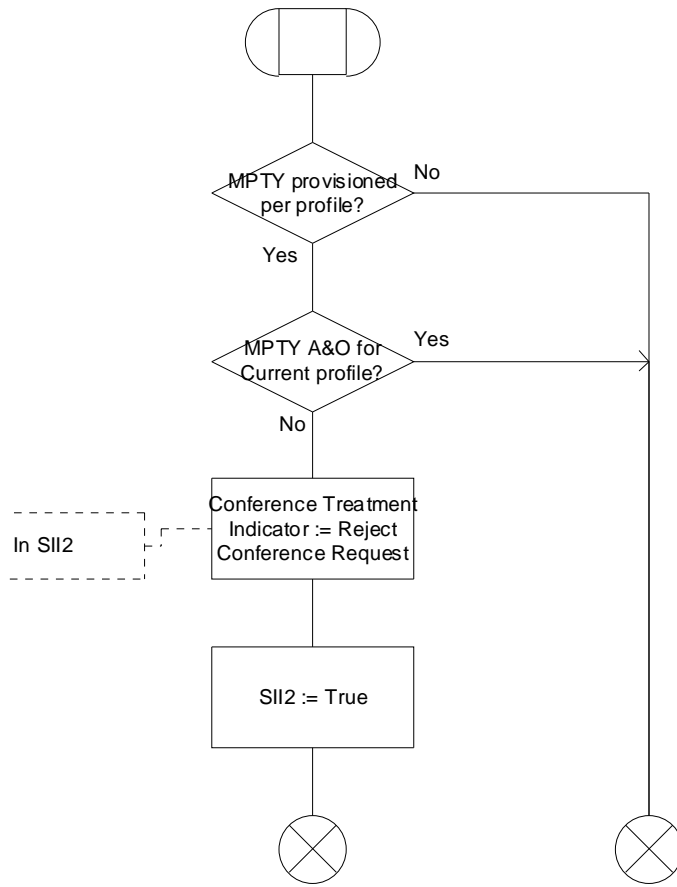


Figure 19: Procedure Check\_MPTY\_gsmSCF



Procedure Check\_ACM\_gsmSCF

C\_ACM\_G\_1(1)

A procedure in the gsmSCF to ensure that ACMmax is not exceeded for the profile in use.

Signals to/from the left are to/from the gsmSSF.

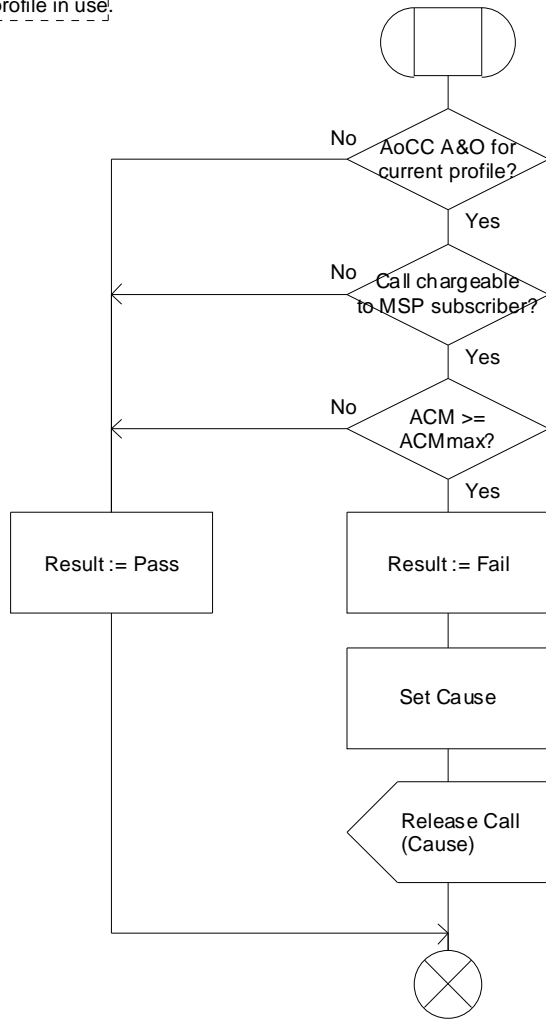


Figure 20: Procedure Check\_ACM\_gsmSCF

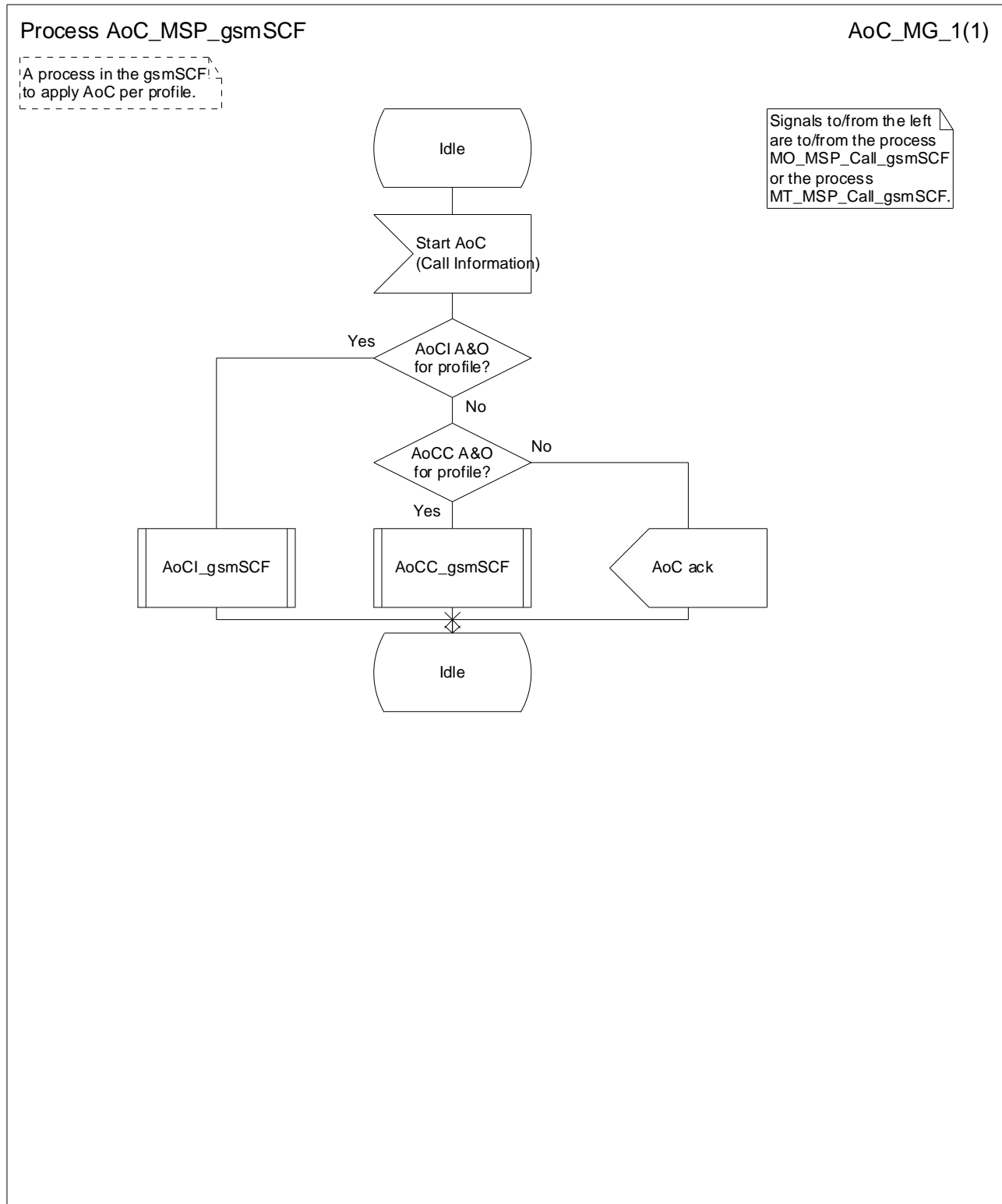


Figure 21: Process AoC\_MSP\_gsmSCF

Procedure AoCI\_gsmSCF

AoCI\_G\_1(1)

A procedure in the gsmSCF to apply AoCI per profile.

Signals to/from the right are to/from the process MO\_MSP\_Call\_gsmSCF or the process MT\_MSP\_Call\_gsmSCF.

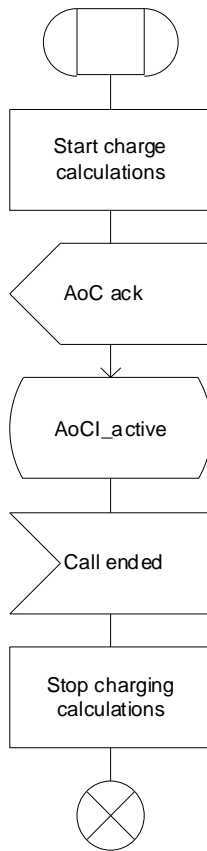


Figure 22: Procedure AoCI\_gsmSCF

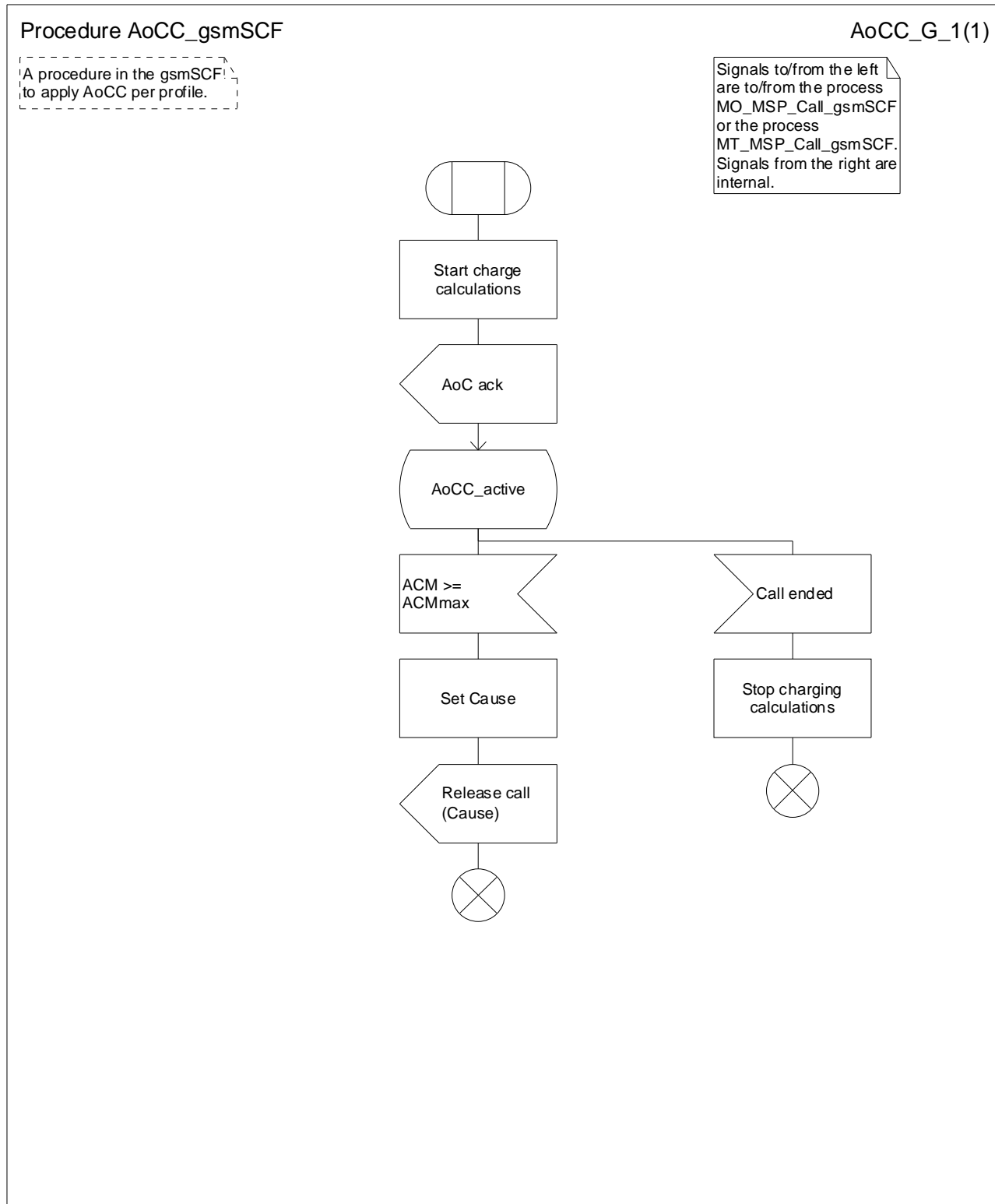


Figure 23: Procedure AoCC\_gsmSCF

Procedure Outgoing\_Barring\_Check\_gsmSCF

OBCG\_1(1)

A procedure in the gsmSCF to check the outgoing call barrings for an MSP subscriber.

Signals to/from the left are to/from the gsmSSF.

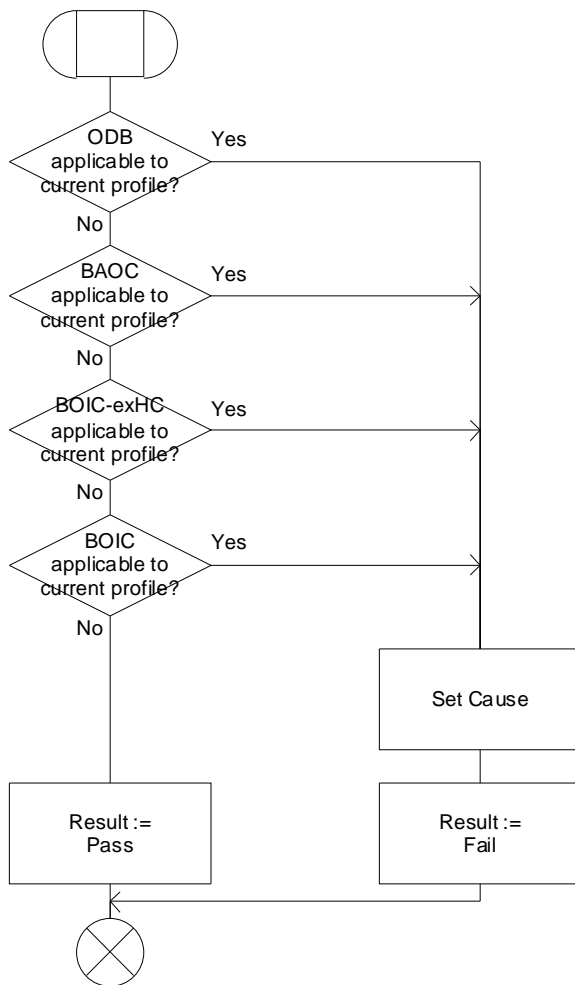


Figure 24: Procedure Outgoing\_Barring\_Check\_gsmSCF

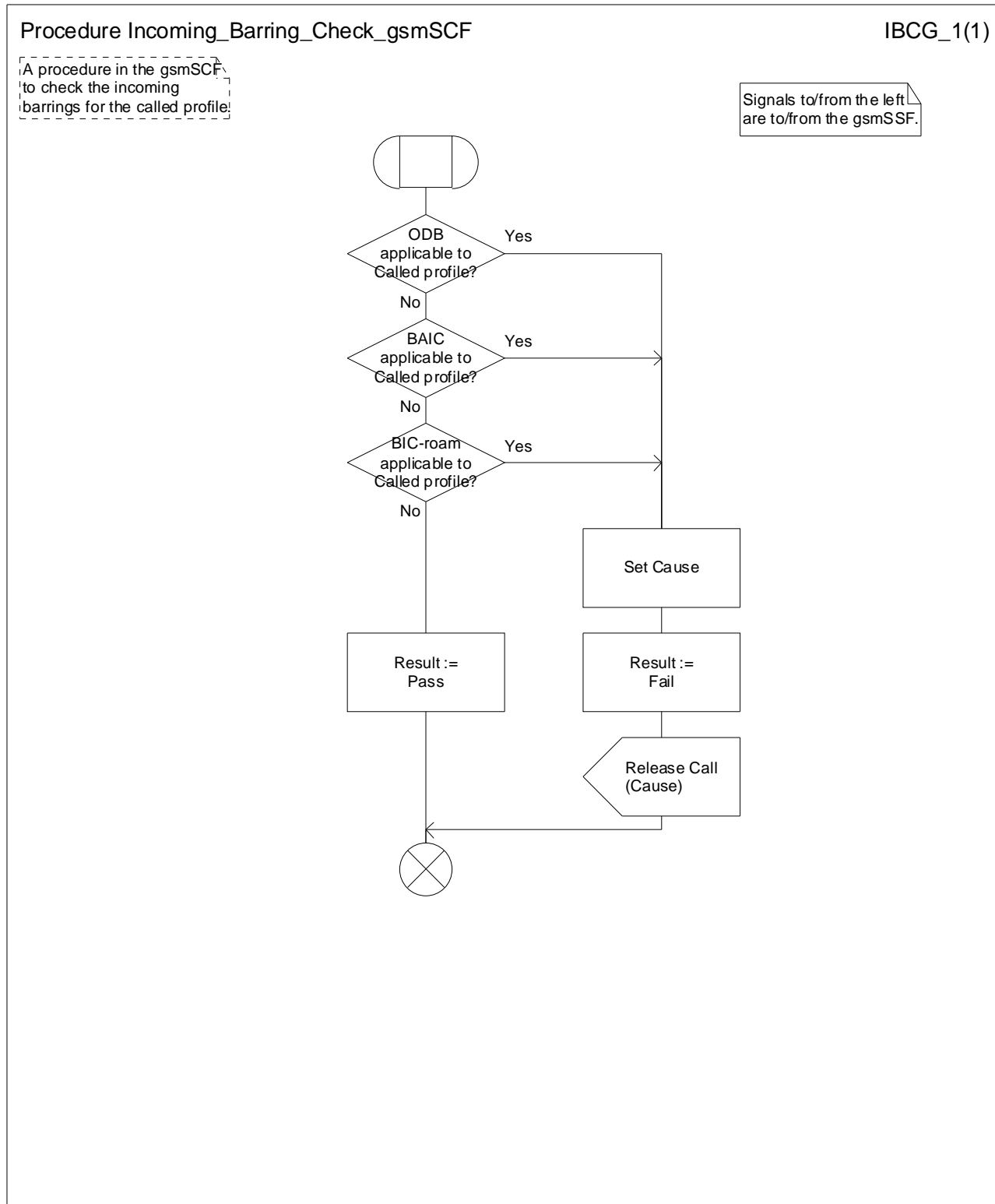


Figure 25: Procedure Incoming\_Barring\_Check\_gsmSCF

Procedure Check\_ECT\_gsmSCF

C\_ECT\_G\_1(1)

A procedure in the gsmSCF to check if ECT is provisioned for the current profile.

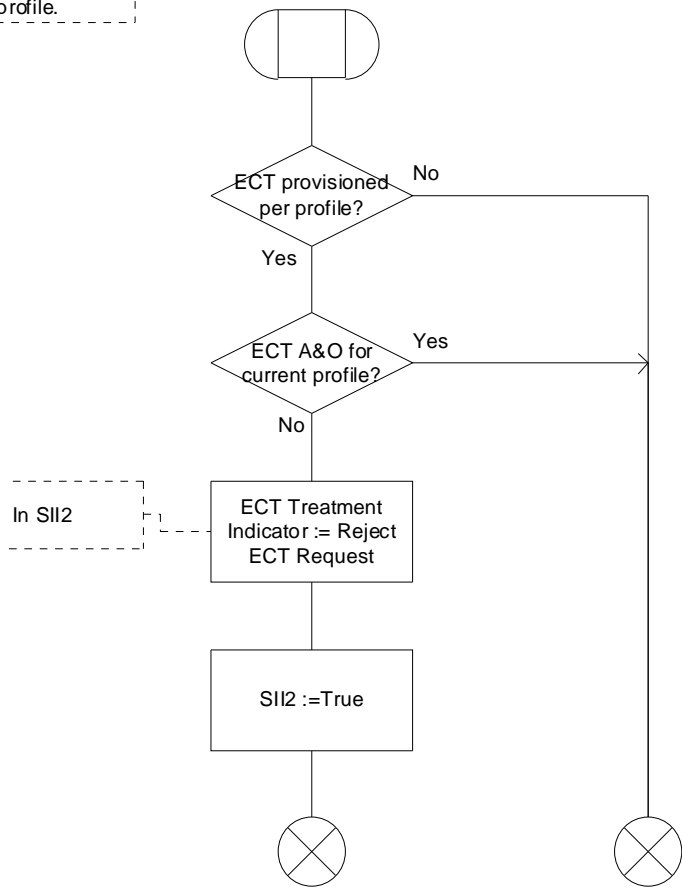


Figure 26: Procedure Check\_ECT\_gsmSCF

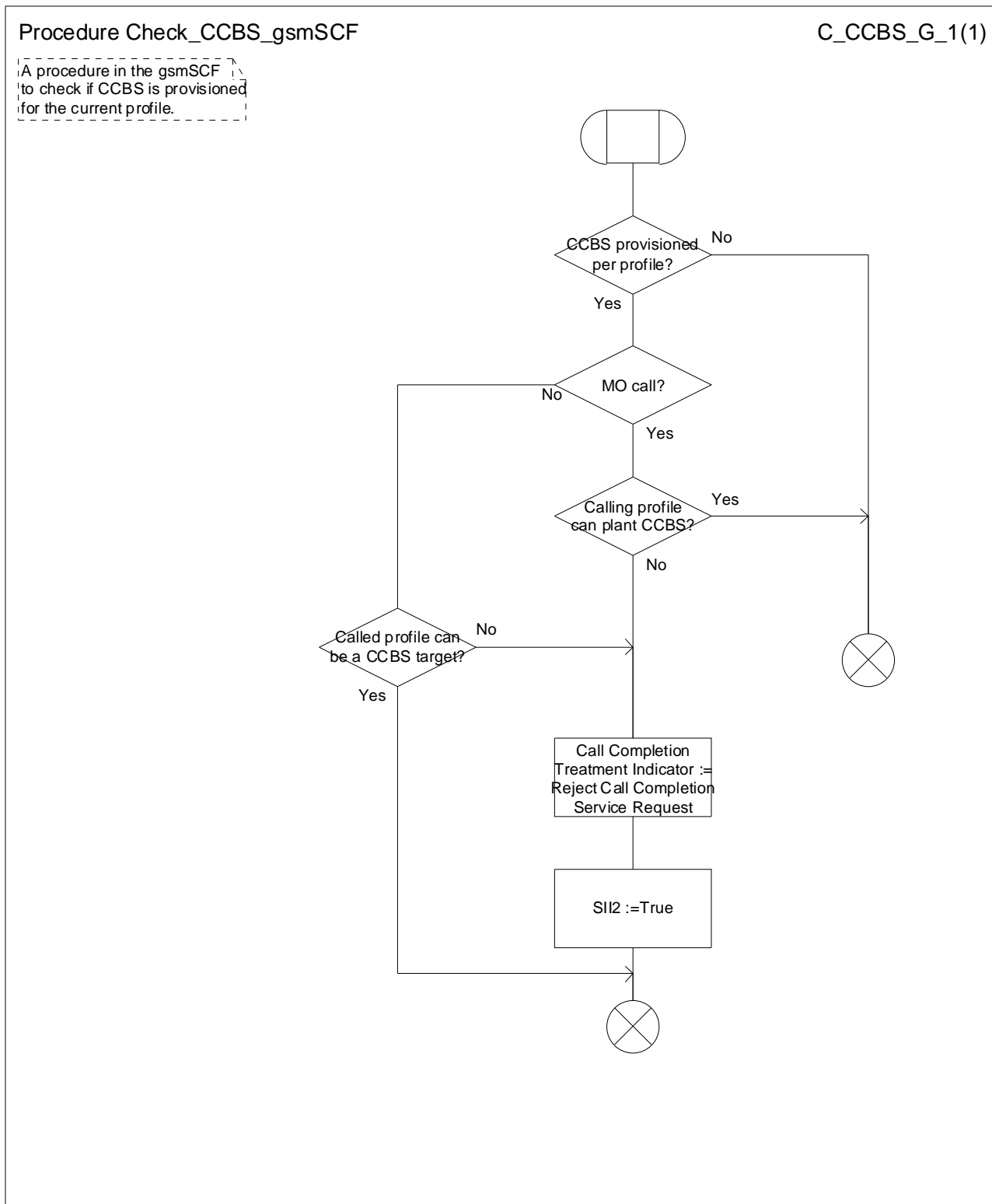


Figure 27: Procedure Check\_CCBS\_gsmSCF

### 7.5.4 Information flows

The information flow for a successful MO call by an MSP subscriber is shown in figure 28.

The information flow for a successful MT call to an MSP subscriber is shown in figure 29.



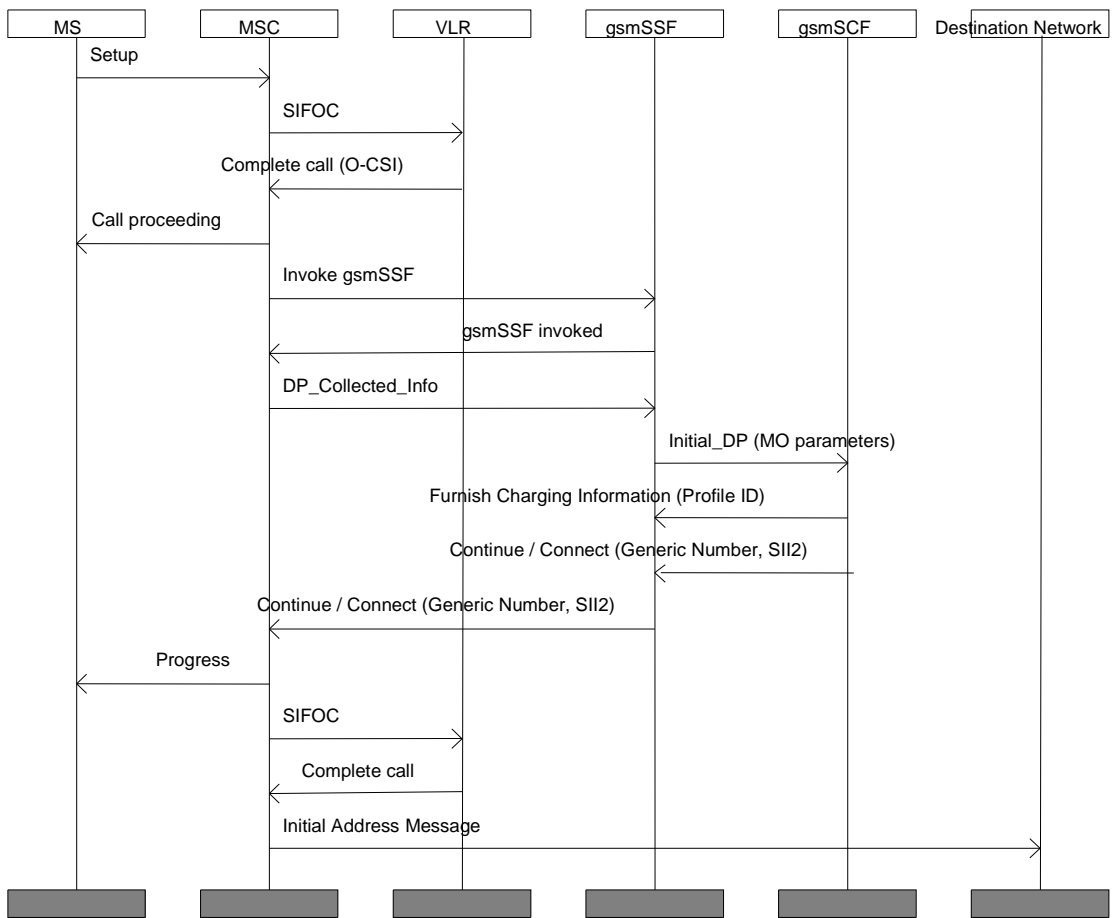
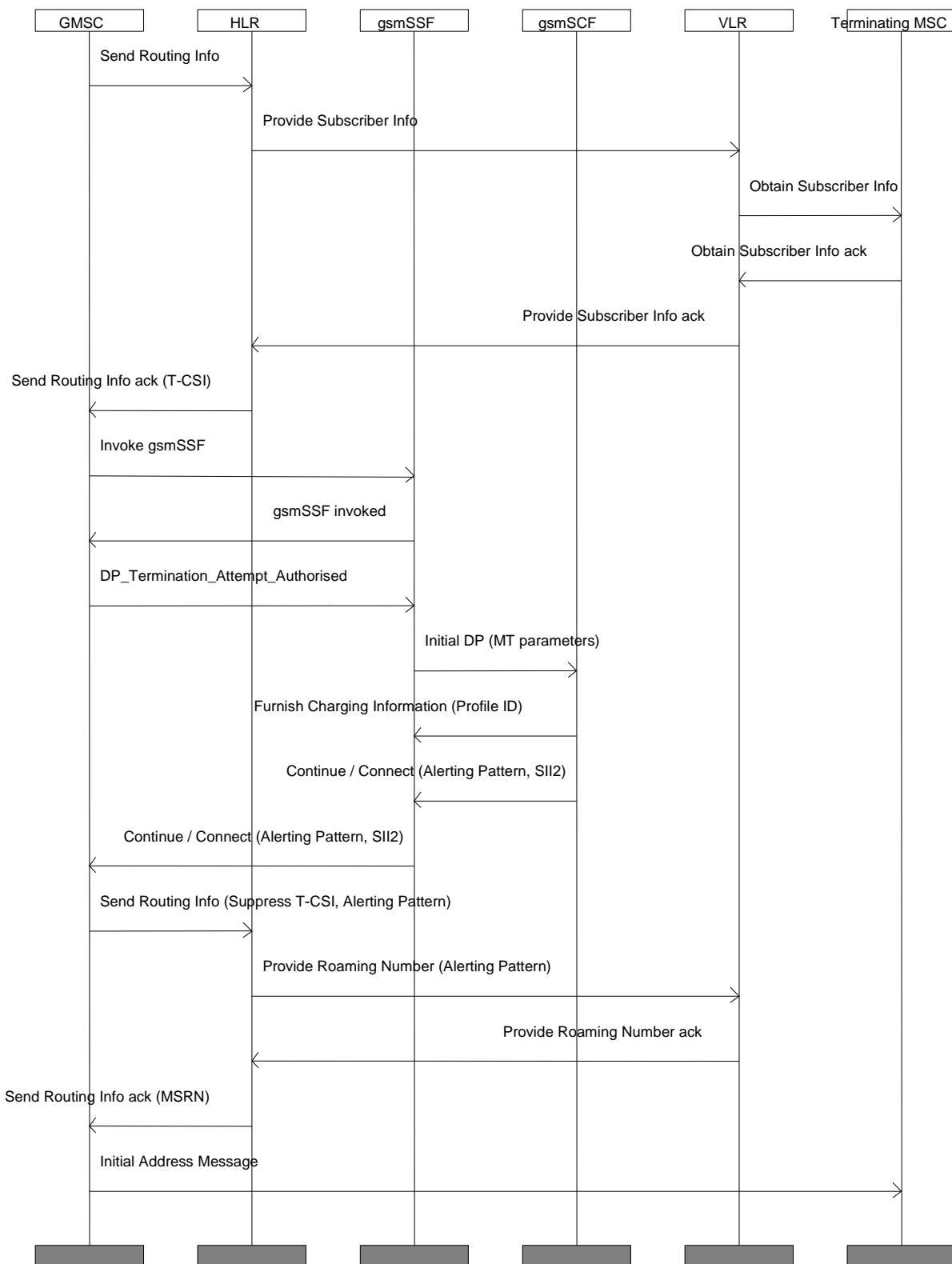


Figure 28: Information flow for a successful MO call



**Figure 29: Information flow for a successful MT call to a profile that has no Call Forwardings Active and Operative in the gsmSCF**

NOTE: For information flows to a profile that has Call Forwarding services Active and Operative in the gsmSCF, see subclause 7.11.1: Call Forwarding.

## 7.6 SMS handling

MSP Phase 2 does not apply to MT short messages. The MSP subscriber will receive MT short messages but no profile indication will be given.

When the gsmSCF receives an Initial SMS Event message from the gsmSSF, the process MO\_MSP\_SMS\_gsmSCF will be invoked, see figure 30.

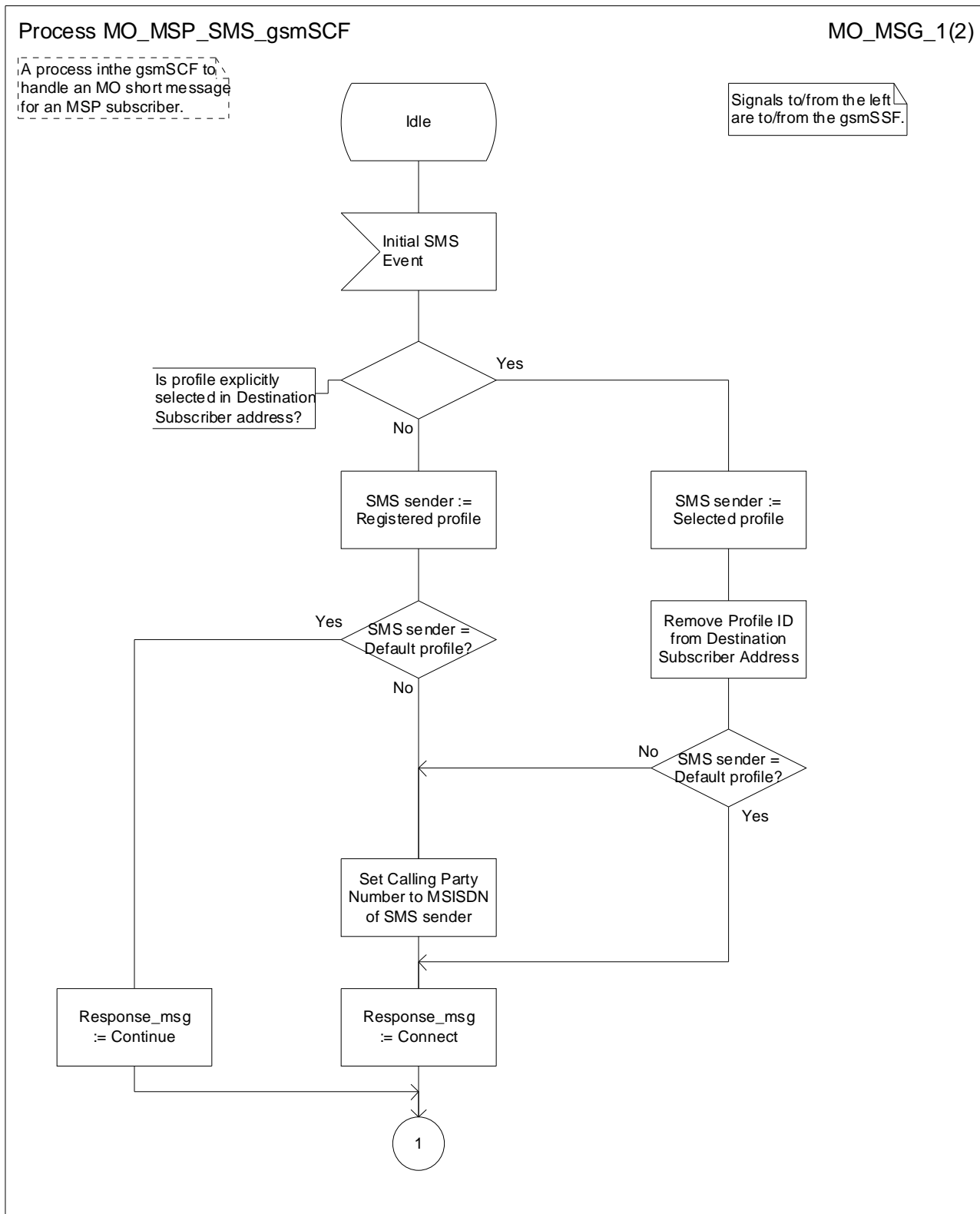


Figure 30a: Process MO\_MSP\_SMS\_gsmSCF (sheet 1 of 2)

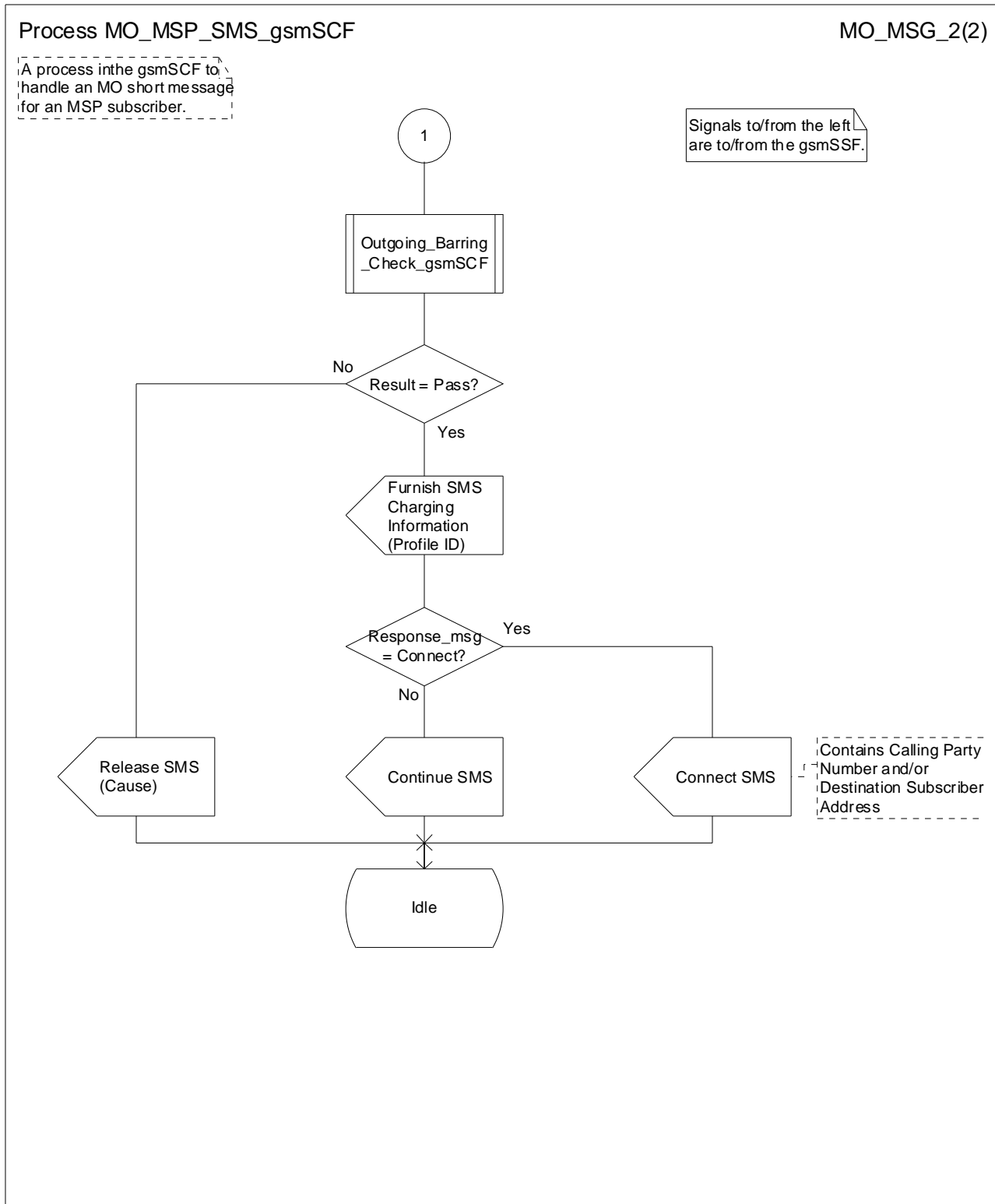


Figure 30b: Process MO\_MSP\_SMS\_gsmSCF (sheet 2 of 2)

## 7.7 Call Independent SS handling

Supplementary Services provisioned per subscriber will be handled in the usual way.

Supplementary Services provisioned per profile will be controlled using USSD, sent via the VLR and HLR to the gsmSCF.

If Call Barring is provisioned per profile, if the outgoing call barring data for the default profile is changed, the HLR shall be informed using Any Time Modification. On receipt of an Any Time Modification message from the gsmSCF for a subscriber with the OCB\_flag set, the HLR will modify the stored Call Barring information for the default profile in accordance with the information in the Any Time Modification message.

## 7.8 Interaction with Supplementary Services

### 7.8.1 Line Identification services

#### 7.8.1.1 CLIP

No interaction.

#### 7.8.1.2 CLIR

CLIR can be provisioned per subscriber or per profile.

If CLIR is provisioned per subscriber and CLIR is active, it will be active for all profiles. Data for the CLIR Supplementary Service will be stored in the HLR, and if appropriate in the VLR, in the usual manner. CLIR will function as specified in 3G TS 23.081 and will not distinguish between MSP and non-MSP subscribers.

If CLIR is provisioned per profile then the CLIR\_flag shall be set in the HLR (see subclause 6.8: CLIR\_flag) and the CLIR subscription information for the default profile shall be stored in the HLR in the usual manner. For an MO call, if the CLIR subscription information for the Calling profile indicates that the CLI shall be restricted, the gsmSCF shall set the Calling Party Presentation Indicator to Presentation Restricted in the SII2 parameter.

#### 7.8.1.3 COLP

No interaction.

#### 7.8.1.4 COLR

No interaction.

### 7.8.2 Call Hold (HOLD)

Call Hold can be provisioned per subscriber or per profile.

If Call Hold is provisioned per subscriber and Call Hold is active, it will be active for all profiles. Data for the Call Hold Supplementary Service will be stored in the HLR, and if appropriate in the VLR, in the usual manner. Call Hold will function as specified in 3G TS 23.083 and will not distinguish between MSP and non-MSP subscribers.

If Call Hold is provisioned per profile then the HOLD\_flag shall be set in the HLR (see subclause 6.3: HOLD\_flag). On receipt of an Initial\_DP message for an MO or MT call, the gsmSCF will check the subscription information for the profile in use for that call. If HOLD is not active and operative, then the SII2 will be included in the Connect message with the HOLD Treatment Indicator set to Reject HOLD Request.

### 7.8.3 Call Waiting (CW)

Call Waiting can be provisioned per subscriber or per profile.

If Call Waiting is provisioned per subscriber and Call Waiting is active, it will be active for all profiles. Data for the Call Waiting Supplementary Service will be stored in the HLR, and if appropriate in the VLR, in the usual manner. Call Waiting will function as specified in 3G TS 23.083 and will not distinguish between MSP and non-MSP subscribers.

If Call Waiting is provisioned per profile then the CW\_flag shall be set in the HLR (see subclause 6.4: CW\_flag). On receipt of an Initial\_DP message for an MO or MT call, the gsmSCF will check the subscription information for the profile in use for that call. If Call Waiting is not active and operative, then the SII2 will be included in the Connect message with the CW Treatment Indicator set to CW Not Allowed. The subscriber shall be able to modify CW information per profile by making contact with the gsmSCF using USSD. However, the subscriber shall not be able to modify CW data for the default profile.

### 7.8.4 Call Forwarding

The Call Forwarding Supplementary Services, described in 3G TS 23.082, can only be provisioned per subscriber. However, services equivalent to the Call Forwarding Supplementary Services, implemented in the gsmSCF, will be available to the MSP subscriber per profile. This is described in subclause 7.11.1: Call Forwarding.

If the Call Forwarding Supplementary Services are provisioned per subscriber, then Call Forwarding will function as specified in 3G TS 23.082 and will not distinguish between MSP and non-MSP subscribers.

NOTE 1: If Call Forwarding is provisioned per subscriber in the HLR then Call Forwarding should not be provisioned per profile in the gsmSCF, as this may cause unpredictable behaviour.

NOTE 2: If Call Forwarding is provisioned per subscriber in the HLR then Call Deflection should not be provisioned per profile in the gsmSCF, as this may cause unpredictable behaviour.

### 7.8.5 Multi Party Service (MPTY)

The Multi Party Supplementary Service can be provisioned per subscriber or per profile.

If MPY is provisioned per subscriber and MPY is active, it will be active for all profiles. Data for the MPY Supplementary Service will be stored in the HLR, and if appropriate in the VLR, in the usual manner. MPY will function as specified in 3G TS 23.084 and will not distinguish between MSP and non-MSP subscribers.

If MPY is provisioned per profile then the MPY\_flag shall be set in the HLR (see subclause 6.5: MPY\_flag). On receipt of an Initial\_DP message for an MO or MT call, the gsmSCF will check the subscription information for the profile in use for that call. If MPY is not active and operative, then the SII2 will be included in the Connect message with the Conference Treatment Indicator set to Reject Conference Request.

### 7.8.6 Closed User Group (CUG)

The Closed User Group Supplementary Service can be provisioned per subscriber or per profile.

If CUG is provisioned per subscriber and CUG is active, it will be active for all profiles. Data for the CUG Supplementary Service will be stored in the HLR, and if appropriate in the VLR, in the usual manner. CUG will function as specified in 3G TS 23.085 and will not distinguish between MSP and non-MSP subscribers. The interaction between CAMEL and CUG is defined in 3G TS 23.078.

CUG provisioning per profile is supported by CAMEL Phase 3 and is FFS.

### 7.8.7 Advice of Charge (AoC)

The Advice of Charge Supplementary Service can be provisioned per subscriber. However, services equivalent to the Advice of Charge supplementary services, implemented in the gsmSCF, will be available to the MSP subscriber per profile. This is described in subclause 7.11.4: Advice of Charge (AoC). Signalling on the access interface will be as specified in 3G TS 24.086.

If AoC is active, it will be active for all profiles. Data for the AoC Supplementary Service will be stored in the HLR, and if appropriate in the VLR, in the usual manner. AoC will function as specified in 3G TS 23.086 and will not distinguish between MSP and non-MSP subscribers.

### 7.8.8 Call Barring

The Call Barring Supplementary Services, described in 3G TS 23.088, can only be provisioned per subscriber. However, services equivalent to the Call Barring Supplementary Services, implemented in the gsmSCF, can be provided to the MSP subscriber per profile. This is described in subclause 7.11.2: Call Barring. This requires the OCB\_flag mechanism described in section subclause 6.1: OCB\_flag.

### 7.8.9 Explicit Call Transfer (ECT)

The Explicit Call Transfer supplementary service can be provisioned per subscriber or per profile.

If ECT is provisioned per subscriber and ECT is active, it will be active for all profiles. Data for the ECT Supplementary Service will be stored in the HLR, and if appropriate in the VLR, in the usual manner. ECT will function as specified in 3G TS 23.091 and will not distinguish between MSP and non-MSP subscribers.

If ECT is provisioned per profile then the ECT\_flag shall be set in the HLR (see subclause 6.6: ECT\_flag). On receipt of an Initial\_DP message for an MO or MT call, the gsmSCF will check the subscription information for the profile in use for that call leg. If ECT is not active and operative, then the SII2 will be included in the Connect message with the ECT Treatment Indicator set to Reject ECT Request.

### 7.8.10 Completion of Calls to Busy Subscriber (CCBS)

CCBS can be provisioned per subscriber or per profile.

If CCBS is provisioned per subscriber and CCBS is active, it will be active over all profiles. Data for the CCBS Supplementary Service will be stored in the HLR, and if appropriate in the VLR, in the usual manner.

If CCBS is provisioned per profile then the CCBS\_flag shall be set in the HLR (see subclause 6.7: CCBS\_flag).

On receipt of an Initial\_DP message for an MO call, the gsmSCF will check the subscription information for the calling profile. If CCBS is not active and operative, then the SII2 will be included in the Connect message with the Call Completion Treatment Indicator set to Call Completion Not Allowed.

On receipt of an Initial\_DP message for an MT call, the gsmSCF will check the subscription information for the called profile. If CCBS is not active and operative, then the SII2 will be included in the Connect message with the Call Completion Treatment Indicator sent to Call Completion not allowed.

The subscriber shall be able to modify CCBS information per profile by making contact with the gsmSCF using USSD. However, the subscriber shall not be able to modify CCBS data for the default profile.

If a CFU-equivalent service is activated while there are queue entries in MS-B's target queue, HLR-B will not know about this activation and will process these queue entries as normal. As a consequence, the CCBS calls related to these queue entries will be forwarded to the new destination. CCBS activation is not possible if this forwarded call meets NDUB. This results in expiry of recall timer T9 and deletion of the queue entry from MS-B's target queue. For further details on the interaction between CCBS and CAMEL, refer to 3G TS 23.093.

The same applies to Incoming Call Barring-equivalent services which are activated while there are queue entries in MS-B's target queue.

An MSP subscriber will have CCBS set in the SS-CSI. The gsmSCF will be informed of CCBS Request and CCBS Setup messages for the MSP subscriber. This allows the service logic in the gsmSCF to assign the correct profile to the CCBS call.

### 7.8.11 enhanced Multi-Level Precedence and Pre-emption (eMLPP)

eMLPP will be provisioned per subscriber. If eMLPP is active, it will be active for all profiles. Data for the eMLPP Supplementary Service will be stored in the HLR, and if appropriate in the VLR, in the usual manner. eMLPP will function as specified in 3G TS 23.067 and will not distinguish between MSP and non-MSP subscribers.

## 7.8.12 User-to-User Signalling (UUS)

The User-to-User Supplementary Service will be provisioned per subscriber. If UUS is active, it will be active for all profiles. Data for the UUS Supplementary Service will be stored in the HLR, and if appropriate in the VLR, in the usual manner. UUS will function as specified in 3G TS 23.087 and will not distinguish between MSP and non-MSP subscribers.

## 7.8.13 Call Deflection (CD)

The Call Deflection Supplementary Service will be provisioned per subscriber. If CD is active, it will be active for all profiles. Data for the CD Supplementary Service will be stored in the HLR, and if appropriate in the VLR, in the usual manner. CD will function as specified in 3G TS 23.072 and will not distinguish between MSP and non-MSP subscribers.

When the MSP subscriber deflects an MT call, it triggers an interrogation of the gsmSCF for an MO Call. Using the call reference number, the gsmSCF can recognise that there is an ongoing dialogue for the MT call, and can then retrieve the profile to apply for the deflected call.

This gives the gsmSCF the opportunity to reject the call deflection per profile, providing the MSP subscriber is in a supporting network.

NOTE: Call Deflection should not be provisioned per profile if Call Forwardings are provisioned per subscriber in the HLR as unpredictable behaviour may occur.

## 7.9 Interaction with other services

### 7.9.1 The Multi-Numbering Scheme

If the MSP subscriber has different MSISDNs allocated for different Basic Services, all MSISDNs and associated Basic Services will be stored in the HLR. Each MSISDN and associated Basic Services will also be stored in the gsmSCF with associated profile ID.

### 7.9.2 The Short Message Service

Mobile terminated short messages can be received on any profile although the profile will not be indicated to the user.

It shall be possible to select a profile for mobile originated short messages. If a profile is explicitly selected, the MO short message will be sent by and charged to the selected profile. If a profile is not explicitly selected, the MO short message will be sent by and charged to the registered profile.

### 7.9.3 Interactions with CAMEL

An MSP subscriber will, by definition, have a CAMEL subscription.

If other CAMEL services are designed in such a way that an MSP subscriber can use them, they will be available to the MSP subscriber. It is a network option to design CAMEL services that interact with MSP.

### 7.9.4 Interactions with OR

The GMSC in the Interrogating PLMN (IPLMN) needs to support CAMEL Phase 2 capability if the called subscriber is an MSP subscriber.

If an interrogation request is received for an MSP subscriber from a GMSC in the IPLMN that does not support the CAMEL Phase 2 capability, the HLR shall return an OR not allowed negative response (see 3G TS 23.079) to the GMSC. This will force the call to be routed to a GMSC supporting CAMEL Phase 2 capability in the HPLMN.

### 7.9.5 Operator Determined Barring

ODB, as described in 3G TS 23.015, can only be provisioned per subscriber.



A service, implemented in the gsmSCF equivalent to the ODB service will be available for an MSP subscriber per profile. This is described in subclause 7.11.3: Operator Determined Barring (ODB); it requires the mechanism described in subclause 6.2: ODB flags..

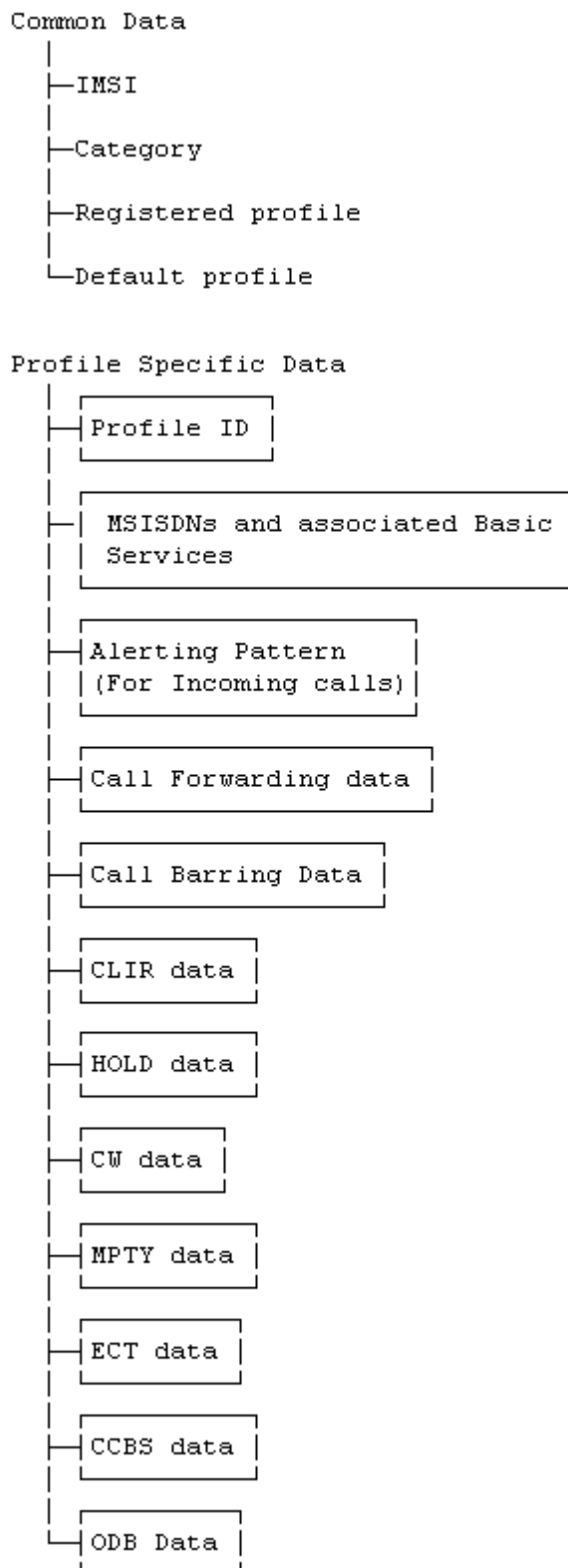
Outgoing ODB for the default profile will be stored in the HLR for use when the subscriber roams into a non-supporting network, see subclause 7.11.3: Roaming into a network not supporting CAMEL Phase 2 for further details.

## 7.9.6 Roaming Restrictions

Roaming Restrictions will apply per subscriber. Data for the Roaming Restrictions will be stored in the HLR in the usual manner.

## 7.10 Data stored in the gsmSCF

The gsmSCF contains all the data needed to control the MSP service. These data can be divided into the common data (the data valid for all profiles) and the profile specific data.

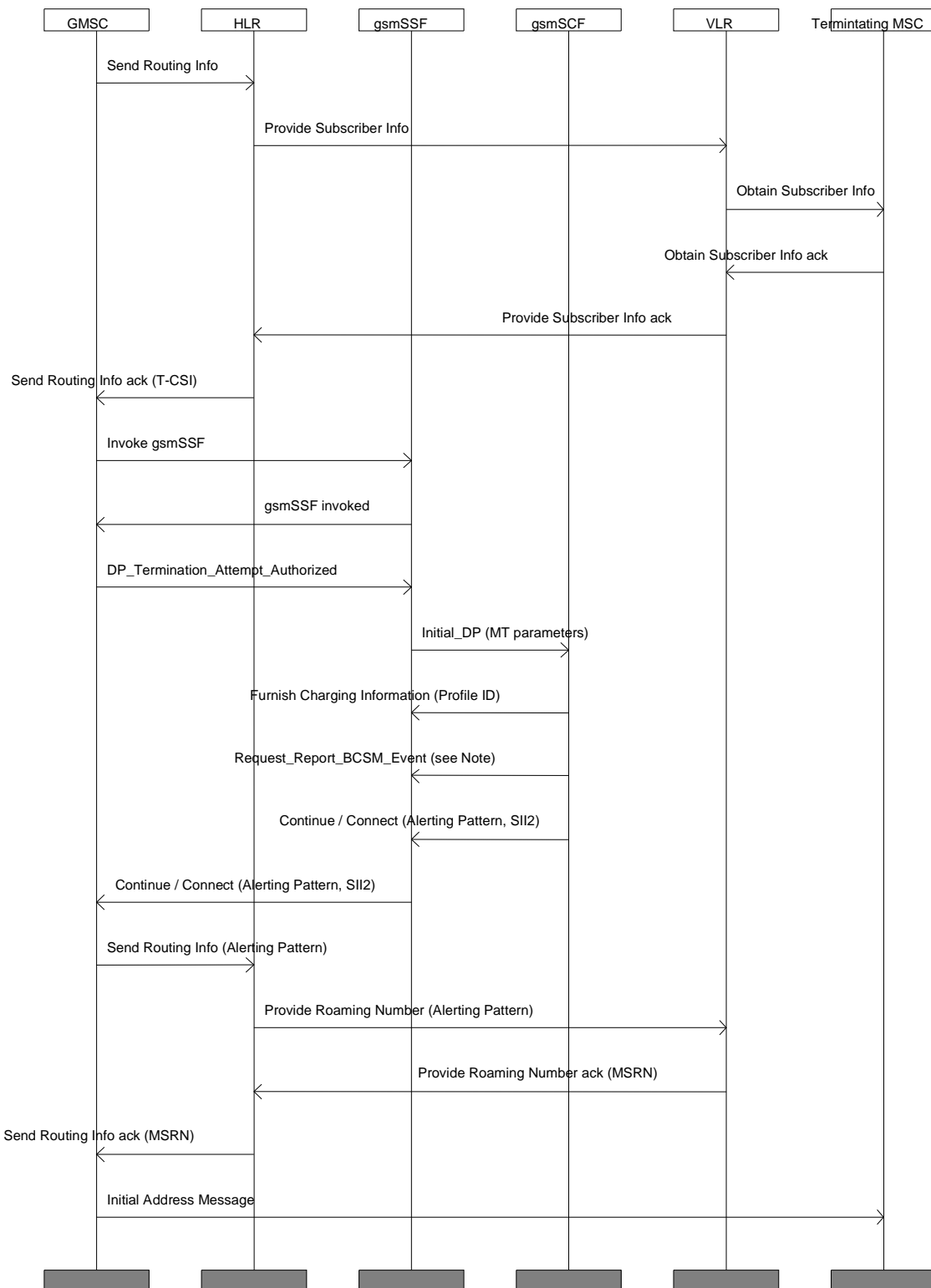


## 7.11 Equivalent services implemented by the gsmSCF

### 7.11.1 Call Forwarding

Call Forwarding services will be provided in the gsmSCF per profile. An MT call to an MSP subscriber will be subject to the provided call forwardings for the called profile.

The Call Forwarding services, implemented by the gsmSCF, should operate in the same way as the Call Forwarding Supplementary Services. The MSP subscriber should have control over the call forwarding data (Registration, Erasure, Activation, Deactivation, and Interrogation). The method for controlling this data is a network option.



**Figure 31: Information flow for a successful MT call to a profile with some Call Forwardings Active and Operative**

NOTE: Request\_Report\_BCSM\_Event will contain the list Arm\_DP\_List (see figure 1). This list will contain the following elements:

- T\_Answer            EDP-N
- T\_Abandon          EDP-N
- T\_Busy              EDP-N (Unless CFB and/or CFNRc are A&O for the called profile, in which case EDP-R)
- T\_No\_Answer       EDP-N (Unless CFNRy is A&O for the called profile, in which case EDP-R)

7.11.1.1 Call Forward Unconditional

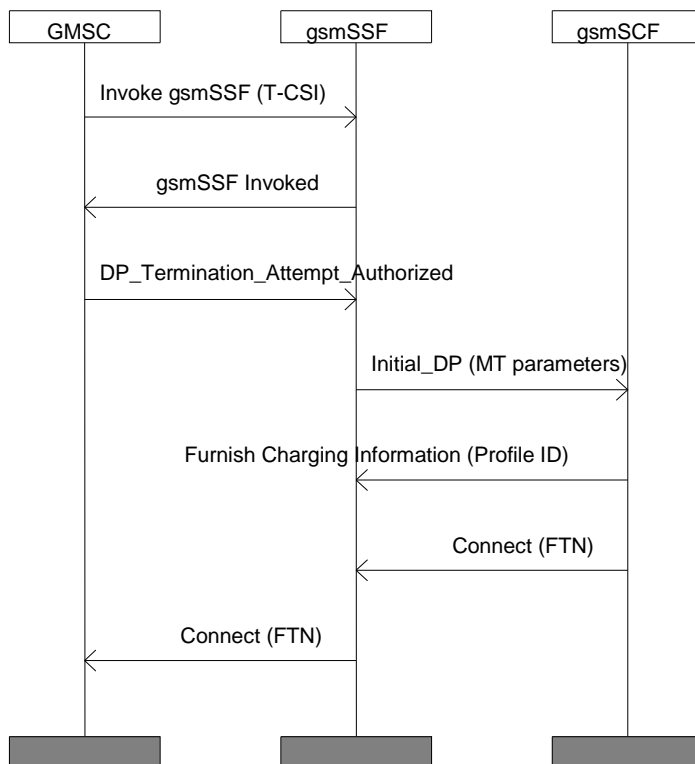


Figure 32: Information flow for an MT call to a profile with CFU active and operative in the gsmSCF

7.11.1.2 Call Forward on Busy

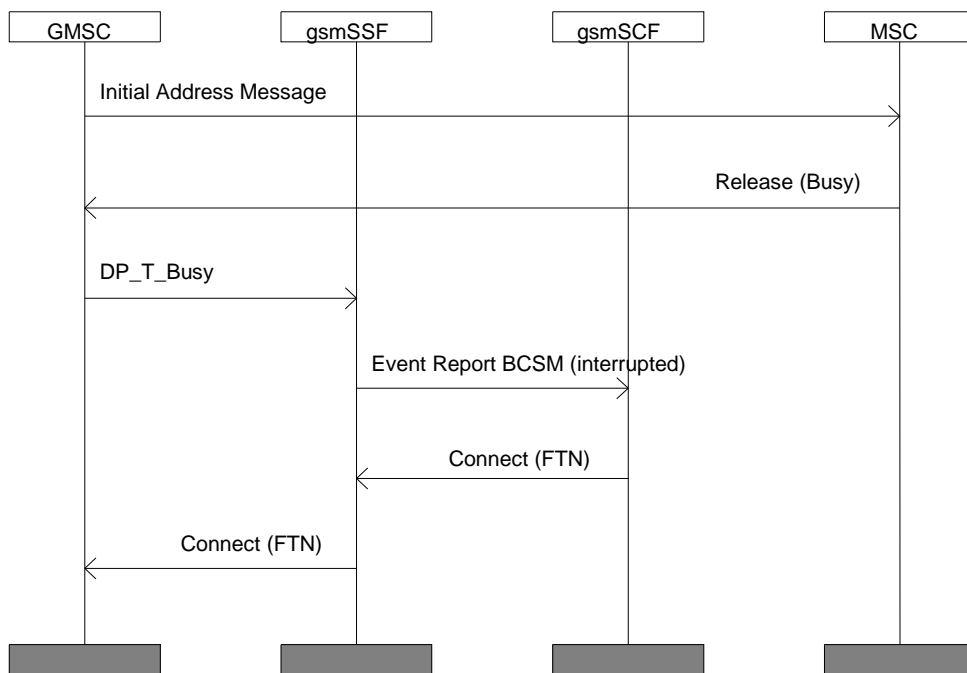


Figure 33: Information flow for an MT call to a profile with CFB active and operative in the gsmSCF, where the called subscriber is NDUB or UDUB

7.11.1.3 Call Forward on No Reply

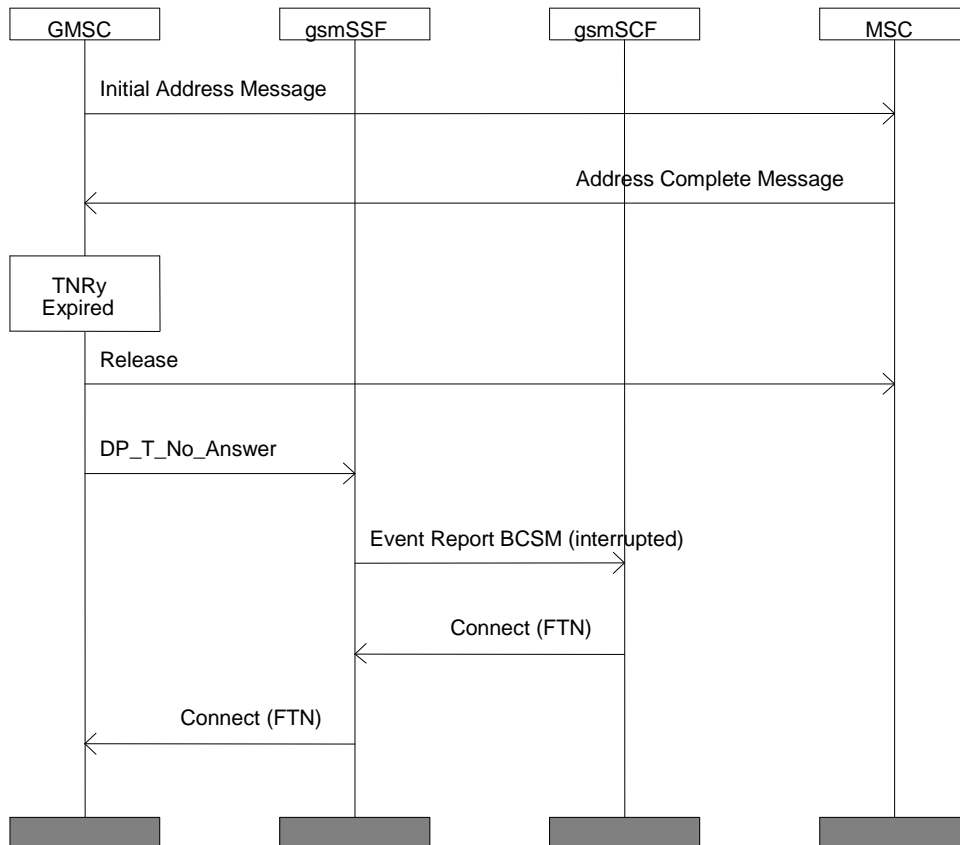


Figure 34: Information flow for an MT call to a profile with CFNRy active and operative in the gsmSCF, where the called party does not answer

NOTE: The timer TNry is started in the GMSC after the Address Complete Message has been received from the destination exchange. If this timer expires before an Answer message is received from the destination exchange, a release message is sent to the destination exchange and the detection point T\_No\_Answer is reached. This is specified in 3G TS 23.018 and 3G TS 23.078.

7.11.1.4 Call Forward on Not Reachable

7.11.1.5 Early CFNRc

Early Call Forwarding on Not Reachable will apply if the gsmSCF receives the parameter "subscriber state" set as Not Reachable. Due to the presence of the Location information / Subscriber state Interrogation parameter in the CAMEL data, stored in the HLR, the HLR sends a Provide Subscriber Information message to the VLR. This determines if the subscriber state is Not Reachable.

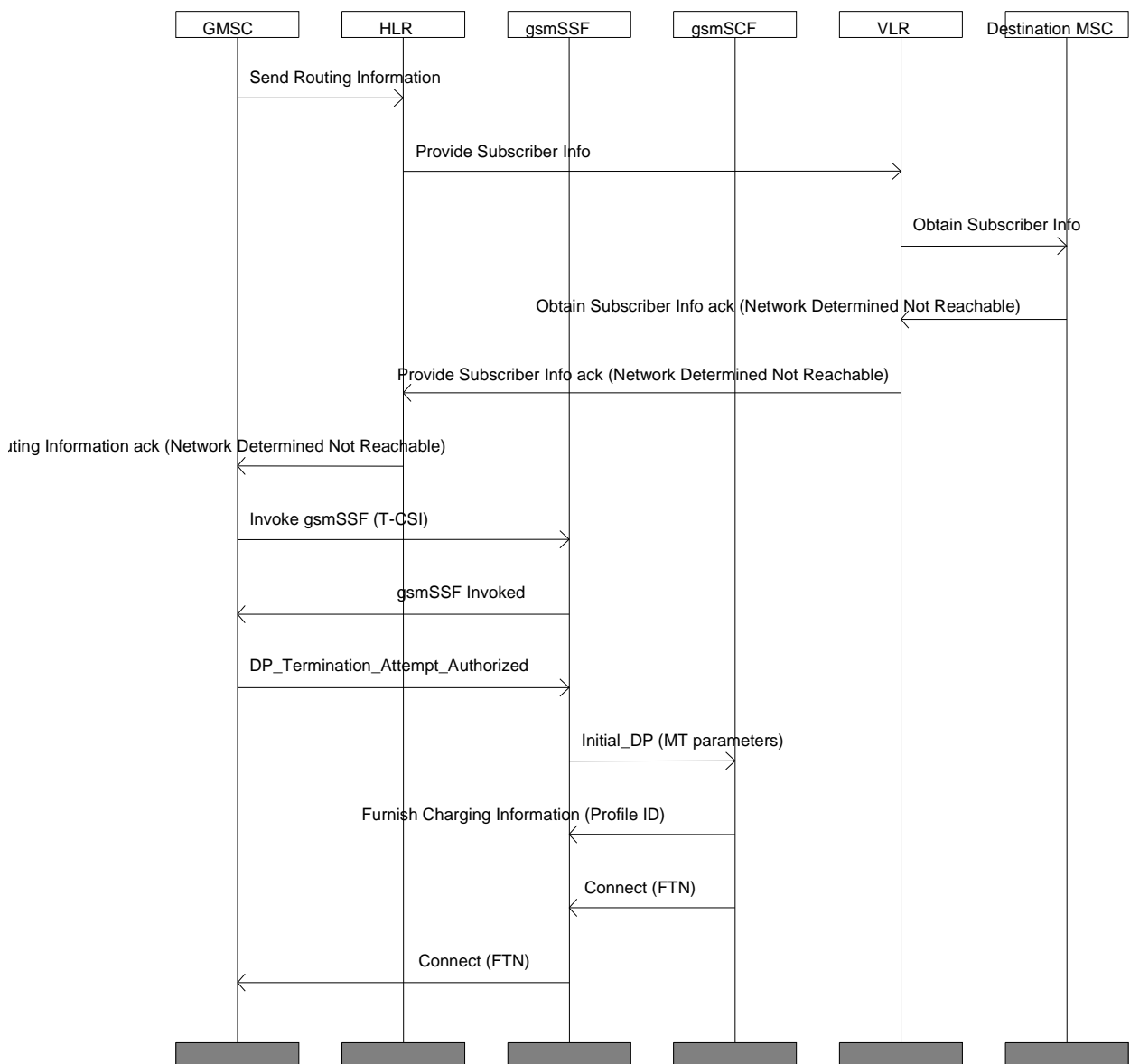
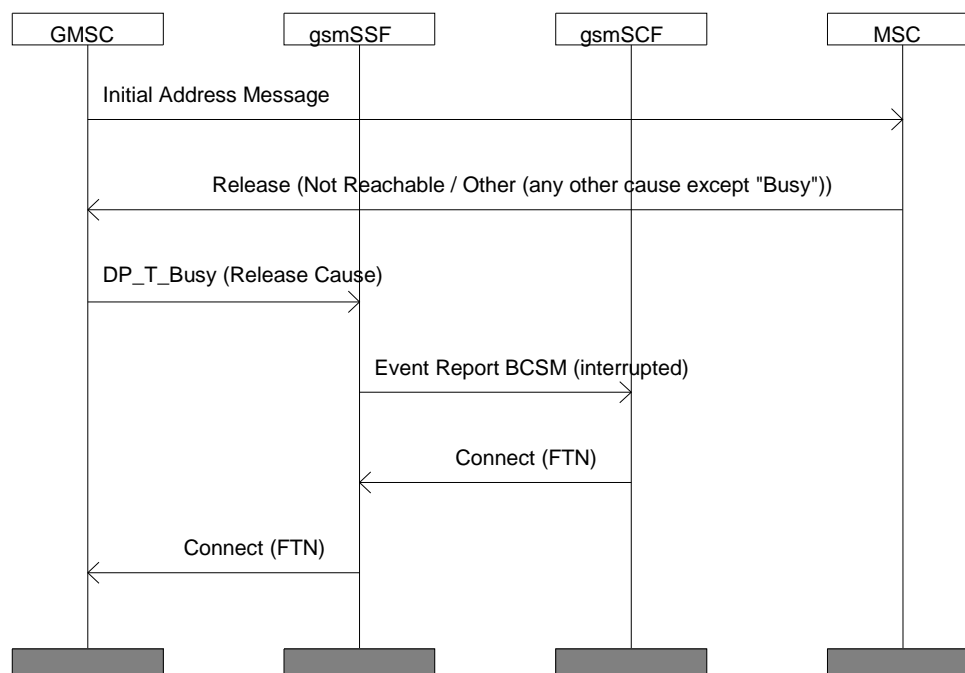


Figure 35: Information flow for an MT call to a profile with CFNRc active and operative in the gsmSCF, where early CFNRc is invoked

## 7.11.1.6 Late CFNRc



**Figure 36: Information flow for an MT call to a profile with CFNRc active and operative in the gsmSCF, where late CFNRc is invoked**

## 7.11.2 Call Barring

Call Barring services can be provided by the gsmSCF per profile. An MO call made by an MSP subscriber will be subject to the outgoing call barrings provided for the Calling profile. An MT call to an MSP subscriber will be subject to the incoming call barrings provided for the Called profile. If an MT call to an MSP subscriber is forwarded, the forwarded call will be subject to the outgoing call barrings provided for the Called profile.

The Call Barring services available per profile are:

- Barring of all outgoing calls (BAOC);
- Barring of outgoing international calls (BOIC);
- Barring of outgoing international calls except those directed to the home PLMN country (BOIC-exHC);
- Barring of all incoming calls (BAIC);
- Barring of incoming calls when roaming outside the home PLMN country (BIC-roam).

The Call Barring services, implemented by the gsmSCF, should operate in the same way as the Call Barring Supplementary Services. The MSP subscriber should have control over the call barring data (Registration, Erasure, Activation, Deactivation, and Interrogation). The method for controlling this data is a network option.

If the MSP subscriber changes the Outgoing Call Barrings for the default profile by contacting the gsmSCF, the gsmSCF will change the barrings stored in the gsmSCF and inform the HLR using ATM to change the barrings stored in the HLR. The Call Barring Supplementary Services may require a password before Call Barring data can be changed. For the Call Barring Services implemented in the gsmSCF, use of a password is a network option.



The operator should ensure that if the equivalent call barring service is provided then:

- the OCB\_flag is set in the HLR (See subclause 6.1:OCB\_flag);
- if an equivalent outgoing call barring service is in a "Provisioned and Active" state in the gsmSCF for the default profile, that outgoing call barring supplementary service will be in a "Provisioned and Active" state in the HLR;
- if an equivalent outgoing call barring service is in a "Not Active" state in the gsmSCF for the default profile, that outgoing call barring supplementary service will be in a "Not Provisioned" state in the HLR;
- incoming Call Barrings shall not be provisioned in the HLR;

NOTE: Barrings will not apply to MT short messages.

### 7.11.3 Operator Determined Barring (ODB)

Operator Determined Barring will be available per profile in the gsmSCF for the following categories:

- Barring of outgoing calls;
- Barring of incoming calls;
- Barring of roaming;
- Barring of outgoing Premium Rate Calls;
- Barring specific to the home PLMN;
- Barring of registration of call forwarding;
- Barring of invocation of call transfer.

However, if zone related barring is implemented in the gsmSCF, the appropriate data will be needed in the gsmSCF as well as the HLR. For barring of incoming calls when roaming outside the zone of the home country, the gsmSCF will need to use Any Time Interrogation to establish the location of the called party.

Management of ODB data is operator specific.

The operator should ensure that if the equivalent ODB service for an ODB category is provided then:

- the ODB flag for the correct category is set in the HLR (See subclause 6.2: ODB flags);
- the ODB data for that category for the default profile is duplicated in the HLR.

NOTE: Barring of incoming calls in the gsmSCF will not disallow MO or MT short messages.

### 7.11.4 Advice of Charge (AoC)

Advice of Charge is available per profile in the gsmSCF. This is detailed in the SDL diagrams in Section 7.5: Functions and Information flows.

## 7.12 Exceptional Procedures

### 7.12.1 Roaming into a network not supporting CAMEL Phase 3

When roaming into a network not supporting CAMEL Phase 3, only the functionality of MSP Phase 1 will be available to an MSP subscriber.

The default profile subscription information shall apply to all supplementary services, excluding Call Forwarding and Call Barring, provisioned per profile.

## 7.12.2 Roaming into a network not supporting CAMEL Phase 2

This subclause details MSP specific handling for roaming into a network not supporting CAMEL Phase 2. Other handling for this scenario is described in 3G TS 23.078.

### 7.12.2.1 Actions required on Location Update

The HLR will send the outgoing call barring data and outgoing ODB data, specific to the default profile, to the VLR.

### 7.12.2.2 MO call handling

When an MSP subscriber roams into a network not supporting CAMEL Phase 2, the default profile will be used for all outgoing traffic.

### 7.12.2.3 MT call handling

MT calls to any profile will be received by the subscriber (subject to call forwardings and call barrings provided in the gsmSCF on the called profile), although no indication of the called profile will be received.

The HLR will not allow OR, this means that for MT calls, the GMSC will always support CAMEL Phase 2, allowing the gsmSCF to invoke appropriate Call Forwardings and Call Barrings.

### 7.12.2.4 MO short message handling

MO short messages will be sent from and charged to the default profile.

## 7.12.3 Lack of availability of the Network Indication of Alerting feature

If an MSP subscriber roams into a network not supporting the Network Indication of Alerting feature, or is using an MS that does not support the Network indication of Alerting feature, then the subscriber will still receive all MT calls, but no indication of the called profile will be given.

---

## Annex A (informative): Provision and Withdrawal of MSP

### A.1 Provision of MSP

MSP will be provisioned by prior arrangement with the service provider.

For an existing subscriber converting to an MSP subscriber, all profile specific data will be stored in the gsmSCF and removed from the HLR, and MSP will be provisioned in the HLR.

For a new subscriber provisioned with the MSP service, all profile specific data will be stored in the gsmSCF and MSP will be provisioned in the HLR.

Data specific to the Default Profile will be stored in both the HLR and the gsmSCF.

---

### A.2 Withdrawal of MSP

MSP will be withdrawn when there is only one profile remaining. In this event, the subscriber data will be stored in the HLR and removed from the gsmSCF, and the HLR will remove all MSP markings. The subscriber will then be treated as a normal subscriber.

## Annex B (informative): Change history

Change history						
TSG SA#	Spec	Version	CR	<Phase>	New Version	Subject/Comment
Jun 1999	GSM 03.97	7.1.0				Transferred to 3GPP CN
CN#04	23.097				3.0.0	
CN#05	23.097	3.0.0	001		3.0.1	Various editorial corrections
CN#06	23.097	3.0.1	002	R99	3.1.0	Inclusion of MSP Phase 2 functionality
CN#06	23.097	3.0.1	003	R99	3.1.0	Interaction MSP and CF
CN#07	23.097	3.1.0	004	R99	3.1.1	Minor editorial corrections
CN#11	23.097	3.1.1		Rel-4	4.0.0	Upgrade to Rel-4
CN#16	23.097	4.0.0		Rel-5	5.0.0	Release 5 after CN#16
CN#26	23.097	5.0.0		Rel-6	6.0.0	Release 6 after CN#26
CT#36	23.097	6.0.0		Rel-7	7.0.0	Upgraded unchanged from Rel-6
CT#42	23.097	7.0.0		Rel-8	8.0.0	Upgraded unchanged from Rel-7
CT#46	23.097	8.0.0	-	Rel-9	9.0.0	Update to Rel-9 version (MCC)
2011-03	23.097	9.0.0	-	Rel-10	10.0.0	Update to Rel-10 version (MCC)
2012-09	23.097	10.0.0	-	Rel-11	11.0.0	Update to Rel-11 version (MCC)
2014-09	-	-	-	Update to Rel-12 version (MCC)	11.0.0	<b>12.0.0</b>

---

# History

<b>Document history</b>		
V12.0.0	October 2014	Publication