

ETSI TS 124 084 V11.0.0 (2012-10)



**Digital cellular telecommunications system (Phase 2+);
Universal Mobile Telecommunications System (UMTS);
Multi Party (MPTY) supplementary service;
Stage 3
(3GPP TS 24.084 version 11.0.0 Release 11)**



Reference

RTS/TSGC-0424084vb00

Keywords

GSM,UMTS

ETSI

650 Route des Lucioles
F-06921 Sophia Antipolis Cedex - FRANCE

Tel.: +33 4 92 94 42 00 Fax: +33 4 93 65 47 16

Siret N° 348 623 562 00017 - NAF 742 C
Association à but non lucratif enregistrée à la
Sous-Préfecture de Grasse (06) N° 7803/88

Important notice

Individual copies of the present document can be downloaded from:

<http://www.etsi.org>

The present document may be made available in more than one electronic version or in print. In any case of existing or perceived difference in contents between such versions, the reference version is the Portable Document Format (PDF). In case of dispute, the reference shall be the printing on ETSI printers of the PDF version kept on a specific network drive within ETSI Secretariat.

Users of the present document should be aware that the document may be subject to revision or change of status. Information on the current status of this and other ETSI documents is available at

<http://portal.etsi.org/tb/status/status.asp>

If you find errors in the present document, please send your comment to one of the following services:

http://portal.etsi.org/chaicor/ETSI_support.asp

Copyright Notification

No part may be reproduced except as authorized by written permission.
The copyright and the foregoing restriction extend to reproduction in all media.

© European Telecommunications Standards Institute 2012.
All rights reserved.

DECT™, **PLUGTESTS™**, **UMTS™** and the ETSI logo are Trade Marks of ETSI registered for the benefit of its Members.
3GPP™ and **LTE™** are Trade Marks of ETSI registered for the benefit of its Members and of the 3GPP Organizational Partners.
GSM® and the GSM logo are Trade Marks registered and owned by the GSM Association.

Intellectual Property Rights

IPRs essential or potentially essential to the present document may have been declared to ETSI. The information pertaining to these essential IPRs, if any, is publicly available for **ETSI members and non-members**, and can be found in ETSI SR 000 314: *"Intellectual Property Rights (IPRs); Essential, or potentially Essential, IPRs notified to ETSI in respect of ETSI standards"*, which is available from the ETSI Secretariat. Latest updates are available on the ETSI Web server (<http://ipr.etsi.org>).

Pursuant to the ETSI IPR Policy, no investigation, including IPR searches, has been carried out by ETSI. No guarantee can be given as to the existence of other IPRs not referenced in ETSI SR 000 314 (or the updates on the ETSI Web server) which are, or may be, or may become, essential to the present document.

Foreword

This Technical Specification (TS) has been produced by ETSI 3rd Generation Partnership Project (3GPP).

The present document may refer to technical specifications or reports using their 3GPP identities, UMTS identities or GSM identities. These should be interpreted as being references to the corresponding ETSI deliverables.

The cross reference between GSM, UMTS, 3GPP and ETSI identities can be found under <http://webapp.etsi.org/key/queryform.asp>.

Contents

Intellectual Property Rights	2
Foreword.....	2
Foreword.....	4
0 Scope	5
0.1 References	5
0.2 Abbreviations	6
1 MultiParty service (MPTY).....	6
1.1 Beginning the MultiParty service	6
1.2 Managing an active MultiParty call	7
1.2.1 Served mobile subscriber	7
1.2.1.1 Put the MultiParty call on hold	8
1.2.1.2 Create a private communication with one of the remote parties	8
1.2.1.3 Terminate the entire MultiParty call	9
1.2.1.4 Explicitly disconnect a remote party	9
1.2.2 Remote Parties	9
1.2.2.1 Release from the MultiParty call.....	9
1.2.2.2 Place his connection to the MultiParty call on hold, and typically later retrieve it	9
1.3 Managing a held MultiParty call	9
1.3.1 Served mobile subscriber	9
1.3.1.1 Retrieve the held MultiParty call	10
1.3.1.2 Initiate a new call	10
1.3.1.3 Process a call waiting request.....	10
1.3.1.4 Terminate the held MultiParty call.....	10
1.3.1.5 Explicitly disconnect a remote party	10
1.3.2 Remote parties	10
1.4 Managing a single call and a MultiParty call	10
1.4.1 Served mobile subscriber	10
1.4.1.1 Disconnect the single call.....	11
1.4.1.2 Disconnect the MPTY	11
1.4.1.3 Disconnect all calls	11
1.4.1.4 Add the single call to the MPTY	11
1.4.1.5 Alternate between the MPTY call and the single call	11
1.5 Adding extra remote parties	12
1.6 Auxiliary states for MPTY	12
1.7 Activation, deactivation, registration, erasure and interrogation.....	12
1.8 Simultaneous use of MultiParty operations.....	13
Annex A (informative): Change history	14
History	15

Foreword

This Technical Specification has been produced by the 3GPP.

This TS specifies the procedures used at the radio interface for normal operation and invocation of MultiParty supplementary services within the 3GPP system.

The contents of the present document are subject to continuing work within the TSG and may change following formal TSG approval. Should the TSG modify the contents of this TS, it will be re-released by the TSG with an identifying change of release date and an increase in version number as follows:

Version 3.y.z

where:

- x the first digit:
 - 1 presented to TSG for information;
 - 2 presented to TSG for approval;
 - 3 Indicates TSG approved document under change control.
- y the second digit is incremented for all changes of substance, i.e. technical enhancements, corrections, updates, etc.
- z the third digit is incremented when editorial only changes have been incorporated in the specification;

0 Scope

The present document specifies the procedures used at the radio interface (Reference point Um as defined in 3GPP TS 24.002) for normal operation and invocation of MultiParty supplementary services.

In 3GPP TS 24.010 the general aspects of the specification of supplementary services at the layer 3 radio interface are given.

3GPP TS 24.080 specifies the formats and coding for the supplementary services.

Definitions and descriptions of supplementary services are given in 3GPP TS 22.004 and the 3GPP TS 22.08x and 3GPP TS 22.09x-series.

3GPP TS 22.084 is related specially to MultiParty supplementary services.

Technical realization of supplementary services is described in 3GPP TS 23.011 and the 3GPP TS 23.08x and 3GPP TS 23.09x-series.

3GPP TS 23.084 is related specially to MultiParty supplementary services.

The procedures for Call Control, Mobility Management and Radio Resource management at the layer 3 radio interface are defined in 3GPP TS 24.007 and 3GPP TS 24.008.

The following supplementary service belongs to the MultiParty supplementary services and is described in the present document:

- MultiParty service (MPTY) (clause 1).

0.1 References

The following documents contain provisions which, through reference in this text, constitute provisions of the present document.

- References are either specific (identified by date of publication, edition number, version number, etc.) or non-specific.
- For a specific reference, subsequent revisions do not apply.
- For a non-specific reference, the latest version applies. In the case of a reference to a 3GPP document (including a GSM document), a non-specific reference implicitly refers to the latest version of that document *in the same Release as the present document*.

- [1] 3GPP TR 21.905: "Vocabulary for 3GPP Specifications".
- [2] 3GPP TS 22.004: "General on supplementary services".
- [3] 3GPP TS 22.081: "Line identification supplementary services - Stage 1".
- [4] 3GPP TS 22.082: "Call Forwarding (CF) supplementary services - Stage 1".
- [5] 3GPP TS 22.083: "Call Waiting (CW) and Call Hold (HOLD) supplementary services - Stage 1".
- [6] 3GPP TS 22.084: "MultiParty (MPTY) supplementary services - Stage 1".
- [7] 3GPP TS 22.085: "Closed User Group (CUG) supplementary services - Stage 1".
- [8] 3GPP TS 22.086: "Advice of charge (AoC) supplementary services - Stage 1".
- [9] 3GPP TS 22.088: "Call Barring (CB) supplementary services - Stage 1".
- [10] 3GPP TS 22.090: "Unstructured Supplementary Services Data (USSD) - Stage 1".
- [11] 3GPP TS 23.011: "Technical realization of supplementary services".

- [12] 3GPP TS 23.081: "Line identification supplementary services - Stage 2".
- [13] 3GPP TS 23.082: "Call Forwarding (CF) supplementary services - Stage 2".
- [14] 3GPP TS 23.083: "Call Waiting (CW) and Call Hold (HOLD) supplementary services - Stage 2".
- [15] 3GPP TS 23.084: "MultiParty (MPTY) supplementary services - Stage 2".
- [16] 3GPP TS 23.085: "Closed User Group (CUG) supplementary services - Stage 2".
- [17] 3GPP TS 23.086: "Advice of Charge (AoC) supplementary services - Stage 2".
- [18] 3GPP TS 23.088: "Call Barring (CB) supplementary services - Stage 2".
- [19] 3GPP TS 23.090: "Unstructured supplementary services operation - Stage 2".
- [20] 3GPP TS 24.002: "GSM-UMTS Public Land Mobile Network (PLMN) Access Reference Configuration".
- [21] 3GPP TS 24.007: "Mobile radio interface signalling layer 3".
- [22] 3GPP TS 24.008: "Mobile radio interface layer 3 specification".
- [23] 3GPP TS 24.010: "Mobile radio interface layer 3; Supplementary services specification".
- [24] 3GPP TS 24.080: "Mobile radio interface layer 3 supplementary services specification; Formats and coding".
- [25] 3GPP TS 24.083: "Call Waiting (CW) and Call Hold (HOLD) supplementary services - Stage 3".

0.2 Abbreviations

Abbreviations used in the present document are listed in 3GPP TR 21.905.

1 MultiParty service (MPTY)

1.1 Beginning the MultiParty service

The served mobile subscriber A may initiate an active MultiParty call from an active call C and a held call B.

The mobile station invokes the service by sending a FACILITY message to the network containing the BuildMPTY request. This BuildMPTY request indicates to the network that the mobile subscriber wishes all his calls to be connected together in a MultiParty call. The network will normally accept the request and connect the mobile subscriber with the other existing connections (active call C and held call B). If the request is not accepted, the network will indicate the error to the served mobile (see figure 1.1). The network confirms with the same transaction identifier. Error values are specified in 3GPP TS 24.080.

During the BuildMPTY operation the MS shall run a timer T(BuildMPTY). This timer is started when the operation is sent, and stopped when a response is received from the network. If this timer expires the MS shall assume that the operation has failed, locally release the invokeID, and may re-attempt the operation or inform the user of the failure.

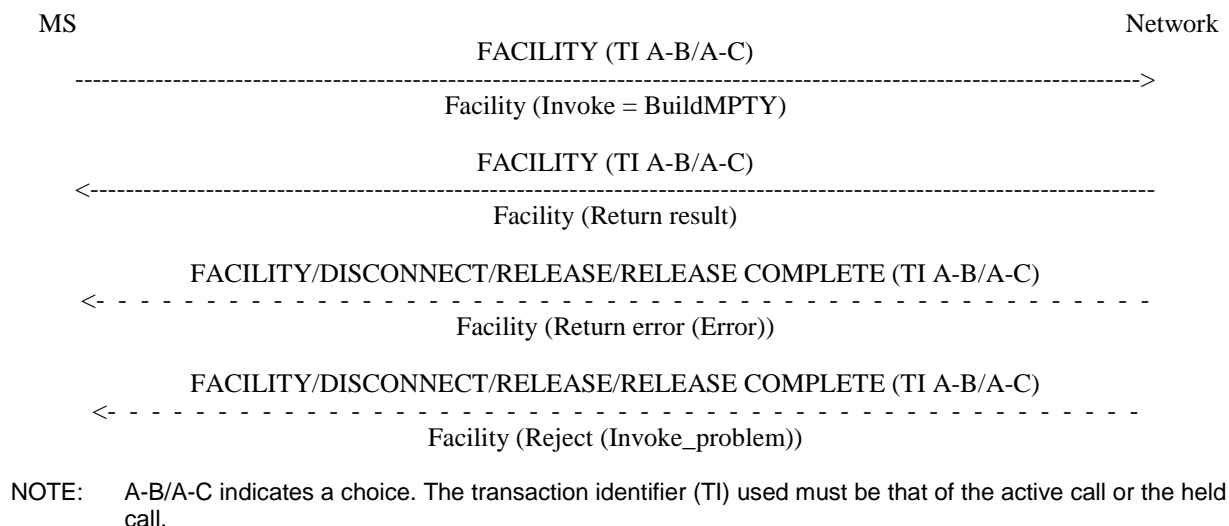


Figure 1.1: Invocation of the MultiParty call

If the network received a non-zero SS Screening indicator from the remote party's mobile station the network will also send indications towards the remote parties that the MultiParty call has been invoked, and towards the previously-held party to indicate that he is now retrieved (see figures 1.2 and 1.3). If the network did not receive a non-zero SS Screening indicator from the remote party's mobile station it shall not send a notification.

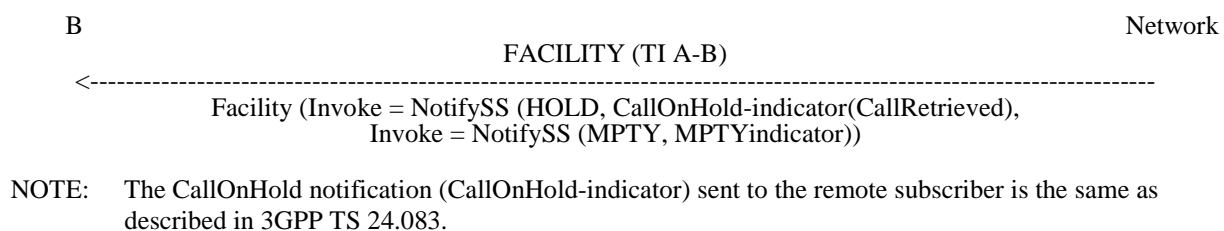


Figure 1.2: Notification of invocation to previously-held remote party




Figure 1.3: Notification of invocation to previously-active remote party

The MSC Server controlling the server mobile subscriber A shall send an ISUP CPG 'remote retrieval' or/and 'conference established' notification towards a remote held party B, and may send an ISUP CPG 'conference established' notification towards a remote active party C.

NOTE: Sending a single ISUP CPG 'conference established' notification towards a remote held party is possible if the remote node is able to derive the 'retrieve' notification from the 'conference established' notification.

An incoming ISUP CPG 'remote retrieval' notification shall be mapped to a NotifySS (CallRetrieved) notification as specified above. An incoming ISUP CPG 'conference established' notification may be mapped to a NotifySS (CallRetrieved) and a NotifySS (MPTY indicator) as specified above.

1.2 Managing an active MultiParty call

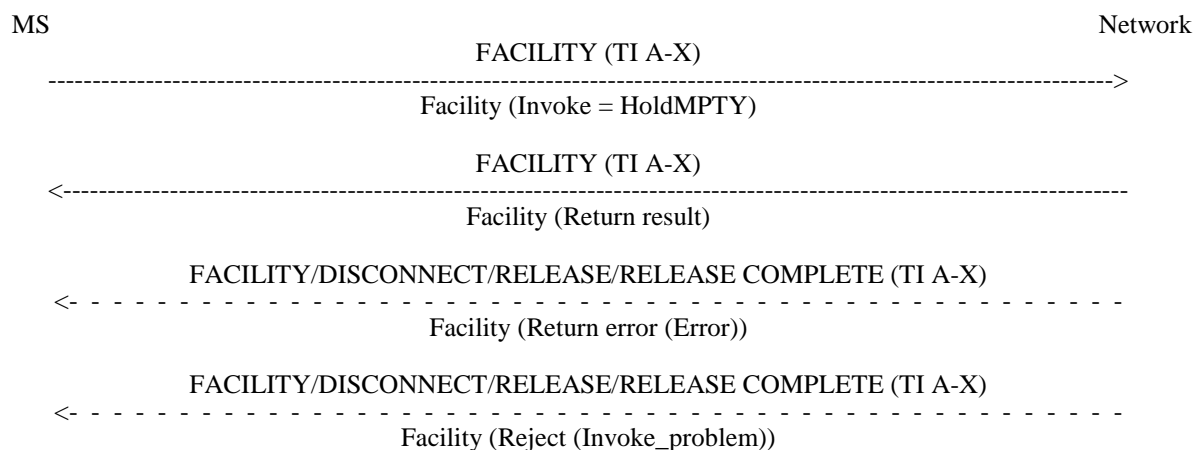
1.2.1 Served mobile subscriber

During an active MultiParty call the served mobile subscriber can request the network to:

1.2.1.1 Put the MultiParty call on hold

This is achieved by sending a FACILITY message to the network with any transaction identifier corresponding to a call within the MultiParty call. This requests the network to place the mobile subscriber's connection to the MultiParty call on hold. The network confirms with another message containing **the same** transaction identifier (see figure 1.4).

During the HoldMPTY operation the MS shall run a timer T(HoldMPTY). This timer is started when the operation is sent, and stopped when a response is received from the network. If this timer expires the MS shall assume that the operation has failed, locally release the invokeID, and may re-attempt the operation or inform the user of the failure.



NOTE: X = Any remote party in MultiParty call.

Figure 1.4: Served mobile subscriber places his connection to the MultiParty call on hold

No CallOnHold notification (see 3GPP TS 24.083 [25]) shall be sent towards the remote parties in the MultiParty call.

NOTE: Sending normal CallOnHold notification towards remote SIP parties would prevent them from communicating any longer with the other parties.

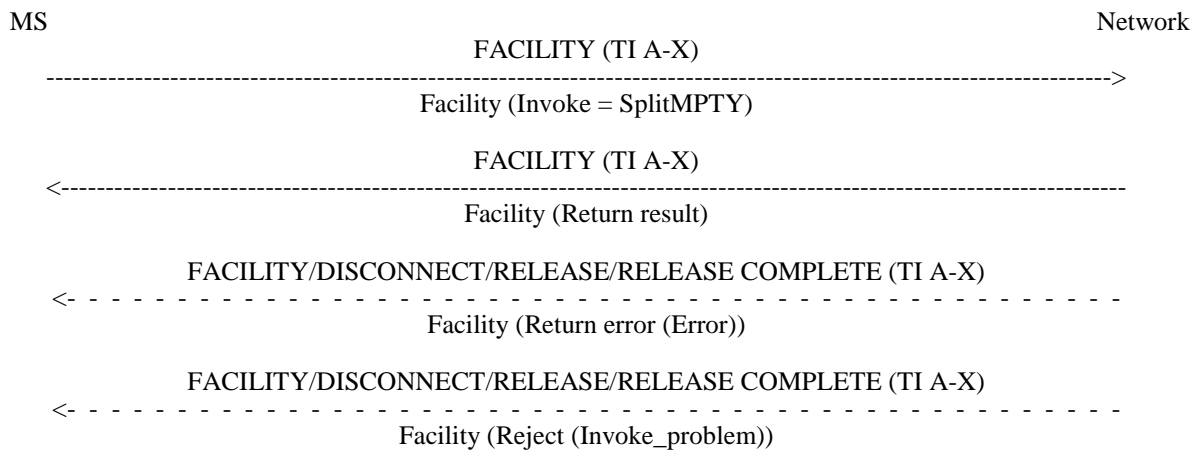
1.2.1.2 Create a private communication with one of the remote parties

To create a private communication with one of the remote parties, the served mobile will send a SplitMPTY message to the network (see figure 1.5).

The MSC Server controlling the server mobile subscriber A may send an ISUP CPG 'other party split' notification towards remote non-affected conferees, and a notification 'Conference Disconnected' towards a remote affected conferee.

NOTE: An incoming ISUP CPG 'other party split' and ISUP CPG 'Conference Disconnected' notifications are not mapped into any NotifySS message.

During the SplitMPTY operation the MS shall run a timer T(SplitMPTY). This timer is started when the operation is sent, and stopped when a response is received from the network. If this timer expires the MS shall assume that the operation has failed, locally release the invokeID, and may re-attempt the operation or inform the user of the failure.



NOTE: X = Party with which to establish a private communication.

Figure 1.5: Served mobile subscriber requests a private communication with a single remote party

When adding back the split/affected party to the conference, the MSC Server controlling the served mobile subscriber A shall send an ISUP CPG 'conference established' notification towards the affected party if an earlier 'Conference Disconnected' notification was sent, and an ISUP CPG 'other party added' notification towards the other remote parties if an earlier 'other party split' notification was sent.

1.2.1.3 Terminate the entire MultiParty call

The MultiParty call is terminated by disconnecting all individual parties as described in subclause 1.2.1.4.

1.2.1.4 Explicitly disconnect a remote party

Any remote party may be individually disconnected by initiation of call clearing as defined in 3GPP TS 24.008 with the same transaction identifier corresponding to that party.

1.2.2 Remote Parties

During an active MultiParty call any conferee is able to:

1.2.2.1 Release from the MultiParty call

In this case, the network will initiate the call clearing procedure towards the served mobile subscriber as defined in 3GPP TS 24.008 with the transaction identifier corresponding to the disconnecting party.

1.2.2.2 Place his connection to the MultiParty call on hold, and typically later retrieve it

Where a held/retrieved indication is received from any remote party, the network will forward this to the served mobile subscriber (see 3GPP TS 24.083).

1.3 Managing a held MultiParty call

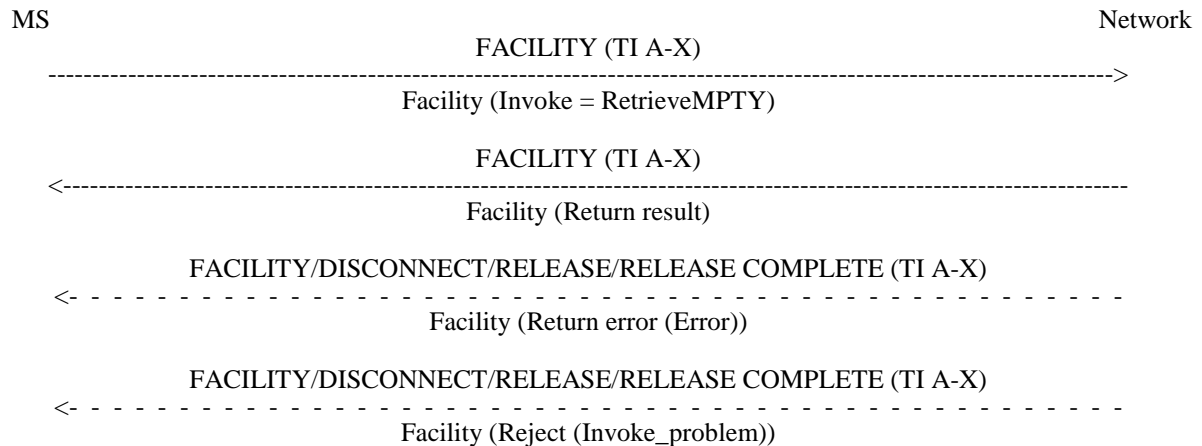
1.3.1 Served mobile subscriber

During a held MultiParty call the served mobile subscriber can request the network to:

1.3.1.1 Retrieve the held MultiParty call

To retrieve the held MultiParty call, a FACILITY message is sent to the network with a transaction identifier corresponding to any call in the MPTY. The network confirms the retrieval with another message containing **the same** transaction identifier (see figure 1.6).

During the RetrieveMPTY operation the MS shall run a timer T(RetrieveMPTY). This timer is started when the operation is sent, and stopped when a response is received from the network. If this timer expires the MS shall assume that the operation has failed, locally release the invokeID, and may re-attempt the operation or inform the user of the failure.



NOTE: X = Any remote party in MultiParty call.

Figure 1.6: Served mobile subscriber retrieves MultiParty call

No CallRetrieved notification shall be sent towards the remote parties in the MultiParty call.

1.3.1.2 Initiate a new call

This is achieved by normal call set-up procedures (3GPP TS 24.008).

1.3.1.3 Process a call waiting request

This is described in 3GPP TS 24.083.

1.3.1.4 Terminate the held MultiParty call

This is achieved by the same procedure as in subclause 1.2.1.3.

1.3.1.5 Explicitly disconnect a remote party

This is achieved by the same procedure as in subclause 1.2.1.4.

1.3.2 Remote parties

During a held MultiParty call any remote party is able to perform the same operations as described for an active MultiParty call in subclause 1.2.2.

1.4 Managing a single call and a MultiParty call

1.4.1 Served mobile subscriber

If the served mobile subscriber is connected to a MultiParty call (active or on hold) and another single call (active or on hold), he can request the network to:

1.4.1.1 Disconnect the single call

This is achieved by using the call clearing procedure as described in 3GPP TS 24.008 with the transaction identifier corresponding to the single call.

1.4.1.2 Disconnect the MPTY

This is achieved by the same procedure as disconnecting a held/active MPTY without another call (see subclauses 1.2.1 and 1.3.1).

1.4.1.3 Disconnect all calls

This is achieved by using the procedures in subclauses 1.4.1.1 and 1.4.1.2.

1.4.1.4 Add the single call to the MPTY

The served mobile subscriber may request the connection of all his calls, held and active, into an active MultiParty call at any time by sending a FACILITY message with the transaction identifier corresponding to any remote party and containing the BuildMPTY invoke component (see subclause 1.1). This procedure will apply whether the MultiParty call is on hold or active, and whether the single call is on hold or active.

If the request is successful, the new remote party, if previously held, will receive a MPTY notification and a CallRetrieved notification as shown in figure 1.2, and previously active remote parties will receive an MPTY notification as shown in figure 1.3. If the network did not receive a non-zero SS Screening indicator from the remote party's mobile station it shall not send a notification.

The MSC Server controlling the server mobile subscriber A shall send an ISUP CPG 'remote retrieval' or/and 'conference established' notification towards a new remote held party; it may send an ISUP CPG 'conference established' notification towards a new remote active party. It may also send an ISUP CPG 'other party added' notification towards the other remote parties.

NOTE: Sending a single ISUP CPG 'conference established' notification towards a new remote held party is possible if the remote node is able to derive the 'retrieve' notification from the 'conference established' notification.

An incoming ISUP CPG 'other party added' notification may be mapped into a NotifySS (MPTY indicator) as specified above.

If the request is unsuccessful e.g. because the maximum number of remote parties has already been reached, then an error is returned to the served mobile subscriber, as shown in figure 1.1. Error values are specified in 3GPP TS 24.080.

1.4.1.5 Alternate between the MPTY call and the single call

This procedure follows the Alternate procedure defined in 3GPP TS 24.083 with the exception that the MPTY call is held/retrieved using HoldMPTY/RetrieveMPTY in place of HOLD/RETRIEVE as follows:

Single call	MPTY call (Facility)
HOLD	Invoke (HoldMPTY)
HOLD ACKNOWLEDGE	Return result
HOLD REJECT	Return error (error)
RETRIEVE	Invoke (RetrieveMPTY)
RETRIEVE ACKNOWLEDGE	Return result
RETRIEVE REJECT	Return error (error)

1.5 Adding extra remote parties

Extra remote parties are added by placing the MultiParty call on hold (subclause 1.2.1.1), setting up a new connection (either a new call or a waiting call) and then sending a FACILITY message to the network requesting that the active call be joined with the MPTY, using the same signalling as for invocation (see figure 1.1). This results in an active MultiParty call.

Notifications are sent as for the initial invocation (i.e. the new remote party, if previously held, will receive a CallRetrieved notification and MPTY notification; all other party only receives an MPTY notification) (see figures 1.2 and 1.3). If the network did not receive a non-zero SS Screening indicator from the remote party's mobile station it shall not send a notification.

The MSC Server controlling the server mobile subscriber A shall send an ISUP CPG 'remote retrieval' or/and 'conference established' notification towards a new remote held party; it may send an ISUP CPG 'conference established' notification towards a new remote active party. It may also send an ISUP CPG 'other party added' notification towards the other remote parties.

NOTE: Sending a single ISUP CPG 'conference established' notification towards a new remote held party is possible if the remote node is able to derive the 'retrieve' notification from the 'conference established' notification.

An incoming ISUP CPG 'other party added' notification may be mapped into a NotifySS (MPTY indicator) as specified above.

If the request is not accepted, e.g. because the maximum number of remote parties has already been reached, then the error is indicated to the mobile station. Error values are specified in 3GPP TS 24.080.

1.6 Auxiliary states for MPTY

In the call hold service (3GPP TS 24.083), a two dimensional state space is defined, where the first dimension corresponds to the 3GPP TS 24.008 call control state and the second dimension corresponds to the call hold state (Idle, Hold Request, Call Held, Retrieve Request). For the purposes of the MPTY service, it is necessary to introduce another dimension to this state space, i.e. the MultiParty state.

There are four auxiliary states associated with the MPTY service:

- Idle;
- MPTY request;
 - A request has been made to add this call to the MPTY.
- Call in MPTY;
 - This call is in the MPTY.
- Split request;
 - A request has been made to remove this call from the MPTY.

These Auxiliary states apply in addition to the 3GPP TS 24.008 call control states and the 3GPP TS 24.083 call hold states. Thus for example, an active call in a held MPTY has the state (Active, Call held, Call in MPTY). Not all states are allowed, for example an MPTY cannot be split while it is held, so (Active, Call held, Split request) is forbidden.

1.7 Activation, deactivation, registration, erasure and interrogation

Activation, deactivation, registration, erasure and interrogation of the MultiParty service are not applicable.

1.8 Simultaneous use of MultiParty operations

The operations BuildMPTY, SplitMPTY, HoldMPTY and RetrieveMPTY interact with each other, and cannot be applied simultaneously. Once the mobile station has initiated one of these operations, it shall not initiate another MultiParty operation until the first operation has been acknowledged by the network, or the MS locally determines (due to timer expiry) that the first operation has failed.

The use of several MultiParty operations as different components in the same message is not allowed.

Annex A (informative): Change history

Change history						
TSG CN#	Spec	Version	CR	<Phase>	New Version	Subject/Comment
Apr 1999	GSM 04.84	6.0.0				Transferred to 3GPP CN1
CN#03	24.084			R99	3.0.0	Approved at CN#03
CN#11	24.084	3.0.0		Rel-4	4.0.0	Release 4 after CN#11
CN#16	24.084	4.0.0		Rel-4	4.0.1	References updated
CN#16	24.084	4.0.1		Rel-5	5.0.0	Release 5 created after CN#16
CN#26	24.084	5.0.0		Rel-6	6.0.0	Release 6 created after CN#26
CT#36	24.084	6.0.0		Rel-7	7.0.0	Upgraded unchanged from Rel-6
CT#42	24.084	7.0.0		Rel-8	8.0.0	Upgraded unchanged from Rel-7
CT#46	24.082	8.0.0	0002r1	Rel-9	9.0.0	MPTY notifications – remote SIP parties
2011-03	24.082	9.0.0	-	Rel-10	10.0.0	Update to Rel-10 version (MCC)
2012-09	24.082	10.0.0	-	Rel-11	11.0.0	Update to Rel-11 version (MCC)

History

Document history		
V11.0.0	October 2012	Publication