

ETSI TS 124 302 V8.1.0 (2009-03)

Technical Specification

**Universal Mobile Telecommunications System (UMTS);
LTE;
Access to the Evolved Packet Core (EPC)
via non-3GPP access networks;
Stage 3
(3GPP TS 24.302 version 8.1.0 Release 8)**



Reference

RTS/TSGC-0124302v810

Keywords

LTE, UMTS

ETSI

650 Route des Lucioles
F-06921 Sophia Antipolis Cedex - FRANCE

Tel.: +33 4 92 94 42 00 Fax: +33 4 93 65 47 16

Siret N° 348 623 562 00017 - NAF 742 C
Association à but non lucratif enregistrée à la
Sous-Préfecture de Grasse (06) N° 7803/88

Important notice

Individual copies of the present document can be downloaded from:

<http://www.etsi.org>

The present document may be made available in more than one electronic version or in print. In any case of existing or perceived difference in contents between such versions, the reference version is the Portable Document Format (PDF). In case of dispute, the reference shall be the printing on ETSI printers of the PDF version kept on a specific network drive within ETSI Secretariat.

Users of the present document should be aware that the document may be subject to revision or change of status. Information on the current status of this and other ETSI documents is available at

<http://portal.etsi.org/tb/status/status.asp>

If you find errors in the present document, please send your comment to one of the following services:

http://portal.etsi.org/chaicor/ETSI_support.asp

Copyright Notification

No part may be reproduced except as authorized by written permission.
The copyright and the foregoing restriction extend to reproduction in all media.

© European Telecommunications Standards Institute 2009.
All rights reserved.

DECTTM, **PLUGTESTS**TM, **UMTS**TM, **TIPHON**TM, the TIPHON logo and the ETSI logo are Trade Marks of ETSI registered for the benefit of its Members.

3GPPTM is a Trade Mark of ETSI registered for the benefit of its Members and of the 3GPP Organizational Partners.

LTETM is a Trade Mark of ETSI currently being registered

for the benefit of its Members and of the 3GPP Organizational Partners.

GSM[®] and the GSM logo are Trade Marks registered and owned by the GSM Association.

Intellectual Property Rights

IPRs essential or potentially essential to the present document may have been declared to ETSI. The information pertaining to these essential IPRs, if any, is publicly available for **ETSI members and non-members**, and can be found in ETSI SR 000 314: "*Intellectual Property Rights (IPRs); Essential, or potentially Essential, IPRs notified to ETSI in respect of ETSI standards*", which is available from the ETSI Secretariat. Latest updates are available on the ETSI Web server (<http://webapp.etsi.org/IPR/home.asp>).

Pursuant to the ETSI IPR Policy, no investigation, including IPR searches, has been carried out by ETSI. No guarantee can be given as to the existence of other IPRs not referenced in ETSI SR 000 314 (or the updates on the ETSI Web server) which are, or may be, or may become, essential to the present document.

Foreword

This Technical Specification (TS) has been produced by ETSI 3rd Generation Partnership Project (3GPP).

The present document may refer to technical specifications or reports using their 3GPP identities, UMTS identities or GSM identities. These should be interpreted as being references to the corresponding ETSI deliverables.

The cross reference between GSM, UMTS, 3GPP and ETSI identities can be found under <http://webapp.etsi.org/key/queryform.asp>.

Contents

Intellectual Property Rights	2
Foreword.....	2
Foreword.....	6
1 Scope	7
2 References	7
3 Definitions, symbols and abbreviations	9
3.1 Definitions	9
3.2 Abbreviations	9
4 General	10
4.1 Trusted and untrusted accesses.....	10
4.2 cdma2000 [®] HRPD Access System.....	10
4.3 WiMAX Access System.....	10
4.4 Identities	11
4.4.1 User identities	11
4.4.2 Identification of IP Services/PDN connections.....	11
4.4.3 FQDN for ePDG Selection	11
4.4.4 Access Network Identity.....	11
5 Network Discovery and Selection.....	11
5.1 Access network discovery and selection procedures.....	11
5.1.1 General.....	11
5.1.2 Access network discovery procedure.....	12
5.1.2.1 Triggering the discovery of operator preferred access networks with the ANDSF.....	12
5.1.2.2 Discovering availability of access networks	12
5.1.3 Access network selection procedure	12
5.1.3.1 General	12
5.1.3.2 Specific intra-technology access network selection	12
5.1.3.2.1 cdma2000 [®] HRPD access network selection.....	12
5.1.3.2.2 WiMAX NAP selection.....	12
5.2 EPC network selection	12
5.2.1 General.....	12
5.2.2 Generic EPC network selection procedure	13
5.2.2.1 Identification of the EPC.....	13
5.2.2.2 Selection at switch-on or recovery from lack of coverage	13
5.2.2.2.1 UE selection modes	13
5.2.2.2.2 Manual EPC network selection	13
5.2.2.2.3 Automatic EPC network selection.....	13
5.2.3 Access technology specific EPC network selection procedures	13
5.2.3.1 EPC network selection procedures for WiMAX	13
5.2.3.1.1 Identification of the EPC by the WiMAX access network	13
5.2.3.1.2 Selection at switch-on or recovery from lack of coverage.....	13
5.3 Network reselection.....	14
5.3.1 General.....	14
5.3.2 UE procedures	14
5.3.3 EPC procedures	14
6 UE – EPC Network protocols	14
6.1 General	14
6.2 Trusted and Untrusted Accesses.....	14
6.2.1 General.....	14
6.2.2 Pre-configured policies in the UE.....	15
6.2.3 Dynamic Indication.....	15
6.2.4 No trust relationship information.....	15
6.3 IP Mobility Mode Selection	15

6.3.1	General.....	15
6.3.2	Static Configuration of Inter-technology Mobility Mechanism	16
6.3.3	Dynamic Configuration of Inter-technology Mobility Mechanism.....	16
6.3.3.1	IPMS indication.....	16
6.3.3.1.1	IPMS indication from UE to 3GPP AAA server	16
6.3.3.1.2	IPMS indication from 3GPP AAA server to UE	17
6.4	Authentication and authorization for accessing EPC via a trusted non-3GPP access network	17
6.4.1	General.....	17
6.4.2	UE procedures	17
6.4.2.1	Identity Management	17
6.4.2.2	EAP-AKA and EAP-AKA' based Authentication.....	18
6.4.2.3	Full Authentication and Fast Re-authentication	18
6.4.2.4	Handling of the Access Network Identity	18
6.4.2.4.1	General	18
6.4.2.4.2	ANID indication from 3GPP AAA server to UE	18
6.4.2.4.3	UE check of ANID for HRPD CDMA 2000® access networks	19
6.4.2.4.4	UE check of ANID for WiMAX access networks.....	19
6.4.2.4.5	UE check of ANID for WLAN access networks	19
6.4.2.4.6	UE check of ANID for ETHERNET access networks	19
6.4.3	3GPP AAA server procedures	19
6.4.3.1	Identity Management	19
6.4.3.2	EAP-AKA and EAP-AKA' based Authentication.....	19
6.4.3.3	Full authentication and Fast Re-authentication	20
6.4.4	Multiple PDN Support for trusted non-3GPP access.....	20
6.5	Access authentication and authorization in an untrusted non-3GPP access network	20
6.5.1	General.....	20
6.5.2	Access authentication and authorization.....	20
6.5.2.1	General	20
6.5.2.2	UE procedures.....	21
6.5.2.3	3GPP AAA server procedures.....	21
6.5.3	Multiple PDN support for untrusted non-3GPP access network.....	21
6.6	UE - 3GPP EPC (cdma2000® HRPD Access).....	21
6.6.1	General.....	21
6.6.2	Non-emergency case.....	21
6.6.2.1	General	21
6.6.2.2	UE identities.....	21
6.6.2.3	cdma2000® HRPD access network identity	22
6.6.2.4	PLMN system selection	22
6.6.2.5	Trusted and untrusted accesses	22
6.6.2.6	IP mobility mode selection.....	22
6.6.2.7	Authentication and authorization for accessing EPC	22
6.6.3	Emergency case	22
6.7	UE - 3GPP EPC (WiMAX Access).....	22
6.7.1	General.....	22
6.7.2	Non-emergency case.....	22
6.7.2.1	General	22
6.7.2.2	UE identities.....	22
6.7.2.3	WiMAX access network identity	23
6.7.2.4	Selection of the Network Service Provider	23
6.7.2.5	Trusted and untrusted accesses	23
6.7.2.6	IP mobility mode selection.....	23
6.7.2.7	Authentication and authorization for accessing EPC	23
6.7.3	Emergency case	23
6.8	Communication over the S14.....	23
6.8.1	General.....	23
6.8.2	Interaction with the Access Network Discovery and Selection Function	24
6.8.2.1	General	24
6.8.2.2	UE procedures.....	24
6.8.2.2.1	UE discovering the ANDSF	24
6.8.2.2.1A	ANDSF communication security.....	24
6.8.2.2.2	Role of UE for Push model.....	25
6.8.2.2.3	Role of UE for Pull model.....	25

6.8.2.2.4	UE using information provided by ANDSF	25
6.8.2.3	ANDSF procedures	25
6.8.2.3.1	General	25
6.8.2.3.2	Role of ANDSF for Push model.....	25
6.8.2.3.3	Role of ANDSF for Pull model.....	26
7	Tunnel management procedures.....	26
7.1	General	26
7.2	UE procedures	26
7.2.1	Selection of the ePDG.....	26
7.2.2	Tunnel establishment	27
7.2.3	Tunnel modification.....	27
7.2.4	Tunnel disconnection.....	27
7.2.4.1	UE initiated disconnection	27
7.2.4.2	UE behaviour towards ePDG initiated disconnection	28
7.3	3GPP AAA server procedures.....	28
7.4	ePDG procedures.....	28
7.4.1	Tunnel establishment	28
7.4.2	Tunnel modification.....	29
7.4.3	Tunnel disconnection.....	29
7.4.3.1	ePDG initiated disconnection.....	29
7.4.3.2	ePDG behaviour towards UE initiated disconnection	29
8	PDU and parameters specific to the present document	30
8.1	3GPP specific coding information defined within present document	30
8.1.1	Access Network Identity format and coding.....	30
8.1.1.1	Generic format of the Access Network Identity.....	30
8.1.1.2	Definition of Access Network Identities for Specific Access Networks.....	30
8.2	IETF RFC coding information defined within present document	31
8.2.1	IPMS attributes	31
8.2.1.1	AT_IPMS_IND attribute.....	31
8.2.1.2	AT_IPMS_RES attribute	32
8.2.2	Access Network Identity indication attribute.....	33
8.2.2.1	Access Network Identity in the AT_KDF_INPUT attribute	33
8.2.3	Trust relationship indication attribute	33
8.2.3.1	AT_TRUST_IND attribute	33
8.2.4	IKEv2 Configuration Payloads attributes	33
8.2.4.1	HOME_AGENT_ADDRESS attribute.....	33
Annex A (informative):	Example signalling flows for inter-system change between 3GPP and non-3GPP systems using ANDSF	35
A.1	Scope of signalling flows	35
A.2	Signalling flow for inter-system change between 3GPP access network and non-3GPP access network.....	35
Annex B (informative):	Assignment of Access Network Identities in 3GPP.....	38
B.1	Access Network Identities.....	38
Annex C (informative):	Example usage of ANDSF	39
C.1	Scope of ANDSF Example.....	39
C.2	Organization of ANDSF Coverage Map for WiMAX Network discovery.....	39
C.3	Parameters in Pull mode.....	39
Annex D (informative):	Change history	41
History		43

Foreword

This Technical Specification has been produced by the 3rd Generation Partnership Project (3GPP).

The contents of the present document are subject to continuing work within the TSG and may change following formal TSG approval. Should the TSG modify the contents of the present document, it will be re-released by the TSG with an identifying change of release date and an increase in version number as follows:

Version x.y.z

where:

- x the first digit:
 - 1 presented to TSG for information;
 - 2 presented to TSG for approval;
 - 3 or greater indicates TSG approved document under change control.
- y the second digit is incremented for all changes of substance, i.e. technical enhancements, corrections, updates, etc.
- z the third digit is incremented when editorial only changes have been incorporated in the document.

1 Scope

The present document specifies the discovery and network selection procedures for access to 3GPP Evolved Packet Core (EPC) via non-3GPP access networks and includes Authentication and Access Authorization using Authentication, Authorization and Accounting (AAA) procedures used for the interworking of the 3GPP EPC and the non-3GPP access networks.

The present document also specifies the Tunnel management procedures used for establishing an end-to-end tunnel from the UE to the ePDG to the point of obtaining IP connectivity and includes the selection of the IP mobility mode.

The non-3GPP access networks considered in this present document are cdma2000[®] HRPD and Worldwide Interoperability for Microwave Access (WiMAX), and any access technologies covered in 3GPP TS 23.402 [6]. These non-3GPP access networks can be trusted or untrusted access networks.

The present document is applicable to the UE and the network. In this technical specification the network is the 3GPP EPC.

NOTE: cdma2000[®] is a registered trademark of the Telecommunications Industry Association (TIA-USA).

2 References

The following documents contain provisions which, through reference in this text, constitute provisions of the present document.

- References are either specific (identified by date of publication, edition number, version number, etc.) or non-specific.
- For a specific reference, subsequent revisions do not apply.
- For a non-specific reference, the latest version applies. In the case of a reference to a 3GPP document (including a GSM document), a non-specific reference implicitly refers to the latest version of that document *in the same Release as the present document*.

- [1] 3GPP TR 21.905: "Vocabulary for 3GPP Specifications".
- [2] 3GPP TS 22.071: "Location Services (LCS); Service description".
- [3] 3GPP TS 23.003: "Numbering, addressing and identification".
- [4] 3GPP TS 23.122: "Non-Access-Stratum (NAS) functions related to Mobile Station (MS) in idle mode".
- [5] 3GPP TS 23.401: "GPRS enhancements for E-UTRAN access".
- [6] 3GPP TS 23.402: "Architecture enhancements for non-3GPP accesses".
- [7] 3GPP TS 33.234: "3G security; Wireless Local Area Network (WLAN) interworking security".
- [8] 3GPP TR 29.803: "3GPP System Architecture Evolution: CT WG4 aspects".
- [9] 3GPP TS 24.234: "3GPP System to Wireless Local Area Network (WLAN) interworking; WLAN User Equipment (WLAN UE) to network protocols".
- [10] 3GPP TS 24.301: "Non-Access-Stratum (NAS) protocol for Evolved Packet System (EPS)".
- [11] 3GPP TS 24.303: "Mobility management based on Dual-Stack Mobile IPv6".
- [12] 3GPP TS 24.304: "Mobility management based on Mobile IPv4; User Equipment (UE) - Foreign Agent interface".
- [13] 3GPP TS 24.312: "Access Network Discovery and Selection Function (ANDSF) Management Object (MO)".

- [14] 3GPP TS 25.304: "User Equipment (UE) procedures in idle mode and procedures for cell reselection in connected mode".
- [15] 3GPP TS 33.402: "3GPP System Architecture Evolution: Security aspects of non-3GPP accesses".
- [16] 3GPP TS 36.304: "Evolved Universal Terrestrial Radio Access (E-UTRA); User Equipment (UE) procedures in idle mode".
- [17] 3GPP TS 29.273: "Evolved Packet System; 3GPP EPS AAA Interfaces".
- [18] 3GPP TS 29.275: "Proxy Mobile IPv6 (PMIPv6) based Mobility and Tunnelling protocols".
- [19] 3GPP TS 29.276: "Optimized Handover Procedures and Protocols between EUTRAN Access and cdma2000 HRPD Access".
- [20] 3GPP2 X.P0057-0: "E-UTRAN - HRPD Connectivity and Interworking: Core Network Aspects".

Editor's note: The above document cannot be formally referenced until it is published by 3GPP2, at which time it will be designated as X.S0057-0 rather than X.P0057-0.

- [21] 3GPP2 C.P0087-0: "E-UTRAN – HRPD and CDMA2000 1x Connectivity and Interworking: Air Interface Aspects".

Editor's note: The above document cannot be formally referenced until it is published by 3GPP2, at which time it will be designated as C.S0087-0 rather than C.P0087-0.

- [22] 3GPP2 C.S0024-0: "cdma2000[®] High Rate Packet Data Air Interface Specification".
- [23] 3GPP2 C.S0024-A: "cdma2000[®] High Rate Packet Data Air Interface Specification".
- [24] WiMAX Forum Network Architecture Release 1.0 version 1.2 – Stage 2: "Architecture Tenets, Reference Model and Reference Points", November 2007.
- [25] WiMAX Forum Network Architecture Release 1.0 version 1.2 – Stage 3: "Detailed Protocols and Procedures", November 2007.
- [26] WiMAX Forum Mobile System Profile Release 1.0 Approved Specification Revision 1.4.0, April 2007.
- [27] IEEE Std 802.16e-2005 and IEEE Std 802.16-2004/Cor1-2005: "IEEE Standard for Local and Metropolitan Area Networks, Part 16: Air Interface for Fixed and Mobile Broadband Wireless Access Systems Amendments 2 and Corrigendum 1", February 2006.
- [28] IETF RFC 4306 (December 2005): "Internet Key Exchange (IKEv2) Protocol".
- [29] IETF RFC 3748 (June 2004): "Extensible Authentication Protocol (EAP)".
- [30] IETF RFC 4301 (December 2005): "Security Architecture for the Internet Protocol".
- [31] IETF RFC 4555 (June 2006): "IKEv2 Mobility and Multihoming Protocol (MOBIKE)".
- [32] IETF RFC 4303 (December 2005): "IP Encapsulating Security Payload (ESP)".
- [33] IETF RFC 4187 (January 2006): "Extensible Authentication Protocol Method for 3rd Generation Authentication and Key Agreement (EAP-AKA)".
- [34] IETF RFC 3629 (November 2003): "UTF-8, a transformation format of ISO 10646".
- [35] IETF RFC 1035 (November 1987): "DOMAIN NAMES - IMPLEMENTATION AND SPECIFICATION".
- [36] Void.
- [37] draft-ietf-mipshop-mos-dhcp-options-10.txt (April 2008): "Dynamic Host Configuration Protocol (DHCPv4 and DHCPv6) Options for Mobility Server (MoS) discovery".

Editor's note: The above document cannot be formally referenced until it is published as an RFC.

- [38] draft-arkko-eap-aka-kdf-10.txt (October 2008): "Improved Extensible Authentication Protocol Method for 3rd Generation Authentication and Key Agreement (EAP-AKA)".

Editor's note: The above document cannot be formally referenced until it is published as an RFC.

- [39] OMA-ERELD-DM-V1_2: "Enabler Release Definition for OMA Device Management".
- [40] OMA Device Management Tree and Description Draft Version 1.2 – 15 (October 2008)
- [41] "Unicode 5.1.0, Unicode Standard Annex #15; Unicode Normalization Forms", March 2008. <http://www.unicode.org>.
- [42] 3GPP TS 33.220: "Generic Authentication Architecture (GAA); Generic bootstrapping architecture".
- [43] 3GPP TS 29.109: "Generic Authentication Architecture (GAA); Zh and Zn Interfaces based on the Diameter protocol".
- [44] 3GPP TS 33.222: "Generic Authentication Architecture (GAA); Access to network application functions using Hypertext Transfer Protocol over Transport Layer Security (HTTPS)".

3 Definitions, symbols and abbreviations

3.1 Definitions

For the purposes of the present document, the terms and definitions given in 3GPP TR 21.905 [1] and the following apply. A term defined in the present document takes precedence over the definition of the same term, if any, in 3GPP TR 21.905 [1].

For the purposes of the present document, the following terms and definitions given in 3GPP TS 23.402 [6] apply:

S2a
S2c

For the purposes of the present document, the following terms and definitions given in 3GPP TS 24.301 [10] apply:

Evolved packet core network
Evolved packet system

For the purposes of the present document, the following terms and definitions given in WiMAX Forum Network Architecture Release 1.0 version 1.2 – Stage 3 [25] apply:

Network Access Provider
Network Service Provider

3.2 Abbreviations

For the purposes of the present document, the abbreviations given in 3GPP TR 21.905 [1] and the following apply. An abbreviation defined in the present document takes precedence over the definition of the same abbreviation, if any, in 3GPP TR 21.905 [1].

AAA	Authentication, Authorization and Accounting
AKA	Authentication and Key Agreement
ANDSF	Access Network Discovery and Selection Function
ANID	Access Network Identity
APN	Access Point Name
DHCP	Dynamic Host Configuration Protocol
DNS	Domain Name System
DSMIPv6	Dual-Stack MIPv6
eAN/PCF	Evolved Access Network Packet Control Function
EAP	Extensible Authentication Protocol

EPC	Evolved Packet Core
ePDG	Evolved Packet Data Gateway
EPS	Evolved Packet System
ESP	Encapsulating Security Payload
FQDN	Fully Qualified Domain Name
HRPD	High Rate Packet Data
HSGW	HRPD Serving Gateway
IEEE	Institute of Electrical and Electronics Engineers
IKEv2	Internet Key Exchange version 2
IPMS	IP Mobility Mode Selection
NAI	Network Access Identifier
NAP	Network Access Provider
NBM	Network based mobility management
NSP	Network Service Provider
P-GW	PDN Gateway
PDU	Protocol Data Unit
S-GW	Serving Gateway
UE	User Equipment
UICC	Universal Integrated Circuit Card
W-APN	WLAN APN
WiMAX	Worldwide Interoperability for Microwave Access
WLAN	Wireless Local Area Network
WMF	WiMAX Forum

4 General

4.1 Trusted and untrusted accesses

The HPLMN operator of the EPC selects whether a connected non-3GPP IP access network is a trusted or untrusted IP access network.

For a trusted non-3GPP IP access network the communication between the UE and the EPC is secure. For an untrusted non-3GPP IP access network the communication between the UE and the EPC is not trusted to be secure.

For a trusted non-3GPP IP access network, all communication between the access network and the EPC is transferred over pre-established secure links. For an untrusted non-3GPP IP access network an IPSec tunnel needs to be established on a per access basis, if required, to secure communication between the UE and the EPC.

4.2 cdma2000[®] HRPD Access System

The cdma2000[®] HRPD system is a wireless mobile system developed under the auspices of 3GPP2. The cdma2000[®] HRPD system and its access network subsystem is compliant with 3GPP2 X.P0057-0 [20] and 3GPP2 C.P0087-0 [21], which define the core network and air interface aspects, respectively.

4.3 WiMAX Access System

The WiMAX system is a wireless mobile broadband system developed under the auspices of the WMF and the IEEE. The WiMAX system and its access network subsystem are compliant with WiMAX Forum Network Architecture Release 1.0 version 1.2 – Stage 2 [24]. The protocol architecture and signalling of the WiMAX system is specified in WiMAX Forum Network Architecture Release 1.0 version 1.2 – Stage 3 [25] which supports the air interface defined in WiMAX Forum Mobile System Profile Release 1.0 Approved Specification Revision 1.4.0 [26] specifying selected profiles of IEEE Std 802.16e-2005 and IEEE Std 802.16-2004/Cor1-2005 [27] that are to be supported. The WiMAX access system correspond to the WiMAX Access Service Network (ASN) and to relevant interfaces, as defined in WiMAX Forum Network Architecture Release 1.0 version 1.2 – Stage 3 [25].

4.4 Identities

4.4.1 User identities

The user identification shall be either the root NAI, or the decorated NAI as defined in 3GPP TS 23.003 [3], when the UE accesses the EPC via non-3GPP access networks, and gets authentication, authorization and accounting services from the EPC.

User identification in non-3GPP accesses may require additional identities that are out of the scope of 3GPP.

IETF RFC 4187 [33] and 3GPP TS 23.003 [3] provide definitions for UE and user identities although they use slightly different terms. Similar terms are also used in 3GPP TS 33.402 [15]. The following list provides term equivalencies and describes the relation between various user identities.

- The Root-NAI as specified in 3GPP TS 23.003 [3] is to be used as the permanent identity as specified in 3GPP TS 33.402 [15].
- The Fast-Reauthentication NAI as specified in 3GPP TS 23.003 [3] is to be used as the Fast-Reauthentication Identity or the re-authentication ID as specified in 3GPP TS 33.402 [15].
- The Pseudonym Identity as specified in 3GPP TS 23.003 [3] is to be used as the Pseudonym as specified in 3GPP TS 33.402 [15].

4.4.2 Identification of IP Services/PDN connections

For access to EPC the Access Point Name (APN) is used for identifying IP services/PDN connections. The detailed definition of APN as used for access to EPC is specified in 3GPP TS 23.003 [3]. APN is used in the IKEv2 signaling during tunnel establishment and tunnel modification.

4.4.3 FQDN for ePDG Selection

An ePDG Fully Qualified Domain Name (ePDG FQDN) is constructed by UE and used as input to the DNS mechanism for ePDG selection.

The detailed format of this ePDG FQDN is specified in 3GPP TS 23.003 [3].

4.4.4 Access Network Identity

For access to EPC through a trusted non-3GPP access network via S2a the UE has to use the Access Network Identity (ANID) in the key derivation (see 3GPP TS 33.402 [15]). The handling of the Access Network Identity is described in subclause 6.4.2.4 and the generic format and specific values for the Access Network Identity are defined in subclause 8.1.1.

5 Network Discovery and Selection

5.1 Access network discovery and selection procedures

5.1.1 General

In the access network discovery procedure the UE may get from the ANDSF information on available access networks in its vicinity. The UE may obtain this information by querying the ANDSF, and may use this information when determining the presence of operator preferred access networks. Determination of the presence of access networks requires using radio access specific procedures, which are not further described here.

The UE can first select an access network and then determine the presence of this access network, or first determine the presence of several access networks and then select between them. Finally the UE attempts to attach via that selected access network.

5.1.2 Access network discovery procedure

5.1.2.1 Triggering the discovery of operator preferred access networks with the ANDSF

The UE may initiate communications with the ANDSF for operator preferred access network discovery:

- when conditions set up within the policies available in the UE are met; or
- when a user requests for manual selection.

NOTE: The minimum allowed time interval between two consecutive UE initiated requests towards the ANDSF can be set by operator policies.

Editor's note: Additional triggers are FFS. Some triggers like the UE changing access networks could override the minimum interval setting. This issue is FFS.

5.1.2.2 Discovering availability of access networks

The UE may apply the techniques specific to the non-3GPP access technologies to discover available non-3GPP access networks. Such techniques will not be further described here.

In addition, the UE may signal to the ANDSF to obtain information on operator preferred access networks. The discovery of the ANDSF by the UE, the connection to the ANDSF by the UE and the signalling between the UE and the ANDSF are given in subclause 6.8.

5.1.3 Access network selection procedure

5.1.3.1 General

The access network selection may be classified as inter-technology or intra-technology.

The UE can use information received from ANDSF for inter-technology access network selection; other mechanisms for inter-technology access network selection are out of scope of this specification.

5.1.3.2 Specific intra-technology access network selection

In this release of the specification the use of the following specific intra-technology access network selection procedures is specified.

5.1.3.2.1 cdma2000[®] HRPD access network selection

The access network selection process for cdma2000[®] HRPD access networks shall follow 3GPP2 X.P0057-0 [20].

5.1.3.2.2 WiMAX NAP selection

The access network selection process for WiMAX which encompasses the NAP discovery and access, shall follow the WiMAX Forum Network Architecture Release 1.0 version 1.2 – Stage 3 [25].

5.2 EPC network selection

5.2.1 General

In this release of the specification, only generic and WiMAX specific EPC network selection is considered. The EPC network selection via cdma2000[®] HRPD access is given in 3GPP TS 23.122 [4].

The UE can utilize information received from ANDSF to which EPCs an access network is connected as described in 3GPP TS 24.312 [13]. Additionally, any technology specific means can be employed to acquire such information, but these are out of scope of this specification.

NOTE: There are no specific EPC network selection procedures specified for emergency access in this version of the specification.

5.2.2 Generic EPC network selection procedure

5.2.2.1 Identification of the EPC

The identification of EPC shall be based on one of the following:

- PLMN-Id (i.e. pair of MCC+MNC), as specified in 3GPP TS 23.003 [3]; or
- Home/Visited Network Realm/Domain, as specified in 3GPP TS 23.003 [3].

5.2.2.2 Selection at switch-on or recovery from lack of coverage

5.2.2.2.1 UE selection modes

Two modes of EPC network selection are defined, manual and automatic.

At switch-on or following recovery from lack of coverage, the UE shall select the EPC network according to the selected operating mode.

5.2.2.2.2 Manual EPC network selection

The UE shall present the list of available EPC networks, to which connectivity is provided through the selected non-3GPP access network, to the user. If UE's HPLMN or PLMNs equivalent to it are in this list, they shall be shown in the highest ranking order. The ordering of the rest of entries in the list is implementation dependent. If available, the UE should display names and/or realms/domains.

If multiple equivalent HPLMNs are available, then the display order among them is UE implementation specific.

5.2.2.2.3 Automatic EPC network selection

The UE may use locally stored data for selecting between EPC networks available for connectivity via the currently selected non-3GPP access network.

If UE's HPLMN or a PLMN equivalent to it is connected through the selected non-3GPP access network, one of them shall be selected.

If multiple equivalent PLMNs are available, then the choice among them is UE implementation specific.

Additional criteria are out of scope of this specification and remain implementation specific.

5.2.3 Access technology specific EPC network selection procedures

5.2.3.1 EPC network selection procedures for WiMAX

5.2.3.1.1 Identification of the EPC by the WiMAX access network

With WiMAX as a non-3GPP access network, the WiMAX NSP is mapped onto the EPC network operator. The NSP indication can be provided to the UE in accordance to WiMAX Forum Network Architecture Release 1.0 version 1.2 [25]. The WiMAX access network should advertise the NSP identity of the EPC in the MCC, MNC format.

5.2.3.1.2 Selection at switch-on or recovery from lack of coverage

5.2.3.1.2.1 UE selection modes

There are two modes of network selection, namely, manual network selection and automatic network selection.

At switch-on or following recovery from lack of coverage, the UE shall follow one of the following two procedures depending on its operating mode.

5.2.3.1.2.2 Manual EPC network selection

The manual network selection for WiMAX access shall follow the WiMAX Forum Network Architecture Release 1.0 version 1.2 – Stage 3 [25] with the following exceptions and additions:

- When presenting the list of available networks for user selection, the UE shall provide the network name of the related MCC + MNC pair. If that is not possible, the UE shall provide the MCC + MNC pair; and
- If the UE is unable to register to the user selected NSP, further UE action is implementation dependent.

5.2.3.1.2.3 Automatic EPC network selection)

The automatic network selection for WiMAX access shall follow the WiMAX Forum Network Architecture Release 1.0 version 1.2 – Stage 3 [25] without any exceptions or additions.

5.3 Network reselection

5.3.1 General

The network reselection procedure shall be executed based on the user's request or the operator's policy. Such operator policy for supporting network reselection can be provided by the ANDSF or can be pre-provisioned in the UE.

5.3.2 UE procedures

The UE may retrieve information from ANDSF, which includes available access network and operator's policy as specified in subclause 6.8.2.

The information which is retrieved from the ANDSF shall not impact the PLMN selection and reselection procedures specified in 3GPP TS 23.122 [4].

The network reselection procedure can be in automatic mode or manual mode dependent on UE configuration settings. For WiMAX access, the manual mode reselection shall follow the behaviour described in subclause 5.2.3.2 and the automatic mode reselection shall follow the behaviour described in subclause 5.2.3.3.

5.3.3 EPC procedures

The ANDSF shall send available access network(s) and operator's policy to the UE in response to the UE's request or based on the network triggers as specified in subclause 6.8.2.

6 UE – EPC Network protocols

6.1 General

6.2 Trusted and Untrusted Accesses

6.2.1 General

For a UE, the trust relationship of a non-3GPP IP access network is determined by the home PLMN operator. That trust relationship is indicated to the UE via the following methods:

- Pre-configured policies in the UE by the home PLMN operator.

- Dynamic indication during 3GPP-based access authentication.

For a trusted non-3GPP IP access network, the UE shall follow the access methods given in subclause 6.4. For an untrusted non-3GPP IP access network, the UE shall follow the access methods given in subclause 6.5.

If the dynamic trust relationship indication is received during 3GPP-based access authentication, the UE shall rely on the dynamic trust relationship indication. Otherwise the UE shall follow the pre-configured policies for a specific non-3GPP access network. If no dynamic indicator is received, and no pre-configured policy matches a specific non-3GPP access network where the UE attempts to access, the UE shall follow the procedure defined in subclause 6.2.4.

6.2.2 Pre-configured policies in the UE

The following types of policies can be pre-configured on the UE by the home PLMN operator:

- Pre-configured trust relationship policies for specific non-3GPP access technologies and/or PLMNs. For example, the UE may be configured to use the procedures for trusted access networks as described in subclause 6.4 as follows:
 - an access network of access technology X1 from PLMN Y1 is trusted; and/or
 - any access network of access technology X2 is trusted; and/or
 - any access network from PLMN Y2 is trusted; and/or
 - any access network is trusted.

The format of the pre-configured policies is not specified in this release of this specification.

6.2.3 Dynamic Indication

If the UE performs 3GPP-based access authentication, the 3GPP AAA server may send a trust relationship indicator of the non-3GPP access network to the UE during the EAP-AKA or EAP-AKA' based access authentication (i.e. EAP-AKA, EAP-AKA') as specified in 3GPP TS 33.402 [15]. The indicator is sent using a AT_TRUST_IND attribute, by extending the EAP-AKA (and EAP-AKA') protocol as specified in subclause 8.2 of IETF RFC 4187 [33]. This attribute is provided in EAP-Request/AKA-Challenge or EAP-Request/AKA'-Challenge message payload respectively. The detailed coding of this attribute is described in subclause 8.2.3.1.

6.2.4 No trust relationship information

If no dynamic indicator is received, and no pre-configured policies matches a specific non-3GPP access network where the UE attempts to access, the UE shall consider it as untrusted network and operate based on subclause 6.5.

6.3 IP Mobility Mode Selection

Editor's note: This subclause describes the IP mobility mode selection process. In particular this subclause needs to cover the information needed and who shall provide such information and at what point in time. The criteria on which IP Mobility Mode is selected shall also be described.

6.3.1 General

The IP mobility mechanisms supported between 3GPP and non-3GPP accesses within an operator and its roaming partner's network may be based on either:

- a) Static Configuration; or
- b) Dynamic Configuration.

The choice between a) and b) depends upon operators' preferences or roaming agreement or both.

6.3.2 Static Configuration of Inter-technology Mobility Mechanism

For networks deploying a single IP mobility management mechanism, the statically configured mobility mechanism can be access type or roaming agreement specific or both. The information about the mechanism to be used in such scenario is expected to be provisioned into the terminal and the network.

In static configuration, if there is a mismatch between the IP mobility mode mechanism parameters pre-configured in the network and in the UE, the UE may not be able to access the EPC. If the UE is able to access the EPC even if there is a mismatch between the IP mobility mode mechanisms, the network may not be able to provide session continuity for the UE.

6.3.3 Dynamic Configuration of Inter-technology Mobility Mechanism

Dynamic IP Mobility Mode Selection (IPMS) consist of two components:

- IP MM protocol selection between Network Based Mobility (NBM), DSMIPv6 or MIPv4
- Decision on IP address preservation if NBM is selected

Upon initial attachment to a non-3GPP access and upon handoff to non-3GPP accesses, the UE performs IPMS by providing an indication during network access authentication for EPC. For trusted access, the indication is provided before an IP address is allocated to the UE, while in untrusted access network, the indication is provided during IKEv2 tunnel establishment with the ePDG

When the UE provides an explicit indication for IPMS, then the network shall provide the indication to the UE identifying the selected mobility management mechanism.

When the dynamic IP mobility mode selection is used if the UE does not receive any indication of a selected mobility protocol after the UE provided an explicit indication, it is considered as an abnormal case and the UE may not get connectivity to the EPC.

NOTE: The scenarios for mobility mode selection are described in subclause 4.1.3 of 3GPP TS 23.402 [6].

6.3.3.1 IPMS indication

6.3.3.1.1 IPMS indication from UE to 3GPP AAA server

During network access authentication, UE may provide an explicit indication to the 3GPP AAA server about the supported mobility protocol by using an attribute in the EAP-AKA and EAP-AKA' protocols, to extend these protocols as specified in subclause 8.2 of IETF RFC 4187 [33]. This attribute is provided in EAP-Response/AKA-Challenge and corresponding EAP-AKA' message payload.

The UE may provide the indication for IPMS using AT_IPMS_IND attribute in EAP-AKA or EAP-AKA' if the UE receives the AT_RESULTS_IND attribute within the EAP-Request/AKA-Challenge message, or the EAP-Request/AKA-Challenge' message when EAP-AKA' is used, received from the 3GPP AAA server. If the UE provides the AT_IPMS_IND attribute within the EAP-Response/AKA-Challenge message payload, or the EAP-Response/AKA-Challenge' message payload when EAP-AKA' is used, the UE shall also provide the AT_RESULT_IND attribute within the message.

The UE indicates support for one or more mobility protocols in AT_IPMS_IND attribute as follows:

- the UE shall indicate support for DSMIPv6 if the UE supports DSMIPv6; and
- the UE shall indicate support for MIPv4 if the UE supports MIPv4; and
- during initial attach, the UE should indicate support for NBM if the UE supports address preservation based on NBM between the access it is attaching to and all other accesses that the UE supports.; or
- upon handover, the UE shall indicate support for NBM if the UE supports address preservation based on NBM while moving from source access network to target non-3GPP access network that the UE is attaching to.

If the UE does not support any mobility protocol then the UE shall not send the AT_IPMS_IND attribute to the 3GPP AAA server.

The preference of protocol may be indicated based on the policies configured on the UE. The detailed coding of this attribute is described in subclause 8.2.1.1.

Editor's note: The attribute AT_IPMS_IND defined in this subclause requires registration with the IANA. At the time of freezing of release 8, MCC should make this registration.

6.3.3.1.2 IPMS indication from 3GPP AAA server to UE

A 3GPP AAA server supporting IPMS shall include the AT_RESULT_IND attribute within the EAP-Request/AKA-Challenge and corresponding EAP-AKA' message payload.

If the UE provided an explicit indication as described in subclause 6.3.3, the 3GPP AAA server shall inform the UE of its decision on the mobility protocol and IP preservation mode by invoking an EAP-Request/AKA-Notification dialogue or an EAP-Request/AKA-Notification' dialogue when EAP-AKA' is used.

On selecting the mobility protocol based on UE indication, access network capabilities and network policies, the 3GPP AAA server shall indicate the selected protocol to the UE by using the AT_IPMS_RES attribute. If the 3GPP AAA server does not receive any indication from the UE, NBM shall be used for providing connectivity to the UE.

If the AT_IPMS_RES attribute indicates DSMIPv6 then the UE shall follow the procedures defined in 3GPP TS 24.303 [11].

If the AT_IPMS_RES attribute indicates MIPv4 support, then the UE shall follow the procedures defined in 3GPP TS 24.304 [12].

The detailed coding of this attribute is described in subclause 8.2.1.2.

Editor's note: The attribute AT_IPMS_RES defined in this subclause requires registration with the IANA. At the time of freezing of release 8, MCC should make this registration.

6.4 Authentication and authorization for accessing EPC via a trusted non-3GPP access network

6.4.1 General

For access to the EPC via a trusted non-3GPP access network, a connection shall be established between the UE and the trusted non-3GPP access network using signalling procedures specific to the trusted non-3GPP access network, which are out of scope of this present document.

Access authentication signalling for access to the EPC shall be executed between the UE and 3GPP AAA server to ensure mutual authentication of the user and the EPC. Such authentication is based on IETF protocols as specified in 3GPP TS 33.402 [15].

EAP-AKA' is used for access authentication in the trusted access network, according to 3GPP TS 33.402 [15], subclause 6.2. According to 3GPP TS 33.402 [15], subclause 6.1, EAP-AKA' can be skipped if conditions listed in subclause 9.2.2.1 of 3GPP TS 33.402 [15] are met.

If the access network does not support EAP-AKA or EAP-AKA' and the UE considers the access network as trusted, the UE shall access to the EPC only via S2c and any authentication method (EAP-based or otherwise) can be used for access authentication as long as the criteria set in 3GPP TS 33.402 [15], subclause 9.2.2.1 are met.

During S2c bootstrapping EAP-AKA authentication is performed between the UE and the PDN-GW as specified in 3GPP TS 24.303 [11] and 3GPP TS 33.402 [15].

6.4.2 UE procedures

6.4.2.1 Identity Management

The user identities to be used by the UE in the authentication and authorization for accessing EPC via a trusted non-3GPP access are the Root-NAI (permanent identity), Fast-Reauthentication NAI (Fast-Reauthentication Identity) and Pseudonym Identity and these identities are described in subclause 4.4.

6.4.2.2 EAP-AKA and EAP-AKA' based Authentication

The UE shall support EAP-AKA based authentication as specified in IETF RFC 4187 [33] and EAP-AKA' based authentication as specified in draft-arkko-eap-aka-kdf [38]. 3GPP TS 33.402 [15] specifies the conditions under which one or the other of these two methods is used.

During network access authentication, the UE may provide an explicit indication for IPMS by adding an attribute in the EAP-AKA or EAP-AKA' payload as defined in subclause 6.3.3.

During network access authentication, the 3GPP AAA server may provide the ANID to the UE, see subclause 6.4.2.4.

6.4.2.3 Full Authentication and Fast Re-authentication

The UE shall support both full authentication and fast re-authentication for EAP AKA as specified in IETF RFC 4187 [33] and for EAP-AKA' as specified in draft-arkko-eap-aka-kdf [38].

Full authentication is performed to generate new keys. The initial authentication shall be a full authentication as specified in 3GPP TS 33.402 [15]. For a full authentication either the Permanent Identity or the Pseudonym Identity is used.

According to 3GPP TS 33.402 [15] the fast re-authentication procedure uses the Fast Re-authentication Identity and is used for renewing the session keys.

The Permanent Identity is based on the IMSI of the UE. The Pseudonym Identity or the Fast Re-authentication Identity or both are provided to the UE by the 3GPP AAA server during the previous authentication procedure. The UE shall use the temporary identity (the Pseudonym Identity or the Fast Re-authentication Identity) only once.

If during an authentication request, the UE receives an EAP-Request/AKA-Identity message containing AT_PERMANENT_ID_REQ, the UE shall return the Permanent Identity in the AT_IDENTITY attribute of the EAP-Response/AKA-Identity. If the UE receives an EAP-Request/AKA'-Identity message containing AT_PERMANENT_ID_REQ, the UE shall return the Permanent Identity in the AT_IDENTITY attribute of the EAP-Response /AKA'-Identity message.

If during an authentication request, the UE receives an EAP-Request/AKA-Identity message which contains AT_FULLAUTH_ID_REQ, the UE shall return the Pseudonym Identity as the AT_IDENTITY within EAP-Response/AKA-Identity message if available. If the UE receives an EAP-Request/AKA'-Identity message containing AT_FULLAUTH_ID_REQ, the UE shall return the Pseudonym Identity as the AT_IDENTITY within the EAP-Response /AKA'-Identity message if available. Otherwise the UE shall return the Permanent Identity.

If during an authentication request, the UE receives an EAP-Request/AKA-Identity message or EAP-Request/AKA'-Identity message respectively, which contains AT_ANY_ID_REQ, the UE shall return the Fast Re-authentication Identity if available as the AT_IDENTITY. Otherwise the UE shall return the Pseudonym Identity.

6.4.2.4 Handling of the Access Network Identity

6.4.2.4.1 General

The 3GPP AAA server provides the UE with the ANID in EAP signalling. The UE can also obtain the ANID by access network specific means, which are out of scope of the present document. For some access networks the ANID can also be configured into the UE and the 3GPP AAA server.

NOTE: According to 3GPP TS 33.402 [15], the ANID is used by HSS and UE to generate transformed authentication vectors and therefore the ANID needs to be identical in the HSS and in the UE. The trusted non-3GPP access network first sends the ANID to the 3GPP AAA server via the STa reference point and the 3GPP AAA server sends the ANID to HSS via the SWx reference point, see 3GPP TS 29.273 [17], and to the UE as specified in this specification.

6.4.2.4.2 ANID indication from 3GPP AAA server to UE

When the 3GPP AAA server sends an EAP Request' or AKA-Challenge' message to the UE, the 3GPP AAA server shall include the ANID to be used when generating transformed authentication vectors, using the AT_KDF_INPUT attribute as described in subclause 8.2.2. The value and coding of this attribute is described in subclause 8.1.1.

6.4.2.4.3 UE check of ANID for HRPD CDMA 2000® access networks

The UE shall apply the rules for comparison of the locally determined ANID and the one received over EAP-AKA' as specified in draft-arkko-eap-aka-kdf [38]. The UE, or the user, may use the ANID as a basis for an optional decision whether the access network is authorized to serve the UE. E.g. the UE may compare the ANID against a list of preferred or barred ANIDs.

When the UE can locally determine based on physical layer or access network procedures that the UE is connected to a eHRPD network, the locally determined ANID is "HRPD". If the comparison check is successful and if either the optional access network authorization decision in the UE is positive or is not performed, the UE shall proceed; otherwise the UE shall abort the access procedure.

6.4.2.4.4 UE check of ANID for WiMAX access networks

The UE shall apply the rules for comparison of the locally determined ANID and the one received over EAP-AKA' as specified in draft-arkko-eap-aka-kdf [38]. The UE, or the user, may use the ANID as a basis for an optional decision whether the access network is authorized to serve the UE. E.g. the UE may compare the ANID against a list of preferred or barred ANIDs.

When the UE can locally determine based on physical layer or access network procedures that the UE is connected to a WiMAX access network, the locally determined ANID is "WiMAX". If the comparison check is successful and if either the optional access network authorization decision in the UE is positive or is not performed, the UE shall proceed; otherwise the UE shall abort the access procedure.

6.4.2.4.5 UE check of ANID for WLAN access networks

The UE shall apply the rules for comparison of the locally determined ANID and the one received over EAP-AKA' as specified in draft-arkko-eap-aka-kdf [38]. The UE, or the user, may use the ANID as a basis for an optional decision whether the access network is authorized to serve the UE. E.g. the UE may compare the ANID against a list of preferred or barred ANIDs.

When the UE can locally determine based on physical layer or access network procedures that the UE is connected to a WLAN network, the locally determined ANID is "WLAN". If the comparison check is successful and if either the optional access network authorization decision in the UE is positive or is not performed, the UE shall proceed; otherwise the UE shall abort the access procedure.

6.4.2.4.6 UE check of ANID for ETHERNET access networks

The UE shall apply the rules for comparison of the locally determined ANID and the one received over EAP-AKA' as specified in draft-arkko-eap-aka-kdf [38]. The UE, or the user, may use the ANID as a basis for an optional decision whether the access network is authorized to serve the UE. E.g. the UE may compare the ANID against a list of preferred or barred ANIDs.

When the UE can locally determine based on physical layer or access network procedures that the UE is connected to a Ethernet network, the locally determined ANID is "ETHERNET". If the comparison check is successful and if either the optional access network authorization decision in the UE is positive or is not performed, the UE shall proceed; otherwise the UE shall abort the access procedure.

6.4.3 3GPP AAA server procedures

6.4.3.1 Identity Management

The 3GPP AAA selects the pseudonym identity or the Fast Re-authentication Identity and returns the identity to the UE during the Authentication procedure as specified in 3GPP TS 33.402 [15]. The 3GPP AAA server shall maintain a mapping between the UE's permanent identity and the pseudonym identity and between the UE's permanent identity and the Fast Re-authentication Identity.

6.4.3.2 EAP-AKA and EAP-AKA' based Authentication

The 3GPP AAA server shall support EAP AKA based authentication as specified in IETF RFC 4187 [33] and EAP-AKA' based authentication as specified in draft-arkko-eap-aka-kdf [38]. 3GPP TS 33.402 [15] specifies the conditions

under which one or the other of these two methods is used. If the UE provides an explicit indication for the supported mobility protocols and the network supports multiple IP mobility mechanisms, the network shall select the protocol to be used and communicate the decision to the UE as defined in subclause 6.3.3.1.2.

6.4.3.3 Full authentication and Fast Re-authentication

The 3GPP AAA shall support full re-authentication and fast re-authentication as specified in IETF RFC 4187 [33].

The decision to use the fast re-authentication process is taken by the home network (i.e. the 3GPP AAA server) and is based on operator policies. If fast re-authentication is to be used, the home network shall indicate this to the UE by providing the Fast Re-authentication Identity to the UE during the authentication process.

When initiating an authentication, the home network shall indicate the type of authentication required by including either `AT_PERMANENT_ID_REQ` or `AT_FULLAUTH_ID_REQ` for Full authentication and `AT_ANY_ID_REQ` for Fast re-authentication in the EAP-Request/AKA-Identity message or the EAP-Request/AKA'-Identity message respectively.

The home network (i.e. the 3GPP AAA server) may upon receiving the Fast Re-authentication Identity in `AT_IDENTITY`, decide to proceed with the fast re-authentication or choose instead to initiate a full authentication. This decision is based on operator policies.

6.4.4 Multiple PDN Support for trusted non-3GPP access

Connectivity to Multiple PDNs via trusted non-3GPP access is supported in the EPS when the network policies, the non-3GPP access and user subscription allow it. The UE can establish connections to additional PDNs over S2a interface by sending a trigger for additional PDN connectivity specific to the non-3GPP access. The UE shall include an APN in this trigger to connect to the desired PDN. The UE shall also indicate the attach type to the trusted non-3GPP access during additional PDN connectivity. The attach type shall distinguish between initial attach and handover attach.

NOTE: The indication about Attach type is non-3GPP access network specific and its coding is out of scope of this specification.

If the UE supports dynamic mobility management mechanism then UE shall use the same mobility protocol selected by the network during initial authentication. The UE shall follow the procedures described in 3GPP TS 24.303 [11] to connect to multiple PDNs over S2c interface.

6.5 Access authentication and authorization in an untrusted non-3GPP access network

6.5.1 General

In order to attach to the evolved packet core network (EPC) via untrusted non-3GPP IP access, the UE first needs to be configured with a local IP address from the untrusted non-3GPP access network. Once the UE is configured with a local IP address, the UE shall select the Evolved Packet Data Gateway (ePDG) as described in subclause 7.2.1 and shall initiate the IPsec tunnel establishment procedure as described in subclause 7.2.2.

6.5.2 Access authentication and authorization

6.5.2.1 General

Authentication signalling for untrusted non-3GPP access to the EPC shall be executed between the UE and the 3GPP AAA server in the EPC to ensure mutual authentication of the user and the EPC.

Authorization of EPC access shall be performed by the 3GPP AAA server upon successful user authentication.

Access authentication signalling shall be based on IETF protocols, for e.g., Extensible Authentication Protocol (EAP) as specified in IETF RFC 3748 [29].

Editor's note: The choice of an authentication protocol is FFS.

6.5.2.2 UE procedures

6.5.2.3 3GPP AAA server procedures

Editor's note: It is assumed that within the present report, like in 3GPP TS 24.234 [9], no distinction needs to be made between roaming and non-roaming scenarios. I.e. within the scope of this report, the SWa and SWd reference points defined in 3GPP TS 23.402 [6] are considered to coincide. The SWd reference point between 3GPP AAA proxy and 3GPP AAA server will be described by CT4 in 3GPP TR 29.803 [8].

6.5.3 Multiple PDN support for untrusted non-3GPP access network

Connectivity to multiple PDNs via untrusted non-3GPP access when PMIPv6 is used is supported in the EPS when the network policies and the user subscription allow it. The UE shall establish connection to multiple PDNs when PMIPv6 is used by the ePDG, by establishing a new IPsec tunnel with the same ePDG as described in subclause 7.2.2. The UE shall follow the procedures described in 3GPP TS 24.303 [11] to connect to multiple PDNs over S2c interface. The decision on whether UE establishes multiple IPsec tunnels with the ePDG for connectivity to multiple PDNs is taken by the UE. This decision is based on either the static configuration which indicates which mobility protocol the UE shall use or based on the information of selected protocol indicated in the IPMS attribute received during initial tunnel establishment.

6.6 UE - 3GPP EPC (cdma2000[®] HRPD Access)

6.6.1 General

3GPP2 X.P0057-0 [20] defines the interworking architecture for access to the EPC via cdma2000[®] HRPD access networks. In particular, 3GPP2 X.P0057-0 [20] describes support for a UE using the cdma2000[®] HRPD air interface to access the EPC architecture defined in 3GPP TS 23.402 [6] by:

- specifying the use of the interface across the S2a reference point between the 3GPP2 HRPD Serving Gateway (HSGW) and the PDN Gateway (P-GW) in the EPC by referencing 3GPP TS 29.275 [18];
- specifying the use of the interface across the S101 reference point between the eAN/PCF in the 3GPP2 HRPD access network and the MME in the EPC by referencing 3GPP TS 29.276 [19];
- specifying the use of the user plane interface across the S103 reference point between the EPC Serving Gateway (S-GW) and the HSGW by referencing 3GPP TS 29.276 [19]; and
- describing the internal functions and responsibilities of the HSGW.

3GPP2 C.P0087-0 [21] defines the signalling requirements and procedures for UEs accessing the EPC via 3GPP2 HRPD access networks using the cdma2000[®] HRPD air interface. In particular, 3GPP2 C.P0087-0 [21]:

- defines the signalling extensions to the cdma2000[®] HRPD air interface defined in 3GPP2 C.S0024-0 [22] and 3GPP2 C.S0024-A [23] necessary to support interworking with the EPC and E-UTRAN; and
- defines the UE and eAN/PCF procedures and signalling formats to support bidirectional handoff between E-UTRAN and cdma2000[®] HRPD.

6.6.2 Non-emergency case

6.6.2.1 General

Subclauses 6.6.2.2 through 6.6.2.7 describe the particular requirements for access to the EPC via a cdma2000[®] HRPD access network in support of non-emergency accesses and services.

6.6.2.2 UE identities

The UE and network shall use the root NAI as specified in 3GPP TS 23.003 [3] for EPC access authentication when the UE obtains service via a cdma2000[®] HRPD access network connected to an EPC in the UE's HPLMN.

Additionally, the UE and network shall use the Fast-Reauthentication NAI and the Pseudonym Identity as described in subclause 4.4.

6.6.2.3 cdma2000[®] HRPD access network identity

The access network identity is described in 3GPP TS 23.003 [3] and in subclause 6.4.2.4 of this specification. For a cdma2000[®] HRPD network, the value and encoding of the access network identity is described in subclause 8.1.1. The 3GPP AAA server, HSS, and any visited network AAA proxy shall use the access network identity during EAP-AKA' authentication procedures (see 3GPP TS 33.402 [15]).

6.6.2.4 PLMN system selection

The UE shall rely on information provisioned by the home operator to facilitate the PLMN system selection process described in 3GPP TS 23.122 [4].

6.6.2.5 Trusted and untrusted accesses

The UE shall determine the trust relationship for access to the EPC via a cdma2000[®] HRPD access network as described in subclause 4.1.

6.6.2.6 IP mobility mode selection

The UE and network shall perform IP mobility mode selection as described in subclauses 6.3.3.1 and 6.4.3.2

6.6.2.7 Authentication and authorization for accessing EPC

The UE and 3GPP AAA server shall perform authentication and authorization procedures for access to the EPC as defined in 3GPP TS 33.402 [15].

6.6.3 Emergency case

NOTE: Procedures for handling emergency accesses or services are not specified within this release of the specification.

6.7 UE - 3GPP EPC (WiMAX Access)

6.7.1 General

The WiMAX system and its access network subsystem are described within WiMAX Forum Network Architecture Release 1.0 version 1.2 – Stage 2 [24]. The protocol architecture and signalling of the WiMAX system is specified in WiMAX Forum Network Architecture Release 1.0 version 1.2 – Stage 3 [25]. This protocol architecture and signalling supports the air interface defined in WiMAX Forum Mobile System Profile Release 1.0 Approved Specification Revision 1.4.0 [26] which specifies selected profiles of IEEE Std 802.16e-2005 and IEEE Std 802.16-2004/Cor1-2005 [27].

6.7.2 Non-emergency case

6.7.2.1 General

Subclauses 6.7.2.2 through 6.7.2.7 describe the particular requirements for access to the EPC via a WiMAX access network in support of non-emergency accesses and services.

6.7.2.2 UE identities

The UE and network shall use the root NAI as specified in 3GPP TS 23.003 [3] for EPC access authentication when the UE obtains service via a WiMAX access network connected to an EPC in the UE's HPLMN.

Editor's note: Whether the UE and network shall use the root NAI or decorated NAI for EPC access authentication when the UE obtains service from the EPC via a WiMAX access network serving as a VPLMN is for further study.

Additionally, the UE and network shall use the Fast-Reauthentication NAI and the Pseudonym Identity as described in subclause 4.4.

6.7.2.3 WiMAX access network identity

The access network identity is described in 3GPP TS 23.003 [3] and in subclause 6.4.2.4 of this specification. For a WiMAX network, the value and encoding of the access network identity is described in subclause 8.1.1. The 3GPP AAA server, HSS, and any visited network AAA proxy shall use the access network identity during EAP-AKA authentication procedures (see 3GPP TS 33.402 [15]).

6.7.2.4 Selection of the Network Service Provider

The UE shall use WIMAX-specific procedures described in WiMAX Forum Network Architecture Release 1.0 version 1.2 – Stage 3 [25] to discover and select the highest priority Network Service Provider (NSP) which is available and allowable.

6.7.2.5 Trusted and untrusted accesses

The UE shall determine the trust relationship for access to the EPC via a WiMAX access network as described in subclause 4.1.

6.7.2.6 IP mobility mode selection

The UE and network shall perform IP mobility mode selection as described in subclauses 6.3.3.1 and 6.4.3.2.

6.7.2.7 Authentication and authorization for accessing EPC

Editor's note: This subclause will identify any particular options, if any, with respect to the authentication and authorization processes used by the UE and 3GPP AAA server for UEs accessing the EPC via a WiMAX access network. In particular, any requirements defined in WiMAX specifications which mandate the use of any options described in subclause 6.4 or 3GPP TS 33.402 [15] should be identified within this subclause.

6.7.3 Emergency case

NOTE: Procedures for handling emergency accesses or services are not specified within this release of the specification

6.8 Communication over the S14

6.8.1 General

In order to assist the UE with performing access network discovery and selection, ANDSF provides a set of information to the UE. This information contains the access network discovery and selection information to assist the UE with selecting the access network or the inter-system mobility policy to control and assist the UE with performing the inter-system change or both.

This set of information can either be provisioned in the UE by the home operator, or provided to the UE by the ANDSF over the S14 reference point via pull or push mechanisms as defined in 3GPP TS 23.402 [6] by means of the access network discovery and selection procedures as described in subclause 6.8.2.

The ANDSF is located in the subscriber's home operator network and needs to be discovered by the UE. Through push mechanisms the ANDSF can provide assistance information to the UE e.g. if the UE has previously used pull based ANDSF procedure or if OMA-DM bootstrapping is used as described in subclause 6.8.2.2.1A. Through pull

mechanisms the UE can send a request to the ANDSF in order to get assistance information for access network discovery and selection.

ANDSF shall comply with local, national and regional requirements regarding the privacy and confidentiality of location information.

NOTE: The regulation and legislations of the home operator of the ANDSF server determines whether the ANDSF server can store the user's location information.

6.8.2 Interaction with the Access Network Discovery and Selection Function

6.8.2.1 General

The S14 interface enables IP level communication between the UE and ANDSF. The protocols supported by the S14 interface are realized above the IP level. Both pull and push mechanisms may be supported for communication between the UE and the ANDSF. A combination of pull and push mechanisms may also be supported.

The information is transferred between the UE and ANDSF using OMA DM as defined in OMA-ERELED-DM-V1_2 [39] with the management object as specified in 3GPP TS 24.312 [13].

6.8.2.2 UE procedures

6.8.2.2.1 UE discovering the ANDSF

The IP address of the ANDSF can be provisioned in the UE by the home operator. If not provisioned in the UE, the domain name or the IP address of the ANDSF can also be discovered by the UE by means of the DHCP query as specified in draft-ietf-mipshop-mos-dhcp-options [37]. The ANDSF IP address by which the UE can contact the ANDSF can also be obtained by the UE through a DNS lookup as specified in IETF RFC 1035 [35]. The QNAME shall be set to the ANDSF-SN FQDN, as defined in 3GPP TS 23.003 [3].

NOTE: The UE discovery and interaction with the ANDSF of the visited network while roaming is not specified in this release of the specification.

Editor's note: Other solution for the UE to retrieve the IP address of the ANDSF is FFS.

When performing DNS resolution, the UE shall build a Fully Qualified Domain Name (FQDN) for the DNS request and select the IP address of the ANDSF included in the DNS response message.

When performing DHCP resolution, the UE shall perform DHCP query and select the IP address of the ANDSF offered by the DHCP Server, or perform another DNS query to get the IP address of the ANDSF when the DHCP Server only provides the domain name of the ANDSF.

6.8.2.2.1A ANDSF communication security

According to 3GPP TS 33.402 [15], the UE and ANDSF shall use PSK TLS with GBA based shared key-based mutual authentication between UE and ANDSF as specified by subclause 5.4 of 3GPP TS 33.222 [44].

In accordance with 3GPP TS 29.109 [43], the BSF shall provide either the UE's IMSI or IMPI to NAF, ie the ANDSF server.

OMA-DM's application level authentication mechanism does not need to be used with ANDSF, since mutual security association is already established on transport level using PSK-TLS as specified in 3GPP TS 33.402 [15]. According to OMA-ERELED-DM-V1_2 [39], however, each Managed Object (MO) shall have an access control list (ACL) that lists authorized OMA DM servers. In order to comply with OMA-ERELED-DM-V1_2 [39], the ANDSF-SN FQDN shall be used as server name in the ACL list.

If the UE does not support the ANDSF security mechanism as specified in 3GPP TS 33.402 [15], or if the operator does not implement the GAA bootstrap framework specified in 3GPP TS 33.220 [42], appropriate communication security can be established with the ANDSF in HPLMN using OMA-DM's bootstrap and secure http (https) mechanism according to OMA-ERELED-DM-V1_2 [39].

6.8.2.2.2 Role of UE for Push model

The GAA security solution specified in 3GPP TS 33.402 [15] does not specify a push message or security support for any push message that ANDSF could send to the UE to initiate ANDSF information exchange with the UE. If a TLS connection is released, it can only be re-established by the UE, not by ANDSF.

The UE shall implement the push model of ANDSF in accordance with OMA-ERELD-DM-V1_2 [39] using WAP Push, which is applicable for 3GPP access networks only. In the push procedure, the ANDSF sends a notification SMS to the UE without establishing a data connection with the UE. The reception of the notification SMS message triggers the UE to establish the ANDSF secure data connection using the information received in the notification SMS.

6.8.2.2.3 Role of UE for Pull model

In the pull model of communication, the UE sends a query to ANDSF to retrieve or update inter-system mobility policy or information about available access networks in its vicinity or both. The UE will wait for an implementation dependent time for an answer from the ANDSF. If ANDSF does not respond within that time, further action by the UE is implementation dependent. The UE may store the information with version identifier received from network. The ANDSF can generate the version identifier e.g. by using time stamp, version number or some other unique identifier as specified in OMA Device Management Tree and Description Draft Version 1.2 [40]. The UE may include the following information in the request:

- 1) UE's current location; the format of the location is described as UE_Location in ANDSF MO defined in 3GPP TS 24.312 [13];

Editor's note: Other information that may be provided by the UE in request message is FFS.

- 2) Version identifier of the previous update received from network.

After communicating with ANDSF, the UE may be provided with updated inter-system policy and information about available access networks. The list of the information is described in subclause 6.8.2.3.3 and the correspondent ANDSF MO is defined in 3GPP TS 24.312 [13].

The UE may start Pull model communication with ANDSF based upon the information previously received by ANDSF (e.g. based on the value of UpdatePolicy leaf defined in 3GPP TS 24.312 [13]).

NOTE: Mechanisms to limit the frequency of queries transmission from the UE to the ANDSF are implementation dependant.

6.8.2.2.4 UE using information provided by ANDSF

Network detection and selection shall take into account the access network specific requirements and the UE's local policy, e.g. user preference settings, access history, etc, along with the information provided by the ANDSF when selecting an access network. The local policy and the information provided by the ANDSF shall be used by the UE in an implementation dependent way to limit the undesired alternating between access systems, e.g. ping-pong type of inter-system changes. However, the use of such information from the ANDSF shall not be in contradiction to functions specified in 3GPP TS 23.122 [4], 3GPP TS 25.304 [14] and 3GPP TS 36.304 [16].

6.8.2.3 ANDSF procedures

6.8.2.3.1 General

The ANDSF provides information about inter-system mobility policy or information about available access networks in the vicinity of the UE or both. The inter-system mobility policies may be organized in a hierarchy and a priority order among multiple policies may determine which policy has the highest priority. The policies may indicate preference of one access network over another or may restrict inter-system mobility to a particular access network under certain conditions. The ANDSF may also specify validity conditions which indicate when a policy is valid. Such conditions may be based on time duration, location, etc.

6.8.2.3.2 Role of ANDSF for Push model

In the push model, based on implementation dependant network events, the ANDSF server may send a notification SMS to trigger the UE to start interacting with ANDSF server. After a secure connection is established according to

subclause 6.8.2.2.1A, the ANDSF may update the inter-system mobility policy in the UE or inform the UE about available access networks in the vicinity of the UE. The ANDSF shall be able to limit the information provided to the UE. This can be based on UE's current location, UE capabilities, etc.

6.8.2.3.3 Role of ANDSF for Pull model

When contacted by UE, ANDSF may interact with the UE in order to provide the UE with inter-system mobility policy or information about available access networks in the vicinity of the UE or both. In case of information about available access networks, the ANDSF provides the following information about each available access networks in the form of a list containing:

- 1) Type of Access network (e.g. WLAN, WiMAX);
- 2) Location of Access Network (e.g. 3GPP location);
- 3) Access Network specific information (e.g. WLAN information, WiMAX information); and
- 4) Operator differentiated text field (if supported, e.g. if WINDS MO defined in 3GPP TS 24.312 [13] is used).

The detailed list of information is described in 3GPP TS 24.312 [13].

7 Tunnel management procedures

7.1 General

The purpose of tunnel management procedures is to define the procedures for establishment or disconnection of an end-to-end tunnel between the UE and the ePDG. The tunnel establishment procedure is always initiated by the UE, whereas the tunnel disconnection procedure can be initiated by the UE or the ePDG.

The tunnel is an IPsec tunnel (see IETF RFC 4301 [30]) established via an IKEv2 protocol exchange IETF RFC 4306 [28] between the UE and the ePDG. The UE may indicate support for IETF RFC 4555 [31]. The security mechanisms for tunnel setup using IPsec and IKEv2 are specified in 3GPP TS 33.234 [7].

7.2 UE procedures

7.2.1 Selection of the ePDG

For dynamic selection of the ePDG the UE shall support the implementation of standard DNS mechanisms in order to retrieve the IP address(es) of the ePDG. The input to the DNS query is an ePDG FQDN as specified in subclause 4.4.3 and in 3GPP TS 23.003 [3]. The ePDG FQDN contains a PLMN ID as Operator Identifier. The UE selects the PLMN ID used in the ePDG FQDN based on the conditions described below.

If the UE performs an initial attach to the untrusted non-3GPP access network and:

- the access specific signalling provides to the UE a list of available PLMN ID(s) served by the access network, the UE shall include in the ePDG FQDN a PLMN ID as described in 3GPP TS 24.234 [9].
- the access specific signalling does not provide to the UE a list of available PLMN ID(s) served by the access network, the UE shall include the HPLMN ID in the ePDG FQDN.

If the UE performs a handover attach without having been connected to an ePDG before the handover, the UE shall include in the ePDG FQDN the PLMN ID, which identifies the PLMN used before the handover.

Upon reception of a DNS response containing one or more IP addresses of ePDGs, the UE shall select an IP address of ePDG with the same IP version as its local IP address.

The UE shall select only one ePDG also in case of multiple PDN connections.

NOTE: During handover between two untrusted non-3GPP access networks, the UE can initiate tunnel establishment to another ePDG while still being attached to the current ePDG.

7.2.2 Tunnel establishment

Once the ePDG has been selected, the UE shall initiate the IPsec tunnel establishment procedure using the IKEv2 protocol as defined in IETF RFC 4306 [28].

The UE shall send an IKE_SA_INIT request message to the selected ePDG in order to setup an IKE connection. Upon receipt of an IKE_SA_INIT response, the UE shall send an IKE_AUTH request message to the ePDG, including the type of IP address (IPv4 or IPv6 or both) that needs to be configured in an IKEv2 CFG_REQUEST Configuration Payload. If the UE requests for both IPv4 and IPv6 addresses, it shall send two configuration attributes in the CFG_REQUEST Configuration Payload, one for the IPv4 address and the other for the IPv6 address. The IKE_AUTH request message shall contain in "IDr" payload the APN and in the "IDi" payload the NAI. The UE indicates a request for the default APN by omitting IDr payload, which is in accordance with IKEv2 RFC4306 [28]. The IKE_AUTH request message may contain in a notify payload an indication that MOBIKE is supported by the UE.

During the IKEv2 authentication and tunnel establishment, UE shall provide an explicit indication about the supported mobility protocol as described in subclause 6.3.3.1.

During the IKEv2 authentication and tunnel establishment, UE shall provide an indication about Attach Type, which indicates Initial Attach or Handover Attach. To indicate attach due to handover the UE shall include the allocated home address(es) during the IKEv2 tunnel setup. For initial attach the UE shall not include the allocated home address(es) during the IKEv2 tunnel establishment.

The UE shall support IPsec ESP (see IETF RFC 4303 [32]) in order to provide secure tunnels between the UE and the ePDG as specified in 3GPP TS 33.402 [15].

If the UE supports DSMIPv6, the UE may request the HA IP address(es), by including a corresponding CFG_REQUEST Configuration Payload containing a HOME_AGENT_ADDRESS attribute. The HOME_AGENT_ADDRESS attribute content is defined in subclause 8.2.4.1. The HA IP address(es) requested in this attribute are for the APN for which the IPsec tunnel with the ePDG is set-up. In the CFG_REQUEST, the UE sets respectively the IPv6 address field and the optional IPv4 address field of the HOME_AGENT_ADDRESS attribute to 0::0 and to 0.0.0.0.

In case the UE wants to establish multiple PDN connections and if the UE uses DSMIPv6 for mobility management, the UE shall use DNS as defined in 3GPP TS 24.303 [11] to discover the HA IP address(es) for the additional PDN connections after IKEv2 tunnel was established to the ePDG.

7.2.3 Tunnel modification

This procedure is used if MOBIKE as defined in IETF RFC 4555 [31] is supported by the UE.

When there is a change of local IP address for the UE, the UE shall update the IKE security association with the new address, and shall update the IPsec security association associated with this IKE security association with the new address. The UE shall then send an INFORMATIONAL request containing the UPDATE_SA_ADDRESSES notification to the ePDG.

If, further to this update, the UE receives an INFORMATIONAL request with a COOKIE2 notification present, the UE shall copy the notification to the COOKIE2 notification of an INFORMATIONAL response and send it to the ePDG.

7.2.4 Tunnel disconnection

7.2.4.1 UE initiated disconnection

The UE shall use the procedures defined in the IKEv2 protocol (see IETF RFC 4306 [28]) to disconnect an IPsec tunnel to the ePDG. The UE shall close the incoming security associations associated with the tunnel and instruct the ePDG to do the same by sending the INFORMATIONAL request message including a "DELETE" payload. The DELETE payload shall contain either:

- i) Protocol ID set to "1" and no subsequent Security Parameters Indexes (SPIs) in the payload. This indicates closing of IKE security association, and implies the deletion of all IPsec ESP security associations that were negotiated within the IKE security association; or

- ii) Protocol ID set to "3" for ESP. The Security Parameters Indexes included in the payload shall correspond to the particular incoming ESP security associations at the UE for the given tunnel in question.

7.2.4.2 UE behaviour towards ePDG initiated disconnection

On receipt of the INFORMATIONAL request message including "DELETE" payload, indicating that the ePDG is attempting tunnel disconnection, the UE shall:

- i) Close all security associations identified within the DELETE payload (these security associations correspond to outgoing security associations from the UE perspective). If no security associations were present in the DELETE payload, and the protocol ID was set to "1", the UE shall close the IKE security association, and all IPsec ESP security associations that were negotiated within it towards the ePDG; and
- ii) The UE shall delete the incoming security associations corresponding to the outgoing security associations identified in the "DELETE" payload.

The UE shall send an INFORMATIONAL response message. If the INFORMATIONAL request message contained a list of security associations, the INFORMATIONAL response message shall contain a list of security associations deleted in step (ii) above.

If the UE is unable to comply with the INFORMATIONAL request message, the UE shall send INFORMATION response message with either:

- i) A NOTIFY payload of type "INVALID_SPI", for the case that it could not identify one or more of the Security Parameters Indexes in the message from the ePDG; or
- ii) A more general NOTIFY payload type. This payload type is implementation dependent.

7.3 3GPP AAA server procedures

The UE – 3GPP AAA server procedures are as specified in 3GPP TS 29.273 [17] and 3GPP TS 33.402 [15].

7.4 ePDG procedures

7.4.1 Tunnel establishment

Upon receipt of an IKE_AUTH request message from the UE requesting the establishment of a tunnel, the ePDG shall proceed with authorization and authentication. The procedure is based on the one described in 3GPP TS 33.234 [7], with the following differences:

- ePDG is substituted for PDG,
- EAP-SIM authentication is not allowed,
- dynamical configuration of two types of IP addresses (IPv4 and IPv6),
- allocation of Home Agent address(es) for subsequent DSMIPv6 related signalling,
- instead of W-APN the full APN is transferred.

The ePDG shall proceed with IPsec tunnel setup completion and relay in the IKEv2 Configuration Payload (CFG_REPLY) of the final IKE_AUTH response message the remote IP address assigned to the UE. If the UE requested both an IPv4 address and an IPv6 address, both are allocated to the UE via a single CFG_REPLY Configuration Payload containing two configuration attributes, one for the IPv4 address, the other for the IPv6 address, else only the IP address of the requested IP version is allocated. If the UE requested the Home Agent identity, the ePDG may allocate these in a CFG_REPLY Configuration Payload with the corresponding number of configuration attributes. An IPsec tunnel is now established between the UE and the ePDG. The ePDG also includes the identity of the associated PDN (APN) in the IDr payload of IKEv2. If the UE provided APN to the ePDG during the tunnel establishment, the ePDG shall not change the provided APN.

If the UE indicates Handover Attach by including the allocated home address(es) and the ePDG obtains one or more PDN GW identities from the AAA server, the ePDG shall use these identified PDN GWs in the subsequent PGW

selection process. If the UE indicates Initial Attach i.e. home address(es) not included, the ePDG may run its initial PDN GW selection process to determine the PDN GW without using the received PDN GW identities.

Editor's note: In case of IPv6, it is FFS whether an IPv6 address or an IPv6 prefix is allocated to the UE.

Editor's note: The implications of the IP mobility mode selection procedure on this section are FFS.

The ePDG shall support IPsec ESP (see IETF RFC 4303 [32]) in order to provide secure tunnels between the UE and the ePDG as specified in 3GPP TS 33.402 [15].

During the IKEv2 authentication and tunnel establishment, if the UE requested the HA IP address(es) and if DSMIPv6 was chosen and if the HA IP address(es) are available, the ePDG shall provide the HA IP address(es) (IPv6 address and optionally IPv4 address) for the corresponding APN as specified by the "IDr" payload in the IKE_AUTH request message by including in the CFG_REPLY Configuration Payload a HOME_AGENT_ADDRESS attribute. In the CFG_REPLY, the ePDG sets respectively the IPv6 Home Agent address field and optionally the IPv4 Home Agent address field of the HOME_AGENT_ADDRESS attribute to the IPv6 address of the HA and to the IPv4 address of the HA. If no IPv4 HA address is available at the ePDG or if it was not requested by the UE, the ePDG shall omit the IPv4 Home Agent Address field. If the ePDG is not able to provide an IPv6 HA address for the corresponding APN, then the ePDG shall not include a HOME_AGENT_ADDRESS attribute in the CFG_REPLY.

7.4.2 Tunnel modification

When receiving an INFORMATIONAL request containing the UPDATE_SA_ADDRESSES notification, the ePDG shall check the validity of the IP address and update the IP address in the IKE security association with the values from the IP header. The ePDG shall reply with an INFORMATIONAL response.

The ePDG may initiate a return routability check for the new address provided by the UE, by including a COOKIE2 notification in an INFORMATIONAL request and send it to the UE. When the ePDG receives the INFORMATIONAL response from the UE, it shall check that the COOKIE2 notification payload is the same as the one it sent to the UE. If it is different, the ePDG shall close the IKE security association by sending an INFORMATIONAL request message including a "DELETE" payload.

If no return routability check is initiated by the ePDG, or if a return routability check is initiated and is successfully completed, the ePDG shall update the IPsec security associations associated with the IKE security association with the new address.

7.4.3 Tunnel disconnection

7.4.3.1 ePDG initiated disconnection

The ePDG shall use the procedures defined in the IKEv2 protocol (see IETF RFC 4306 [28]) to disconnect an IPsec tunnel to the UE. The ePDG shall close the incoming security associations associated with the tunnel and instruct the UE to do likewise by sending the INFORMATIONAL request message including a "DELETE" payload. The DELETE payload shall contain either:

- i) Protocol ID set to "1" and no subsequent Security Parameter Indexes in the payload. This indicates that the IKE security association, and all IPsec ESP security associations that were negotiated within it between ePDG and UE shall be deleted; or
- ii) Protocol ID set to "3" for ESP. The SECURITY PARAMETERS INDEXES s included in the payload shall correspond to the particular incoming ESP SECURITY ASSOCIATION at the UE for the given tunnel in question.

7.4.3.2 ePDG behaviour towards UE initiated disconnection

On receipt of the INFORMATIONAL request message including "DELETE" payload indicating that the UE is initiating tunnel disconnect procedure, the ePDG shall:

- i) Close all security associations identified within the DELETE payload (these security associations correspond to outgoing security associations from the ePDG perspective). If no security associations were present in the DELETE payload, and the protocol ID was set to "1", the ePDG shall close the IKE security association, and all IPsec ESP security associations that were negotiated within it towards the UE; and

- ii) The ePDG shall delete the incoming security associations corresponding to the outgoing security associations identified in the "DELETE" payload.

The ePDG shall send an INFORMATIONAL response message. This shall contain a list of security associations deleted in step (ii) above.

If the ePDG is unable to comply with the INFORMATIONAL request message, the ePDG shall send INFORMATION response message with either:

- i) a NOTIFY payload of type "INVALID_SPI", for the case that it could not identify one or more of the SECURITY PARAMETERS INDEXES in the message from the UE; or
- ii) a more general NOTIFY payload type. This payload type is implementation dependent.

8 PDUs and parameters specific to the present document

Editor's note: Presently only specific coding against IETF RFCs are found needed. It is FFS if codings against 3GPP2 specifications or WiMAX specifications are needed.

8.1 3GPP specific coding information defined within present document

8.1.1 Access Network Identity format and coding

8.1.1.1 Generic format of the Access Network Identity

The Access Network Identity shall take the generic format of an octet string without terminating null characters. The length indicator for the ANID is 2 bytes long, see draft-arkko-eap-aka-kdf [38]. Representation as a character string is allowed, but this character string shall be converted into an octet string of maximum length 253 according to UTF-8 encoding rules as specified in IETF RFC 3629 [34] before the Access Network Identity is input to the Key Derivation Function, as specified in 3GPP TS 33.402 [15], or used in the Access Network Identity indication from 3GPP AAA server to UE, cf. subclause 8.2.2. The ANID is structured as an ANID Prefix and none, one or more ANID additional character strings separated by the colon character ":". In case additional ANID strings are not indicated the complete ANID consists of the ANID Prefix character string only. The ANID shall be represented by Unicode characters encoded as UTF-8 as specified in IETF RFC 3629 [34] and formatted using Normalization Form KC (NFKC) as specified in Unicode 5.1.0, Unicode Standard Annex #15; Unicode Normalization Forms [41].

8.1.1.2 Definition of Access Network Identities for Specific Access Networks

Table 8.1.1.2 specifies the list of Access Network Identities defined by 3GPP in the context of non-3GPP access to EPC.

Table 8.1.1.2: Access Network Identities

Access Network Identity		Type of Access Network
ANID Prefix	Additional ANID strings	
"HRPD" constant character string, see NOTE 1 and NOTE 2	No additional ANID string, see NOTE 2 and NOTE 6	cdma2000@ HRPD access network
"WiMAX" constant character string, see NOTE 1	No additional ANID string, see NOTE 3 and NOTE 6	WiMAX access network
"WLAN" constant character string, see NOTE 1	No additional ANID string, see NOTE 4 and NOTE 6	WLAN access network
"ETHERNET" constant character string, see NOTE 1	No additional ANID string, see NOTE 5 and NOTE 6	Fixed access network
All other character strings	Not applicable	Not defined, see NOTE 6 and Annex B

NOTE 1: The quotes are not part of the definition of the character string.

NOTE 2: The value of the ANID Prefix for cdma2000@ HRPD access networks is defined in 3GPP2 X.S0057-0 [20]. 3GPP2 is responsible for specifying possible additional ANID strings applicable to the "HRPD" ANID Prefix.

NOTE 3: WiMAX Forum is responsible for specifying possible additional ANID strings applicable to the "WiMAX" ANID Prefix.

NOTE 4: IEEE 802 is responsible for specifying possible additional ANID strings applicable to the "WLAN" ANID Prefix.

NOTE 5: IEEE 802 is responsible for specifying possible additional ANID strings applicable to the "ETHERNET" ANID Prefix.

NOTE 6: Additional ANID Prefixes and ANID strings can be added to this table following the procedure described in the informative Annex B.

8.2 IETF RFC coding information defined within present document

8.2.1 IPMS attributes

8.2.1.1 AT_IPMS_IND attribute

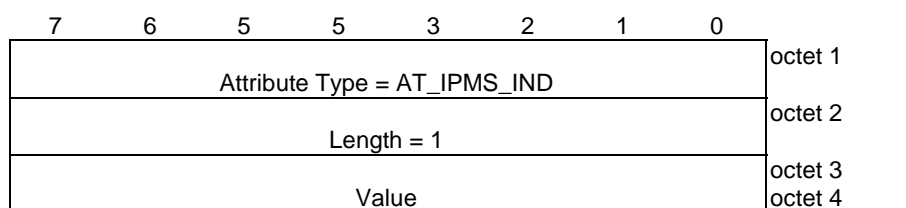


Figure 8.2.1.1: AT_IPMS_IND attribute

Table 8.2.1.1: AT_IPMS_IND attribute

Attribute Type indicates the type of attribute as AT_IPMS_IND with a value of XXXX.

Editors Note: The exact value of the attribute which will be assigned by IANA is FFS.

Length of this attribute shall be set to 1 as per IETF RFC 4187 [33]

Value								
7	6	4	5	3	2	1	0	
								Protocol Supported
0	0	0	0	0	0	0	0	Reserved
0	0	0	0	0	0	0	1	DSMIPv6 only
0	0	0	0	0	0	1	0	NBM only
0	0	0	0	0	0	1	1	MIPv4 only
0	0	0	0	0	1	0	0	DSMIPv6 and NBM both supported
0	0	0	0	0	1	0	1	MIPv4 and NBM both supported
0	0	0	0	0	1	1	0	DSMIPv6 and NBM Supported;DSMIPv6 preferred
0	0	0	0	0	1	1	1	DSMIPv6 and NBM Supported; NBM preferred
0	0	0	0	1	0	0	0	MIPv4 and NBM supported; MIPv4 preferred
0	0	0	0	1	0	0	1	MIPv4 and NBM supported; NBM preferred
0	0	0	0	1	0	1	0	MIPv4 and DSMIPv6 supported; MIPv4 preferred
0	0	0	0	1	0	1	1	MIPv4 and DSMIPv6 supported; DSMIPv6 preferred
0	0	0	0	1	1	0	0	MIPv4, DSMIPv6 and NBM supported; MIPv4 preferred
0	0	0	0	1	1	0	1	MIPv4, DSMIPv6 and NBM supported; DSMIPv6 preferred
0	0	0	0	1	1	1	0	MIPv4, DSMIPv6 and NBM supported; NBM preferred

8.2.1.2 AT_IPMS_RES attribute

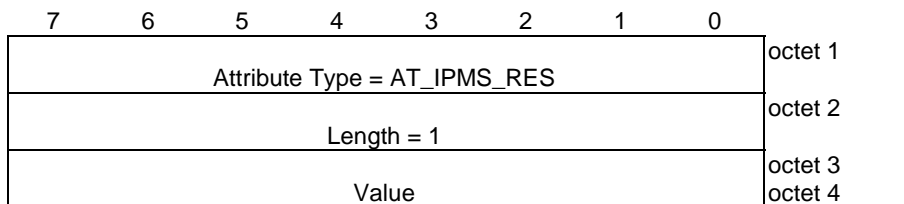


Figure 8.2.1.2: AT_IPMS_RES attribute.

Table 8.2.1.2: AT_IPMS_RES attribute

Attribute Type indicates the type of attribute as AT_IPMS_RES with a value of XXXX.

Editors Note: The exact value of the attribute which will be assigned by IANA is FFS.

The Length of this attribute shall be set to 1 as per IETF RFC 4187 [33]

Value								
7	6	4	5	3	2	1	0	
								Protocol Selected
0	0	0	0	0	0	0	0	Reserved
0	0	0	0	0	0	0	1	DSMIPv6
0	0	0	0	0	0	1	0	NBM
0	0	0	0	0	0	1	1	MIPv4

8.2.2 Access Network Identity indication attribute

8.2.2.1 Access Network Identity in the AT_KDF_INPUT attribute

The Access Network Identity is indicated in the Network Name Field of the AT_KDF_INPUT attribute as specified in draft-arkko-eap-aka-kdf [38]. The Network Name Field shall contain the Access Network Identity as specified in subclause 8.1.1 of this specification.

NOTE: IETF in draft-arkko-eap-aka-kdf [38] refers to this specification for the value of the Network Name field.

8.2.3 Trust relationship indication attribute

8.2.3.1 AT_TRUST_IND attribute

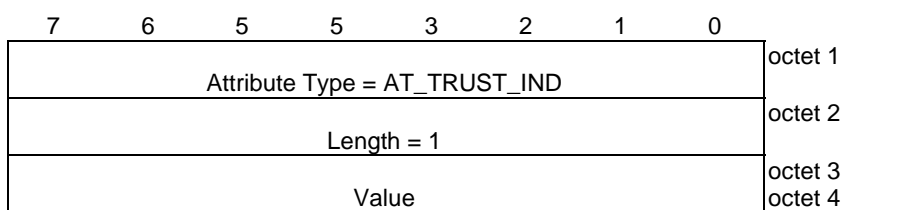


Figure 8.2.3.1-1: AT_TRUST_IND attribute

Table 8.2.3.1-1: AT_TRUST_IND attribute

Attribute Type indicates the type of attribute as AT_TRUST_IND with a value of XXXX.									
Editors Note: The value of the attribute AT_TRUST_IND shall be assigned by IANA. At the time of freezing of release 8, MCC should make this registration with the IANA. The value of the new attribute should be in the skippable range 128-255.									
Length of this attribute shall be set to 1 as per IETF RFC 4187 [33]									
Value									
7	6	4	5	3	2	1	0	Indicated Trust Relationship	
0	0	0	0	0	0	0	0	Reserved	
0	0	0	0	0	0	0	1	Trusted	
0	0	0	0	0	0	1	0	UnTrusted	
-	-	-	-	-	-	-	-	Rest of the values are reserved	

8.2.4 IKEv2 Configuration Payloads attributes

8.2.4.1 HOME_AGENT_ADDRESS attribute

The HOME_AGENT_ADDRESS attribute is shown in figure 8.2.4.1-1. The length of the HOME_AGENT_ADDRESS attribute is 16 or 20 bytes. The IPv4 Home Agent Address field is optional. The HA's IPv6 and IPv4 addresses are laid out respectively in IPv6 Home Agent Address and IPv4 Home Agent Address fields in big endian order (aka most significant byte first, or network byte order), see IETF RFC 4306 [28].

Editor's note: The HOME_AGENT_ADDRESS Attribute Type will be assigned by IANA.

Bits								Octets
7	6	5	4	3	2	1	0	
R	Attribute Type							1
Attribute Type								2
Length								3, 4
IPv6 Home Agent Address								5 - 20
IPv4 Home Agent Address								21 - 24

Figure 8.2.4.1-1: HOME_AGENT_ADDRESS attribute

The R bit in the first octet is defined in IETF RFC 4306 [28].

Annex A (informative): Example signalling flows for inter-system change between 3GPP and non-3GPP systems using ANDSF

A.1 Scope of signalling flows

This annex gives examples of signalling flows for mobility between 3GPP and non-3GPP systems. These signalling flows provide as example detailed information on Network Discovery and Selection aspects involving the use of ANDSF.

A.2 Signalling flow for inter-system change between 3GPP access network and non-3GPP access network

Figure A1 below shows an inter-system change procedure between 3GPP access network and non-3GPP access network using information obtained from ANDSF.

In this example the UE uses DHCP query to obtain the FQDN of the ANDSF. The UE then uses DNS query to obtain the ANDSF IP address according to IETF RFC 1035 [35] .

In this example flow, the communication between the UE and ANDSF does not imply use of any specific protocol.

The steps involved in inter-system change between 3GPP access network and non-3GPP access network are as follows.

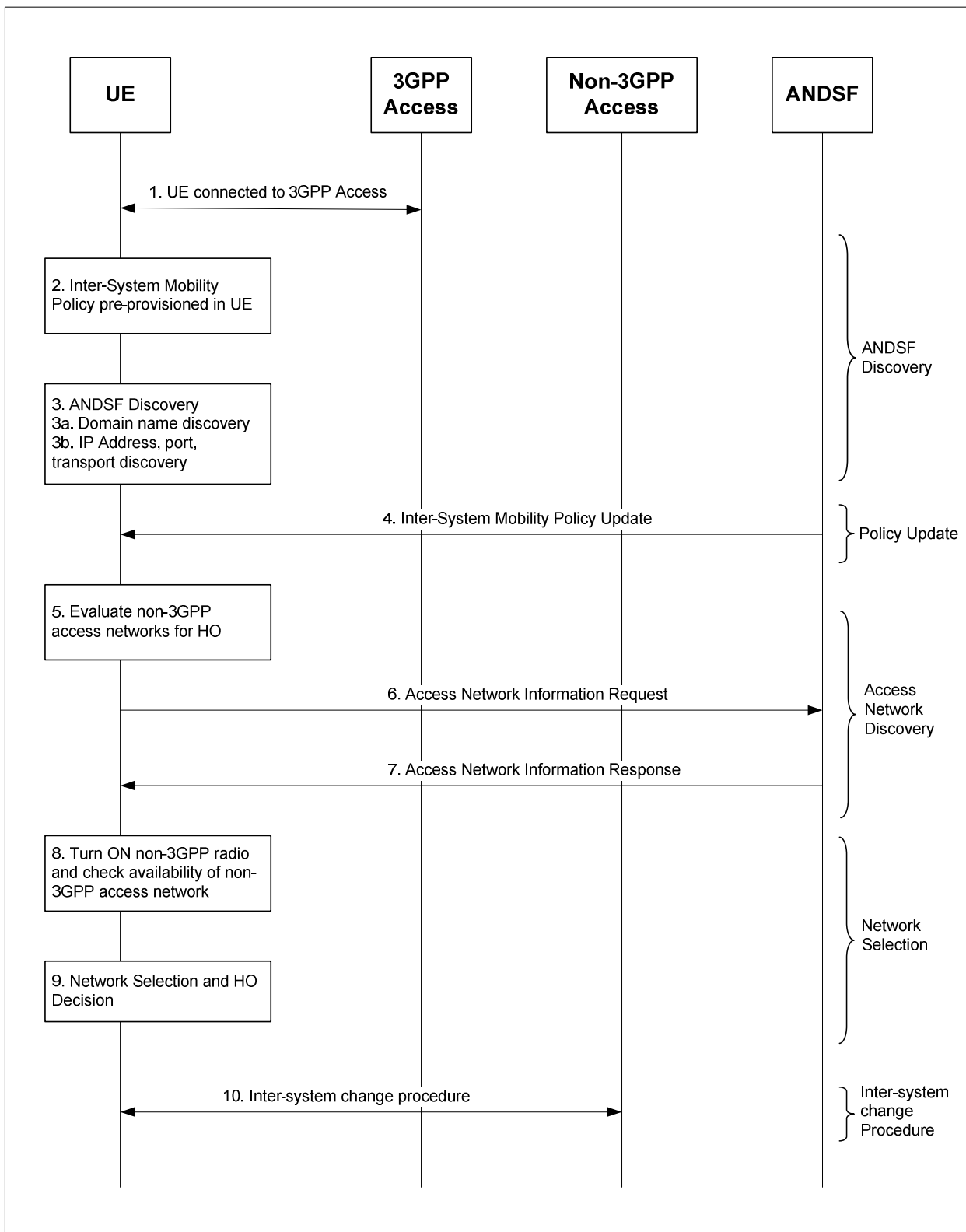


Figure A1. Procedure for Inter-system change between 3GPP access and non-3GPP using ANDSF

1. Initial connectivity

The UE is connected to 3GPP network. The current applications are supported over the 3GPP access network.

NOTE: The procedure remains the same if the UE is initially connected to non-3GPP access network and wants to change to 3GPP access network.

2. Pre-provisioned policies

The inter-system mobility policy is pre-provisioned on the UE. Based on pre-provisioned operator policies the UE has preference for different non-3GPP networks such as WLAN, and WiMAX. The UE can select these access networks when they are available.

3. ANDSF Discovery

ANDSF discovery is performed as described in subclause 6.8.2.2.1. The UE can discover ANDSF using DHCP query options as specified in draft-ietf-mipshop-mos-dhcp-options [37], where ANDSF may be identified with a specific sub-option code. Optionally, the home operator can use OMA-DM's bootstrap mechanism as specified in OMA-ERELD-DM-V1_2 [39] to provide ANDSF information and security parameters for application layer authentication. Transport security is ensured by establishing an https tunnel between the UE and ANDSF,

Editor's note: The sub-option code for ANDSF needs to be assigned in draft-ietf-mipshop-mos-dhcp-options [37].

4. Policy Update based on Network Triggers

Based on network triggers the ANDSF sends an updated inter-system mobility policy to the UE. The inter-system mobility policy includes validity conditions, i.e. conditions indicating when the policy is valid. Such conditions can include time duration, location area, etc.

Editor's note: How the ANDSF discovers UE's address is FFS.

5. Evaluate which non-3GPP networks to discover

The inter-system mobility policies specify the access networks that the UE can select; the UE has both WLAN and WiMAX radios. In this case the operator policy allows UE to select either WLAN or WiMAX networks under all conditions. The UE obtains information about availability of both WLAN and WiMAX access networks in its vicinity.

6. Access Network Information Request

The UE sends a request to ANDSF to get information about available access networks. The UE includes its preference for WLAN and WiMAX networks in the request. The UE also includes its location information in the request.

Editor's Note: It is FFS if the ANDSF can request and retrieve the current UE location

7. Access Network Information Response

The ANDSF sends a response to the UE which includes the list of available access networks types (in order of operator preferences), access network identifier and PLMN identifier. In this case the ANDSF responds with availability of both WLAN and WiMAX network in the vicinity of the UE.

8. Evaluate candidate non-3GPP networks

Based on the received information the UE evaluates if it is within the coverage area of the available access networks in the order of preferences. In this case the UE has higher preference for WiMAX than WLAN. The UE powers on the WiMAX radio and checks for the presence of WiMAX network. The UE can listen to WiMAX broadcast messages (uplink/downlink channel data messages) and determines the presence of WiMAX network. Since the WiMAX network is the preferred network and since the UE has verified the presence of WiMAX network, the UE does not check for presence of WLAN network.

9. Non-3GPP Network Selection

The UE selects the most preferred available access network for inter-system mobility. In this case the UE selects the WiMAX access network.

10. Inter-system change Procedure

The UE initiates inter-system change procedure to the selected non-3GPP access network. The details of the inter-system change procedure are described elsewhere, see 3GPP TS 23.402 [6].

Annex B (informative): Assignment of Access Network Identities in 3GPP

This annex describes the recommended assignment procedure of Access Network Identities within 3GPP.

B.1 Access Network Identities

According to 3GPP TS 23.003 [3] the encoding of the Access Network Identity is specified within 3GPP, but the Access Network Identity definition for each non-3GPP access network is under the responsibility of the corresponding standardisation organisation respectively.

If a standardisation organisation for a non-3GPP access network determines they need to define a new Access Network Identity Prefix or additional ANID strings, they can contact the 3GPP TSG-CT WG 1 via a Liaison Statement and indicate the specific values of the Access Network Identity Prefixes or the specific values of, or construction principles for, the additional ANID strings to be specified by 3GPP and give reference to the corresponding specification(s) of the requesting organisation. 3GPP TSG CT WG 1 will then specify the values for the Access Network Identities by updating Table 8.1.1.2 in this specification and inform the requesting standardisation organisation.

Annex C (informative): Example usage of ANDSF

C.1 Scope of ANDSF Example

This Annex gives an example of organization of ANDSF database and how it can be used to discover access network information. In this example the UE is in 3GPP network and is trying to discover available WiMAX networks. The ANDSF database is provided by the 3GPP operator with PLMN = PLMN_3GPP.

C.2 Organization of ANDSF Coverage Map for WiMAX Network discovery

Table C1 illustrates the organization of ANDSF database for discovering WiMAX and WiFi networks. The ANDSF database provides the coverage mapping information for WiMAX and WiFi networks based on 3GPP cell identifiers. In this example the UE_Location can be specified either in terms of 3GPP parameters (PLMN + Cell Identifier) or in terms of geo spatial co-ordinates.

Table C1: ANDSF Database Organization for PLMN = PLMN_3GPP

UE_Location	AccessType = WiMAX	AccessType = WiFi
- 3GPP (CellId) - Other (Geopriv)		
Locn_1 Cell_Id = Cell_1	NSP-ID= NSP_1: -NAP_ID = NAP_1 -NAP_ID = NAP_2 NSP-ID = NSP_2 -NAP_ID = NAP_2 -NAP_ID = NAP_3	SSID = WiFi1, BSSID = BS1 SSID = WiFi2, BSSID = BS2
Locn_2 Cell_Id = Cell_2	NSP-ID = NSP_2 - NAP_ID = NAP_3	N/A
Locn_3 Cell_Id = Cell_3	N/A	SSID = WiFi1, BSSID = BS3 SSID = WiFi4, BSSID = BS4
.....
Locn_n Cell_Id = Cell_n	NSP-ID = NSP_1 NAP_ID = NAP_2	SSID = WiFi6, BSSID = BS5

For WiMAX network the database provides information about WiMAX NSP and NAP that provide coverage in respective 3GPP cells. Thus for example in 3GPP Cell_1, WiMAX Service provider NSP_1 provides service to WiMAX radio access providers NAP_1 and NAP-2. Similarly WiMAX Service Provider NSP_2 provides service to Network access providers NAP-2 and NAP_3 as well. Similarly in 3GPP Cell_2 WiMAX Network Service Provider NSP_2 provides service to network Access Provider NAP_3. Further it can be seen that no WiMAX coverage is available in 3GPP cell Cell_3.

C.3 Parameters in Pull mode

The UE is currently in 3GPP network. The UE sends a query to OMA ANDSF server as follows:

ANDSF_Query (UE_Location, AccessNetworkType=WiMAX)

The UE specifies the UE_Location information in terms of current 3GPP Cell Id (e.g. Cell_2)

On receipt of the query message the ANDSF looks up the UE_Location (Cell_2) in the ANDSF database and searches for a prospective WiMAX entry. In this case the ANDSF retrieves WiMAX Service provider identifier (NSP-ID) NSP_2 and WiMAX Network Access Provider Identifier (NAP-ID) NAP_3. The ANDSF retrieves the network

parameters for this combination. The ANDSF fills these parameters in the WNDS MO and sends the information back to the UE.

ANDSF_Response (UE_Location, AccessNetworkInformationRef MO=WIMAXNDS).

Annex D (informative): Change history

Change history							
Date	TSG #	TSG Doc.	CR	Rev	Subject/Comment	Old	New
2008-01					Draft skeleton provided in C1-080125 by rapporteur to CT1#51.		0.0.0
2008-02	CT1#51				Includes the following contribution agreed by CT1 at CT1#51: C1-080568	0.0.0	0.1.0
2008-02	CT1#51 bis				Includes the following contributions agreed by CT1 at CT1#51 bis: C1-080722, C1-080765, C1-080773, C1-080783, C1-080792, C1-080793	0.1.0	0.2.0
2008-04	CT1#52				Includes the following contributions agreed by CT1 at CT1#52:- C1-080921, C1-081391, C1-081392, C1-081393, C1-081394	0.2.0	0.3.0
2008-04	email review				Incomplete implementation C1-080921	0.3.0	0.3.1
2008-05	CT1#53				Includes the following contributions agreed by CT1 at CT1#53:- C1-081575, C1-082019, C1-082066, C1-082067, C1-082074, C1-082077, C1-082078, C1-082086, C1-082091, C1-082092, C1-082093.	0.3.1	0.4.0
2008-06	CT1#54				Includes the following contributions agreed by CT1 at CT1#54:- C1-082470, C1-082563, C1-082567, C1-082569, C1-082688, C1-082803, C1-082804, C1-082809.	0.4.0	0.5.0
2008-08	CT1#55				Includes the following contributions agreed by CT1 at CT1#55:- C1-082923, C1-082982, C1-083084, C1-083171, C1-083179, C1-083262, C1-083466, C1-083480, C1-083481, C1-083512, C1-083513, C1-083514, C1-083526, C1-083603, C1-083617	0.5.0	0.6.0
2008-09					Version 1.0.0 created for presentation to TSG CT#41 for information	0.6.0	1.0.0
2008-10	CT1#55bis				Includes the following contributions agreed by CT1 at CT1#55bis:- C1-083851; C1-083976; C1-084155; C1-084383; C1-084385; C1-084386; C1-084387; C1-084388; C1-084391; C1-084393; C1-084394; C1-084395; C1-084396; C1-084482	1.0.0	1.1.0
2008-11	CT1#56				Includes the following contributions agreed by CT1 at CT1#56:- C1-084934; C1-085322; C1-085327; C1-085328; C1-085329; C1-085331; C1-085333; C1-085335; C1-085336; C1-085338; C1-085516; C1-085526; C1-085534 Editorial corrections by the rapporteur to align with drafting rules	1.1.0	1.2.0
2008-11					Version 2.0.0 created for presentation to CT#42 for approval	1.2.0	2.0.0
2008-12	CT#42				Version 8.0.0 created after approval in CT#42	2.0.0	8.0.0
2009-03	CT#43	CP-090129	000 1	2	Rapporteur's cleanup of editorial and typo mistakes	8.0.0	8.1.0
2009-03	CT#43	CP-090131	000 2		Trust Relationship Detection	8.0.0	8.1.0
2009-03	CT#43	CP-090130	000 5	1	Removing redundant and out-of-date editor's notes	8.0.0	8.1.0
2009-03	CT#43	CP-090129	000 6	1	Missing specification text on WIMAX ANID	8.0.0	8.1.0
2009-03	CT#43	CP-090125	000 7	3	ANDSF discovery and bootstrapping	8.0.0	8.1.0
2009-03	CT#43	CP-090127	000 8	1	Corrections for authentication in trusted and untrusted access	8.0.0	8.1.0
2009-03	CT#43	CP-090128	000 9	2	Incorrect protocol type and wrong reference	8.0.0	8.1.0
2009-03	CT#43	CP-090128	001 1	4	Delivering HA-APN information to the UE	8.0.0	8.1.0
2009-03	CT#43	CP-090126	001 2	2	Clarifications for IP mobility mode selection	8.0.0	8.1.0
2009-03	CT#43	CP-090130	001 4		System selection	8.0.0	8.1.0
2009-03	CT#43	CP-090125	001 7	2	ANDSF procedure - align with 24.312	8.0.0	8.1.0
2009-03	CT#43	CP-090129	002 4	2	Clarifying the number of ePDGs	8.0.0	8.1.0
2009-03	CT#43	CP-090130	002 7	1	Restructuring sub-clause 5.1	8.0.0	8.1.0
2009-03	CT#43	CP-090129	002 8	2	Refining sub-clause 5.2 on EPC network selection	8.0.0	8.1.0
2009-03	CT#43	CP-090131	002 9		Use of decorated NAI for cdma2000 access to EPC	8.0.0	8.1.0

2009-03	CT#43	CP-090126	0030		Clarification of AAA procedures for cdma2000 access	8.0.0	8.1.0
2009-03	CT#43	CP-090126	0034	1	Clarification on Tunnel establishment for Multiple PDNs	8.0.0	8.1.0
2009-03	CT#43	CP-090126	0038	1	Cleanup for Static Configuration of Inter-technology Mobility Mechanism	8.0.0	8.1.0
2009-03	CT#43	CP-090127	0042	1	Cleanup for UE discovering the ANDSF	8.0.0	8.1.0
2009-03	CT#43	CP-090130	0044	2	Selection of the ePDG – resolution of open issues	8.0.0	8.1.0

History

Document history		
V8.0.0	January 2009	Publication
V8.1.0	March 2009	Publication