

ETSI TS 125 414 V4.2.0 (2001-12)

Technical Specification

Universal Mobile Telecommunications System (UMTS); UTRAN Iu interface data transport and transport signalling (3GPP TS 25.414 version 4.2.0 Release 4)



ReferenceRTS/TSGR-0325414Uv4R2

KeywordsUMTS

ETSI

650 Route des Lucioles
F-06921 Sophia Antipolis Cedex - FRANCE

Tel.: +33 4 92 94 42 00 Fax: +33 4 93 65 47 16

Siret N° 348 623 562 00017 - NAF 742 C
Association à but non lucratif enregistrée à la
Sous-Préfecture de Grasse (06) N° 7803/88

Important notice

Individual copies of the present document can be downloaded from:

<http://www.etsi.org>

The present document may be made available in more than one electronic version or in print. In any case of existing or perceived difference in contents between such versions, the reference version is the Portable Document Format (PDF). In case of dispute, the reference shall be the printing on ETSI printers of the PDF version kept on a specific network drive within ETSI Secretariat.

Users of the present document should be aware that the document may be subject to revision or change of status. Information on the current status of this and other ETSI documents is available at

<http://portal.etsi.org/tb/status/status.asp>

If you find errors in the present document, send your comment to:

editor@etsi.fr

Copyright Notification

No part may be reproduced except as authorized by written permission.
The copyright and the foregoing restriction extend to reproduction in all media.

© European Telecommunications Standards Institute 2001.
All rights reserved.

Intellectual Property Rights

IPRs essential or potentially essential to the present document may have been declared to ETSI. The information pertaining to these essential IPRs, if any, is publicly available for **ETSI members and non-members**, and can be found in ETSI SR 000 314: "*Intellectual Property Rights (IPRs); Essential, or potentially Essential, IPRs notified to ETSI in respect of ETSI standards*", which is available from the ETSI Secretariat. Latest updates are available on the ETSI Web server (<http://webapp.etsi.org/IPR/home.asp>).

Pursuant to the ETSI IPR Policy, no investigation, including IPR searches, has been carried out by ETSI. No guarantee can be given as to the existence of other IPRs not referenced in ETSI SR 000 314 (or the updates on the ETSI Web server) which are, or may be, or may become, essential to the present document.

Foreword

This Technical Specification (TS) has been produced by ETSI 3rd Generation Partnership Project (3GPP).

The present document may refer to technical specifications or reports using their 3GPP identities, UMTS identities or GSM identities. These should be interpreted as being references to the corresponding ETSI deliverables.

The cross reference between GSM, UMTS, 3GPP and ETSI identities can be found under www.etsi.org/key.

Contents

Intellectual Property Rights	2
Foreword.....	2
1 Scope	5
2 References	5
3 Definitions and abbreviations.....	6
3.1 Definitions	6
3.2 Abbreviations	6
4 ATM Layer.....	6
4.1 General	6
5 Circuit switched domain.....	7
5.1 Transport network user plane	7
5.1.1 General.....	7
5.1.2 ATM Adaptation Layer 2	7
5.1.2.1 AAL2-Segmentation and Reassembly Service Specific Convergence Sublayer (I.366.1)	7
5.1.2.2 AAL2-specification (I.363.2).....	7
5.2 Transport network control plane	7
5.2.1 General.....	7
5.2.2 Signalling protocol (ALCAP)	8
5.2.2.1 AAL2 Signalling Protocol (Q.2630.2)	8
5.2.3 Signalling transport converter.....	8
5.2.3.1 AAL2 MTP3B Signalling Transport Converter (Q.2150.1).....	8
5.2.4 MTP3b (Q.2210).....	8
5.2.5 SSCF-NNI (Q.2140).....	8
5.2.6 SSCOP (Q.2110).....	8
5.2.7 ATM Adaptation Layer Type 5 (I.363.5)	8
6 Packet switched domain	8
6.1 Transport network user plane	8
6.1.1 General.....	8
6.1.2 GTP-U	9
6.1.3 UDP /IP.....	9
6.1.4 ATM Adaptation Layer Type 5 (I.363.5)	9
6.1.5 IP/ATM.....	9
6.2 Transport network control plane	9
7 Broadcast Domain	10
7.1 Transport network user plane	10
7.1.1 General.....	10
7.1.2 TCP/IP	10
7.1.3 ATM Adaptation Layer Type 5 (I.363.5)	10
7.1.4 IP/ATM.....	10
7.2 Transport network control plane	10
Annex A (informative): Change history	11
History	12

Foreword

This Technical Specification (TS) has been produced by the 3rd Generation Partnership Project (3GPP).

The contents of the present document are subject to continuing work within the TSG and may change following formal TSG approval. Should the TSG modify the contents of the present document, it will be re-released by the TSG with an identifying change of release date and an increase in version number as follows:

Version x.y.z

where:

- x the first digit:
 - 1 presented to TSG for information;
 - 2 presented to TSG for approval;
 - 3 or greater indicates TSG approved document under change control.
- y the second digit is incremented for all changes of substance, i.e. technical enhancements, corrections, updates, etc.
- z the third digit is incremented when editorial only changes have been incorporated in the document.

1 Scope

The present document specifies the standards for user data transport protocols and related signalling protocols to establish user plane transport bearers over the UTRAN Iu interface.

2 References

The following documents contain provisions which, through reference in this text, constitute provisions of the present document.

- References are either specific (identified by date of publication, edition number, version number, etc.) or non-specific.
- For a specific reference, subsequent revisions do not apply.
- For a non-specific reference, the latest version applies. In the case of a reference to a 3GPP document (including a GSM document), a non-specific reference implicitly refers to the latest version of that document *in the same Release as the present document*.

- [1] ITU-T Recommendation I.361 (11/95): "B-ISDN ATM Layer Specification".
- [2] ITU-T Recommendation I.363.2 (11/00): "B-ISDN ATM Adaptation Layer Type 2 Specification".
- [3] ITU-T Recommendation I.363.5 (8/96): "B-ISDN ATM Adaptation Layer Type 5 Specification".
- [4] ITU-T Recommendation I.366.1 (6/1998): "Segmentation and Reassembly Service Specific Convergence Sublayer for the AAL Type 2".
- [5] ITU-T Recommendation E.164 (5/97): "Numbering Plan for the ISDN Era".
- [6] ITU-T Recommendation Q.2110 (7/94): "B-ISDN ATM Adaptation Layer-Service Specific Connection Oriented Protocol (SSCOP)".
- [7] ITU-T Recommendation Q.2140 (2/95): "B-ISDN ATM Adaptation Layer-Service Specific Coordination Function for Support of Signalling at the Network Node Interface (SSCF-NNI)".
- [8] ITU-T Recommendation Q.2150.1 (12/99): "B-ISDN ATM Adaptation Layer-Signalling Transport Converter for the MTP3b".
- [9] ITU-T Recommendation Q.2210 (7/96): "Message Transfer Part level 3 functions and messages using the services of ITU-T Recommendation Q.2140".
- [10] ITU-T Recommendation Q.2630.1 (12/99): "AAL type 2 Signalling Protocol (Capability Set 1)".
- [11] ITU-T Recommendation X.213 (8/97): "Information Technology-Open Systems Interconnection-Network Service Definitions".
- [12] IETF RFC 768 (August 1980): "User Datagram Protocol".
- [13] IETF RFC 791 (September 1981): "Internet Protocol".
- [14] IETF RFC 2684 (September 1999): "Multiprotocol Encapsulation over ATM Adaptation Layer 5".
- [15] IETF RFC 2225 (April 1998): "Classical IP and ARP over ATM".
- [16] IETF RFC 2460 (December 1998): "Internet Protocol, Version 6 (IPv6) Specification".
- [17] 3GPP TS 29.060: "3GPP; TSG CN; GPRS; GPRS Tunnelling Protocol (GTP)".
- [18] IETF RFC 793 (September 1981): "TCP, Transmission Control Protocol".

- [19] IETF RFC 2474 (December 1998): "Definition of the Differentiated Services Field (DS Field) in the Ipv4 and Ipv6 Headers".
- [20] ITU-T Implementor's guide (12/99) for recommendation Q.2210 (07/96).
- [21] ITU-T Recommendation Q.2630.2 (12/00): "AAL Type 2 signalling protocol (Capability Set 2)".

3 Definitions and abbreviations

3.1 Definitions

For the purposes of the present document, the following terms and definitions apply:

ALCAP: generic name for the transport signalling protocols used to set-up and teardown transport bearers.

3.2 Abbreviations

For the purposes of the present document, the following abbreviations apply:

AAL	ATM Adaptation Layer
AESA	ATM End System Address
ALCAP	Access Link Control Application Part
ARP	Address Resolution Protocol
ATM	Asynchronous Transfer Mode
CN	Core Network
GTP	GPRS Tunnelling Protocol
IP	Internet Protocol
LC	Link Characteristics
LIS	Logical IP Subnet
MTP3b	Message Transfer Part level 3 for Q.2140
NSAP	Network Service Access Point
PDU	Protocol Data Unit
RFC	Request For Comment
RNC	Radio Network Controller
SA	Service Area
SABP	Service Area Broadcast Protocol
SABS	Service Area Broadcast Service
SAR	Segmentation and Reassembly
SCSF-NNI	Service Specific Coordination Function-Network Node Interface
SSCOP	Service Specific Connection Oriented Protocol
SSCS	Service Specific Convergence Sublayer
TCP	Transmission Control Protocol
UDP	User Datagram Protocol
VC	Virtual Circuit

4 ATM Layer

4.1 General

ATM shall be used in the transport network user plane and the transport network control plane according to I.361 [1]. The structure of the cell header used in the UTRAN Iu interface is the cell header format and encoding at NNI (see Figure 3/I.361).

5 Circuit switched domain

5.1 Transport network user plane

5.1.1 General

Figure 1 shows the protocol stack for the transport network user plane on the Iu interface towards the circuit switched domain.

AAL-2 SAR SCS (I.366.1)
AAL2 (I.363.2)
ATM

Figure 1

5.1.2 ATM Adaptation Layer 2

5.1.2.1 AAL2-Segmentation and Reassembly Service Specific Convergence Sublayer (I.366.1)

Service Specific Segmentation and Reassembly (SSSAR) sublayer of I.366.1 [4] is used for the segmentation and reassembly of AAL2 SDUs (i.e., only SSSAR is used from I.366.1).

5.1.2.2 AAL2-specification (I.363.2)

AAL2 shall be used according to I.363.2 [2].

5.2 Transport network control plane

5.2.1 General

Figure 2 shows the protocol stack for the transport network control plane on the Iu interface towards the circuit switched domain.

AAL2 connection signalling (Q.2630.2)
AAL2 Signalling Transport Converter for MTP3b (Q.2150.1)
MTP3b
SSCF-NNI
SSCOP
AAL5
ATM

Figure 2

5.2.2 Signalling protocol (ALCAP)

5.2.2.1 AAL2 Signalling Protocol (Q.2630.2)

Q.2630.2 [21] shall be used for establishing AAL2 connections towards the circuit switched domain. Q.2630.2 [21] adds new optional capabilities to Q.2630.1 [10].

The AAL2 transport layer uses the embedded E.164 [5] or AESA variants of the NSAP addressing formats [11]. Native E.164 addressing shall not be used.

Binding ID provided by the radio network layer shall be copied in SUGR parameter of ESTABLISH request primitive of [21].

If there is an AAL2 switching function in the transport network layer of the interface, the Link Characteristics parameter (LC) shall be included in the Establish Request message and in the Modification Request message of AAL2 signalling protocol.

5.2.3 Signalling transport converter

5.2.3.1 AAL2 MTP3B Signalling Transport Converter (Q.2150.1)

The AAL2 MTP3b Signalling Transport Converter shall be used according to Q.2150.1 [8].

5.2.4 MTP3b (Q.2210)

MTP3b shall be used according to Q.2210 [9 and 20].

5.2.5 SSCF-NNI (Q.2140)

SSCF-NNI shall be used according to Q.2140 [7].

5.2.6 SSCOP (Q.2110)

SSCOP shall be used according to Q.2110 [6].

5.2.7 ATM Adaptation Layer Type 5 (I.363.5)

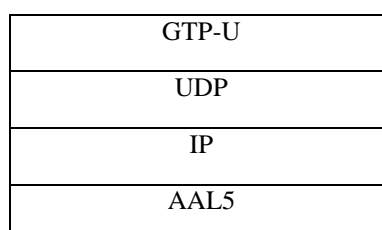
AAL5 shall be used according to I.363.5 [3].

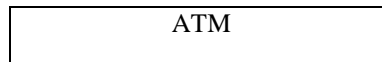
6 Packet switched domain

6.1 Transport network user plane

6.1.1 General

Figure 3 shows the protocol stack for the transport network user plane on the Iu interface towards the packet switched domain.



**Figure 3**

The protocol architecture for the User Plane of the Iu interface towards the packet switched domain shall be GTP-U [17] over UDP over IP over AAL5 over ATM. One or several AAL5/ATM permanent VC's may be used as the common layer 2 resources between the UTRAN and the packet switched domain of the CN.

One switched VC may be used per user flow. The standardisation of the procedures and protocols for use of Switched VC is outside the scope of 3GPP.

Congestion control shall be performed over the Iu user plane toward the packet switched domain using buffer management and no flow control.

6.1.2 GTP-U

The GTP-U [17] protocol shall be used over the Iu interface toward the packet switched domain.

6.1.3 UDP /IP

The path protocol used shall be UDP [12], which is specified in RFC 768.

The UDP port number for GTP-U shall be as defined in [17].

IPv4 [13] (RFC 791) shall be supported, IPv6 [16] (RFC 2460) support is optional.

There may be one or several IP addresses in the RNC and in the CN. The packet processing function in the CN shall send downstream packets of a given RAB to the RNC IP address (received in RANAP) associated to that particular RAB. The packet processing function in the RNC shall send upstream packets of a given RAB to the CN IP address (received in RANAP) associated to that particular RAB.

6.1.4 ATM Adaptation Layer Type 5 (I.363.5)

AAL5 shall be used according to I.363.5 [3].

AAL5 virtual circuits shall be used to transport the IP packets across the Iu interface toward the packet switched domain. Multiple VCs may be used over the interface. An association shall be made between a VC and the IP addresses that are related to this VC in the peer node side. This association shall be made using O&M or using ATM Inverse ARP according to Classical IP over ATM when PVCs are used.

When PVCs are used, quality of service differentiation shall only be performed at the IP layer using differentiated services [19].

6.1.5 IP/ATM

Classical IP over ATM protocols and Multiprotocol Encapsulation over AAL5 shall be used to carry the IP packets over the ATM transport network when PVCs are used. Classical IP over ATM is specified in RFC 2225 [15]. Multiprotocol Encapsulation over AAL5 is specified in RFC 2684 [14].

Classical IP over ATM allows routers to be members of one or more LISs. The CN side of the Iu interface shall provide IP routing functionalities. The RNC side of the Iu interface may provide routing functionalities. If the RNC side of the Iu interface does not provide routing functionalities, the RNC routing tables shall include default route entries.

6.2 Transport network control plane

ALCAP is not required over the Iu interface towards the packet switched domain.

7 Broadcast Domain

7.1 Transport network user plane

7.1.1 General

Figure 4 shows the protocol stack for the transport network user plane on the Iu interface towards the Broadcast domain.

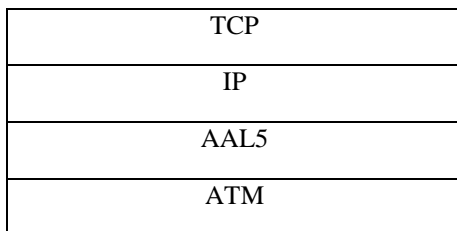


Figure 4

The protocol architecture for the Service Area Broadcast Plane of the Iu interface shall be TCP over IP over AAL5 over ATM.

7.1.2 TCP/IP

The path protocol used shall be TCP, which is specified in RFC793 [18]. IPv4 [13] (RFC 791) shall be supported, IPv6 [16] (RFC 2460) support is optional.

7.1.3 ATM Adaptation Layer Type 5 (I.363.5)

AAL5 shall be used according to I.363.5.

AAL5 virtual circuits shall be used to transport the IP packets across the Iu interface toward the packet switched domain. Multiple VCs may be used over the interface. An association shall be made between a VC and the IP addresses that are related to this VC in the peer node side. This association shall be made using O&M or using ATM Inverse ARP according to Classical IP over ATM when PVCs are used.

7.1.4 IP/ATM

Classical IP over ATM protocols and Multiprotocol Encapsulation over AAL5 shall be used to carry the IP packets over the ATM transport network when PVCs are used. Classical IP over ATM is specified in RFC 2225 [15]. Multiprotocol Encapsulation over AAL5 is specified in RFC 2684 [14].

7.2 Transport network control plane

ALCAP is not required over the Iu interface towards the broadcast domain.

Annex A (informative): Change history

Change history					
TSG RAN#	Version	CR	Tdoc RAN	New Version	Subject/Comment
RAN_04	-	-	-	3.0.0	Approved at TSG RAN #4 by correspondence and placed under Change Control
RAN_05	3.0.0	-	-	3.1.0	Approved at TSG RAN #5
RAN_06	3.1.0	001	RP-99747	3.2.0	Approved at TSG RAN #6
RAN_07	3.2.0	-	-	3.3.0	Approved at TSG RAN #7
RAN_08	3.3.0	-	RP-000237	3.4.0	Approved at TSG RAN #8
RAN_09	3.4.0	018 020	RP-000375	3.5.0	Approved at TSG RAN #9
RAN_10	3.5.0	022	RP-000614	3.6.0	Approved at TSG RAN #10
RAN_11	3.6.0	023 024	RP-010112	3.7.0	Approved at TSG RAN #11

Change history							
Date	TSG #	TSG Doc.	CR	Rev	Subject/Comment	Old	New
March 01	11	RP-010162	26		Approved at TSG RAN #11 and placed under Change Control	-	4.0.0
March 01	11	RP-010163	25		Approved at TSG RAN #11 and placed under Change Control	-	4.0.0
09/2001	13	RP-010580	022		Reference correction to Q.2630.1	4.0.0	4.1.0
12/2001	14	RP-010850	029		Reference corrections	4.1.0	4.2.0

History

Document history		
V4.0.0	March 2001	Publication
V4.1.0	September 2001	Publication
V4.2.0	December 2001	Publication