

ETSI TS 125 433 V5.0.0 (2002-03)

Technical Specification

Universal Mobile Telecommunications System (UMTS); UTRAN Iub Interface NBAP Signalling (3GPP TS 25.433 version 5.0.0 Release 5)



Reference

RTS/TSGR-0325433Uv5

Keywords

UMTS

ETSI

650 Route des Lucioles
F-06921 Sophia Antipolis Cedex - FRANCE

Tel.: +33 4 92 94 42 00 Fax: +33 4 93 65 47 16

Siret N° 348 623 562 00017 - NAF 742 C
Association à but non lucratif enregistrée à la
Sous-Préfecture de Grasse (06) N° 7803/88

Important notice

Individual copies of the present document can be downloaded from:

<http://www.etsi.org>

The present document may be made available in more than one electronic version or in print. In any case of existing or perceived difference in contents between such versions, the reference version is the Portable Document Format (PDF). In case of dispute, the reference shall be the printing on ETSI printers of the PDF version kept on a specific network drive within ETSI Secretariat.

Users of the present document should be aware that the document may be subject to revision or change of status. Information on the current status of this and other ETSI documents is available at

<http://portal.etsi.org/tb/status/status.asp>

If you find errors in the present document, send your comment to:

editor@etsi.fr

Copyright Notification

No part may be reproduced except as authorized by written permission.
The copyright and the foregoing restriction extend to reproduction in all media.

© European Telecommunications Standards Institute 2002.
All rights reserved.

DECT™, PLUGTESTS™ and UMTS™ are Trade Marks of ETSI registered for the benefit of its Members.
TIPHON™ and the TIPHON logo are Trade Marks currently being registered by ETSI for the benefit of its Members.
3GPP™ is a Trade Mark of ETSI registered for the benefit of its Members and of the 3GPP Organizational Partners.

Intellectual Property Rights

IPRs essential or potentially essential to the present document may have been declared to ETSI. The information pertaining to these essential IPRs, if any, is publicly available for **ETSI members and non-members**, and can be found in ETSI SR 000 314: *"Intellectual Property Rights (IPRs); Essential, or potentially Essential, IPRs notified to ETSI in respect of ETSI standards"*, which is available from the ETSI Secretariat. Latest updates are available on the ETSI Web server (<http://webapp.etsi.org/IPR/home.asp>).

Pursuant to the ETSI IPR Policy, no investigation, including IPR searches, has been carried out by ETSI. No guarantee can be given as to the existence of other IPRs not referenced in ETSI SR 000 314 (or the updates on the ETSI Web server) which are, or may be, or may become, essential to the present document.

Foreword

This Technical Specification (TS) has been produced by ETSI 3rd Generation Partnership Project (3GPP).

The present document may refer to technical specifications or reports using their 3GPP identities, UMTS identities or GSM identities. These should be interpreted as being references to the corresponding ETSI deliverables.

The cross reference between GSM, UMTS, 3GPP and ETSI identities can be found under www.etsi.org/key.

Contents

Intellectual Property Rights	2
Foreword.....	2
Foreword.....	16
1 Scope	17
2 References	17
3 Definitions, symbols and abbreviations	18
3.1 Definitions	18
3.2 Symbols.....	19
3.3 Abbreviations	19
4 General	20
4.1 Procedure Specification Principles.....	20
4.2 Forwards and Backwards Compatibility	21
4.3 Specification Notations	21
5 NBAP Services.....	22
5.1 Parallel Transactions	22
6 Services Expected from Signalling Transport.....	22
7 Functions of NBAP	22
8 NBAP Procedures	25
8.1 Elementary Procedures.....	25
8.2 NBAP Common Procedures.....	27
8.2.1 Common Transport Channel Setup.....	27
8.2.1.1 General.....	27
8.2.1.2 Successful Operation.....	28
8.2.1.3 Unsuccessful Operation	29
8.2.1.4 Abnormal Conditions	30
8.2.2 Common Transport Channel Reconfiguration	30
8.2.2.1 General.....	30
8.2.2.2 Successful Operation.....	31
8.2.2.3 Unsuccessful Operation	33
8.2.2.4 Abnormal Conditions	33
8.2.3 Common Transport Channel Deletion	33
8.2.3.1 General.....	33
8.2.3.2 Successful Operation.....	34
8.2.3.3 Unsuccessful Operation	34
8.2.3.4 Abnormal Conditions	34
8.2.4 Block Resource	34
8.2.4.1 General.....	34
8.2.4.2 Successful Operation.....	35
8.2.4.3 Unsuccessful Operation	35
8.2.4.4 Abnormal Conditions	36
8.2.5 Unblock Resource.....	36
8.2.5.1 General.....	36
8.2.5.2 Successful Operation.....	36
8.2.5.3 Abnormal Conditions	36
8.2.6 Audit Required.....	37
8.2.6.1 General.....	37
8.2.6.2 Successful Operation.....	37
8.2.6.3 Abnormal Conditions	37
8.2.7 Audit	37
8.2.7.1 General.....	37
8.2.7.2 Successful Operation.....	37

8.2.7.3	Unsuccessful Operation	38
8.2.7.4	Abnormal Conditions	39
8.2.8	Common Measurement Initiation	39
8.2.8.1	General	39
8.2.8.2	Successful Operation.....	39
8.2.8.3	Unsuccessful Operation	43
8.2.8.4	Abnormal Conditions	44
8.2.9	Common Measurement Reporting.....	45
8.2.9.1	General	45
8.2.9.2	Successful Operation.....	45
8.2.9.3	Abnormal Conditions	45
8.2.10	Common Measurement Termination	46
8.2.10.1	General	46
8.2.10.2	Successful Operation.....	46
8.2.10.3	Abnormal Conditions	46
8.2.11	Common Measurement Failure.....	46
8.2.11.1	General	46
8.2.11.2	Successful Operation.....	46
8.2.11.3	Abnormal Conditions	46
8.2.12	Cell Setup	46
8.2.12.1	General	46
8.2.12.2	Successful Operation.....	47
8.2.12.3	Unsuccessful Operation	48
8.2.12.4	Abnormal Conditions	48
8.2.13	Cell Reconfiguration.....	49
8.2.13.1	General	49
8.2.13.2	Successful Operation.....	49
8.2.13.3	Unsuccessful Operation	50
8.2.13.4	Abnormal Conditions	51
8.2.14	Cell Deletion.....	51
8.2.14.1	General	51
8.2.14.2	Successful Operation.....	51
8.2.14.3	Unsuccessful Operation	52
8.2.14.4	Abnormal Conditions	52
8.2.15	Resource Status Indication.....	52
8.2.15.1	General	52
8.2.15.2	Successful Operation.....	52
8.2.15.3	Abnormal Conditions	54
8.2.16	System Information Update	54
8.2.16.1	General	54
8.2.16.2	Successful Operation.....	54
8.2.16.3	Unsuccessful Operation	55
8.2.16.4	Abnormal Conditions	56
8.2.17	Radio Link Setup	56
8.2.17.1	General	56
8.2.17.2	Successful Operation.....	57
8.2.17.3	Unsuccessful Operation	62
8.2.17.4	Abnormal Conditions	63
8.2.18	Physical Shared Channel Reconfiguration.....	63
8.2.18.1	General	63
8.2.18.2	Successful Operation.....	64
8.2.18.3	Unsuccessful Operation	66
8.2.18.4	Abnormal Conditions	66
8.2.19	Reset	66
8.2.19.1	General	66
8.2.19.2	Successful Operation.....	67
8.2.19.2.1	Reset Initiated by the CRNC	67
8.2.19.2.2	Reset Initiated by the Node B.....	67
8.2.19.3	Unsuccessful Operation	68
8.2.19.4	Abnormal Conditions	68
8.2.20	Cell Synchronisation Initiation [TDD]	68
8.2.20.1	General	68

8.2.20.2	Successful Operation.....	68
8.2.20.3	Unsuccessful Operation	69
8.2.20.4	Abnormal Conditions	69
8.2.21	Cell Synchronisation Reconfiguration [TDD]	70
8.2.21.1	General	70
8.2.21.2	Successful Operation.....	70
8.2.21.2.1	General	70
8.2.21.2.2	Cell Sync Burst Schedule	70
8.2.21.2.3	[1.28Mcps TDD – SYNC_DL Code Schedule].....	70
8.2.21.2.4	[3.84Mcps TDD - Cell Sync Burst Transmission Reconfiguration] [1.28Mcps TDD – SYNC_DL Code Transmission Reconfiguration]	72
8.2.21.2.5	[3.84Mcps TDD - Cell Sync Burst Measurement Reconfiguration] [1.28Mcps TDD – SYNC_DL Code Measurement Reconfiguration]	72
8.2.21.3	Unsuccessful Operation	73
8.2.21.4	Abnormal Conditions	73
8.2.22	Cell Synchronisation Reporting [TDD]	73
8.2.22.1	General	73
8.2.22.2	Successful Operation.....	73
8.2.22.3	Abnormal Conditions	74
8.2.23	Cell Synchronisation Termination [TDD]	74
8.2.23.1	General	74
8.2.23.2	Successful Operation.....	74
8.2.23.3	Abnormal Conditions	75
8.2.24	Cell Synchronisation Failure [TDD].....	75
8.2.24.1	General	75
8.2.24.2	Successful Operation.....	75
8.2.24.3	Abnormal Conditions	75
8.2.25	Cell Synchronisation Adjustment [TDD]	75
8.2.25.1	General	75
8.2.25.2	Successful Operation.....	75
8.2.25.3	Unsuccessful Operation	76
8.2.25.4	Abnormal Conditions	76
8.2.26	Information Exchange Initiation	76
8.2.26.1	General	76
8.2.26.2	Successful Operation.....	77
8.2.26.3	Unsuccessful Operation	78
8.2.27.4	Abnormal Conditions	78
8.2.27	Information Reporting	78
8.2.27.1	General	78
8.2.27.2	Successful Operation.....	78
8.2.27.3	Abnormal Conditions	79
8.2.28	Information Exchange Termination.....	79
8.2.28.1	General	79
8.2.28.2	Successful Operation.....	79
8.2.28.3	Abnormal Conditions	79
8.2.29	Information Exchange Failure	79
8.2.29.1	General	79
8.2.29.2	Successful Operation.....	79
8.3	NBAP Dedicated Procedures	80
8.3.1	Radio Link Addition	80
8.3.1.1	General	80
8.3.1.2	Successful Operation.....	80
8.3.1.3	Unsuccessful Operation	83
8.3.1.4	Abnormal conditions.....	84
8.3.2	Synchronised Radio Link Reconfiguration Preparation.....	84
8.3.2.1	General	84
8.3.2.2	Successful Operation.....	85
8.3.2.3	Unsuccessful Operation	91
8.3.2.4	Abnormal Conditions	92
8.3.3	Synchronised Radio Link Reconfiguration Commit.....	92
8.3.3.1	General	92
8.3.3.2	Successful Operation.....	93

8.3.3.3	Abnormal Conditions	93
8.3.4	Synchronised Radio Link Reconfiguration Cancellation.....	93
8.3.4.1	General	93
8.3.4.2	Successful Operation.....	93
8.3.4.3	Abnormal Conditions	94
8.3.5	Unsynchronised Radio Link Reconfiguration.....	94
8.3.5.1	General	94
8.3.5.2	Successful Operation.....	94
8.3.5.3	Unsuccessful Operation	98
8.3.5.4	Abnormal Conditions	98
8.3.6	Radio Link Deletion.....	99
8.3.6.1	General	99
8.3.6.2	Successful Operation.....	99
8.3.6.3	Unsuccessful Operation	99
8.3.6.4	Abnormal Conditions	99
8.3.7	Downlink Power Control [FDD]	100
8.3.7.1	General	100
8.3.7.2	Successful Operation.....	100
8.3.7.3	Abnormal Conditions	101
8.3.8	Dedicated Measurement Initiation	101
8.3.8.1	General	101
8.3.8.2	Successful Operation.....	101
8.3.8.3	Unsuccessful Operation	104
8.3.8.4	Abnormal Conditions	104
8.3.9	Dedicated Measurement Reporting.....	105
8.3.9.1	General	105
8.3.9.2	Successful Operation.....	105
8.3.9.3	Abnormal Conditions	105
8.3.10	Dedicated Measurement Termination	105
8.3.10.1	General	105
8.3.10.2	Successful Operation.....	106
8.3.10.3	Abnormal Conditions	106
8.3.11	Dedicated Measurement Failure	106
8.3.11.1	General	106
8.3.11.2	Successful Operation.....	106
8.3.11.3	Abnormal Conditions	106
8.3.12	Radio Link Failure	107
8.3.12.1	General	107
8.3.12.2	Successful Operation.....	107
8.3.12.3	Abnormal Conditions	108
8.3.13	Radio Link Restoration	108
8.3.13.1	General	108
8.3.13.2	Successful Operation.....	108
8.3.13.3	Abnormal Condition.....	108
8.3.14	Compressed Mode Command [FDD]	108
8.3.14.1	General	108
8.3.14.2	Successful Operation.....	109
8.3.14.3	Abnormal Conditions	109
8.3.15	Downlink Power Timeslot Control [TDD]	109
8.3.15.1	General	109
8.3.15.2	Successful Operation.....	109
8.3.15.3	Abnormal Conditions	110
8.3.16	Radio Link Pre-emption.....	110
8.3.16.1	General	110
8.3.16.2	Successful Operation.....	110
8.3.16.3	Abnormal Conditions	110
8.3.17	Bearer Re-arrangement	110
8.3.17.1	General	110
8.3.17.2	Successful Operation.....	111
8.3.17.3	Abnormal Conditions	111
8.3.18	Radio Link Activation	111
8.3.18.1	General	111

8.3.18.2	Successful Operation.....	111
8.3.18.3	Abnormal Conditions	112
8.4	Error Handling Procedures	112
8.4.1	Error Indication.....	112
8.4.1.1	General	112
8.4.1.2	Successful Operation.....	112
8.4.1.3	Abnormal Conditions	113
9	Elements for NBAP communication	114
9.1	Message Functional Definition and Content	114
9.1.1	General.....	114
9.1.2	Message Contents	114
9.1.2.1	Presence	114
9.1.2.2	Criticality	114
9.1.2.3	Range	114
9.1.2.4	Assigned Criticality.....	114
9.1.3	COMMON TRANSPORT CHANNEL SETUP REQUEST	115
9.1.3.1	FDD Message.....	115
9.1.3.2	TDD Message	120
9.1.4	COMMON TRANSPORT CHANNEL SETUP RESPONSE.....	125
9.1.5	COMMON TRANSPORT CHANNEL SETUP FAILURE	126
9.1.6	COMMON TRANSPORT CHANNEL RECONFIGURATION REQUEST	127
9.1.6.1	FDD Message.....	127
9.1.6.2	TDD Message	128
9.1.7	COMMON TRANSPORT CHANNEL RECONFIGURATION RESPONSE	130
9.1.8	COMMON TRANSPORT CHANNEL RECONFIGURATION FAILURE	130
9.1.9	COMMON TRANSPORT CHANNEL DELETION REQUEST	130
9.1.10	COMMON TRANSPORT CHANNEL DELETION RESPONSE	131
9.1.11	BLOCK RESOURCE REQUEST	131
9.1.12	BLOCK RESOURCE RESPONSE	131
9.1.13	BLOCK RESOURCE FAILURE	131
9.1.14	UNBLOCK RESOURCE INDICATION	132
9.1.15	AUDIT REQUIRED INDICATION	132
9.1.16	AUDIT REQUEST	132
9.1.17	AUDIT RESPONSE	133
9.1.17A	AUDIT FAILURE	137
9.1.18	COMMON MEASUREMENT INITIATION REQUEST	138
9.1.19	COMMON MEASUREMENT INITIATION RESPONSE	139
9.1.20	COMMON MEASUREMENT INITIATION FAILURE	140
9.1.21	COMMON MEASUREMENT REPORT	140
9.1.22	COMMON MEASUREMENT TERMINATION REQUEST	140
9.1.23	COMMON MEASUREMENT FAILURE INDICATION.....	141
9.1.24	CELL SETUP REQUEST	141
9.1.24.1	FDD Message.....	141
9.1.24.2	TDD Message	144
9.1.25	CELL SETUP RESPONSE	145
9.1.26	CELL SETUP FAILURE	146
9.1.27	CELL RECONFIGURATION REQUEST.....	147
9.1.27.1	FDD Message.....	147
9.1.27.2	TDD Message	148
9.1.28	CELL RECONFIGURATION RESPONSE.....	149
9.1.29	CELL RECONFIGURATION FAILURE.....	149
9.1.30	CELL DELETION REQUEST.....	149
9.1.31	CELL DELETION RESPONSE.....	149
9.1.32	RESOURCE STATUS INDICATION	150
9.1.33	SYSTEM INFORMATION UPDATE REQUEST	154
9.1.34	SYSTEM INFORMATION UPDATE RESPONSE	155
9.1.35	SYSTEM INFORMATION UPDATE FAILURE	156
9.1.36	RADIO LINK SETUP REQUEST	157
9.1.36.1	FDD message	157
9.1.36.2	TDD message.....	160
9.1.37	RADIO LINK SETUP RESPONSE	162

9.1.37.1	FDD message	162
9.1.37.2	TDD Message	164
9.1.38	RADIO LINK SETUP FAILURE	165
9.1.38.1	FDD Message.....	165
9.1.38.2	TDD Message	166
9.1.39	RADIO LINK ADDITION REQUEST	167
9.1.39.1	FDD Message.....	167
9.1.39.2	TDD Message	168
9.1.40	RADIO LINK ADDITION RESPONSE.....	169
9.1.40.1	FDD message.....	169
9.1.40.2	TDD Message	171
9.1.41	RADIO LINK ADDITION FAILURE.....	172
9.1.41.1	FDD Message.....	172
9.1.41.2	TDD Message	173
9.1.42	RADIO LINK RECONFIGURATION PREPARE	174
9.1.42.1	FDD Message.....	174
9.1.42.2	TDD Message	177
9.1.43	RADIO LINK RECONFIGURATION READY	183
9.1.44	RADIO LINK RECONFIGURATION FAILURE.....	184
9.1.45	RADIO LINK RECONFIGURATION COMMIT	184
9.1.46	RADIO LINK RECONFIGURATION CANCEL.....	185
9.1.47	RADIO LINK RECONFIGURATION REQUEST.....	186
9.1.47.1	FDD Message.....	186
9.1.47.2	TDD Message	188
9.1.48	RADIO LINK RECONFIGURATION RESPONSE.....	189
9.1.49	RADIO LINK DELETION REQUEST.....	189
9.1.50	RADIO LINK DELETION RESPONSE.....	190
9.1.51	DL POWER CONTROL REQUEST [FDD].....	190
9.1.52	DEDICATED MEASUREMENT INITIATION REQUEST	191
9.1.53	DEDICATED MEASUREMENT INITIATION RESPONSE.....	192
9.1.54	DEDICATED MEASUREMENT INITIATION FAILURE.....	193
9.1.55	DEDICATED MEASUREMENT REPORT	193
9.1.56	DEDICATED MEASUREMENT TERMINATION REQUEST	194
9.1.57	DEDICATED MEASUREMENT FAILURE INDICATION	195
9.1.58	RADIO LINK FAILURE INDICATION	196
9.1.59	RADIO LINK RESTORE INDICATION	197
9.1.60	COMPRESSED MODE COMMAND [FDD].....	198
9.1.61	ERROR INDICATION.....	198
9.1.62	PHYSICAL SHARED CHANNEL RECONFIGURATION REQUEST	198
9.1.63	PHYSICAL SHARED CHANNEL RECONFIGURATION RESPONSE	205
9.1.64	PHYSICAL SHARED CHANNEL RECONFIGURATION FAILURE	205
9.1.65	RESET REQUEST	205
9.1.66	RESET RESPONSE	206
9.1.67	DL POWER TIMESLOT CONTROL REQUEST [TDD]	207
9.1.68	RADIO LINK PREEMPTION REQUIRED INDICATION.....	207
9.1.69	INFORMATION EXCHANGE INITIATION REQUEST	207
9.1.70	INFORMATION EXCHANGE INITIATION RESPONSE	208
9.1.71	INFORMATION EXCHANGE INITIATION FAILURE	208
9.1.72	INFORMATION REPORT	208
9.1.73	INFORMATION EXCHANGE TERMINATION REQUEST	208
9.1.74	INFORMATION EXCHANGE FAILURE INDICATION	209
9.1.75	CELL SYNCHRONISATION INITIATION REQUEST [TDD]	209
9.1.76	CELL SYNCHRONISATION INITIATION RESPONSE [TDD]	210
9.1.77	CELL SYNCHRONISATION INITIATION FAILURE [TDD]	210
9.1.78	CELL SYNCHRONISATION RECONFIGURATION REQUEST [TDD]	211
9.1.79	CELL SYNCHRONISATION RECONFIGURATION RESPONSE [TDD]	213
9.1.80	CELL SYNCHRONISATION RECONFIGURATION FAILURE [TDD]	213
9.1.81	CELL SYNCHRONISATION REPORT [TDD].....	213
9.1.82	CELL SYNCHRONISATION TERMINATION REQUEST [TDD]	214
9.1.83	CELL SYNCHRONISATION FAILURE INDICATION [TDD].....	215
9.1.84	CELL SYNCHRONISATION ADJUSTMENT REQUEST [TDD].....	215
9.1.85	CELL SYNCHRONISATION ADJUSTMENT RESPONSE [TDD].....	215

9.1.86	CELL SYNCHRONISATION ADJUSTMENT FAILURE [TDD]	216
9.1.87	BEARER REARRANGEMENT INDICATION	216
9.1.88	RADIO LINK ACTIVATION COMMAND	217
9.1.88.1	FDD Message	217
9.1.88.2	TDD Message	217
9.2	Information Element Functional Definition and Contents	217
9.2.0	General	217
9.2.1	Common parameters	218
9.2.1.1	Add/Delete Indicator	218
9.2.1.1A	Allocation/Retention Priority	218
9.2.1.2	Availability Status	218
9.2.1.3	BCCH Modification Time	219
9.2.1.4	Binding ID	219
9.2.14A	BLER	219
9.2.1.5	Blocking Priority Indicator	219
9.2.1.5A	Burst mode parameters	219
9.2.1.6	Cause	221
9.2.1.7	CFN	224
9.2.1.8	CFN Offset	224
9.2.1.9	C-ID	225
9.2.1.9A	Common Channels Capacity Consumption Law	225
9.2.1.9B	Common Measurement Accuracy	226
9.2.1.10	Common Measurement Object Type	226
9.2.1.11	Common Measurement Type	226
9.2.1.12	Common Measurement Value	227
9.2.1.12A	Common Measurement Value Information	228
9.2.1.13	Common Physical Channel ID	228
9.2.1.13A	Common Physical Channel Status Information	229
9.2.1.14	Common Transport Channel ID	229
9.2.1.14A	Common Transport Channel Information Response	229
9.2.1.14B	Common Transport Channel Status Information	229
9.2.1.15	Communication Control Port ID	229
9.2.1.16	Configuration Generation ID	230
9.2.1.17	Criticality Diagnostics	230
9.2.1.18	CRNC Communication Context ID	232
9.2.1.19	DCH Combination Indicator	232
9.2.1.20	DCH ID	232
9.2.1.20A	Dedicated Channels Capacity Consumption Law	232
9.2.1.20B	DL or Global Capacity Credit	234
9.2.1.20C	DCH Information Response	234
9.2.1.21	DL Power	235
9.2.1.22	Dedicated Measurement Object Type	235
9.2.1.23	Dedicated Measurement Type	235
9.2.1.24	Dedicated Measurement Value	236
9.2.1.24A	Dedicated Measurement Value Information	237
9.2.1.24B	DGPS Corrections	237
9.2.1.24C	Delayed Activation	238
9.2.1.24D	Delayed Activation Update	239
9.2.1.25	Diversity Control Field	239
9.2.1.26	Diversity Indication	239
9.2.1.26A	DL DPCH Timing Adjustment	239
9.2.1.27	DSCH ID	240
9.2.1.27A	DSCH Information Response	240
9.2.1.28	DSCH Transport Format Set	240
9.2.1.29	DSCH Transport Format Combination Set	240
9.2.1.29A	End Of Audit Sequence Indicator	240
9.2.1.29B	FN reporting indicator	240
9.2.1.30	Frame Handling Priority	241
9.2.1.31	Frame Offset	241
9.2.1.31A	IB_OC_ID	241
9.2.1.31B	GPS Navigation Model & Time Recovery	241
9.2.1.31C	GPS Ionospheric Model	242

9.2.1.31D	GPS UTC Model.....	243
9.2.1.31E	GPS Real-Time Integrity.....	243
9.2.1.31F	GPS Almanac.....	243
9.2.1.31G	GPS Receiver Geographical Position (GPS RX Pos).....	244
9.2.1.31H	HS-DSCH Information to modify.....	244
9.2.1.31I	HS-DSCH MAC-d Flow ID.....	245
9.2.1.31J	HS-DSCH RNTI.....	245
9.2.1.32	IB_SG_DATA.....	245
9.2.1.33	IB_SG_POS.....	245
9.2.1.34	IB_SG_REP.....	246
9.2.1.35	IB Type.....	246
9.2.1.36	Indication Type.....	246
9.2.1.36A	Information Exchange Object Type.....	247
9.2.1.36B	Information Report Characteristics.....	247
9.2.1.36C	Information Exchange ID.....	247
9.2.1.36D	Information Type.....	247
9.2.1.36E	Information Threshold.....	248
9.2.1.36F	IPDL Indicator.....	248
9.2.1.37	Limited Power Increase.....	249
9.2.1.37A	Local Cell Group ID.....	249
9.2.1.38	Local Cell ID.....	249
9.2.1.38A	MAC-d PDU Size.....	249
9.2.1.39	Maximum DL Power Capability.....	249
9.2.1.40	Maximum Transmission Power.....	249
9.2.1.40A	Measurement Availability Indicator.....	250
9.2.1.41	Measurement Filter Coefficient.....	250
9.2.1.42	Measurement ID.....	250
9.2.1.43	Measurement Increase/Decrease Threshold.....	250
9.2.1.44	Measurement Threshold.....	252
9.2.1.45	Message Discriminator.....	252
9.2.1.45A	Message Structure.....	253
9.2.1.46	Message Type.....	253
9.2.1.46A	Minimum DL Power Capability.....	254
9.2.1.47	Minimum Spreading Factor.....	255
9.2.1.47A	N_INSYNC_IND.....	255
9.2.1.47B	N_OUTSYNC_IND.....	255
9.2.1.47C	Neighbouring FDD Cell Measurement Information.....	255
9.2.1.47D	Neighbouring TDD Cell Measurement Information.....	255
9.2.1.47E	Neighbouring TDD Cell Measurement Information LCR.....	256
9.2.1.48	Node B Communication Context ID.....	256
9.2.1.49	Payload CRC Presence Indicator.....	256
9.2.1.49A	PICH Power.....	256
9.2.1.49B	Power Local Cell Group ID.....	257
9.2.1.49C	Priority Queue ID.....	257
9.2.1.50	Puncture Limit.....	257
9.2.1.50A	QE-Selector.....	257
9.2.1.51	Report Characteristics.....	257
9.2.1.51A	Requested Data Value.....	259
9.2.1.51B	Requested Data Value Information.....	259
9.2.1.52	Resource Operational State.....	260
9.2.1.52A	Retention Priority.....	260
9.2.1.53	RL ID.....	260
9.2.1.53a	RNC-Id.....	260
9.2.1.53A	SFN.....	260
9.2.1.53B	Segment type.....	260
9.2.1.53C	SFN-SFN Measurement Threshold Information.....	261
9.2.1.53D	SFN-SFN Measurement Time Stamp.....	261
9.2.1.53E	SFN-SFN Measurement Value Information.....	261
9.2.1.53F	SFN-SFN Value.....	262
9.2.1.53G	RL Specific DCH Information.....	262
9.2.1.53H	Scheduling Priority Indicator.....	263
9.2.1.53I	SID.....	263

9.2.1.54	SIB Deletion Indicator	263
9.2.1.55	SIB Originator	263
9.2.1.55A	Signalling Bearer Request Indicator	264
9.2.1.56	Shutdown Timer	264
9.2.1.56A	T_RLFAILURE	264
9.2.1.56B	Start Of Audit Sequence Indicator	264
9.2.1.56C	TFCI2 Bearer Request Indicator	264
9.2.1.57	TFCI Presence	265
9.2.1.58	TFCs (Transport Format Combination Set)	265
9.2.1.59	Transport Format Set	267
9.2.1.60	ToAWE	268
9.2.1.61	ToAWS	269
9.2.1.62	Transaction ID	269
9.2.1.62A	Transport Bearer Request Indicator	269
9.2.1.63	Transport Layer Address	269
9.2.1.64	TSTD Indicator	270
9.2.1.64A	T _{UTRAN-GPS} Measurement Value Information	270
9.2.1.64B	T _{UTRAN-GPS} Measurement Threshold Information	270
9.2.1.64C	T _{UTRAN-GPS} Accuracy Class	271
9.2.1.65	UARFCN	271
9.2.1.65A	UL Capacity Credit	271
9.2.1.65B	UTRAN Cell Identifier (UC-Id)	271
9.2.1.66	UL FP Mode	272
9.2.1.67	UL interference level	272
9.2.1.67A	UL SIR	272
9.2.2	FDD specific parameters	272
9.2.2.A	Active Pattern Sequence Information	272
9.2.2.B	Adjustment Period	272
9.2.2.C	Adjustment Ratio	273
9.2.2.D	AICH Power	273
9.2.2.1	AICH Transmission Timing	273
9.2.2.1A	AP Preamble Signature	273
9.2.2.1B	AP Sub Channel Number	273
9.2.2.1C	CD Sub Channel Numbers	274
9.2.2.1D	Channel Assignment Indication	274
9.2.2.2	Chip Offset	274
9.2.2.2A	Closed Loop Timing Adjustment Mode	274
9.2.2.3	Common Channels Capacity Consumption Law	274
9.2.2.3A	Compressed Mode Deactivation Flag	274
9.2.2.4	Compressed Mode Method	275
9.2.2.4A	CPCH Allowed Total Rate	275
9.2.2.4B	CPCH Scrambling Code Number	275
9.2.2.4C	CPCH UL DPCCCH Slot Format	275
9.2.2.4D	DCH FDD Information	275
9.2.2.4E	DCHs FDD to Modify	276
9.2.2.5	D-Field Length	276
9.2.2.6	Dedicated Channels Capacity Consumption Law	277
9.2.2.7	Diversity Control Field	277
9.2.2.8	Diversity Indication	277
9.2.2.9	Diversity mode	277
9.2.2.10	DL DPCH Slot Format	277
9.2.2.11	DL frame type	277
9.2.2.12	DL or Global Capacity Credit	277
9.2.2.12A	DL _{power_averaging_window_size}	277
9.2.2.12B	DL Power Balancing Information	277
9.2.2.12C	DL Power Balancing Activation Indicator	278
9.2.2.12D	DL Power Balancing Updated Indicator	278
9.2.2.13	DL Scrambling Code	278
9.2.2.13A	DL TPC pattern 01 count	279
9.2.2.13B	DSCH FDD Information	279
9.2.2.13C	DPC Mode	279
9.2.2.13D	DSCH FDD Common Information	280

9.2.2.13E	Enhanced DSCH PC	280
9.2.2.13F	Enhanced DSCH PC Counter.....	280
9.2.2.13G	Enhanced DSCH PC Indicator	280
9.2.2.13H	Enhanced DSCH PC Wnd.....	281
9.2.2.13I	Enhanced DSCH Power Offset	281
9.2.2.14	FDD DL Channelisation Code Number	281
9.2.2.14A	FDD DL Code Information	281
9.2.2.15	FDD SCCPCH Offset	282
9.2.2.16	FDD TPC DL step size	282
9.2.2.16A	First RLS Indicator.....	282
9.2.2.17	Gap Period.....	282
9.2.2.18	Gap Position Mode.....	283
9.2.2.18A	Limited Power Increase.....	283
9.2.2.18B	Inner Loop DL PC Status	283
9.2.2.18C	IPDL FDD Parameters	283
9.2.2.18D	HS-DSCH FDD Information.....	283
9.2.2.18E	HS-DSCH FDD Information Response	284
9.2.2.18F	HS-PDSCH FDD Code Information	285
9.2.2.18G	HS-SCCH FDD Code Information	286
9.2.2.18H	HS-SCCH ID.....	287
9.2.2.19	Max Adjustment Period	287
9.2.2.20	Max Adjustment Step.....	287
9.2.2.20A	Max Number of PCPCHes	287
9.2.2.21	Maximum Number of UL DPDCHs	287
9.2.2.21A	Maximum PDSCH Power	287
9.2.2.21B	Measurement Feedback Reporting Cycle.....	288
9.2.2.22	Minimum UL Channelisation Code Length.....	288
9.2.2.23	Multiplexing Position.....	288
9.2.2.23A	N_EOT	288
9.2.2.23B	NF_max.....	288
9.2.2.23C	N_Start_Message	289
9.2.2.24	Pattern Duration (PD)	289
9.2.2.24A	PCP Length	289
9.2.2.25	PDSCH code mapping	289
9.2.2.26	PICH Mode	292
9.2.2.27	Power Adjustment Type.....	292
9.2.2.28	Power Control Mode.....	292
9.2.2.29	Power Offset	292
9.2.2.29A	Power_Raise_Limit.....	292
9.2.2.30	Power Resume Mode	293
9.2.2.31	Preamble Signature	293
9.2.2.32	Preamble Threshold	293
9.2.2.33	Primary CPICH Power.....	293
9.2.2.34	Primary Scrambling code.....	293
9.2.2.35	Propagation Delay.....	293
9.2.2.36	QE-Selector	294
9.2.2.37	RACH Slot Format.....	294
9.2.2.38	RACH sub Channel numbers	294
9.2.2.39	RL Set ID	294
9.2.2.39A	Received total wide band power	294
9.2.2.40	S-Field Length.....	294
9.2.2.41	Scrambling Code Change.....	295
9.2.2.42	Scrambling Code Number.....	295
9.2.2.43	Secondary CCPCH Slot Format.....	295
9.2.2.44	SSDT Cell Identity.....	295
9.2.2.44A	SSDT Cell Identity for EDSCHPC	295
9.2.2.45	SSDT Cell ID Length.....	295
9.2.2.46	SSDT Support Indicator	296
9.2.2.47	SSDT Indication.....	296
9.2.2.48	STTD Indicator	296
9.2.2.49	T Cell	296
9.2.2.49A	TFCI2 Bearer Information Response	296

9.2.2.50	TFCI signalling mode	297
9.2.2.51	TGD	297
9.2.2.52	TGL.....	297
9.2.2.53	Transmit Diversity Indicator	297
9.2.2.53A	Transmission Gap Pattern Sequence Information	298
9.2.2.53B	Transmission Gap Pattern Sequence Code Information.....	300
9.2.2.54	UL/DL compressed mode selection:	300
9.2.2.55	UL delta SIR	300
9.2.2.56	UL delta SIR after	301
9.2.2.57	UL DPCCCH Slot Format	301
9.2.2.58	UL SIR	301
9.2.2.59	UL Scrambling Code.....	301
9.2.2.60	UL Capacity Credit	301
9.2.3	TDD specific Parameters	301
9.2.3.1	Block STTD Indicator.....	301
9.2.3.2	Burst Type.....	301
9.2.3.3	CCTrCH ID.....	301
9.2.3.4	Cell Parameter ID.....	302
9.2.3.4A	Constant Value	302
9.2.3.4B	DL Timeslot ISCP.....	302
9.2.3.4C	DCH TDD Information	302
9.2.3.4D	DCHs TDD to Modify	303
9.2.3.4E	DL Timeslot Information	304
9.2.3.4F	DL Time Slot ISCP Info	304
9.2.3.4G	Cell Sync Burst Code	305
9.2.3.4H	Cell Sync Burst Code Shift	305
9.2.3.4I	CSB Measurement ID	305
9.2.3.4J	Cell Sync Burst Repetition Period	305
9.2.3.4K	Cell Sync Burst SIR	305
9.2.3.4L	Cell Sync Burst Timing.....	306
9.2.3.4M	Cell Sync Burst Timing Threshold.....	306
9.2.3.4N	CSB Transmission ID	306
9.2.3.4O	DL Timeslot Information LCR	306
9.2.3.4OA	DL Time Slot ISCP Info LCR.....	307
9.2.3.5	DPCH ID.....	307
9.2.3.5A	DSCH TDD Information.....	307
9.2.3.5B	DwPCH Power	308
9.2.3.5C	Frame Adjustment value	308
9.2.3.5D	IPDL TDD Parameter	308
9.2.3.5E	Max FPACH Power	309
9.2.3.5F	HS-DSCH TDD Information	309
9.2.3.5G	HS-DSCH TDD Information Response	310
9.2.3.5H	IPDL TDD Parameters LCR	311
9.2.3.6	Max PRACH Midamble shift.....	312
9.2.3.7	Midamble shift and burst type.....	312
9.2.3.7A	Midamble shift LCR	313
9.2.3.7B	Number of cycles per SFN period.....	313
9.2.3.7C	Number of repetitions per cycle period.....	313
9.2.3.7D	Number of subcycles per cycle period	313
9.2.3.8	Paging Indicator Length.....	314
9.2.3.9	PCCPCH Power	314
9.2.3.10	PDSCH ID.....	314
9.2.3.11	PDSCH Set ID	314
9.2.3.11A	Primary CCPCH RSCP	314
9.2.3.12	PUSCH ID.....	314
9.2.3.13	PUSCH Set ID	315
9.2.3.14	PRACH Midamble	315
9.2.3.14A	Reference Clock availability	315
9.2.3.14B	Reference SFN offset	315
9.2.3.15	Repetition Length.....	315
9.2.3.16	Repetition Period.....	315
9.2.3.17	SCH Time Slot	316

9.2.3.18	Sync case.....	316
9.2.3.18A	Special Burst Scheduling	316
9.2.3.18B	SYNC_DL Code ID	316
9.2.3.18C	Sync Frame number	317
9.2.3.18D	Synchronisation Report Characteristics	317
9.2.3.18E	Synchronisation Report Type.....	318
9.2.3.19	TDD Channelisation Code	318
9.2.3.19a	TDD Channelisation Code LCR	319
9.2.3.19A	TDD DPCH Offset.....	319
9.2.3.19B	TDD DL Code Information.....	319
9.2.3.19C	TDD DL Code Information LCR	319
9.2.3.20	TDD Physical Channel Offset.....	320
9.2.3.21	TDD TPC DL step size	320
9.2.3.21A	TDD UL Code Information.....	320
9.2.3.21B	TDD UL Code Information LCR	320
9.2.3.22	TFCI Coding	321
9.2.3.22a	Timing Adjustment value.....	321
9.2.3.22A	Timing Advance Applied.....	321
9.2.3.23	Time Slot.....	321
9.2.3.24	Time Slot Direction.....	322
9.2.3.24A	Time Slot LCR.....	322
9.2.3.25	Time Slot Status	322
9.2.3.26	Transmission Diversity Applied.....	322
9.2.3.26A	UL Timeslot ISCP.....	322
9.2.3.26B	UL PhysCH SF Variation.....	322
9.2.3.26C	UL Timeslot Information	323
9.2.3.26D	UL Time Slot ISCP Info	323
9.2.3.26E	UL Timeslot Information LCR	323
9.2.3.26F	UL Time Slot ISCP Info LCR.....	324
9.2.3.27	USCH ID.....	324
9.2.3.28	USCH Information.....	324
9.2.3.29	USCH Information Response.....	325
9.2.3.30	SCTD Indicator	325
9.3	Message and Information element abstract syntax (with ASN.1)	326
9.3.0	General.....	326
9.3.1	Usage of Private Message mechanism for non-standard use	326
9.3.2	Elementary Procedure Definitions	326
9.3.3	PDU Definitions	343
9.3.4	Information Elements Definitions.....	520
9.3.5	Common Definitions.....	589
9.3.6	Constant Definitions	590
9.3.7	Container Definitions.....	601
9.4	Message Transfer Syntax	606
9.5	Timers	606
10	Handling of unknown, unforeseen and erroneous protocol data	606
10.1	General	606
10.2	Transfer Syntax Error	607
10.3	Abstract Syntax Error.....	607
10.3.1	General.....	607
10.3.2	Criticality Information	607
10.3.3	Presence Information	608
10.3.4	Not comprehended IE/IE group.....	608
10.3.4.1	Procedure ID	608
10.3.4.1A	Type of Message	609
10.3.4.2	IEs other than the Procedure ID and Type of Message	609
10.3.5	Missing IE or IE group	610
10.3.6	IEs or IE groups received in wrong order or with too many occurrences or erroneously present	611
10.4	Logical Error	611
10.5	Exceptions	612
Annex A (normative):	Allocation and Pre-emption of Radio Links in the Node B.....	613

A.1	Deriving Allocation Information for a Radio Link	613
A.1.1	Establishment of a New Radio Link	613
A.1.2	Modification of an Existing Radio Link	613
A.2	Deriving Retention Information for a Radio Link	614
A.3	The Allocation/Retention Process	615
A.4	The Pre-emption Process	615
Annex B (informative): Measurement reporting		616
Annex C (informative): Guidelines for Usage of the Criticality Diagnostics IE		621
C.1	EXAMPLE MESSAGE Layout	621
C.2	Example on a Received EXAMPLE MESSAGE	622
C.3	Content of Criticality Diagnostics	623
C.3.1	Example 1	623
C.3.2	Example 2	624
C.3.3	Example 3	625
C.3.4	Example 4	626
C.3.5	Example 5	627
C.4	ASN.1 of EXAMPLE MESSAGE	628
Annex D (informative): Change history		630
History		634

Foreword

This Technical Specification has been produced by the 3GPP.

The contents of the present document are subject to continuing work within the TSG and may change following formal TSG approval. Should the TSG modify the contents of this TS, it will be re-released by the TSG with an identifying change of release date and an increase in version number as follows:

Version x.y.z

where:

- x the first digit:
 - 1 presented to TSG for information;
 - 2 presented to TSG for approval;
 - 3 Indicates TSG approved document under change control.
- y the second digit is incremented for all changes of substance, i.e. technical enhancements, corrections, updates, etc.
- z the third digit is incremented when editorial only changes have been incorporated in the document.

1 Scope

The present document specifies the radio network layer signalling protocol called Node B Application Part (NBAP) specification to be used for Control Plane over Iub Interface.

2 References

The following documents contain provisions which, through reference in this text, constitute provisions of the present document.

- References are either specific (identified by date of publication, edition number, version number, etc.) or non-specific.
- For a specific reference, subsequent revisions do not apply.
- For a non-specific reference, the latest version applies. In the case of a reference to a 3GPP document (including a GSM document), a non-specific reference implicitly refers to the latest version of that document *in the same Release as the present document*.

- [1] 3GPP TS 25.401: "UTRAN Overall Description".
- [2] 3GPP TS 25.426: "UTRAN Iur and Iub Interface Data Transport & Transport Signalling for DCH Data Streams".
- [3] CCITT Recommendation X.731 (01/92): "Information Technology – Open Systems Interconnection – Systems Management: State Management function".
- [4] 3GPP TS 25.215: "Physical layer – Measurements (FDD)".
- [5] 3GPP TS 25.225: "Physical layer – Measurements (TDD)".
- [6] 3GPP TS 25.430: "UTRAN Iub General Aspect and Principle".
- [7] 3GPP TS 25.211: "Physical channels and mapping of transport channels onto physical channels (FDD)".
- [8] 3GPP TS 25.212: "Multiplexing and channel coding (FDD)".
- [9] 3GPP TS 25.213: "Spreading and modulation (FDD)".
- [10] 3GPP TS 25.214: "Physical layer procedures (FDD)".
- [11] ITU-T Recommendation X.691, (12/97) "Information technology - ASN.1 encoding rules - Specification of Packed Encoding Rules (PER)".
- [12] ITU-T Recommendation X.680, (12/97) "Information Technology - Abstract Syntax Notation One (ASN.1): Specification of basic notation".
- [13] ITU-T Recommendation X.681, (12/97) "Information Technology - Abstract Syntax Notation One (ASN.1): Information object specification".
- [14] 3GPP TS 25.104: "UTRA (BS) FDD; Radio Transmission and Reception".
- [15] 3GPP TS 25.105: "UTRA (BS) TDD; Radio Transmission and Reception".
- [16] 3GPP TS 25.427: "UTRAN Iur/Iub Interface User Plane Protocol for DCH Data Stream".
- [17] 3GPP TS 25.402: "Synchronisation in UTRAN Stage2".
- [18] 3GPP TS 25.331: "RRC Protocol Specification".

- [19] 3GPP TS25.221: "Physical channels and mapping of transport channels onto physical channels[TDD]".
- [20] 3GPP TS 25.223: "Spreading and modulation (TDD)".
- [21] 3GPP TS 25.224: "Physical Layer Procedures (TDD)".
- [22] 3GPP TS 25.133 (V3.3): "Requirements for support of Radio Resource management (FDD)".
- [23] 3GPP TS 25.123 (V4.0): " Requirements for support of Radio Resource management (TDD)".
- [24] 3GPP TS 25.435: "UTRAN Iub Interface: User Plane Protocols for Common Transport Channel Data Streams".
- [25] 3GPP TS 25.302: "Services Provided by the Physical Layer".
- [26] 3GPP TR 25.921: "Guidelines and Principles for Protocol Description and Error Handling".
- [27] ICD-GPS-200: "Navstar GPS Space Segment/Navigation User Interface".
- [28] RTCM-SC104: "RTCM Recommended Standards for Differential GNSS Service (v.2.2)".
- [29] IETF RFC 2460 "Internet Protocol, Version 6 (IPv6) Specification".
- [30] IETF RFC 768 "User Datagram Protocol", (8/1980)
- [31] 3GPP TS 25.434: " UTRAN Iub Interface Data Transport & Transport Signalling for Common Transport Channel Data Streams ".

3 Definitions, symbols and abbreviations

3.1 Definitions

For the purposes of the present document, the following terms and definitions apply.

CRNC Communication Context: The CRNC Communication Context contains the necessary information for the CRNC for communication with a specific UE. The CRNC Communication Context is identified by the CRNC Communication Context ID.

Elementary Procedure: The NBAP protocol consists of Elementary Procedures (EPs). An Elementary Procedure is a unit of interaction between the CRNC and the Node B.

An EP consists of an initiating message and possibly a response message.

Two kinds of EPs are used:

- **Class 1:** Elementary Procedures with response (success or failure).
- **Class 2:** Elementary Procedures without response.

For **Class 1** EPs, the types of responses can be as follows:

Successful

- A signalling message explicitly indicates that the elementary procedure has been successfully completed with the receipt of the response.

Unsuccessful

- A signalling message explicitly indicates that the EP failed.

Class 2 EPs are considered always successful.

Node B Communication Context: The Node B Communication Context contains the necessary information for the Node B for communication with a specific UE. The Node B Communication Context is created by the Radio Link Setup procedure and deleted by the Radio Link Deletion procedure when deleting the last Radio Link within the Node B Communication Context. The Node B Communication Context is identified by the Node B Communication Context ID.

Prepared Reconfiguration: A Prepared Reconfiguration exists when the Synchronised Radio Link Reconfiguration Preparation procedure has been completed successfully. The Prepared Reconfiguration does not exist any more after either of the procedures Synchronised Radio Link Reconfiguration Commit or Synchronised Radio Link Reconfiguration Cancellation has been completed.

3.2 Symbols

Void.

3.3 Abbreviations

For the purposes of the present document, the following abbreviations apply:

A-GPS	Assisted GPS
AICH	Acquisition Indicator Channel
ALCAP	Access Link Control Application Part
AP-AICH	Access Preamble Acquisition Indicator Channel
ASN.1	Abstract Syntax Notation One
BCCH	Broadcast Control Channel
CCPCH	Common Control Physical Channel
CFN	Connection Frame Number
CM	Compressed Mode
CPCH	Common Packet Channel
CPICH	Common Pilot Channel
CRNC	Controlling Radio Network Controller
CSICH	CPCH Status Indicator Channel
DCH	Dedicated Channel
DGPS	Differential GPS
DL	Downlink
DPCCH	Dedicated Physical Control Channel
DPCH	Dedicated Physical Channel
DPDCH	Dedicated Physical Data Channel
DSCH	Downlink Shared Channel
FACH	Forward Access Channel
FDD	Frequency Division Duplex
FP	Frame Protocol
GPS	Global Positioning System
HS-DSCH	High Speed Downlink Shared Channel
HS-PDSCH	High Speed Physical Downlink Shared Channel
HS-SCCH	High Speed Shared Control Channel
HS-SICH	High Speed Shared Information Channel
IP	Internet Protocol
IPDL	Idle Periods in the DownLink
ISCP	Interference Signal Code Power
L1	Layer 1
L2	Layer 2
MIB	Master Information Block
NBAP	Node B Application Part
O&M	Operation and Maintenance
PCCPCH	Primary Common Control Physical Channel
PCH	Paging Channel
PCPCH	Physical Common Packet Channel
PDSCH	Physical Downlink Shared Channel
PICH	Paging Indication Channel
PUSCH	Physical Uplink Shared Channel

RACH	Random Access Channel
RL	Radio Link
RLS	Radio Link Set
RNC	Radio Network Controller
RRC	Radio Resource Control
SB	Scheduling Block
SCCPCH	Secondary Common Control Physical Channel
SCH	Synchronisation Channel
SCTD	Space Code Transmit Diversity
SIB	System Information Block
SRNC	Serving Radio Network Controller
SSDT	Site Selection Diversity Transmission
STTD	Space Time Transmit Diversity
TDD	Time Division Duplex
TFC	Transport Format Combination
TFCI	Transport Format Combination Indicator
TFCS	Transport Format Combination Set
TFS	Transport Format Set
TPC	Transmit Power Control
TSTD	Time Switched Transmit Diversity
UARFCN	UTRA Absolute Radio Frequency Channel Number
UDP	User Datagram Protocol
UE	User Equipment
UL	Uplink
UMTS	Universal Mobile Telecommunications System
USCH	Uplink Shared Channel
UTRA	Universal Terrestrial Radio Access
UTRAN	Universal Terrestrial Radio Access Network

4 General

4.1 Procedure Specification Principles

The principle for specifying the procedure logic is to specify the functional behaviour of the Node B exactly and completely. The CRNC functional behaviour is left unspecified. The Reset procedure is an exception from this principle.

The following specification principles have been applied for the procedure text in subclause 8:

- The procedure text discriminates between:

- 1) Functionality which "shall" be executed

The procedure text indicates that the receiving node "shall" perform a certain function Y under a certain condition. If the receiving node supports procedure X but cannot perform functionality Y requested in the REQUEST message of a Class 1 EP, the receiving node shall respond with the message used to report unsuccessful outcome for this procedure, containing an appropriate cause value.

- 2) Functionality which "shall, if supported" be executed

The procedure text indicates that the receiving node "shall, if supported," perform a certain function Y under a certain condition. If the receiving node supports procedure X, but does not support functionality Y, the receiving node shall proceed with the execution of the EP, possibly informing the requesting node about the not supported functionality.

- Any required inclusion of an optional IE in a response message is explicitly indicated in the procedure text. If the procedure text does not explicitly indicate that an optional IE shall be included in a response message, the optional IE shall not be included.

4.2 Forwards and Backwards Compatibility

The forwards and backwards compatibility of the protocol is assured by a mechanism where all current and future messages, and IEs or groups of related IEs, include Id and criticality fields that are coded in a standard format that will not be changed in the future. These parts can always be decoded regardless of the standard version.

4.3 Specification Notations

For the purposes of the present document, the following notations apply:

- [FDD] This tagging of a word indicates that the word preceding the tag "[FDD]" applies only to FDD. This tagging of a heading indicates that the heading preceding the tag "[FDD]" and the section following the heading applies only to FDD.
- [TDD] This tagging of a word indicates that the word preceding the tag "[TDD]" applies only to TDD, including 3.84Mcps TDD and 1.28Mcps TDD. This tagging of a heading indicates that the heading preceding the tag "[TDD]" and the section following the heading applies only to TDD, including 3.84Mcps TDD and 1.28Mcps TDD.
- [3.84Mcps TDD] This tagging of a word indicates that the word preceding the tag "[3.84Mcps TDD]" applies only to 3.84Mcps TDD. This tagging of a heading indicates that the heading preceding the tag "[3.84Mcps TDD]" and the section following the heading applies only to 3.84Mcps TDD.
- [1.28Mcps TDD] This tagging of a word indicates that the word preceding the tag "[1.28Mcps TDD]" applies only to 1.28Mcps TDD. This tagging of a heading indicates that the heading preceding the tag "[1.28Mcps TDD]" and the section following the heading applies only to 1.28Mcps TDD.
- [FDD - ...] This tagging indicates that the enclosed text following the "[FDD - " applies only to FDD. Multiple sequential paragraphs applying only to FDD are enclosed separately to enable insertion of TDD specific (or common) paragraphs between the FDD specific paragraphs.
- [TDD - ...] This tagging indicates that the enclosed text following the "[TDD - " applies only to TDD, including 3.84Mcps TDD and 1.28Mcps TDD. Multiple sequential paragraphs applying only to TDD are enclosed separately to enable insertion of FDD specific (or common) paragraphs between the TDD specific paragraphs.
- [3.84Mcps TDD - ...] This tagging indicates that the enclosed text following the "[3.84Mcps TDD - " applies only to 3.84Mcps TDD. Multiple sequential paragraphs applying only to 1.28Mcps TDD are enclosed separately to enable insertion of FDD and TDD specific (or common) paragraphs between the 3.84Mcps TDD specific paragraphs.
- [1.28Mcps TDD - ...] This tagging indicates that the enclosed text following the "[1.28Mcps TDD - " applies only to 1.28Mcps TDD. Multiple sequential paragraphs applying only to 1.28Mcps TDD are enclosed separately to enable insertion of FDD and TDD specific (or common) paragraphs between the 1.28Mcps TDD specific paragraphs.
- Procedure When referring to an elementary procedure in the specification the Procedure Name is written with the first letters in each word in upper case characters followed by the word "procedure", e.g. Radio Link Setup procedure.
- Message When referring to a message in the specification the MESSAGE NAME is written with all letters in upper case characters followed by the word "message", e.g. RADIO LINK SETUP REQUEST message.
- IE When referring to an information element (IE) in the specification the *Information Element Name* is written with the first letters in each word in upper case characters and all letters in Italic font followed by the abbreviation "IE", e.g. *Transport Format Set IE*.
- Value of an IE When referring to the value of an information element (IE) in the specification the "Value" is written as it is specified in subclause 9.2 enclosed by quotation marks, e.g. "Abstract Syntax Error (Reject)" or "SSDT Active in the UE".

5 NBAP Services

5.1 Parallel Transactions

Unless explicitly indicated in the procedure description, at any instance in time one protocol peer shall have a maximum of one ongoing dedicated NBAP procedure related to a certain Node B communication context.

6 Services Expected from Signalling Transport

NBAP requires an assured in-sequence delivery service from the signalling bearer, and notification if the assured in-sequence delivery service is no longer available.

7 Functions of NBAP

The NBAP protocol provides the following functions:

- Cell Configuration Management. This function gives the CRNC the possibility to manage the cell configuration information in a Node B.
- Common Transport Channel Management. This function gives the CRNC the possibility to manage the configuration of Common Transport Channels in a Node B.
- System Information Management. This function gives the CRNC the ability to manage the scheduling of System Information to be broadcast in a cell.
- Resource Event Management. This function gives the Node B the ability to inform the CRNC about the status of Node B resources.
- Configuration Alignment. This function gives the CRNC and the Node B the possibility to verify and enforce that both nodes have the same information on the configuration of the radio resources.
- Measurements on Common Resources. This function allows the CRNC to initiate measurements in the Node B. The function also allows the Node B to report the result of the measurements.
- Radio Link Management. This function allows the CRNC to manage radio links using dedicated resources in a Node B.
- Radio Link Supervision. This function allows the CRNC to report failures and restorations of a Radio Link.
- Compressed Mode Control [FDD]. This function allows the CRNC to control the usage of compressed mode in a Node B.
- Measurements on Dedicated Resources. This function allows the CRNC to initiate measurements in the Node B. The function also allows the Node B to report the result of the measurements.
- DL Power Drifting Correction [FDD]. This function allows the CRNC to adjust the DL power level of one or more Radio Links in order to avoid DL power drifting between the Radio Links.
- Reporting of General Error Situations. This function allows reporting of general error situations, for which function specific error messages have not been defined.
- Physical Shared Channel Management. This function allows the CRNC to manage physical resources in the Node B belonging to High Speed Downlink Shared Channels and High Speed Shared Control Channels [TDD – and High Speed Shared Indication Channels and Shared Channels (USCH/DSCH)].
- DL Power Timeslot Correction [TDD]. This function enables the Node B to apply an individual offset to the transmission power in each timeslot according to the downlink interference level at the UE.
- Cell Synchronisation [TDD]. This function allows the synchronisation of cells or Node Bs via the air interface.

- Information Exchange. This function allows the CRNC to initiate information provision from the Node B. The function also allows the Node B to report the requested information.
- Bearer Rearrangement. This function allows Node B to indicate the need for bearer re-arrangement for UE context. The function also allows the CRNC to re-arrange bearers for UE context.

The mapping between the above functions and NBAP elementary procedures is shown in the table below.

Table 1: Mapping between functions and NBAP elementary procedures

Function	Elementary Procedure(s)
Cell Configuration Management	a) Cell Setup b) Cell Reconfiguration c) Cell Deletion
Common Transport Channel Management	a) Common Transport Channel Setup b) Common Transport Channel Reconfiguration c) Common Transport Channel Deletion
System Information Management	System Information Update
Resource Event Management	a) Block Resource b) Unblock Resource c) Resource Status Indication
Configuration Alignment	a) Audit Required b) Audit c) Reset
Measurements on Common Resources	a) Common Measurement Initiation b) Common Measurement Reporting c) Common Measurement Termination d) Common Measurement Failure
Radio Link Management.	a) Radio Link Setup b) Radio Link Addition c) Radio Link Deletion d) Unsynchronised Radio Link Reconfiguration e) Synchronised Radio Link Reconfiguration Preparation f) Synchronised Radio Link Reconfiguration Commit g) Synchronised Radio Link Reconfiguration Cancellation h) Radio Link Pre-emption
Radio Link Supervision.	a) Radio Link Failure b) Radio Link Restoration
Compressed Mode Control [FDD]	a) Radio Link Setup b) Radio Link Addition c) Compressed Mode Command d) Unsynchronised Radio Link Reconfiguration e) Synchronised Radio Link Reconfiguration Preparation f) Synchronised Radio Link Reconfiguration Commit g) Synchronised Radio Link Reconfiguration Cancellation
Measurements on Dedicated Resources	a) Dedicated Measurement Initiation b) Dedicated Measurement Reporting c) Dedicated Measurement Termination d) Dedicated Measurement Failure
DL Power Drifting Correction [FDD]	Downlink Power Control
Reporting of General Error Situations	Error Indication
Physical Shared Channel Management	Physical Shared Channel Reconfiguration
DL Power Timeslot Correction [TDD]	Downlink Power Timeslot Control
Cell Synchronisation [TDD]	a) Cell Synchronisation Initiation b) Cell Synchronisation Reconfiguration c) Cell Synchronisation Reporting d) Cell Synchronisation Termination e) Cell Synchronisation Failure f) Cell Synchronisation Adjustment
Information Exchange	a) Information Exchange Initiation b) Information Reporting c) Information Exchange Termination d) Information Exchange Failure

Function	Elementary Procedure(s)
Bearer Re-arrangement	a) Bearer Re-arrangement Indication b) Unsynchronised Radio Link Reconfiguration c) Synchronised Radio Link Reconfiguration Preparation d) Synchronised Radio Link Reconfiguration Commit e) Synchronised Radio Link Reconfiguration Cancellation

8 NBAP Procedures

8.1 Elementary Procedures

NBAP procedures are divided into common procedures and dedicated procedures.

- NBAP common procedures are procedures that request initiation of a UE context for a specific UE in Node B or are not related to a specific UE. NBAP common procedures also incorporate logical O&M [1] procedures.
- NBAP dedicated procedures are procedures that are related to a specific UE context in Node B. This UE context is identified by a UE context identity.

The two types of procedures may be carried on separate signalling links.

In the following tables, all EPs are divided into Class 1 and Class 2 EPs:

Table 2: Class 1

Elementary Procedure	Message	Successful Outcome	Unsuccessful Outcome
		Response message	Response message
Cell Setup	CELL SETUP REQUEST	CELL SETUP RESPONSE	CELL SETUP FAILURE
Cell Reconfiguration	CELL RECONFIGURATION REQUEST	CELL RECONFIGURATION RESPONSE	CELL RECONFIGURATION FAILURE
Cell Deletion	CELL DELETION REQUEST	CELL DELETION RESPONSE	
Common Transport Channel Setup	COMMON TRANSPORT CHANNEL SETUP REQUEST	COMMON TRANSPORT CHANNEL SETUP RESPONSE	COMMON TRANSPORT CHANNEL SETUP FAILURE
Common Transport Channel Reconfiguration	COMMON TRANSPORT CHANNEL RECONFIGURATION REQUEST	COMMON TRANSPORT CHANNEL RECONFIGURATION RESPONSE	COMMON TRANSPORT CHANNEL RECONFIGURATION FAILURE
Common Transport Channel Deletion	COMMON TRANSPORT CHANNEL DELETION REQUEST	COMMON TRANSPORT CHANNEL DELETION RESPONSE	
Physical Shared Channel Reconfigure	PHYSICAL SHARED CHANNEL RECONFIGURATION REQUEST	PHYSICAL SHARED CHANNEL RECONFIGURATION RESPONSE	PHYSICAL SHARED CHANNEL RECONFIGURATION FAILURE
Audit	AUDIT REQUEST	AUDIT RESPONSE	AUDIT FAILURE
Block Resource	BLOCK RESOURCE REQUEST	BLOCK RESOURCE RESPONSE	BLOCK RESOURCE FAILURE
Radio Link Setup	RADIO LINK SETUP REQUEST	RADIO LINK SETUP RESPONSE	RADIO LINK SETUP FAILURE
System Information Update	SYSTEM INFORMATION UPDATE REQUEST	SYSTEM INFORMATION UPDATE RESPONSE	SYSTEM INFORMATION UPDATE FAILURE
Common Measurement Initiation	COMMON MEASUREMENT INITIATION REQUEST	COMMON MEASUREMENT INITIATION RESPONSE	COMMON MEASUREMENT INITIATION FAILURE
Radio Link Addition	RADIO LINK ADDITION REQUEST	RADIO LINK ADDITION RESPONSE	RADIO LINK ADDITION FAILURE
Radio Link Deletion	RADIO LINK DELETION REQUEST	RADIO LINK DELETION RESPONSE	
Synchronised Radio Link Reconfiguration Preparation	RADIO LINK RECONFIGURATION PREPARE	RADIO LINK RECONFIGURATION READY	RADIO LINK RECONFIGURATION FAILURE
Unsynchronised Radio Link Reconfiguration	RADIO LINK RECONFIGURATION REQUEST	RADIO LINK RECONFIGURATION RESPONSE	RADIO LINK RECONFIGURATION FAILURE
Dedicated Measurement Initiation	DEDICATED MEASUREMENT INITIATION REQUEST	DEDICATED MEASUREMENT INITIATION RESPONSE	DEDICATED MEASUREMENT INITIATION FAILURE
Reset	RESET REQUEST	RESET RESPONSE	
Cell Synchronisation Initiation [TDD]	CELL SYNCHRONISATION INITIATION REQUEST	CELL SYNCHRONISATION INITIATION RESPONSE	CELL SYNCHRONISATION INITIATION FAILURE
Cell Synchronisation Reconfiguration [TDD]	CELL SYNCHRONISATION RECONFIGURATION REQUEST	CELL SYNCHRONISATION RECONFIGURATION RESPONSE	CELL SYNCHRONISATION RECONFIGURATION FAILURE
Cell Synchronisation Adjustment [TDD]	CELL SYNCHRONISATION ADJUSTMENT REQUEST	CELL SYNCHRONISATION ADJUSTMENT RESPONSE	CELL SYNCHRONISATION ADJUSTMENT FAILURE
Information Exchange Initiation	INFORMATION EXCHANGE INITIATION REQUEST	INFORMATION EXCHANGE INITIATION RESPONSE	INFORMATION EXCHANGE INITIATION FAILURE

Table 3: Class 2

Elementary Procedure	Message
Resource Status Indication	RESOURCE STATUS INDICATION
Audit Required	AUDIT REQUIRED INDICATION
Common Measurement Reporting	COMMON MEASUREMENT REPORT
Common Measurement Termination	COMMON MEASUREMENT TERMINATION REQUEST
Common Measurement Failure	COMMON MEASUREMENT FAILURE INDICATION
Synchronised Radio Link Reconfiguration Commit	RADIO LINK RECONFIGURATION COMMIT
Synchronised Radio Link Reconfiguration Cancellation	RADIO LINK RECONFIGURATION CANCELLATION
Radio Link Failure	RADIO LINK FAILURE INDICATION
Radio Link Restoration	RADIO LINK RESTORE INDICATION
Dedicated Measurement Reporting	DEDICATED MEASUREMENT REPORT
Dedicated Measurement Termination	DEDICATED MEASUREMENT TERMINATION REQUEST
Dedicated Measurement Failure	DEDICATED MEASUREMENT FAILURE INDICATION
Downlink Power Control [FDD]	DL POWER CONTROL REQUEST
Compressed Mode Command [FDD]	COMPRESSED MODE COMMAND
Unblock Resource	UNBLOCK RESOURCE INDICATION
Error Indication	ERROR INDICATION
Downlink Power Timeslot Control [TDD]	DL POWER TIMESLOT CONTROL REQUEST
Radio Link Pre-emption	RADIO LINK PREEMPTION REQUIRED INDICATION
Cell Synchronisation Reporting [TDD]	CELL SYNCHRONISATION REPORT
Cell Synchronisation Termination [TDD]	CELL SYNCHRONISATION TERMINATION REQUEST
Cell Synchronisation Failure [TDD]	CELL SYNCHRONISATION FAILURE INDICATION
Information Reporting	INFORMATION REPORT
Information Exchange Termination	INFORMATION EXCHANGE TERMINATION REQUEST
Information Exchange Failure	INFORMATION EXCHANGE FAILURE INDICATION
Bearer Re-arrangement	BEARER REARRANGEMENT INDICATION

8.2 NBAP Common Procedures

8.2.1 Common Transport Channel Setup

8.2.1.1 General

This procedure is used for establishing the necessary resources in Node B, regarding Secondary CCPCH, PICH, PRACH, PCPCH [FDD], AICH [FDD], AP_AICH [FDD], CD/CA-ICH [FDD], FACH, PCH, RACH, FPACH[1.28Mcps TDD] and CPCH [FDD].

8.2.1.2 Successful Operation

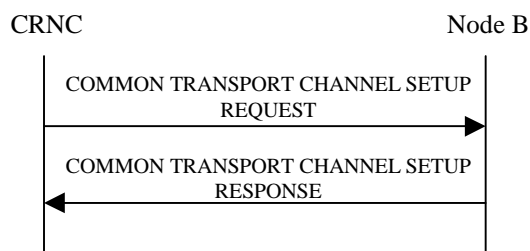


Figure 1: Common Transport Channel Setup procedure, Successful Operation

The procedure is initiated with a COMMON TRANSPORT CHANNEL SETUP REQUEST message sent from the CRNC to the Node B.

One message can configure only one of the following combinations:

- [FDD - one Secondary CCPCH, and FACHs, PCH and PICH related to that Secondary CCPCH], or
- [TDD - one CCTrCH consisting of Secondary CCPCHs and FACHes, PCH with the corresponding PICH related to that group of Secondary CCPCHs], or
- one [1.28Mcps TDD – or more] PRACH, one RACH and one AICH [FDD] and one FPACH[1.28Mcps TDD] related to that PRACH.
- [FDD-PCPCHs, one CPCH, one AP_AICH and one CD/CA-ICH related to that group of PCPCHs.]

Secondary CCPCH:

[FDD - When the COMMON TRANSPORT CHANNEL SETUP REQUEST message contains a Secondary CCPCH, the Node B shall configure and activate it according to the COMMON TRANSPORT CHANNEL SETUP REQUEST message.]

[TDD - When the COMMON TRANSPORT CHANNEL SETUP REQUEST message contains one or more Secondary CCPCHs, the Node B shall configure and activate them according to the COMMON TRANSPORT CHANNEL SETUP REQUEST message.]

[TDD- FACHs and PCH may be mapped onto a CCTrCH which may consist of several Secondary CCPCHs]

If the COMMON TRANSPORT CHANNEL SETUP REQUEST message contains one or several FACHs, the Node B shall configure and activate them according to the COMMON TRANSPORT CHANNEL SETUP REQUEST message.

If the COMMON TRANSPORT CHANNEL SETUP REQUEST message contains a PCH and a PICH, the Node B shall configure and activate them according to the COMMON TRANSPORT CHANNEL SETUP REQUEST message.

PRACH:

When the COMMON TRANSPORT CHANNEL SETUP REQUEST message contains a PRACH, the Node B shall configure and activate it according to the COMMON TRANSPORT CHANNEL SETUP REQUEST message.

[1.28Mcps TDD – FPACH]:

If the COMMON TRANSPORT CHANNEL SETUP REQUEST message contains a FPACH, the Node B shall configure and activate it according to the COMMON TRANSPORT CHANNEL SETUP REQUEST message.

[FDD-PCPCHs]:

When the COMMON TRANSPORT CHANNEL SETUP REQUEST message contains PCPCHs, the Node B shall configure and activate it according to the COMMON TRANSPORT CHANNEL SETUP REQUEST message.

If the COMMON TRANSPORT CHANNEL SETUP REQUEST message includes *CD Signatures* IE, the Node B may use only the given CD signatures on CD/CA-ICH.

If the COMMON TRANSPORT CHANNEL SETUP REQUEST message includes Channel Request Parameters IE, the Node B shall use the parameters to distinguish the PCPCHs.

If the COMMON TRANSPORT CHANNEL SETUP REQUEST message includes *AP Sub Channel Number* IE in Channel Request Parameters IE, the Node B shall use AP sub channel number to distinguish the PCPCHs.

If the COMMON TRANSPORT CHANNEL SETUP REQUEST message includes *AP Sub Channel Number* IE in SF Request Parameters IE, the Node B shall use AP sub channel number to distinguish the requested Spreading Factors.

After successfully configuring the requested common transport channels and the common physical channels, the Node B shall store the value of *Configuration Generation ID* IE and it shall respond with the COMMON TRANSPORT CHANNEL SETUP RESPONSE message with the *Common Transport Channel ID* IE, the *Binding ID* IE and the *Transport Layer Address* IE for the configured common transport channels.

If the COMMON TRANSPORT CHANNEL SETUP REQUEST message includes the *Transport Layer Address* and *Binding ID* IEs, the Node B may use the transport layer address and the binding identifier received from the CRNC when establishing a transport bearer for the indicated common transport channels.

After a successful procedure and once the transport bearers are established, the configured common transport channels and the common physical channels shall adopt the state Enabled [6] in Node B and the common physical channels exist on the Uu interface.

8.2.1.3 Unsuccessful Operation

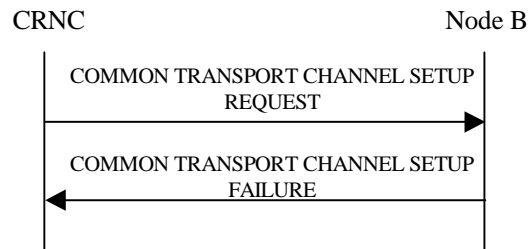


Figure 2: Common Transport Channel Setup procedure, Unsuccessful Operation

If the Node B is not able to support all or part of the configuration, it shall reject the configuration of all the channels in the COMMON TRANSPORT CHANNEL SETUP REQUEST message. The channels in the COMMON TRANSPORT CHANNEL SETUP REQUEST message shall remain in the same state as prior to the procedure. The *Cause* IE shall be set to an appropriate value. The value of *Configuration Generation ID* IE from the COMMON TRANSPORT CHANNEL SETUP REQUEST message shall not be stored.

If the configuration was unsuccessful, the Node B shall respond with a COMMON TRANSPORT CHANNEL SETUP FAILURE message.

Typical cause values are as follows:

Radio Network Layer Cause

- Cell not available
- Power level not supported
- Node B Resources unavailable
- Requested Tx Diversity Mode not supported

- UL SF not supported
- DL SF not supported
- Common Transport Channel Type not supported

Transport Layer Cause

- Transport Resources Unavailable

Miscellaneous Cause

- O&M Intervention
- Control processing overload
- HW failure

8.2.1.4 Abnormal Conditions

If the COMMON TRANSPORT CHANNEL SETUP REQUEST message contains the *Secondary CCPCH* IE, and that IE contains [FDD – neither the *FACH Parameters* IE nor the *PCH Parameters* IE] [TDD – neither the *FACH* IE nor the *PCH* IE], the Node B shall reject the procedure using the COMMON TRANSPORT CHANNEL SETUP FAILURE message.

[FDD – If the COMMON TRANSPORT CHANNEL SETUP REQUEST message contains the *CD Sub Channel Numbers* IE, but the *CD Signatures* IE is not present, the Node B shall reject the procedure using the COMMON TRANSPORT CHANNEL SETUP FAILURE message.]

[TDD – If the *FACH CTrCH id* IE or the *PCH CTrCH id* IE does not equal the *SCCPCH CTrCH id* IE the Node B shall regard the Common Transport Channel Setup procedure as having failed and the Node B shall send the COMMON TRANSPORT CHANNEL SETUP FAILURE message to the CRNC.]

[TDD – If the *TDD Physical Channel Offset* IE, the *Repetition Period* IE, and the *Repetition Length* IE are not equal for each SCCPCH configured within the CTrCH the Node B shall regard the Common Transport Channel Setup procedure as having failed and the Node B shall send the COMMON TRANSPORT CHANNEL SETUP FAILURE message to the CRNC.]

If the state is already Enabled or Disabled [6] for at least one channel in the COMMON TRANSPORT CHANNEL SETUP REQUEST message which is received, the Node B shall reject the configuration of all channels with the *Cause* IE set to "Message not compatible with receiver state".

If the COMMON TRANSPORT CHANNEL SETUP REQUEST message contains the *Transport Layer Address* IE or the *Binding ID* IE, and not both are present for a transport channel intended to be established, the Node B shall reject the procedure using the COMMON TRANSPORT CHANNEL SETUP FAILURE message.

8.2.2 Common Transport Channel Reconfiguration

8.2.2.1 General

This procedure is used for reconfiguring common transport channels and/or common physical channels, while they still might be in operation.

8.2.2.2 Successful Operation

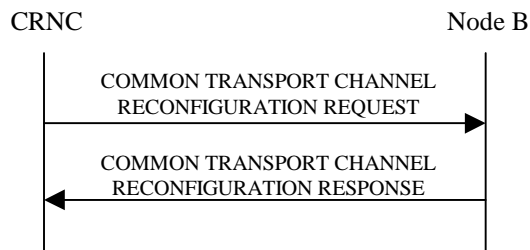


Figure 3: Common Transport Channel Reconfiguration, Successful Operation

The procedure is initiated with a COMMON TRANSPORT CHANNEL RECONFIGURATION REQUEST message sent from the CRNC to the Node B.

One message can configure only one of the following combinations:

- [FDD – FACHs, one PCH and/or one PICH related to one Secondary CCPCH], or
- [TDD – one CCTrCH consisting of Secondary CCPCHs and FACHs, PCH with the corresponding PICH related to that group of Secondary CCPCHs], or
- one RACH and/or one AICH[FDD] and/or one FPACH[1.28Mcps TDD] related to one PRACH, or
- [FDD – one CPCH and/or one AP-AICH and/or one CD/CA-ICH related to one CPCH].

[TDD - SCCPCH: If the COMMON TRANSPORT CHANNEL RECONFIGURATION REQUEST message includes the *SCCPCH Power* IE, the Node B shall reconfigure the power that the indicated S-CCPCH shall use.]

FACH: When one or several FACHs are present Node B shall reconfigure the indicated FACHs.

[FDD - If the COMMON TRANSPORT CHANNEL RECONFIGURATION REQUEST message includes the *Max FACH Power* IE, the Node B shall reconfigure the maximum power that the FACH may use.]

[1.28Mcps TDD - If the COMMON TRANSPORT CHANNEL RECONFIGURATION REQUEST message includes the *Max FACH Power* IE, the Node B shall reconfigure the maximum power that the FACH may use.]

If the COMMON TRANSPORT CHANNEL RECONFIGURATION REQUEST message includes the *ToAWS* IE, the Node B shall reconfigure the time of arrival window startpoint that the FACH shall use.

If the COMMON TRANSPORT CHANNEL RECONFIGURATION REQUEST message includes the *ToAWE* IE, the Node B shall reconfigure the time of arrival window endpoint that the FACH shall use.

PCH: When the PCH is present Node B shall reconfigure the indicated PCH.

[FDD - If the COMMON TRANSPORT CHANNEL RECONFIGURATION REQUEST message includes the *PCH Power* IE, the Node B shall reconfigure the power that the PCH shall use.]

[1.28Mcps TDD - If the COMMON TRANSPORT CHANNEL RECONFIGURATION REQUEST message includes the *PCH Power* IE, the Node B shall reconfigure the power that the PCH shall use.]

If the COMMON TRANSPORT CHANNEL RECONFIGURATION REQUEST message includes the *ToAWS* IE, the Node B shall reconfigure the time of arrival window startpoint that the PCH shall use.

If the COMMON TRANSPORT CHANNEL RECONFIGURATION REQUEST message includes the *ToAWE* IE, the Node B shall reconfigure the time of arrival window endpoint that the PCH shall use.

PICH: When a PICH is present Node B shall reconfigure the indicated PICH.

If the COMMON TRANSPORT CHANNEL RECONFIGURATION REQUEST message includes the *PICH Power* IE, the Node B shall reconfigure the power that the PICH shall use.

[FDD – PRACH]: When a PRACH is present Node B shall reconfigure the indicated PRACH.

If the COMMON TRANSPORT CHANNEL RECONFIGURATION REQUEST message includes the Allowed Preamble Signatures Information, the Node B shall reconfigure the preamble signatures that the PRACH shall use.

If the COMMON TRANSPORT CHANNEL RECONFIGURATION REQUEST message includes the Allowed Slot Format Information, the Node B shall reconfigure the slot formats that the PRACH shall use.

If the COMMON TRANSPORT CHANNEL RECONFIGURATION REQUEST message includes the Allowed Sub Channel Information, the Node B shall reconfigure the sub channel numbers that the PRACH shall use.

[FDD – AICH]: When a AICH is present Node B shall reconfigure the indicated AICH.

If the COMMON TRANSPORT CHANNEL RECONFIGURATION REQUEST message includes the *AICH Power* IE, the Node B shall reconfigure the power that the AICH shall use.

[FDD – CPCH]: When a CPCH is present Node B shall reconfigure the indicated CPCH.

If the COMMON TRANSPORT CHANNEL RECONFIGURATION REQUEST message includes UL SIR Information, the Node B shall reconfigure the UL SIR for the UL power control for the CPCH.

If the COMMON TRANSPORT CHANNEL RECONFIGURATION REQUEST message includes Initial DL transmission Power Information, the Node B shall reconfigure the Initial DL transmission Power for the CPCH.

If the COMMON TRANSPORT CHANNEL RECONFIGURATION REQUEST message includes Maximum DL Power Information, the Node B shall apply this value to the new configuration and never transmit with a higher power on any DL PCPCHs once the new configuration is being used.

If the COMMON TRANSPORT CHANNEL RECONFIGURATION REQUEST message includes Minimum DL Power Information, the Node B shall apply this value to the new configuration and never transmit with a lower power on any DL PCPCHs once the new configuration is being used.

[FDD – AP-AICH]: When a AP-AICH is present Node B shall reconfigure the indicated AP-AICH.

If the COMMON TRANSPORT CHANNEL RECONFIGURATION REQUEST message includes the *AP-AICH Power* IE, the Node B shall reconfigure the power that the AP-AICH shall use.

If the COMMON TRANSPORT CHANNEL RECONFIGURATION REQUEST message includes the *CSICH Power* IE, the Node B shall reconfigure the power that the CSICH shall use.

[FDD-CD/CA-ICH]: When a CD/CA-ICH is present Node B shall reconfigure the indicated CD/CA-ICH.

If the COMMON TRANSPORT CHANNEL RECONFIGURATION REQUEST message includes the *CD/CA-AICH Power* IE, the Node B shall reconfigure the power that the CD/CA-AICH shall use.

[1.28Mcps TDD - FPACH]: If the FPACH is included, the Node B shall reconfigure the indicated FPACH.

If the COMMON TRANSPORT CHANNEL RECONFIGURATION REQUEST message includes the *Max FPACH Power* IE, the Node B shall reconfigure the power that the FPACH shall use.

After a successful procedure, the channels will have adopted the new configuration in Node B. The channels in the COMMON TRANSPORT CHANNEL RECONFIGURATION REQUEST message shall remain in the same state as prior to the procedure. Node B shall store the value of *Configuration Generation ID* IE, and the Node B shall respond with the COMMON TRANSPORT CHANNEL RECONFIGURATION RESPONSE message.

8.2.2.3 Unsuccessful Operation

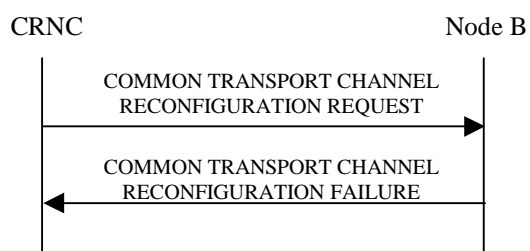


Figure 4: Common Transport Channel Reconfiguration procedure, Unsuccessful Operation

If the Node B is not able to support all or parts of the configuration, it shall reject the configuration of all the channels in the COMMON TRANSPORT CHANNEL RECONFIGURATION REQUEST message. The channels in the COMMON TRANSPORT CHANNEL RECONFIGURATION REQUEST message shall remain in the same state as prior to the procedure. The *Cause* IE shall be set to an appropriate value. The value of *Configuration Generation ID* IE from the COMMON TRANSPORT CHANNEL RECONFIGURATION REQUEST message shall not be stored.

If the configuration was unsuccessful, the Node B shall respond with the COMMON TRANSPORT CHANNEL RECONFIGURATION FAILURE message.

Typical cause values are as follows:

Radio Network Layer Cause

- Cell not available
- Power level not supported
- Node B Resources unavailable

Transport Layer Cause

- Transport Resources Unavailable

Miscellaneous Cause

- O&M Intervention
- Control processing overload
- HW failure

8.2.2.4 Abnormal Conditions

-

8.2.3 Common Transport Channel Deletion

8.2.3.1 General

This procedure is used for deleting common physical channels and common transport channels.

8.2.3.2 Successful Operation

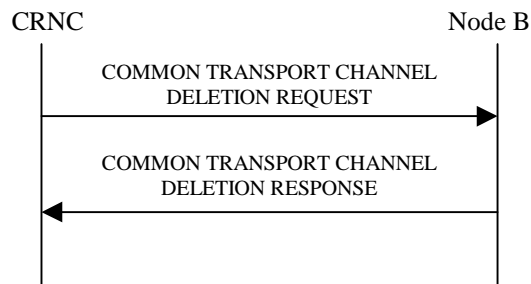


Figure 5: Common Transport Channel Deletion procedure, Successful Operation

The procedure is initiated with a COMMON TRANSPORT CHANNEL DELETION REQUEST message sent from the CRNC to the Node B.

- Secondary CCPCH:** When the COMMON TRANSPORT CHANNEL DELETION REQUEST message contains a Secondary CCPCH, Node B shall delete the indicated channel and the FACHs and PCH supported by that Secondary CCPCH. If there is a PCH that is deleted, the PICH associated with that PCH shall also be deleted.
- PRACH:** When the COMMON TRANSPORT CHANNEL DELETION REQUEST message contains a PRACH, Node B shall delete the indicated channel and the RACH supported by the PRACH. [FDD - The AICH associated with the RACH shall also be deleted.]
- [FDD – PCPCHes]:** When the COMMON TRANSPORT CHANNEL DELETION REQUEST message contains one of PCPCHes for a CPCH, Node B shall delete all PCPCHes associated with the indicated channel and the CPCH supported by the PCPCHes. The AP-AICH and CD/CA-IICH associated with the CPCH shall also be deleted.

[TDD – If the requested common physical channel is a part of a CCTrCH, all common transport channels and all common physical channels associated with this CCTrCH shall be deleted.]

After a successful procedure, the channels are deleted in Node B. The channels in the COMMON TRANSPORT CHANNEL DELETION REQUEST message shall be set to state Not Existing ref. [6]. Node B shall store the received value of the *Configuration Generation ID* IE, and respond with the COMMON TRANSPORT CHANNEL DELETION RESPONSE message.

8.2.3.3 Unsuccessful Operation

-

8.2.3.4 Abnormal Conditions

If the C-ID in the COMMON TRANSPORT CHANNEL DELETION REQUEST message is not existing in the Node B or the Common Physical Channel ID does not exist in the Cell, the Node B shall respond with the COMMON TRANSPORT CHANNEL DELETION RESPONSE message.

8.2.4 Block Resource

8.2.4.1 General

The Node B initiates this procedure to request the CRNC to prohibit the usage of the specified logical resources.

The logical resource that can be blocked is a cell.

8.2.4.2 Successful Operation

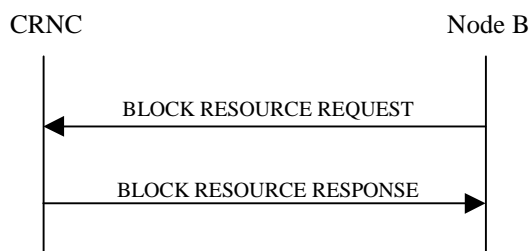


Figure 6: Block Resource procedure, Successful Operation

The procedure is initiated with a BLOCK RESOURCE REQUEST message sent from the Node B to the CRNC.

Upon reception of the BLOCK RESOURCE REQUEST message, the CRNC shall prohibit the use of the indicated logical resources according to the *Blocking Priority Indicator* IE.

If the *Blocking Priority Indicator* IE in the BLOCK RESOURCE REQUEST message indicates 'High Priority', the CRNC shall prohibit the use of the logical resources immediately.

The BLOCK RESOURCE REQUEST message shall include the *Shutdown Timer* IE when the *Blocking Priority Indicator* IE indicates 'Normal Priority'. The CRNC shall prohibit the use of the logical resources if the resources are idle or immediately upon expiry of the shutdown timer specified in the message. New traffic shall not be allowed to use the logical resources while the CRNC waits for the resources to become idle and once the resources are blocked.

If the *Blocking Priority Indicator* IE in the BLOCK RESOURCE REQUEST message indicates 'Low Priority', the CRNC shall prohibit the use of the logical resources when the resources become idle. New traffic shall not be allowed to use the logical resources while the CRNC waits for the resources to become idle and once the resources are blocked.

If the resources are successfully blocked, the CRNC shall respond with a BLOCK RESOURCE RESPONSE message. Upon reception of the BLOCK RESOURCE RESPONSE message, the Node B may disable [3.84Mcps TDD - SCH], [FDD - the Primary SCH, the Secondary SCH, the Primary CPICH, if present the Secondary CPICH(s)], [128Mcps Tdd - DwPCH] and the Primary CCPCH. The other logical resources in the cell shall be considered as blocked.

Reconfiguration of logical resources and change of System Information can be done, even when the logical resources are blocked.

Interactions with the Unblock Resource procedure:

If the UNBLOCK RESOURCE INDICATION message is received by the CRNC while a Block Resource procedure on the same logical resources is in progress, the CRNC shall cancel the Block Resource procedure and proceed with the Unblock Resource procedure.

If the BLOCK RESOURCE RESPONSE message or the BLOCK RESOURCE FAILURE message is received by the Node B after the Node B has initiated an Unblock Resource procedure on the same logical resources as the ongoing Block Resource procedure, the Node B shall ignore the response to the Block Resource procedure.

8.2.4.3 Unsuccessful Operation

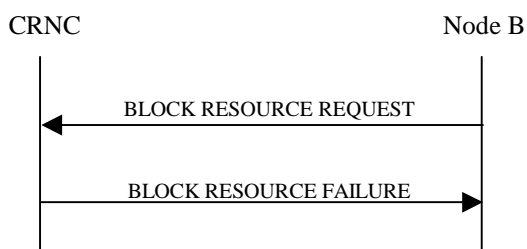


Figure 7: Block Resource procedure, Unsuccessful Operation

The CRNC may reject the request to block the logical resources, in which case the logical resources will remain unaffected and the CRNC shall respond to the Node B with the BLOCK RESOURCE FAILURE message. Upon reception of the BLOCK RESOURCE FAILURE message, the Node B shall leave the logical resources in the state that they were in prior to the start of the Block Resource procedure.

Typical cause values are as follows:

Miscellaneous Cause

- O&M Intervention
- Control processing overload
- HW failure

Radio Network Layer Cause

- Priority transport channel established

8.2.4.4 Abnormal Conditions

-

8.2.5 Unblock Resource

8.2.5.1 General

The Node B initiates this procedure to indicate to the CRNC that logical resources are now unblocked.

The logical resource that can be unblocked is a cell.

8.2.5.2 Successful Operation



Figure 8: Unblock Resource procedure, Successful Operation

The procedure is initiated with an UNBLOCK RESOURCE INDICATION message sent from the Node B to the CRNC. Node B shall enable [TDD - SCH], [FDD - the Primary SCH, the Secondary SCH, the Primary CPICH, the Secondary CPICH(s) (if present)], [1.28Mcps TDD – DwPCH] and the Primary CCPCH that had been disabled due to the preceding Block Resource procedure before sending the UNBLOCK RESOURCE INDICATION message. Upon reception of the UNBLOCK RESOURCE INDICATION message, the CRNC may permit the use of the logical resources.

When the logical resource indicated is a cell, all associated physical channels and transport channels are unblocked.

8.2.5.3 Abnormal Conditions

-

8.2.6 Audit Required

8.2.6.1 General

The Node B initiates this procedure to request the CRNC to perform an audit of the logical resources at the Node B. This procedure is used to indicate a possible misalignment of state or configuration information

8.2.6.2 Successful Operation




Figure 9: Audit Required procedure, Successful Operation

The procedure is initiated with an AUDIT REQUIRED INDICATION message sent from the Node B to the CRNC.

If the Node B cannot ensure alignment of the state or configuration information, it should initiate the Audit Required procedure.

Upon receipt of the AUDIT REQUIRED INDICATION message, the CRNC should initiate the Audit procedure.

8.2.6.3 Abnormal Conditions

-

8.2.7 Audit

8.2.7.1 General

This procedure is executed by the CRNC to perform an audit of the configuration and status of the logical resources in the Node B. A complete audit of a Node B is performed by one or more Audit procedures, together performing an audit sequence. The audit may cause the CRNC to re-sync the Node B to the status of logical resources known by the CRNC, that the Node B can support.

8.2.7.2 Successful Operation

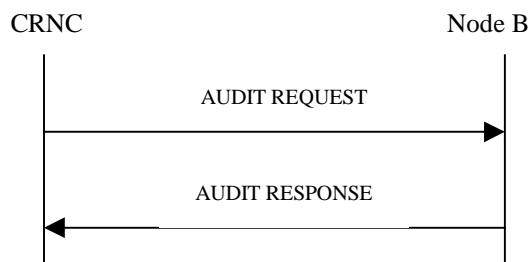


Figure 10: Audit procedure, Successful Operation

The procedure is initiated with an AUDIT REQUEST message sent from the CRNC to the Node B.

If the *Start of Audit Sequence* IE in the AUDIT REQUEST message is set to "start of audit sequence" a new audit sequence is started, any ongoing audit sequence shall be aborted and the Node B shall provide (part of the) audit information. If the *Start of Audit Sequence* IE is set to "not start of audit sequence", the Node B shall provide (part of) the remaining audit information not already provided during this audit sequence.

If the information provided in the AUDIT RESPONSE message completes the audit sequence, the Node B shall set the *End Of AuditSequence Indicator* IE in the AUDIT RESPONSE message to "End of Audit Sequence". If not all audit information has been provided yet as part of the ongoing audit sequence, the Node B shall set the *End Of AuditSequence Indicator* IE in the AUDIT RESPONSE message to "Not End of Audit Sequence".

Information Provided In One Audit Sequence.

The Node B shall include one *Local Cell Information* IE for each local cell present in the Node B. The Node B shall include the *Maximum DL Power Capability* IE and the *Minimum DL Power Capability* IE when any of those values are known by the Node B.

[TDD - The Node B shall include the *Reference Clock availability* IE to indicate the availability of a Reference clock connected to the Local cell.]

If Node B internal resources are pooled for a group of cells, the Node B shall include one *Local Cell Group Information* IE containing Node B internal resource capacity and consumption laws per group of cells. If the *UL Capacity Credit* IE is not present, then the internal resource capabilities of the Node B are modelled as shared resources between Uplink and Downlink.

If the Node B internal power resources are pooled for a group of Local Cells, the Node B shall include one *Power Local Cell Group Information* IE containing the Maximum DL Power Capability for each Power Local Cell Group for which this value is known by the Node B. In this case, the Node B shall also include the *Maximum DL Power Capability* IE in the *Local Cell Information* IE for all the Local Cells belonging to a Power Local Cell Group reported in the *Power Local Cell Group Information* IE. Furthermore, the sum of the Maximum DL Power Capability of all the Local Cells belonging to the same Power Local Cell Group shall not exceed the Maximum DL Power Capability of the concerned Power Local Cell Group.

The Node B shall include for each local cell present in the Node B the Node B internal resource capability and consumption laws within the *Local Cell Information* IE. If the *UL Capacity Credit* IE is not present, then the internal resource capabilities of the local cell are modelled as shared resources between Uplink and Downlink. If the Local Cell utilises Node B internal resource capabilities that are pooled for several Local Cell(s), the *Local Cell Group ID* IE shall contain the identity of the used Local Cell Group. If the Local Cell utilises Node B internal power resources that are pooled for several Local Cells, the *Power Local Cell Group ID* IE shall contain the identity of the concerned Power Local Cell Group.

The Node B shall include one *Cell Information* IE for each cell in the Node B and information about all common transport channels and all common physical channels for each cell. If a *Configuration Generation ID* IE for a cell can not be trusted, the Node B shall set this *Configuration Generation ID* IE = '0'.

The Node B shall also include one *Communication Control Port Information* IE for each communication control port in the Node B.

8.2.7.3 Unsuccessful Operation

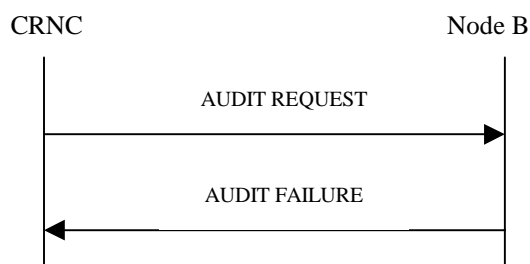


Figure 10A: Audit procedure, Unsuccessful Operation

If the Node B can not perform an audit of the configuration and status of the logical resources, it shall send a AUDIT FAILURE with the *Cause IE* set to an appropriate value.

8.2.7.4 Abnormal Conditions

If the Node B receives the AUDIT REQUEST message with the *Start of Audit Sequence IE* set to "not start of audit sequence" and there is no ongoing audit sequence, the Node B shall send the AUDIT FAILURE message with the appropriate cause value.

8.2.8 Common Measurement Initiation

8.2.8.1 General

This procedure is used by a CRNC to request the initiation of measurements on common resources in a Node B.

8.2.8.2 Successful Operation

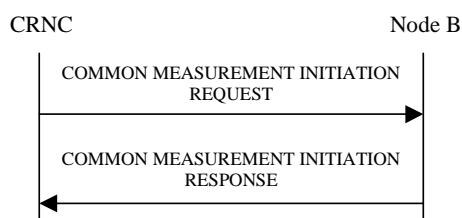


Figure 11: Common Measurement Initiation procedure, Successful Operation

The procedure is initiated with a COMMON MEASUREMENT INITIATION REQUEST message sent from the CRNC to the Node B using the Node B control port.

Upon reception, the Node B shall initiate the requested measurement according to the parameters given in the request. Unless specified below, the meaning of the parameters are given in other specifications.

[TDD - If the Time Slot Information is provided in the *Common Measurement Object Type IE*, the measurement request shall apply to the requested time slot individually.]

[FDD - If the Spreading Factor Information is provided in the *Common Measurement Object Type IE*, measurement request shall apply to the PCPCHs whose minimum allowed spreading factor (Min UL Channelisation Code Length) is equal to the value of Spreading Factor Information.

If the *Common Measurement Type IE* is not set to 'SFN-SFN Observed Time Difference' and the *SFN Reporting Indicator IE* is set to "FN Reporting Required", the *SFN IE* shall be included in the measurement report or in the measurement response, the latter only in the case the *Report Characteristics IE* is set to 'On-Demand'. The reported SFN shall be the SFN at the time when the measurement value was reported by the layer 3 filter, referred to as point C in the measurement model [25]. If the *Common Measurement Type IE* is set to 'SFN-SFN Observed Time Difference' and the *SFN Reporting Indicator IE* is ignored.

If the *SFN IE* is provided, it indicates the frame for which the first measurement shall be provided. The provided measurement value shall be the one reported by the layer 3 filter, referred to as point C in the measurement model [25].

Common measurement type

If the *Common Measurement Type IE* is set to 'SFN-SFN Observed Time Difference', then the Node B shall initiate the SFN-SFN Observed Time Difference measurements between the reference cell identified by *C-ID IE* and the neighbouring cells identified by the *UTRAN Cell Identifier(UC-Id) IE*.

Report characteristics

The *Report Characteristics IE* indicates how the reporting of the measurement shall be performed. See also Annex B.

If the *Report Characteristics* IE is set to 'On-Demand', the Node B shall report the result of the requested measurement immediately.

If the *Report Characteristics* IE is set to 'Periodic', the Node B shall periodically initiate a Measurement Reporting procedure for this measurement, with the requested report frequency. If the *Common Measurement Type* IE is set to 'SFN-SFN Observed Time Difference', all the available measurement results shall be reported in the *Successful Neighbouring cell SFN-SFN Observed Time Difference Measurement Information* IE in the *SFN-SFN Measurement Value Information* IE and the Node B shall indicate in the *Unsuccessful Neighbouring cell SFN-SFN Observed Time Difference Measurement Information* IE all the remaining neighbouring cells with no measurement result available in the Common Measurement Reporting procedure.

If the *Report Characteristics* IE is set to 'Event A', the Node B shall initiate the Common Measurement Reporting procedure when the measured entity rises above the requested threshold and stays there for the requested hysteresis time. If no hysteresis time is given, the Node B shall use the value zero for the hysteresis time.

If the *Report Characteristics* IE is set to 'Event B', the Node B shall initiate the Common Measurement Reporting procedure when the measured entity falls below the requested threshold and stays there for the requested hysteresis time. If no hysteresis time is given, the Node B shall use the value zero for the hysteresis time.

If the *Report Characteristics* IE is set to 'Event C', the Node B shall initiate the Common Measurement Reporting procedure when the measured entity rises by an amount greater than the requested threshold within the requested time. After having reported this type of event, the next C event reporting for the same measurement cannot be initiated before the rising/falling time has elapsed since the previous event reporting.

If the *Report Characteristics* IE is set to 'Event D', the Node B shall initiate the Common Measurement Reporting procedure when the measured entity falls more than the requested threshold within the requested time. After having reported this type of event, the next D event reporting for the same measurement cannot be initiated before the rising/falling time has elapsed since the previous event reporting.

If the *Report Characteristics* IE is set to 'Event E', the Node B shall initiate the Common Measurement Reporting procedure when the measured entity rises above the 'Measurement Threshold 1' and stays there for the 'Measurement Hysteresis Time' (Report A). When the conditions for Report A are met and the *Report Periodicity* IE is provided, the Node B shall initiate the Common Measurement Reporting procedure periodically. If the conditions for Report A have been met and the measured entity falls below the 'Measurement Threshold 2' and stays there for the 'Measurement Hysteresis Time', the Node B shall initiate the Common Measurement Reporting procedure (Report B) as well as terminating any corresponding periodic reporting. If 'Measurement Threshold 2' is not present, the Node B shall use 'Measurement Threshold 1' instead. If no 'Measurement Hysteresis Time' is provided, the Node B shall use the value zero as hysteresis times for both Report A and Report B.

If the *Report Characteristics* IE is set to 'Event F', the Node B shall initiate the Common Measurement Reporting procedure when the measured entity falls below the 'Measurement Threshold 1' and stays there for the 'Measurement Hysteresis Time' (Report A). When the conditions for Report A are met and the *Report Periodicity* IE is provided the Node B shall also initiate the Common Measurement Reporting procedure periodically. If the conditions for Report A have been met and the measured entity rises above the 'Measurement Threshold 2' and stays there for the 'Measurement Hysteresis Time', the Node B shall initiate the Common Measurement Reporting procedure (Report B) as well as terminating any corresponding periodic reporting. If 'Measurement Threshold 2' is not present, the Node B shall use 'Measurement Threshold 1' instead. If no 'Measurement Hysteresis Time' is provided, the Node B shall use the value zero as hysteresis times for both Report A and Report B.

If the *Report Characteristics* IE is set to 'On Modification', the Node B shall report the result of the requested measurement immediately. Then the Node B shall initiate the Common Measurement Reporting procedure in accordance to the following conditions: 1. If the *Common Measurement Type* IE is set to 'UTRAN GPS Timing of Cell Frame for LCS':

If the $T_{UTRAN-GPS}$ *Change Limit* IE is included in the $T_{UTRAN-GPS}$ *Measurement Threshold Information* IE, the Node B shall each time a new measurement result is received after point C in the measurement model [25], calculate the change of $T_{UTRAN-GPS}$ value (F_n). The Node B shall initiate the Common Measurement Reporting procedure and set n equal to zero when the absolute value of F_n rises above the threshold indicated by the $T_{UTRAN-GPS}$ *Change Limit* IE. The change of $T_{UTRAN-GPS}$ value (F_n) is calculated according to the following:

$$F_n=0 \text{ for } n=0$$

$$F_n = (M_n - M_{n-1}) \bmod 37152912000000 - ((SFN_n - SFN_{n-1}) \bmod 4096) * 10 * 3.84 * 10^3 * 16 + F_{n-1}$$

for $n > 0$

F_n is the change of the $T_{\text{UTRAN-GPS}}$ value expressed in unit [1/16 chip] when n measurement results has been received after first Common Measurement Reporting at initiation or after the last event was triggered.

M_n is the latest measurement result received after point C in the measurement model [25], measured at SFN_n .

M_{n-1} is the previous measurement result received after point C in the measurement model [25], measured at SFN_{n-1} .

M_j is the first measurement result received after point C in the measurement model [25], after first Common Measurement Reporting at initiation or after the last event was triggered.

M_0 is equal to the value reported in the first Common Measurement Reporting at initiation or in the Common Measurement Reporting when the event was triggered.

If the *Predicted $T_{\text{UTRAN-GPS}}$ Deviation Limit* IE is included in the *$T_{\text{UTRAN-GPS}}$ Measurement Threshold Information* IE, the Node B shall each time a new measurement result is received after point C in the measurement model [25], update the P_n and F_n . The Node B shall initiate the Common Measurement Reporting procedure and set n equal to zero when F_n rises above the threshold indicated by the *Predicted $T_{\text{UTRAN-GPS}}$ Deviation Limit* IE. The P_n and F_n are calculated according to the following:

$P_n = b$ for $n = 0$

$P_n = ((a/16) * ((\text{SFN}_n - \text{SFN}_{n-1}) \bmod 4096) / 100 + ((\text{SFN}_n - \text{SFN}_{n-1}) \bmod 4096) * 10 * 3.84 * 10^3 * 16 + P_{n-1}) \bmod 37158912000000$ for $n > 0$

$F_n = \min((M_n - P_n) \bmod 37158912000000, (P_n - M_n) \bmod 37158912000000)$ for $n > 0$

P_n is the predicted $T_{\text{UTRAN-GPS}}$ value when n measurement results has been received after first Common Measurement Reporting at initiation or after the last event was triggered.

a is the last reported $T_{\text{UTRAN-GPS}}$ Drift Rate value.

b is the last reported $T_{\text{UTRAN-GPS}}$ value.

F_n is the deviation of the last measurement result from the predicted $T_{\text{UTRAN-GPS}}$ value (P_n) when n measurements has been received after first Common Measurement Reporting at initiation or after the last event was triggered.

M_n is the latest measurement result received after point C in the measurement model [25], measured at SFN_n .

M_j is the first measurement result received after point C in the measurement model [25], after first Common Measurement Reporting at initiation or after the last event was triggered.

The $T_{\text{UTRAN-GPS}}$ Drift Rate is determined by the Node B in an implementation-dependent way after point B in the measurement model [26].

2. If the *Common Measurement Type* IE is set to 'SFN-SFN Observed Time Difference':

If the *SFN-SFN Change Limit* IE is included in the *SFN-SFN Measurement Threshold Information* IE, the Node B shall each time a new measurement result is received after point C in the measurement model [25], calculate the change of SFN-SFN value (F_n). The Node B shall initiate the Common Measurement Reporting procedure in order to report the particular SFN-SFN measurement which has triggered the event and set n equal to zero when F_n rises above the threshold indicated by the *SFN-SFN Change Limit* IE. The change of the SFN-SFN value is calculated according to the following:

$F_n = 0$ for $n = 0$

[FDD - $F_n = (M_n - a) \bmod 614400$ for $n > 0$]

[TDD - $F_n = (M_n - a) \bmod 40960$ for $n > 0$]

F_n is the change of the SFN-SFN

value expressed in unit [1/16 chip] when n measurement results has been received after first Common Measurement Reporting at initiation or after the last event was triggered.

a is the last reported SFN-SFN .

M_n is the latest measurement result received after point C in the measurement model [25], measured at SFN_n.

M_j is the first measurement result received after point C in the measurement model [25] after first Common Measurement Reporting at initiation or after the last event was triggered.

If the *Predicted SFN-SFN Deviation Limit* IE is included in the *SFN-SFN Measurement Threshold Information* IE, the Node B shall each time a new measurement result is received after point C in the measurement model [25], update the P_n and F_n . The Node B shall initiate the Common Measurement Reporting procedure in order to report the particular SFN-SFN measurement which has triggered the event and set n equal to zero when the F_n rises above the threshold indicated by the *Predicted SFN-SFN Deviation Limit* IE. The P_n and F_n are calculated according to the following:

$P_n = b$ for $n=0$

$[FDD - P_n = ((a/16) * ((SFN_n - SFN_{n-1}) \bmod 4096)/100 + P_{n-1}) \bmod 614400$ for $n > 0$

$F_n = \min((M_n - P_n) \bmod 614400, (P_n - M_n) \bmod 614400)$ for $n > 0$

$[TDD - P_n = ((a/16) * (15 * (SFN_n - SFN_{n-1}) \bmod 4096 + (TS_n - TS_{n-1}))/1500 + P_{n-1}) \bmod 40960$ for $n > 0$

$F_n = \min((M_n - P_n) \bmod 40960, (P_n - M_n) \bmod 40960)$ for $n > 0$

P_n is the predicted *SFN-SFN* value when n measurement results has been received after first Common Measurement Reporting at initiation or after the last event was triggered.

a is the last reported SFN-SFN Drift Rate value.

b is the last reported SFN-SFN value.

abs denotes the absolute value.

F_n is the deviation of the last measurement result from the predicted *SFN-SFN* value (P_n) when n measurements has been received after first Common Measurement Reporting at initiation or after the last event was triggered.

M_n is the latest measurement result received after point C in the measurement model [25], measured at the [TDD -Time Slot TS_n] of the Frame SFN_n.

M_j is the first measurement result received after point C in the measurement model [25] after first Common Measurement Reporting at initiation or after the last event was triggered.

The SFN-SFN Drift Rate is determined by the Node B in an implementation-dependent way after point B in the measurement model [26].

If the *Report Characteristics* IE is not set to 'On-Demand', the Node B is required to perform reporting for a common measurement object, in accordance with the conditions provided in the COMMON MEASUREMENT INITIATION REQUEST message, as long as the object exists. If no common measurement object(s) for which a measurement is defined exists any more the Node B shall terminate the measurement locally without reporting this to the CRNC.

If at the start of the measurement, the reporting criteria are fulfilled for any of Event A, Event B, Event E or Event F, the Node B shall initiate the Common Measurement Reporting procedure immediately, and then continue with the measurements as specified in the COMMON MEASUREMENT INITIATION REQUEST message.

Higher layer filtering

The *Measurement Filter Coefficient* IE indicates how filtering of the measurement values shall be performed before measurement event evaluation and reporting.

The averaging shall be performed according to the following formula.

$$F_n = (1 - a) \cdot F_{n-1} + a \cdot M_n$$

The variables in the formula are defined as follows:

F_n is the updated filtered measurement result

F_{n-1} is the old filtered measurement result

M_n is the latest received measurement result from physical layer measurements, the unit used for M_n is the same unit as the reported unit in the COMMON MEASUREMENT INITIATION RESPONSE, COMMON MEASUREMENT REPORT messages or the unit used in the event evaluation (i.e. same unit as for F_n)

$a = 1/2^{(k/2)}$, where k is the parameter received in the *Measurement Filter Coefficient* IE. If the *Measurement Filter Coefficient* IE is not present, a shall be set to 1 (no filtering)

In order to initialise the averaging filter, F_0 is set to M_1 when the first measurement result from the physical layer measurement is received.

Common measurement accuracy

If the *Common Measurement Type* IE is set to 'UTRAN GPS Timing of Cell Frame for LCS', then the Node B shall use the *UTRAN GPS Timing Measurement Accuracy Class* IE included in the *Common Measurement Accuracy* IE according to the following:

If the *UTRAN GPS Timing Measurement Accuracy Class* IE indicates 'Class A', then the Node B shall perform the measurement with highest supported accuracy within the accuracy classes A, B and C.

If the *UTRAN GPS Timing Measurement Accuracy Class* IE indicates 'Class B', then the Node B shall perform the measurement with highest supported accuracy within the accuracy classes B and C.

If the *UTRAN GPS Timing Measurement Accuracy Class* IE indicates 'Class C' then the Node B shall perform the measurements with the accuracy according to class C.

Response message

If the Node B was able to initiate the measurement requested by the CRNC it shall respond with the COMMON MEASUREMENT INITIATION RESPONSE message sent over the Node B control port. The message shall include the same Measurement ID that was used in the measurement request. Only in the case when the *Report Characteristics* IE is set to "On-Demand", or "On Modification", the COMMON MEASUREMENT INITIATION RESPONSE message shall contain the measurement result and also the *Common Measurement Achieved Accuracy* IE if the *Common Measurement Type* IE is set to 'UTRAN GPS Timing of Cell Frame for LCS'.

If the *Common Measurement Type* IE is set to 'SFN-SFN Observed Time Difference' and the *Report Characteristics* IE is set to 'On Demand' or "On Modification", all the available measurement results shall be reported in the *Successful Neighbouring cell SFN-SFN Observed Time Difference Measurement Information* IE in the *SFN-SFN Measurement Value Information* IE and the Node B shall indicate in the *Unsuccessful Neighbouring cell SFN-SFN Observed Time Difference Measurement Information* IE all the remaining neighbouring cells with no measurement result available in the COMMON MEASUREMENT INITIATION RESPONSE message.

8.2.8.3 Unsuccessful Operation

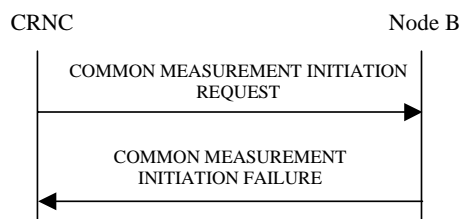


Figure 12: Common Measurement Initiation procedure, Unsuccessful Operation

If the requested measurement cannot be initiated, the Node B shall send a COMMON MEASUREMENT INITIATION FAILURE message sent over the Node B control port. The message shall include the same Measurement ID that was used in the COMMON MEASUREMENT INITIATION REQUEST message and the *Cause* IE set to an appropriate value.

Typical cause values are as follows:

Radio Network Layer Cause

- Measurement not supported for the object.
- Measurement Temporarily not Available

8.2.8.4 Abnormal Conditions

If the Common Measurement Type received in the *Common Measurement Type* IE is not defined in ref. [4] or [5] to be measured on the Common Measurement Object Type received in the *Common Measurement Object Type* IE in the COMMON MEASUREMENT INITIATION REQUEST message the Node B shall regard the Common Measurement Initiation procedure as failed.

[TDD - If the common measurement type requires the Time Slot Information but the [3.84Mcps TDD - *Time Slot* IE] [1.28Mcps TDD - - *Time SlotLCR* IE] is not provided in the *Common Measurement Object Type* IE in the COMMON MEASUREMENT INITIATION REQUEST message the Node B shall regard the Common Measurement Initiation procedure as failed.]

If the COMMON MEASUREMENT INITIATION REQUEST message contains the *SFN-SFN Measurement Threshold Information* IE (in the *Measurement Threshold* IE contained in the *Report Characteristics* IE) and it does not contain at least one IE, the Node B shall reject the procedure using the COMMON MEASUREMENT INITIATION FAILURE message.

If the COMMON MEASUREMENT INITIATION REQUEST message contains the $T_{UTRAN-GPS}$ *Measurement Threshold Information* IE (in the *Measurement Threshold* IE contained in the *Report Characteristics* IE) and it does not contain at least one IE, the Node B shall reject the procedure using the COMMON MEASUREMENT INITIATION FAILURE message.

If the *Common Measurement Type* IE is set to 'SFN-SFN Observed Time Difference', but the *Neighbouring Cell Measurement Information* IE is not received in the COMMON MEASUREMENT INITIATION REQUEST message, the Node B shall regard the Common Measurement Initiation procedure as failed.

If the *Common Measurement Type* IE is set to 'UTRAN GPS Timing of Cell Frame for LCS', but the $T_{UTRAN-GPS}$ *Measurement Accuracy Class* IE in the *Common Measurement Accuracy* IE is not received in the COMMON MEASUREMENT INITIATION REQUEST message, the Node B shall regard the Common Measurement Initiation procedure as failed.

The allowed combinations of the Common measurement type and Report characteristics type are shown in the table below marked with "X". For not allowed combinations, the Node B shall regard the Common Measurement Initiation procedure as failed.

Table 4: Allowed Common measurement type and Report characteristics type combinations

Common measurement type	Report characteristics type								
	On Demand	Periodic	Event A	Event B	Event C	Event D	Event E	Event F	On Modification
Received total wide band power	X	X	X	X	X	X	X	X	
Transmitted Carrier Power	X	X	X	X	X	X	X	X	
Acknowledged PRACH preambles	X	X	X	X	X	X	X	X	
UL Timeslot ISCP	X	X	X	X	X	X	X	X	
Acknowledged PCPCH Access Preambles	X	X	X	X	X	X	X	X	
Detected PCPCH Access Preambles	X	X	X	X	X	X	X	X	
UTRAN GPS Timing of Cell Frames for LCS	X	X							X
SFN-SFN Observed Time Difference	X	X							X

8.2.9 Common Measurement Reporting

8.2.9.1 General

This procedure is used by a Node B to report the result of measurements requested by the CRNC with the Common Measurement Initiation procedure.

8.2.9.2 Successful Operation

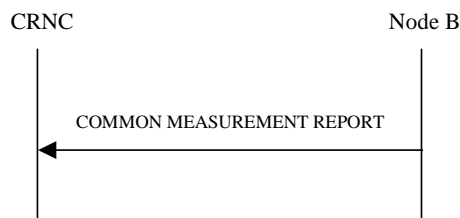


Figure 13: Common Measurement Reporting procedure, Successful Operation

If the requested measurement reporting criteria are met, the Node B shall initiate the Common Measurement Reporting procedure. The COMMON MEASUREMENT REPORT message shall use the Node B control port.

The *Common Measurement ID* IE shall be set to the Common Measurement ID provided by the CRNC when initiating the measurement with the Common Measurement Initiation procedure.

If the achieved measurement accuracy does not fulfil the given accuracy requirement (see ref.[22] and [23]), the Measurement not available shall be reported.

8.2.9.3 Abnormal Conditions

-

8.2.10 Common Measurement Termination

8.2.10.1 General

This procedure is used by the CRNC to terminate a measurement previously requested by the Common Measurement Initiation procedure.

8.2.10.2 Successful Operation



Figure 14: Common Measurement Termination procedure, Successful Operation

This procedure is initiated with a COMMON MEASUREMENT TERMINATION REQUEST message, sent from the CRNC to the Node B using the Node B control port.

Upon reception, the Node B shall terminate reporting of measurements corresponding to the Common Measurement ID.

8.2.10.3 Abnormal Conditions

-

8.2.11 Common Measurement Failure

8.2.11.1 General

This procedure is used by the Node B to notify the CRNC that a measurement previously requested by the Common Measurement Initiation procedure can no longer be reported.

8.2.11.2 Successful Operation



Figure 15: Common Measurement Failure procedure, Successful Operation

This procedure is initiated with a COMMON MEASUREMENT FAILURE INDICATION message, sent from the Node B to the CRNC using the Node B control port, to inform the CRNC that a previously requested measurement can no longer be reported. The Node B has locally terminated the indicated measurement.

8.2.11.3 Abnormal Conditions

-

8.2.12 Cell Setup

8.2.12.1 General

This procedure is used to set up a cell in Node B. The CRNC takes the cell, identified via the *C-ID* IE, into service and uses the resources in Node B identified via the *Local Cell ID* IE.

8.2.12.2 Successful Operation

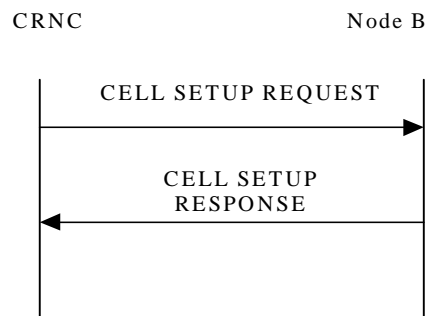


Figure 16: Cell Setup procedure, Successful Operation

The procedure is initiated with a CELL SETUP REQUEST message sent from CRNC to Node B. Upon Reception, the Node B shall reserve the necessary resources and configure the new cell according to the parameters given in the message.

[FDD - If the CELL SETUP REQUEST message includes one or more *Secondary CPICH Information IE* the Node B shall configure and activate the Secondary CPICH(s) in the cell according to received configuration data.]

The *Maximum Transmission Power IE* value shall be stored in the Node B and at any instance of time the total maximum output power in the cell shall not be above this value.

[FDD - If the *Closed Loop Timing Adjustment Mode IE* is included in the CELL SETUP REQUEST message, the value shall be stored in the Node B and applied when closed loop Feed-Back mode diversity is used on DPCH.]

[TDD - If the *Reference SFN offset IE* is included in the CELL SETUP REQUEST message, Node B where a reference clock is connected shall consider the SFN derived from the synchronisation port and the reference offset for reference time setting. All other Node B shall ignore the *Reference SFN offset IE* if included.]

[FDD - If the *IPDL Parameter Information IE* is included in the CELL SETUP REQUEST message, the parameters defining IPDL shall be stored in the Node B and applied according to the *IPDL Indicator IE* value.

[3.84Mcps TDD - If the *IPDL Parameter Information IE* containing *IPDL TDD parameters IE* is included in the CELL SETUP REQUEST message, the parameters defining IPDL in 3.84Mcps TDD mode shall be stored in the Node B and applied according to the *IPDL Indicator IE* value.]

[1.28Mcps TDD - If the *IPDL Parameter Information LCR IE* containing *IPDL TDD parameters LCR IE* is included in the CELL SETUP REQUEST message, the parameters defining IPDL in 1.28Mcps TDD mode shall be stored in the Node B and applied according to the *IPDL Indicator IE* value.]

When the cell is successfully configured the Node B shall store the *Configuration Generation ID IE* value and send a CELL SETUP RESPONSE message as a response.

[FDD - When the cell is successfully configured CPICH(s), Primary SCH, Secondary SCH, Primary CCPCH and BCH exist.][3.84Mcps TDD - When the cell is successfully configured SCH, Primary CCPCH and BCH exist and the switching-points for the 3.84Mcps TDD frame structure are defined.] [1.28Mcps TDD - When the cell is successfully configured, DwPCH, Primary CCPCH and BCH exist and the switching-points for the 1.28Mcps TDD frame structure are defined.] The cell and the channels shall be set to state Enabled [6].

[FDD - If the CELL SETUP REQUEST message includes the *Maximum PDSCH Power IE*, the Node B shall, if supported, store the values in the Node B and apply the indicated maximum power levels to the PDSCH.]

8.2.12.3 Unsuccessful Operation

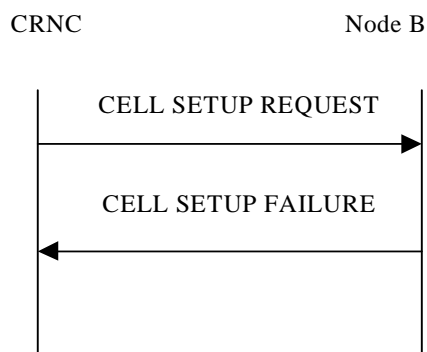


Figure 17: Cell Setup procedure: Unsuccessful Operation

If the Node B cannot set up the cell according to the information given in CELL SETUP REQUEST message the CELL SETUP FAILURE message shall be sent to CRNC.

In this case the cell is Not Existing in Node B. The Configuration Generation ID shall not be changed in Node B.

The *Cause* IE shall be set to an appropriate value.

Typical cause values are as follows:

Radio Network Layer Cause

- S-CPICH not supported
- Requested Tx Diversity Mode not supported
- Power level not supported
- Node B Resources unavailable
- IPDL not supported

Miscellaneous Cause

- O&M Intervention
- Control processing overload
- HW failure

8.2.12.4 Abnormal Conditions

If the state of the cell already is Enabled or Disabled [6] when the CELL SETUP REQUEST message is received in Node B, it shall reject the configuration of the cell and all channels in the CELL SETUP REQUEST message with the *Cause* IE set to "Message not compatible with receiver state".

If the Local Cell on which the cell is mapped does not belong to a Power Local Cell Group and the requested maximum transmission power indicated by the *Maximum Transmission Power* IE exceeds the Maximum DL Power Capability of the Local Cell, the Node B shall consider the procedure as having failed and send a CELL SETUP FAILURE message to the CRNC.

If the Local Cell on which the cell is mapped belongs to a Power Local Cell Group and the requested maximum transmission power indicated by *Maximum Transmission Power* IE exceeds the Maximum DL Power Capability of the Power Local Cell Group, the Node B shall consider the procedure as having failed and send a CELL SETUP FAILURE message to the CRNC.

8.2.13 Cell Reconfiguration

8.2.13.1 General

This procedure is used to reconfigure a cell in Node B.

8.2.13.2 Successful Operation

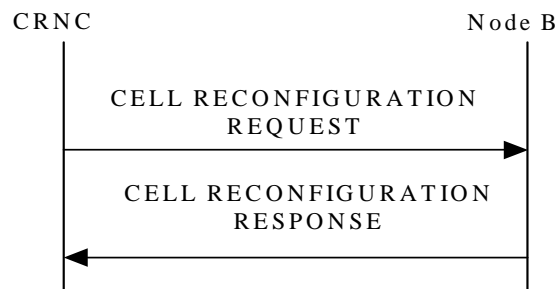


Figure 18: Cell Reconfiguration procedure, Successful Operation

The procedure is initiated with a CELL RECONFIGURATION REQUEST message sent from CRNC to Node B. Upon Reception, the Node B shall reconfigure the cell according to the parameters given in the message.

[FDD - If the CELL RECONFIGURATION REQUEST message includes the *Primary SCH Information* IE the Node B shall reconfigure Primary SCH power in the cell according to *Primary SCH Power* IE value.]

[FDD - If the CELL RECONFIGURATION REQUEST message includes the *Secondary SCH Information* IE the Node B shall reconfigure Secondary SCH power in the cell according to the *Secondary SCH Power* IE value.]

[FDD - If the CELL RECONFIGURATION REQUEST message includes the *Primary CPICH Information* IE the Node B shall reconfigure Primary CPICH power in the cell according to the *Primary CPICH Power* IE value. Node B shall adjust all the transmitted power levels relative to the Primary CPICH power according to the new value.]

[FDD - If the CELL RECONFIGURATION REQUEST message includes one or more *Secondary CPICH Information* IE the Node B shall reconfigure the power for each Secondary CPICH in the cell according to their *Secondary CPICH Power* IE value.]

[3.84Mcps TDD - If the CELL RECONFIGURATION REQUEST message includes the *SCH Information* IE the Node B shall reconfigure SCH power in the cell according to the *SCH Power* IE value.]

[3.84Mcps TDD - If the CELL RECONFIGURATION REQUEST message includes the *Timing Advance Applied* IE the Node B shall apply the necessary functions for Timing Advance in that cell including reporting of the Rx Timing Deviation measurement, according to the *Timing Advance Applied* IE value.]

[FDD - If the CELL RECONFIGURATION REQUEST message includes the *Primary CCPCH Information* IE the Node B shall reconfigure BCH power in the cell according to the *BCH Power* IE value.]

[TDD - If the CELL RECONFIGURATION REQUEST message includes the *Primary CCPCH Information* IE the Node B shall reconfigure P-CCPCH power in the cell according to the *P-CCPCH Power* IE value. Node B shall adjust all the transmitted power levels relative to the Primary CPPCH power according to the new value.]

If the CELL RECONFIGURATION REQUEST message includes the *Maximum Transmission Power* IE the value shall be stored in the Node B and at any instance of time the total maximum output power in the cell shall not be above this value.

[TDD - If the CELL RECONFIGURATION REQUEST message includes the *Timeslot Information* IE the Node B shall reconfigure switching-point structure in the cell according to the *Timeslot* IE value.]

[TDD - If the CELL RECONFIGURATION REQUEST message includes any of the *Constant Value* IEs, the Node B shall use these values when generating the appropriate SIB.]

[FDD - If the CELL RECONFIGURATION REQUEST message includes the *IPDL Parameter Information* IE with the *IPDL Indicator* IE having the value 'active' the Node B shall apply the IPDL in that cell according the latest downloaded parameters defined by the *IPDL FDD Parameters* IE]

[3.84Mcps TDD - If the CELL RECONFIGURATION REQUEST message includes the *IPDL Parameter Information* IE with the *IPDL Indicator* IE having the value 'active' the Node B shall apply the IPDL in that cell according the latest downloaded parameters defined by the *IPDL TDD Parameters* IE.]

[1.28Mcps TDD - If the CELL RECONFIGURATION REQUEST message includes the *IPDL Parameter Information LCR* IE with the *IPDL Indicator* IE having the value 'active' the Node B shall apply the IPDL in that cell according the latest downloaded parameters defined by the *IPDL TDD Parameters LCR* IE.].

If the CELL RECONFIGURATION REQUEST message includes *IPDL Parameter Information* IE with the *IPDL Indicator* IE having the value 'inactive' the Node B shall deactivate the ongoing IPDL.

When the cell is successfully reconfigured the Node B shall store the new *Configuration Generation ID* IE value and send a CELL RECONFIGURATION RESPONSE message as a response.

If the CELL RECONFIGURATION REQUEST message includes the *Synchronisation Configuration* IE the Node B shall reconfigure the indicated parameters in the cell according to the IE value. When the parameters in the *Synchronisation Configuration* IE affect the thresholds applied to a RL set, the Node B shall immediately apply the new thresholds. When applying the new thresholds the Node B shall not change the state or value of any of the timers and counters for which the new thresholds apply.

[FDD – If the CELL RECONFIGURATION REQUEST message includes the *Maximum PDSCH Power* IE, the Node B shall, if supported, store the values in the Node B and apply the indicated maximum power levels to the PDSCH. For spreading factors for which a maximum PDSCH power level was already configured and the CELL RECONFIGURATION REQUEST does not provide a new value for the concerning spreading factor, the Node-B shall continue to use the existing value.]

8.2.13.3 Unsuccessful Operation

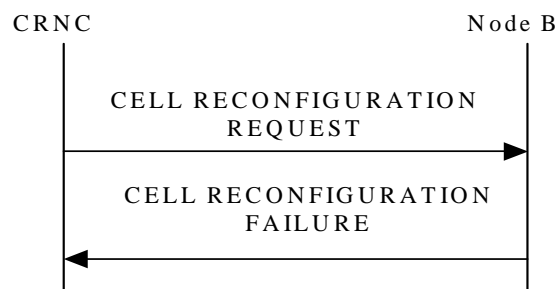


Figure 19: Cell Reconfiguration procedure: Unsuccessful Operation

If the Node B cannot reconfigure the cell according to the information given in CELL RECONFIGURATION REQUEST message the CELL RECONFIGURATION FAILURE message shall be sent to CRNC.

In this case, the Node B shall keep the old configuration of the cell and the Configuration Generation ID shall not be changed in Node B.

The Cause IE shall be set to an appropriate value.

Typical cause values are as follows:

Radio Network Layer Cause

- Power level not supported
- Node B Resources unavailable
- IPDL not supported

Miscellaneous Cause

- O&M Intervention
- Control processing overload
- HW failure

8.2.13.4 Abnormal Conditions

If the *IPDL Indicator* IE having the value 'active' is included in the CELL RECONFIGURATION REQUEST message and there is active IPDL ongoing in the Node B, the Node B shall response with CELL RECONFIGURATION FAILURE- message with the cause value 'IPDL already activated'.]

If the *IPDL Indicator* IE having the value 'active' is included in the CELL RECONFIGURATION REQUEST message and there is no IPDL stored to Node B defining the IPDL, the Node B shall response with CELL RECONFIGURATION FAILURE- message with the cause value 'IPDL parameters not available'.]

If the Local Cell on which the cell is mapped does not belong to of a Power Local Cell Group and the requested maximum transmission power indicated by the *Maximum Transmission Power* IE exceeds the *Maximum DL Power Capability of the Local Cell*, the Node B shall consider the procedure as having failed and send a CELL RECONFIGURATION FAILURE message to the CRNC.

If the Local Cell on which the cell is mapped belongs to a Power Local Cell Group and the requested maximum transmission power indicated by *Maximum Transmission Power* IE exceeds the *Maximum DL Power Capability of the Power Local Cell Group*, the Node B shall consider the procedure as having failed and send a CELL RECONFIGURATION FAILURE message to the CRNC.

8.2.14 Cell Deletion

8.2.14.1 General

This procedure is used to delete a cell in Node B.

8.2.14.2 Successful Operation

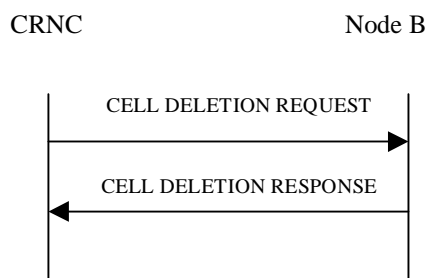


Figure 10: Cell Deletion procedure, Successful Operation

The procedure is initiated with a CELL DELETION REQUEST message sent from CRNC to Node B. Upon Reception, the Node B shall remove the cell and any remaining common and dedicated channels within the cell. The states for the cell and the deleted common channels shall be set to Not Existing [6]. The Node B shall remove all Radio Links from the Cell and all Node B Communication Contexts that as a result do not have a Radio Link. The Node B shall also initiate release of the user plane transport bearers for the removed common and dedicated channels.

When the cell is deleted, the Node B shall send a CELL DELETION RESPONSE message as a response.

8.2.14.3 Unsuccessful Operation

-

8.2.14.4 Abnormal Conditions

If the CELL DELETION REQUEST message includes a *C-ID* IE value that is not existing in Node B the Node B shall respond with the CELL DELETION RESPONSE message.

8.2.15 Resource Status Indication

8.2.15.1 General

This procedure is used in the following cases:

1. When a Local Cell becomes Existing at the Node B.
2. When a Local Cell is to be deleted in Node B, i.e. become Not Existing.
3. When the capabilities of the Local Cell change at the Node B.
4. When a cell has changed its capability and/or its resource operational state at Node B.
5. When common physical channels and/or common transport channels have changed their capabilities at a Node B.
6. When a communication control port changed its resource operational state at the Node B.
7. When a Local Cell Group has changed its resource capability at the Node B.

Each of the above cases shall trigger a Resource Status Indication procedure and the RESOURCE STATUS INDICATION message shall contain the logical resources affected for that case and the cause value when applicable.

8.2.15.2 Successful Operation



Figure 21: Resource Status Indication procedure, Successful Operation

The procedure is initiated with a RESOURCE STATUS INDICATION message sent from the Node B to CRNC.

Local Cell Becomes Existing:

When a Local Cell becomes Existing at the Node B, the Node B shall make it available to the CRNC by sending a RESOURCE STATUS INDICATION message with the *Indication Type* IE set equal to "No Failure", the *Local Cell ID* IE and the *Add/Delete Indicator* IE set equal to 'Add'.

When the capacity credits and consumption laws are shared between several Local Cells, the Node B includes the *Local Cell Group ID* IE for the Local Cell. If the *Local Cell Group Information* IE is not already reported in a previous RESOURCE STATUS INDICATION message, the Node B shall include the capacity credits and the consumption laws in the *Local Cell Group Information* IE.

If the *Local Cell* IE contains both the *DL or Global Capacity Credit* IE and the *UL Capacity Credit* IE then the internal resource capabilities of the Local Cell are modelled independently in the Uplink and Downlink direction. If the *UL Capacity Credit* IE is not present, then the internal resource capabilities of the Local Cell are modelled as shared resources between Uplink and Downlink. If the *Local Cell Group Information* IE contains both the *DL or Global Capacity Credit* IE and the *UL Capacity Credit* IE then the internal resource capabilities of the Local Cell Group are

modelled independently in the Uplink and Downlink direction. If the *UL Capacity Credit* IE is not present, then the internal resource capabilities of the Local Cell Group are modelled as shared resources between Uplink and Downlink.

[TDD - The Node B shall include the *Reference Clock availability* IE within the *Local Cell* IE to indicate the availability of a Reference clock connected to the Local Cell, when a Local Cell is made available to the CRNC.]

If the Node B internal power resources are pooled for a group of Local Cells, the Node B shall include the *Power Local Cell Group ID* IE for the Local Cell. If the *Power Local Cell Group Information* IE has not already been reported in a previous RESOURCE STATUS INDICATION message, the Node B shall include this IE for the concerned Power Local Cell Group in this message. Furthermore, the sum of the Maximum DL Power Capability of all the Local Cells belonging to the same Power Local Cell Group shall not exceed the Maximum DL Power Capability of the concerned Power Local Cell Group.

Local Cell Deletion:

When a Local Cell is to be deleted in Node B, i.e. become Not Existing, the Node B shall withdraw the Local Cell from the CRNC by sending a RESOURCE STATUS INDICATION message with the *Indication Type* IE set equal to "No Failure", the *Local Cell ID* IE and the *Add/Delete Indicator* IE set equal to 'Delete'. The Node B shall not withdraw a previously configured cell at the Node B that the CRNC had configured using the Cell Setup procedure, until the CRNC has deleted that cell at the Node B using the Cell Delete procedure.

Capability Change of a Local Cell:

When the capabilities of a Local Cell change at the Node B, the Node B shall report the new capability by sending a RESOURCE STATUS INDICATION message with the *Indication Type* IE set equal to "Service Impacting" and the Local Cell ID. The Node B shall include the *Minimum DL Power Capability* IE when it is known by the Node B. If the DL power capability has changed, the new capability shall be indicated in the *DL Power Capability* IE. If the DL capability for supporting the minimum spreading factor has changed, the new capability shall be indicated in the *Minimum Spreading Factor* IE. [TDD - If the availability of the Reference clock connected to a Local Cell has changed, the new availability condition shall be indicated in the *Reference Clock availability* IE.] The *Cause* IE in the RESOURCE STATUS INDICATION message shall be set to the appropriate value. If the internal resource capabilities of the Local Cell are affected, it shall be reported in the following way: If the internal resource capabilities of the Local Cell are modelled as shared resources between Uplink and Downlink, the new capacity shall be reported in the *DL or Global Capacity Credit* IE. If the internal resource capabilities of the Local Cell are modelled independently in the Uplink and Downlink direction, then the *DL or Global Capacity Credit* IE and the *UL Capacity Credit* IE shall be present in the RESOURCE STATUS INDICATION. If the maximum DL power capability of the Local Cell is affected, this shall be reported using the *Maximum DL Power Capability* IE.

Capability Change of a Cell:

When the capabilities and/or resource operational state of a cell changes at the Node B, the Node B shall report the new capability and/or resource operational state by sending a RESOURCE STATUS INDICATION message with the *Indication Type* IE set equal to "Service Impacting", the *C-ID* IE, the *Resource Operational State* IE and the *Availability Status* IE. The *Cause* IE in the RESOURCE STATUS INDICATION message shall be set to the appropriate value.

Capability Change of a Common Physical Channel and/or Common Transport Channel:

The Node B shall not delete any common or dedicated channels, due to the cell being "Disabled". For all affected common and dedicated channels, the Node B shall report the impact to the CRNC with the relevant procedures.

When the capabilities and/or resource operational state of common physical channels and/or common transport channels have changed, the Node B shall report the new capability and/or resource operational state by sending a RESOURCE STATUS INDICATION message with the *Indication Type* IE set equal to "Service Impacting", the *Resource Operational State* IE and the *Availability Status* IE set to appropriate values for the affected channel(s). The *Cause* IE in the RESOURCE STATUS INDICATION message shall be set to the appropriate value.

When a power value for a common physical channel and/or a common transport channel becomes beyond the supported power value range due to a change in capability in Node Bs, it shall be reported to the CRNC in the RESOURCE STATUS INDICATION message, with the *Resource Operational State* IE set to "Enabled", the *Availability Status* IE set to "Degraded" and the *Cause* IE set to "Power level not supported". Affected channels shall use the nearest power value that is supported.

Capability Change of a Communication Control Port:

When the resource operational state of a communication control port has changed, the Node B shall report the new resource operational state by sending a RESOURCE STATUS INDICATION message with the *Indication Type* IE set equal to "Service Impacting" and the *Communication Control Port ID* IE. The *Cause* IE in the RESOURCE STATUS INDICATION message shall be set to the appropriate value.

Capability Change of a Local Cell Group:

When the resource capabilities of a Local Cell Group change at the Node B, the Node B shall report the new capability by sending a RESOURCE STATUS INDICATION message with the *Indication Type* IE set equal to "Service Impacting" and the *Local Cell Group Information* IE reporting the change. The *Cause* IE in the RESOURCE STATUS INDICATION message shall be set to an appropriate value. If the RESOURCE STATUS INDICATION message contains both the *DL or Global Capacity Credit* IE and the *UL Capacity Credit* IE then the internal resource capabilities of the Node B are modelled independently in the Uplink and Downlink direction. If the *UL Capacity Credit* IE is not present, then the internal resource capabilities of the Node B are modelled as shared resources between Uplink and Downlink.

Capability Change of a Power Local Cell Group:

When the power capability of a Power Local Cell Group changes at the Node B, the Node B shall report the new capability by sending a RESOURCE STATUS INDICATION message with the *Indication Type* IE set equal to "Service Impacting" and the *Power Local Cell Group Information* IE reporting the change. The *Cause* IE in the RESOURCE STATUS INDICATION message shall be set to an appropriate value. In this case, the Node B shall also include the *Maximum DL Power Capability* IE in the *Local Cell Information* IE for all the Local Cells belonging to the concerned Power Local Cell Group. Furthermore, the sum of the Maximum DL Power Capability of all the Local Cells belonging to the same Power Local Cell Group shall not exceed the Maximum DL Power Capability of the concerned Power Local Cell Group.

General:

When the RESOURCE STATUS INDICATION is used to report an error, only one cause value for all reported objects can be sent in one message. When the RESOURCE STATUS INDICATION is used to clear errors, only all errors for one object can be cleared per message. It is not possible to clear one out of several errors for one object.

8.2.15.3 Abnormal Conditions

-

8.2.16 System Information Update

8.2.16.1 General

The System Information Update procedure performs the necessary operations in order for the Node B to apply the correct scheduling of and/or to include the appropriate content to the system information segments broadcast on the BCCH.

8.2.16.2 Successful Operation

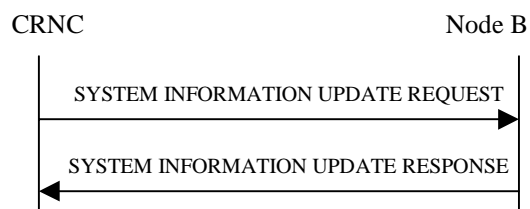


Figure 22: System Information Update procedure, Successful Operation

The procedure is initiated with a SYSTEM INFORMATION UPDATE REQUEST message sent from the CRNC to the Node B.

The Node B shall consider the requested updates to the BCCH schedule in the same order as the MIB/SB/SIB information is included in the SYSTEM INFORMATION UPDATE REQUEST message.

If the SYSTEM INFORMATION UPDATE REQUEST message includes the *BCCH Modification Time* IE, the updates to the BCCH schedule (possibly consisting of IB occurrence additions, IB occurrence deletions and IB occurrence content updates) indicated in the SYSTEM INFORMATION UPDATE REQUEST message shall be applied by Node B at the first time instance starting from the SFN value set by the *BCCH Modification Time* IE. If no *BCCH Modification Time* IE is included, the updates to the BCCH schedule shall be applied as soon as possible.

Information Block addition

If the SYSTEM INFORMATION UPDATE REQUEST message includes segments of a certain MIB/SB/SIB, the Node B shall assume that all segments for that Information Block are included in the message and ordered with increasing Segment Index (starting from 0). For each included segment, segment type information and *IB SG POS* IE are also given in the SYSTEM INFORMATION UPDATE REQUEST message.

The Node B shall determine the correct cell system frame number(s) (SFN) for transmission of the segments of system information, from the scheduling parameters provided in the SYSTEM INFORMATION UPDATE REQUEST message. The SFN for transmitting the segments shall be determined by the *IB SG REP* IE and *IB SG POS* IE such that:

$$- \text{SFN mod IB_SG_REP} = \text{IB_SG_POS}$$

If the SYSTEM INFORMATION UPDATE REQUEST message contains Master Information Block (MIB) segments in addition to SIB or SB segments, the MIB segments shall first be sent in the physical channel by the Node B. Once these MIB segments have been sent in the physical channel, the updated SB/SIB segments shall then be sent in the physical channel.

Only if the inclusion of each new IB segment in the BCCH schedule leads to a valid segment combination according to [18], the Node B shall accept the system information update.

If the *SIB Originator* IE value is set to 'Node B' the Node B shall create the SIB segment of the SIB type given by the *IB Type* IE and autonomously update the SIB segment and apply the scheduling and repetition as given by the *IB SG REP* IE and *IB SG POS* IE.

SIBs originating from the Node B can only be SIBs containing information that the Node B can obtain on its own.

Information Block deletion

If an IB Deletion is indicated in an instance of *MIB/SB/SIB information* IE in the SYSTEM INFORMATION UPDATE REQUEST message, the Node B shall delete the IB indicated by the *IB Type* IE and *IB OC ID* IE from the transmission schedule on BCCH.

Information Block update

If the SYSTEM INFORMATION UPDATE REQUEST message contains segments for an IB without *IB SG REP* IE and *IB SG POS* IE and there is already an IB in the BCCH schedule with the same IB Type and IB OC ID which is not requested to be deleted from the BCCH schedule by an IB deletion indicated in a *MIB/SB/SIB information* IE repetition present in the SYSTEM INFORMATION UPDATE REQUEST message before the IB segments are included, then the Node B shall only update the contents of the IB segments without any modification in segment scheduling.

If the Node B successfully completes the updating of the physical channel scheduling cycle according to the parameters given in the SYSTEM INFORMATION UPDATE REQUEST message, it shall respond to the CRNC with a SYSTEM INFORMATION UPDATE RESPONSE message.

8.2.16.3 Unsuccessful Operation

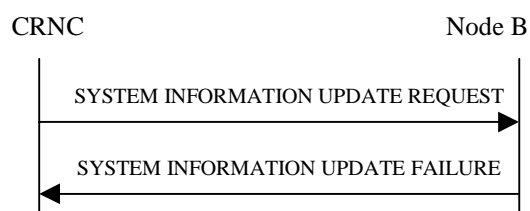


Figure 23: System Information Update procedure: Unsuccessful Operation

If the Node B is unable to update the physical channel scheduling cycle according to all the parameters given in the SYSTEM INFORMATION UPDATE REQUEST message, it shall respond with a SYSTEM INFORMATION UPDATE FAILURE message with an appropriate cause value. No changes to the BCCH schedule are made in this case.

Typical cause values are:

Radio Network Layer Cause

- SIB Origination in Node B not Supported

Miscellaneous Cause

- Hardware failure
- Control Processing overload
- O&M Intervention

In the case of failure, the Node B shall not incorporate any of the requested changes into the physical channel scheduling cycle, and the previous system information configuration shall remain intact.

8.2.16.4 Abnormal Conditions

Node B shall reject, with cause value 'SIB origination in Node B not supported', requests for Node B originated system information blocks that make use of a value tag.

Node B shall reject the requested update with cause value "BCCH scheduling error" if:

- After having handled a certain *MIB/SB/SIB information* IE repetition, an illegal BCCH schedule results;
- If a *MIB/SB/SIB information* IE repetition includes an *IB SG REP* IE or an *IB SG POS* IE and there is already an IB in the BCCH schedule with the same IB Type and IB OC ID which is not requested to be deleted from the BCCH schedule by an IB deletion indicated in a *MIB/SB/SIB information* IE repetition present in the SYSTEM INFORMATION UPDATE REQUEST message before the IB addition is indicated. This rule shall apply even if the scheduling instructions in *IB SG REP* IE and *IB SG POS* IE were the same as the current scheduling instructions for the concerned IB;
- If a *MIB/SB/SIB information* IE repetition includes no *IB SG REP* IE and *IB SG POS* IE and there is no IB in the BCCH schedule with the same IB Type and IB OC ID;
- If a *MIB/SB/SIB information* IE repetition includes no *IB SG REP* IE and *IB SG POS* IE and there is already an IB in the BCCH schedule with the same IB Type and IB OC ID but it is requested to be deleted from the BCCH schedule by an IB deletion indicated in a *MIB/SB/SIB information* IE repetition present in the SYSTEM INFORMATION UPDATE REQUEST message before the IB addition is indicated.

8.2.17 Radio Link Setup

8.2.17.1 General

This procedure is used for establishing the necessary resources for a new Node B Communication Context in the Node B.

[FDD – The RL Setup procedure is used to establish one or more radio links. The procedure establishes one or more DCHs on all radio links, and in addition, it can include the establishment of one or more DSCHs or an HS-DSCH on one radio link.]

[TDD – The RL Setup procedure is used for establish one radio link including one or more transport channels. The transport channels can be a mixture of DCHs, DSCHs, and USCHs, or DCHs and an HS-DSCH, including also combinations where one or more transport channel types are not present.]

8.2.17.2 Successful Operation

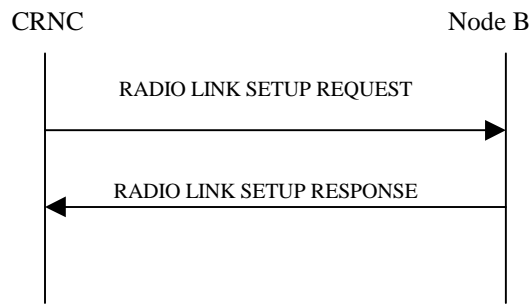


Figure 24: Radio Link Setup procedure, Successful Operation

The procedure is initiated with a RADIO LINK SETUP REQUEST message sent from the CRNC to Node B.

Upon reception of RADIO LINK SETUP REQUEST message, the Node B shall reserve necessary resources and configure the new Radio Link(s) according to the parameters given in the message.

The Node B shall prioritise resource allocation for the RL(s) to be established according to Annex A.

Transport Channels Handling:

DCH(s):

[TDD – If the *DCH Information* IE is present, the Node B shall configure the new DCH(s) according to the parameters given in the message.]

If the RADIO LINK SETUP REQUEST message includes a *DCH Information* IE with multiple *DCH Specific Info* IEs then, the Node B shall treat the DCHs in the *DCH Information* IE as a set of co-ordinated DCHs. The Node B shall include these DCHs in the new configuration only if it can include all of them in the new configuration.

[FDD – For DCHs which do not belong to a set of co-ordinated DCHs with the *QE-Selector* IE set to "selected", the Transport channel BER from that DCH shall be the base for the QE in the UL data frames. If no Transport channel BER is available for the selected DCH the Physical channel BER shall be used for the QE, ref. [16]. If the *QE-Selector* is set to "non-selected", the Physical channel BER shall be used for the QE in the UL data frames, ref. [16].]

For a set of co-ordinated DCHs the Transport channel BER from the DCH with the *QE-Selector* IE set to "selected" shall be used for the QE in the UL data frames, ref. [16]. [FDD - If no Transport channel BER is available for the selected DCH the Physical channel BER shall be used for the QE, ref. [16]. If all DCHs have *QE-Selector* IE set to "non-selected" the Physical channel BER shall be used for the QE, ref. [16]].

The Node B shall use the included *UL FP Mode* IE for a DCH or a set of co-ordinated DCHs to be added as the FP Mode in the Uplink of the user plane for the DCH or the set of co-ordinated DCHs in the configuration.

The Node B shall use the included *ToAWS* IE for a DCH or a set of co-ordinated DCHs to be added as the Time of Arrival Window Start Point in the user plane for the DCH or the set of co-ordinated DCHs in the configuration.

The Node B shall use the included *ToAWE* IE for a DCH or a set of co-ordinated DCHs to be added as the Time of Arrival Window End Point in the user plane for the DCH or the set of co-ordinated DCHs in the configuration.

The received *Frame Handling Priority* IE specified for each Transport Channel should be used when prioritising between different frames in the downlink on the radio interface in congestion situations within the Node B once the new RL(s) has been activated.

[FDD – The *Diversity Control Field* IE indicates for each RL (except the first RL in the message) whether the Node B shall combine the concerned RL or not. If the *Diversity Control Field* IE is set to "May", then Node B shall decide for either of the alternatives. If the *Diversity Control Field* IE is set to "Must", the Node B shall combine the RL with one of the other RL. Diversity combining is applied to Dedicated Transport Channels

(DCH), i.e. it is not applied to the DSCHs. When a new RL is to be combined, the Node B shall choose which RL(s) to combine it with. If the *Diversity Control Field IE* is set to "Must not", the Node B shall not combine the RL with any other existing RL.]

[FDD – In the RADIO LINK SETUP RESPONSE message the Node B shall indicate with the *Diversity Indication IE* whether the RL is combined or not. In case of combining, only the *Reference RL ID IE* shall be included to indicate one of the existing RLs that the concerned RL is combined with. In case of not combining the Node B shall include in the RL SETUP RESPONSE the *Binding ID IE* and *Transport Layer Address IE* for the transport bearer to be established for each DCH of this RL.]

[TDD – The Node B shall include in the RADIO LINK SETUP RESPONSE the *Binding ID IE* and *Transport Layer Address IE* for the transport bearer to be established for each DCH of this RL.]

In case of coordinated DCH, the *Binding ID IE* and the *Transport Layer Address IE* shall be specified for only one of the coordinated DCHs.

DSCH(s):

If the *DSCH Information IE* is present, the Node B shall configure the new DSCH(s) according to the parameters given in the message.

[FDD – If the RADIO LINK SETUP REQUEST message includes the *TFCI2 Bearer Information IE* then the Node B shall support the establishment of a transport bearer on which the DSCH TFCI Signaling control frames shall be received. The Node B shall manage the time of arrival of these frames according to the values of ToAWS and ToAWE specified in the IE's. The *Binding ID IE* and *Transport Layer Address IE* for the new bearer to be set up for this purpose shall be returned in the RADIO LINK SETUP RESPONSE message.]

If the RADIO LINK SETUP REQUEST message includes the *Transport Layer Address IE* and *Binding ID IE* in the *DSCH Information IE* the Node B may use the transport layer address and the binding identifier received from the CRNC when establishing a transport bearer for the DSCH.

The Node B shall include in the RADIO LINK SETUP RESPONSE the *Binding ID IE* and *Transport Layer Address IE* for the transport bearer to be established for each DSCH of this RL.

[TDD – USCH(s):

[TDD – If the *USCH Information IE* is present, the Node B shall configure the new USCH(s) according to the parameters given in the message.]

[TDD - If the RADIO LINK SETUP REQUEST message includes the *Transport Layer Address IE* and *Binding ID IE* in the *USCH Information IE* the Node B may use the transport layer address and the binding identifier received from the CRNC when establishing a transport bearer for the USCH.]

[TDD – In case the *USCH Information IE* is present, the Node B shall include in the RADIO LINK SETUP RESPONSE the *Binding ID IE* and *Transport Layer Address IE* for the transport bearer to be established for each USCH of this RL.]

HS-DSCH(s):

If the *HS-DSCH Information IE* is present the Node B shall configure the new HS-DSCH resources according to the parameters given in the message.

[FDD – If the *HS-DSCH Information IE* and the *HS-PDSCH RL ID IE* are present, the Node B shall configure the new HS-DSCH resources in the radio link specified by the *HS-PDSCH RL ID*.]

In addition the Node B shall include in the RADIO LINK SETUP RESPONSE the *Binding ID IE* and *Transport Layer Address IE* for the transport bearers to be established for the HS-DSCH MAC-d flows of this RL.

If the *HS-DSCH-RNTI IE* is present, the Node B shall use the HS-DSCH RNTI value for HS-DSCH processing for the respective Node B Communication Context.

Physical Channels Handling:

[FDD – Compressed Mode]:

[FDD – If the RADIO LINK SETUP REQUEST message includes the *Transmission Gap Pattern Sequence Information IE*, the Node B shall store the information about the Transmission Gap Pattern Sequences to be used in the Compressed Mode Configuration. This Compressed Mode Configuration shall be valid in the Node B until the next Compressed Mode Configuration is configured in the Node B or Node B Communication Context is deleted.]

[FDD – If the *Downlink compressed mode method IE* in one or more Transmission Gap Pattern Sequence is set to 'SF/2' in the RADIO LINK SETUP REQUEST message, the Node B shall use or not the alternate scrambling code as indicated for each DL Channelisation Code in the *Transmission Gap Pattern Sequence Code Information IE*.]

[FDD – If the RADIO LINK SETUP REQUEST message includes the *Transmission Gap Pattern Sequence Information IE* and the *Active Pattern Sequence Information IE*, the Node B shall use the information to activate the indicated Transmission Gap Pattern Sequence(s) in the new RL. The received *CM Configuration Change CFN* refers to the latest passed CFN with that value. The Node B shall treat the received *TGCFN* IEs as follows:]

- [FDD - If any received *TGCFN IE* has the same value as the received *CM Configuration Change CFN IE*, the Node B shall consider the concerning Transmission Gap Pattern Sequence as activated at that CFN.]
- [FDD - If any received *TGCFN IE* does not have the same value as the received *CM Configuration Change CFN IE* but the first CFN after the *CM Configuration Change CFN* with a value equal to the *TGCFN IE* has already passed, the Node B shall consider the concerning Transmission Gap Pattern Sequence as activated at that CFN.]
- [FDD - For all other Transmission Gap Pattern Sequences included in the *Active Pattern Sequence Information IE*, the Node B shall activate each Transmission Gap Pattern Sequence at the first CFN after the *CM Configuration Change CFN* with a value equal to the *TGCFN IE* for the Transmission Gap Pattern Sequence.]

[FDD – DL Code Information]:

[FDD – When more than one DL DPDCH are assigned per RL, the segmented physical channel shall be mapped on to DL DPDCHs according to [8]. When p number of DL DPDCHs are assigned to each RL, the first pair of DL Scrambling Code and FDD DL Channelisation Code Number corresponds to "*PhCH number 1*", the second to "*PhCH number 2*", and so on until the p th to "*PhCH number p*".]

General:

[FDD – If the *Propagation Delay IE* is included, the Node B may use this information to speed up the detection of L1 synchronisation.]

[FDD – The *UL SIR Target IE* included in the message shall be used by the Node B as initial UL SIR target for the UL inner loop power control.]

[1.28Mcps TDD – The *UL SIR Target IE* included in the message shall be used by the Node B as initial UL SIR target for the UL inner loop power control according [19] and [21].]

[FDD – If the received *Limited Power Increase IE* is set to 'Used', the Node B shall, if supported, use Limited Power Increase according to ref. [10] subclause 5.2.1 for the inner loop DL power control.]

[FDD – If the *TFCI Signalling Mode IE* within the RADIO LINK SETUP message indicates that there shall be a hard split on the TFCI field but the *TFCI2 Bearer Information IE* is not included in the message then the Node B shall transmit the TFCI2 field with zero power.]

[FDD - If the *TFCI Signalling Mode IE* within the RADIO LINK SETUP message indicates that there shall be a hard split on the TFCI and the *TFCI2 Bearer Information IE* is included in the message then the Node B shall transmit the TFCI2 field with zero power until Synchronization is achieved on the TFCI2 transport bearer and the first valid DSCH TFCI Signalling control frame is received on this bearer (see ref.[24]).]

[FDD – If the RADIO LINK SETUP REQUEST message includes the *Length of TFCI2 IE*, then the Node B shall apply the length of TFCI (field 2) indicated in the message.]

[FDD – If the RADIO LINK SETUP REQUEST message does not include the *Length of TFCI2* IE and the *Split type* IE is present with the value "Hard", then the Node B shall assume the length of the TFCI (field 2) is 5 bits.]

Radio Link Handling:

[FDD – Transmit Diversity]:

[FDD – When *Diversity Mode* IE is "STTD", "Closedloop mode1", or "Closedloop mode2", the Node B shall activate/deactivate the Transmit Diversity to each Radio Link in accordance with *Transmit Diversity Indication* IE]

DL Power Control:

[FDD – The Node B shall start any DL transmission using the initial DL power specified in the message on each DL DPCH of the RL until either UL synchronisation on the Uu is achieved for the RLS or Power Balancing is activated. No inner loop power control or balancing shall be performed during this period. The DL power shall then vary according to the inner loop power control (see ref.[10], subclause 5.2.1.2) and the power control procedure (see subclause 8.3.7), but shall always be kept within the maximum and minimum limit specified in the RADIO LINK SETUP REQUEST message. During compressed mode, the $P_{SR(k)}$, as described in ref.[10] subclause 5.2.1.3, shall be added to the maximum DL power in slot k.]

[FDD - If the *DPC Mode* IE is present in the RADIO LINK SETUP REQUEST message, the Node B shall apply the DPC mode indicated in the message, and be prepared that the DPC mode may be changed during the life time of the RL. If the *DPC Mode* IE is not present in the RADIO LINK SETUP REQUEST message, DPC mode 0 shall be applied (see ref. [10]).]

[TDD – The Node B shall determine the initial CCTrCH DL power for each CCTrCH by the following rule: If the *CCTrCH Initial DL transmission Power* IE is included for that CCTrCH then the Node B shall use that power for the initial CCTrCH DL power, otherwise the initial CCTrCH DL power is the *Initial DL transmission Power* IE included in the *RL Information* IE. The Node B shall start any DL transmission on each CCTrCH using the initial CCTrCH DL power, as determined above, on each DL DPCH and on each Time Slot of the CCTrCH until the UL synchronisation on the Uu is achieved for the CCTrCH. No inner loop power control shall be performed during this period. The DL power shall then vary according to the inner loop power control (see ref.[22], subclause 4.2.3.3), but shall always be kept within the maximum and minimum limit specified in the RL SETUP REQUEST message.]

[TDD – If the [3.84Mcps TDD - *DL Time Slot ISCPInfo* IE] or [1.28Mcps TDD - *DL Timeslot ISCP LCR* IE] is present, the Node B shall use the indicated value when deciding the initial DL TX Power for each timeslot as specified in [21], i.e. it shall reduce the DL TX power in those downlink timeslots of the radio link where the interference is low, and increase the DL TX power in those timeslots where the interference is high, while keeping the total downlink power in the radio link unchanged].

[FDD – If the received *Inner Loop DL PC Status* IE is set to "Active", the Node B shall activate the inner loop DL power control for all RLs. If *Inner Loop DL PC Status* IE is set to "Inactive", the Node B shall deactivate the inner loop DL power control for all RLs according to ref. [10]]

[FDD – If the RADIO LINK SETUP REQUEST message includes the *DL Power Balancing Information* IE and the *Power Adjustment Type* IE is set to "Common" or "Individual", the Node B shall activate the power balancing, if activation of power balancing by the RADIO LINK SETUP REQUEST message is supported is supported, according to subclause 8.3.7, using the *DL Power Balancing Information* IE. If the Node B starts the DL transmission and the activation of the power balancing at the same CFN, the initial power of the power balancing shall be set to the indicated DL TX power level (if received) or the decided DL TX power level on each DL channelisation code of a RL.]

[FDD – If activation of power balancing by the RADIO LINK SETUP REQUEST message is supported by the Node B, the Node B shall include the *DL Power Balancing Activation Indicator* IE in the *RL Information Response* IE in the RADIO LINK SETUP RESPONSE message.]

General:

If the RADIO LINK SETUP REQUEST message includes the *RL Specific DCH Information* IE, the Node B may use the transport layer address and the binding identifier received from the CRNC when establishing a transport bearer for the DCH or the set of co-ordinated DCHs.

[FDD – If the RADIO LINK SETUP REQUEST message includes the *SSDT Cell Identity* IE and the *S-Field Length* E, the Node B shall activate SSDT, if supported, using the *SSDT Cell Identity* IE and *SSDT Cell Identity Length* IE.]

[FDD – Irrespective of SSDT activation, the Node B shall include in the RADIO LINK SETUP RESPONSE message an indication concerning the capability to support SSDT on this RL. Only if the RADIO LINK SETUP REQUEST message requested SSDT activation and the RADIO LINK SETUP RESPONSE message indicates that the SSDT capability is supported for this RL, SSDT is activated in the Node B.]

[FDD - If the RADIO LINK SETUP REQUEST message includes the *SSDT Cell Identity for EDSCHPC* IE, the Node B shall activate enhanced DSCH power control, if supported, using the *SSDT Cell Identity for EDSCHPC* IE and *SSDT Cell Identity Length* IE as well as *Enhanced DSCH PC* IE in accordance with ref. [10] subclause 5.2.2. If the RADIO LINK SETUP REQUEST message includes both *SSDT Cell Identity* IE and *SSDT Cell Identity for EDSCHPC* IE, then the Node B shall ignore the value in *SSDT Cell Identity for EDSCHPC* IE. If the enhanced DSCH power control is activated and the TFCI power control in DSCH hard split mode is supported, the primary/secondary status determination in the enhanced DSCH power control is also applied to the TFCI power control in DSCH hard split mode.]

[FDD – Radio Link Set Handling]:

[FDD – The *First RLS Indicator* IE indicates if the concerning RL shall be considered part of the first RLS established towards this UE. The *First RLS Indicator* IE shall be used by the Node B together with the value of the *DL TPC pattern 01 count* IE which the Node B has received in the Cell Setup procedure, to determine the initial TPC pattern in the DL of the concerning RL and all RLs which are part of the same RLS, as described in [10], section 5.1.2.2.1.2.]

[FDD – For each RL not having a common generation of the TPC commands in the DL with another RL, the Node B shall assign the *RL Set ID* IE included in the RADIO LINK SETUP RESPONSE message a value that uniquely identifies the RL Set within the Node B Communication context.]

[FDD – For all RLs having a common generation of the TPC commands in the DL with another RL, the Node B shall assign the *RL Set ID* IE included in the RADIO LINK SETUP RESPONSE message the same value. This value shall uniquely identify the RL Set within the Node B Communication context.]

[FDD – The UL out-of-sync algorithm defined in [10] shall for each of the established RL Set(s) use the maximum value of the parameters *N_OUTSYNC_IND* and *T_RLFAILURE*, and the minimum value of the parameters *N_INSYNC_IND*, that are configured in the cells supporting the radio links of the RL Set]

Response Message:

If the RLs are successfully established, the Node B shall start reception on the new RL(s) and respond with a RADIO LINK SETUP RESPONSE message.

After sending of the RADIO LINK SETUP RESPONSE message the Node B shall continuously attempt to obtain UL synchronisation on the Uu and start reception on the new RL.

For each RL for which the *Delayed Activation* IE is not included in the RADIO LINK SETUP REQUEST message the Node B shall:

- [FDD - start transmission on the new RL after synchronisation is achieved in the DL user plane as specified in [16].]
- [TDD - start transmission on the new RL immediately as specified in [16].]

For each RL for which the *Delayed Activation* IE is included in the RADIO LINK SETUP REQUEST message, the Node B shall:

- if the *Delayed Activation* IE indicates "Separate Indication":
 - not start any DL transmission for the concerning RL on the Uu interface;
- if the *Delayed Activation* IE indicates "CFN":
 - [FDD – start transmission on the new RL after synchronisation is achieved in the DL user plane as specified in [16], however never before the CFN indicated in the *Activation CFN* IE.]
 - [TDD – start transmission on the new RL at the CFN indicated in the *Activation CFN* IE as specified in [16].]

8.2.17.3 Unsuccessful Operation

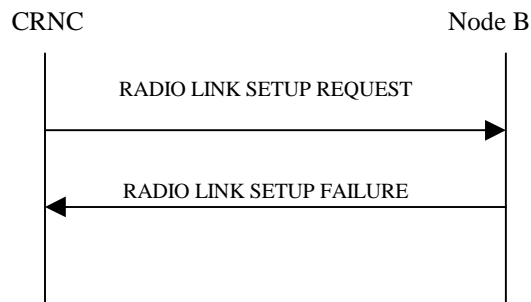


Figure 25: Radio Link Setup procedure: Unsuccessful Operation

If the establishment of at least one radio link is unsuccessful, the Node B shall respond with a RADIO LINK SETUP FAILURE message. The message contains the failure cause in the *Cause IE*.

[FDD – If some radio links were established successfully, the Node B shall indicate this in the RADIO LINK SETUP FAILURE message in the same way as in the RADIO LINK SETUP RESPONSE message.]

Typical cause values are as follows:

Radio Network Layer Cause

- Combining not supported
- Combining Resources not available
- Requested Tx Diversity Mode not supported
- Number of DL codes not supported
- Number of UL codes not supported
- UL SF not supported
- DL SF not supported
- Dedicated Transport Channel Type not supported
- Downlink Shared Channel Type not supported
- Uplink Shared Channel Type not supported
- CM not supported
- DPC mode change not supported
- Delayed Activation not supported

Transport Layer Cause

- Transport Resources Unavailable

Miscellaneous Cause

- O&M Intervention
- Control processing overload
- HW failure

8.2.17.4 Abnormal Conditions

[FDD – If the RADIO LINK SETUP REQUEST message contains the *Active Pattern Sequence Information* IE, but the *Transmission Gap Pattern Sequence Information* IE is not present, then the Node B shall reject the procedure using the RADIO LINK SETUP FAILURE message.]

If more than one DCH of a set of co-ordinated DCHs has the *QE-Selector* IE set to "selected" [TDD – or no DCH of a set of co-ordinated DCHs has the *QE-Selector* IE set to "selected"] the Node B shall regard the Radio Link Setup procedure as failed and shall respond with a RADIO LINK SETUP FAILURE message.

If the RADIO LINK SETUP REQUEST message includes a *DCH Information* IE with multiple *DCH Specific Info* IEs, and if the DCHs in the *DCH Information* IE do not have the same *Transmission Time Interval* IE in the *Semi-static Transport Format Information* IE, then the Node B shall reject the procedure using the RADIO LINK SETUP FAILURE message.

If the RADIO LINK SETUP REQUEST message includes the *Transport Layer Address* IE and the *Binding ID* IE in the *RL Specific DCH Information* IE included in the *RL Information* IE for a specific RL and the *Diversity Control Field* IE is set to "Must", the Node B shall regard the Radio Link Setup procedure as failed and respond with the RADIO LINK SETUP FAILURE message.

If the RADIO LINK SETUP REQUEST message contains the *Transport Layer Address* IE or the *Binding ID* IE, and not both are present for a transport bearer intended to be established, the Node B shall reject the procedure using the RADIO LINK SETUP FAILURE message.

[FDD – If the RADIO LINK SETUP REQUEST message includes the *Length of TFCI2* IE but the *TFCI signalling option* IE is set to "Normal", then the Node B shall reject the procedure using the RADIO LINK SETUP FAILURE message.]

[FDD – If the RADIO LINK SETUP REQUEST message does not include the *Length of TFCI2* IE but the *Split type* IE is set to "Logical", then the Node B shall reject the procedure using the RADIO LINK SETUP FAILURE message.]

[FDD - If the RADIO LINK SETUP REQUEST message includes the *Split Type* IE set to the value "Hard" and the *Length of TFCI2* IE set to the value "5", then the Node B shall reject the procedure using the RADIO LINK SETUP FAILURE message.]

[FDD – If the RADIO LINK RECONFIGURATION REQUEST message includes the *Length of TFCI2* IE but the *TFCI signalling option* IE is set to "Normal", then the Node B shall reject the procedure using the RADIO LINK RECONFIGURATION FAILURE message.]

[FDD – If the RADIO LINK RECONFIGURATION REQUEST message does not include the *Length of TFCI2* IE but the *Split type* IE is set to "Logical", then the Node B shall reject the procedure using the RADIO LINK RECONFIGURATION FAILURE message.]

[FDD – If the RADIO LINK RECONFIGURATION REQUEST message includes the *Split Type* IE set to the value "Hard" and the *Length of TFCI2* IE set to the value "5", then the Node B shall reject the procedure using the RADIO LINK RECONFIGURATION FAILURE message.]

8.2.18 Physical Shared Channel Reconfiguration

8.2.18.1 General

This procedure is used to assign HS-DSCH related resources to the Node B.

[TDD - This procedure is also used for handling PDSCH Sets and PUSCH Sets in the Node B, i.e.

- Adding new PDSCH Sets and/or PUSCH Sets,
- Modifying these, and
- Deleting them.]

8.2.18.2 Successful Operation

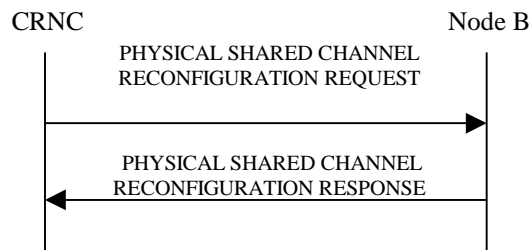


Figure 26: Physical Shared Channel Reconfiguration: Successful Operation

The procedure is initiated with a PHYSICAL SHARED CHANNEL RECONFIGURATION REQUEST message sent from the CRNC to the Node B.

If the PHYSICAL SHARED CHANNEL RECONFIGURATION REQUEST message includes an *SFN* IE the Node B will activate the new configuration on that specified SFN.

HS-DSCH Resources

[FDD - If the PHYSICAL SHARED CHANNEL RECONFIGURATION REQUEST message includes *HS-PDSCH and HS-SCCH Total Power* IE the Node B shall not exceed this maximum transmission power on all HS-PDSCH and HS-SCCH codes in the cell. If a value has never been set or if the value of the *HS-PDSCH Total Power* IE is equal to or greater than the maximum transmission power of the cell the Node B may use all unused power for HS-PDSCH and HS-SCCH codes.]

[FDD - If the PHYSICAL SHARED CHANNEL RECONFIGURATION REQUEST message includes *HS-PDSCH and HS-SCCH Scrambling Code* IE the Node B shall use this as the scrambling code for all HS-PDSCHs and HS-SCCHs. If a value has never been set the Node B shall use the primary scrambling code for all HS-PDSCH and HS-SCCH codes.]

[FDD - If the PHYSICAL SHARED CHANNEL RECONFIGURATION REQUEST message includes *HS-PDSCH FDD Code Information* IE the Node B shall:

- If the *HS-PDSCH FDD Code Information* IE contains no codes, delete any existing HS-PDSCH resources from the cell.
- If the *HS-PDSCH FDD Code Information* IE contains one or more codes and HS-PDSCH resources are not currently configured in the cell, use this list as the range of codes for HS-PDSCH channels.
- If the *HS-PDSCH FDD Code Information* IE contains one or more codes and HS-PDSCH resources are currently configured in the cell, replace the current range of codes with this new range of codes for HS-PDSCH channels.]

[FDD - If the PHYSICAL SHARED CHANNEL RECONFIGURATION REQUEST message includes *HS-SCCH FDD Code Information* IE the Node B shall:

- If the *HS-SCCH FDD Code Information* IE contains no codes, delete any existing HS-SCCH resources from the cell.
- If the *HS-SCCH FDD Code Information* IE contains one or more codes and HS-SCCH resources are not currently configured in the cell, use this list of codes as the list of codes for HS-SCCH channels.
- If the *HS-SCCH FDD Code Information* IE contains one or more codes and HS-SCCH resources are currently configured in the cell, replace the current list of codes with this new list of codes for HS-SCCH channels.]

[TDD - If the PHYSICAL SHARED CHANNEL RECONFIGURATION REQUEST message includes *HS-SCCH Maximum Power* IE the Node B shall not exceed this power for each HS-SCCH code.]

[TDD - If the PHYSICAL SHARED CHANNEL RECONFIGURATION REQUEST message includes *HS-PDSCH TDD Information* IE the Node B shall:

- If the *HS-PDSCH TDD Code Information* IE contains no codes, delete any existing HS-PDSCH resources from the cell.
- If the *HS-PDSCH TDD Code Information* IE contains one or more codes and HS-PDSCH resources are not currently configured in the cell, use this list as the list of codes for HS-PDSCH channels.
- If the *HS-PDSCH TDD Code Information* IE contains one or more codes and HS-PDSCH resources are currently configured in the cell, replace the current list of codes with this new list of codes for HS-PDSCH channels.]

[TDD - If the PHYSICAL SHARED CHANNEL RECONFIGURATION REQUEST message includes *Add to HS-SCCH Resource Pool* IE the Node B shall add this resource to the HS-SCCH resource pool to be used to assign HS-SCCH sets.]

[TDD - If the PHYSICAL SHARED CHANNEL RECONFIGURATION REQUEST message includes any *Modify HS-SCCH Resource Pool* IEs and includes any of [3.84Mcps TDD - *TDD Channelisation Code* IE, *Midamble shift and burst type* IE, *Time Slot* IE], [1.28Mcps TDD - *TDD Channelisation Code LCR* IE, *Midamble shift LCR* IE, *Time Slot LCR* IE], for either HS-SCCH or HS-SICH channels the Node B shall apply these as the new values, otherwise the old values specified for this set are still applicable.]

[TDD - If the PHYSICAL SHARED CHANNEL RECONFIGURATION REQUEST message includes any *Delete from HS-SCCH Resource Pool* IEs the Node B shall delete these resources from the HS-SCCH resource pool.]

[TDD - PDSCH/PUSCH Addition]

[TDD - If the PHYSICAL SHARED CHANNEL RECONFIGURATION REQUEST message includes any PDSCH sets or PUSCH sets to be added the Node B shall add these new sets to its PDSCH/PUSCH configuration.]

[TDD - PDSCH/PUSCH Modification]

[TDD - If the PHYSICAL SHARED CHANNEL RECONFIGURATION REQUEST message includes any PDSCH sets or PUSCH sets to be modified, and includes any of [3.84Mcps TDD - *TDD Channelisation Code* IE, *Midamble shift and burst type* IE, *Time Slot* IE], [1.28Mcps TDD - *TDD Channelisation Code LCR* IE, *Midamble shift LCR* IE, *Time Slot LCR* IE], *TDD Physical Channel Offset* IE, *Repetition Period* IE, *Repetition Length* IE, or *TFCI presence* IE the Node B shall apply these as the new values, otherwise the old values specified for this set are still applicable.]

[TDD - PDSCH/PUSCH Deletion]

[TDD - If the PHYSICAL SHARED CHANNEL RECONFIGURATION REQUEST message includes any PDSCH sets or PUSCH sets to be deleted the Node B shall delete these new sets to its PDSCH/PUSCH configuration.]

Response Message

HS-DSCH/HS-SCCH Resources

In the successful case involving HS-PDSCH or HS-SCCH resources the Node B shall make these resources available to all the current and future HS-DSCH transport channels; and shall respond with PHYSICAL SHARED CHANNEL RECONFIGURATION RESPONSE:

[TDD – PDSCH/PUSCH Addition/Modification/Deletion]

[TDD - In the successful case involving PDSCH/PUSCH addition, modification or deletion, the Node B shall add, modify and delete the PDSCH Sets and PUSCH Sets in the Common Transport Channel data base, as requested in the PHYSICAL SHARED CHANNEL RECONFIGURATION REQUEST, and shall make these available to all the current and future DSCH and USCH transport channels; and shall respond with PHYSICAL SHARED CHANNEL RECONFIGURATION RESPONSE:]

8.2.18.3 Unsuccessful Operation

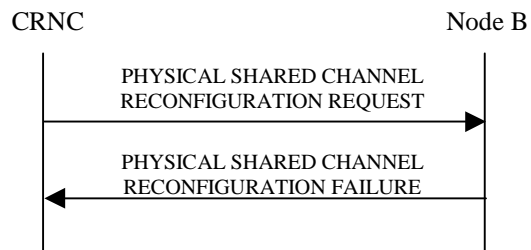


Figure 27: Physical Shared Channel Reconfiguration procedure: Unsuccessful Operation

If the Node B is not able to support all parts of the configuration, it shall reject the configuration of all the channels in the PHYSICAL SHARED CHANNEL RECONFIGURATION REQUEST message. The *Cause Value* IE shall be set to an appropriate value.

If the configuration was unsuccessful, the Node B shall respond with the PHYSICAL SHARED CHANNEL RECONFIGURATION FAILURE message:

Typical cause values are as follows:

Radio Network Layer Cause

- Cell not available
- Node B Resources unavailable

Transport Layer Cause

- Transport Resources Unavailable

Miscellaneous Cause

- O&M Intervention
- Control processing overload
- HW failure

8.2.18.4 Abnormal Conditions

-

8.2.19 Reset

8.2.19.1 General

The purpose of the reset procedure is to align the resources in the CRNC and Node B in the event of an abnormal failure. The CRNC or Node B may initiate the procedure.

8.2.19.2 Successful Operation

8.2.19.2.1 Reset Initiated by the CRNC

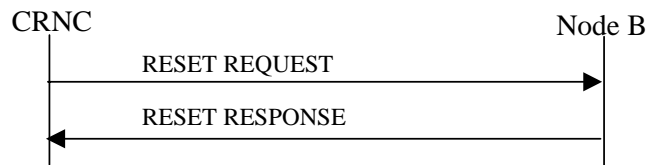


Figure 27A Reset procedure (CRNC to Node B), Successful Operation

The procedure is initiated with a RESET REQUEST message sent from the CRNC to the Node B.

If the *Reset Indicator* IE is set to 'CommunicationContext', the Node B shall remove all the indicated Node B Communication Contexts (typically identified by a *Node B Communication Context ID* IE) and all the radio resources allocated for these Node B Communication Contexts. The Node B shall also initiate release of the user plane transport bearers that were involved in these Contexts. After clearing all related resources, the Node B shall return the RESET RESPONSE message to the CRNC.

If the *Reset Indicator* IE is set to 'CommunicationControlPort', the Node B shall remove all the Node B Communication Contexts controlled via the indicated Communication Control Port(s) and all the radio resources allocated for these Node B Communication Contexts. The Node B shall also initiate release of the user plane transport bearers that were involved in these Contexts. After clearing all related resources, the Node B shall return the RESET RESPONSE message to the CRNC.

If the *Reset Indicator* IE is set to 'Node B', the Node B shall remove all the Node B Communication Contexts within the Node B and all the radio resources allocated for these Node B Communication Contexts. The Node B shall also initiate release of the user plane transport bearers that were involved in these Contexts. After clearing all related resources, the Node B shall return the RESET RESPONSE message to the CRNC.

8.2.19.2.2 Reset Initiated by the Node B

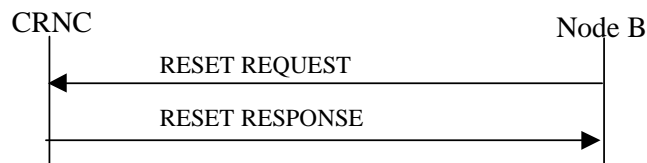


Figure 27B Reset procedure (Node B to CRNC), Successful Operation

The procedure is initiated with a RESET REQUEST message sent from the Node B to the CRNC.

If the *Reset Indicator* IE is set to 'CommunicationContext', for all indicated CRNC Communication Contexts (indicated by a *CRNC Communication Context ID* IE) the CRNC shall remove the information related to this Node B and all the radio resources allocated in the CRNC. The CRNC shall also initiate release of the user plane transport bearers towards the Node B involved in the indicated CRNC Communication Contexts. After clearing all related resources, the CRNC shall return the RESET RESPONSE message to the Node B.

If the *Reset Indicator* IE is set to 'CommunicationControlPort', for all the CRNC Communication Contexts controlled via the indicated Communication Control Port(s) the CRNC shall remove the information related to this Node B and all the radio resources allocated in the CRNC. The CRNC shall also initiate release of the user plane transport bearers towards the Node B involved in the CRNC Communication Contexts controlled via the indicated Communication Control Port(s). After clearing all related resources, the CRNC shall return the RESET RESPONSE message to Node B.

If the *Reset Indicator* IE is set to the 'Node B', for all the CRNC Communication Contexts related to this Node B the CRNC shall remove the information related to this Node B and all the radio resources allocated in the CRNC. The CRNC shall also initiate release of the user plane transport bearers towards the Node B involved in the CRNC Communication Contexts related to this Node B. After clearing all related resources, the CRNC shall return the RESET RESPONSE message to Node B.

8.2.19.3 Unsuccessful Operation

-

8.2.19.4 Abnormal Conditions

If the RESET message is received any ongoing procedure related to a CRNC Communication Context in the CRNC or Node B Communication Context in the Node B indicated (explicitly or implicitly) in the message shall be aborted.

8.2.20 Cell Synchronisation Initiation [TDD]

8.2.20.1 General

This procedure is used by a CRNC to request the transmission of cell synchronisation bursts and/or to start measurements on cell synchronisation bursts in a Node B. Note: The term "cell synchronisation burst" is used as a generic term which refers to the synchronisation bursts used in the two TDD chip rate options. A "cell synchronisation burst" is a [3.84Mcps TDD – cell sync burst sent in the PRACH time slots] or a [1.28Mcps TDD - SYNC_DL code sent in the DwPTS], respectively.

8.2.20.2 Successful Operation

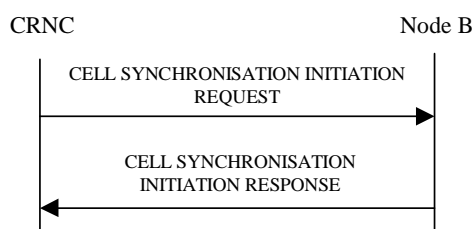


Figure 27C Cell Synchronisation Initiation procedure, Successful Operation

The procedure is initiated with a CELL SYNCHRONISATION INITIATION REQUEST message sent from the CRNC to the Node B using the Node B control port.

Upon reception, the Node B shall initiate the requested transmission according to the parameters given in the request and start the measurement on cell synchronisation bursts if requested.

Cell Sync Burst Transmission Initiation

When the Cell Sync Burst Transmission Initiation Information is present, the Node B shall configure the transmission of the cell sync burst according to the parameters given in the CELL SYNCHRONISATION INITIATION REQUEST message. The *SFN* IE indicates the frame number when the cell shall start transmitting cell sync bursts.

[3.84Mcps TDD - When the Cell Sync Burst Transmission Initiation Information is present and the 'Frequency Acquisition' is indicated within the *Synchronisation Report Type* IE, the Node B shall first perform only frequency locking on received cell sync bursts. Transmission of the indicated cell sync bursts shall be started only if the frequency locking is performed successfully and 'Frequency Acquisition completed' is reported to the RNC.]

[3.84Mcps TDD - Cell Sync Burst Measurement characteristics] [1.28Mcps TDD – SYNC_DL Code Measurement characteristics LCR]

When the [3.84Mcps TDD - Cell Sync Burst Measurement Initiation Information][1.28Mcps TDD – SYNC_DL Code Measurement Initiation Information LCR] is present, the Node B shall initiate measurements on the indicated cell synchronisation burst.

In case the *SFN* IE is present, the Node B shall after measurement of the indicated cell synchronisation burst adjust the frame number of the indicated cell according to the *SFN* of the CELL SYNCHRONISATION INITIATION REQUEST message. This adjustment shall only apply to the late entrant cell at the late entrant phase.

Synchronisation Report characteristics

The *Synchronisation Report Characteristics* IE indicates how the reporting of the cell synchronisation burst measurement shall be performed. Whenever the Cell Synchronisation Initiation procedure is initiated, only the 'Frequency Acquisition completed' or 'Frame related' report characteristics type shall apply.

[3.84Mcps TDD - If the *Synchronisation Report characteristics type* IE is set to 'Frequency Acquisition completed', the Node B shall signal completion of frequency acquisition to the RNC when locking is completed.]

If the *Synchronisation Report characteristics type* IE is set to 'Frame related', the Node B shall report the result of the cell synchronisation burst measurement after every measured frame.

Response message

If the Node B was able to initiate the cell synchronisation burst transmission and/or measurement requested by the CRNC it shall respond with the CELL SYNCHRONISATION INITIATION RESPONSE message sent over the Node B control port.

8.2.20.3 Unsuccessful Operation

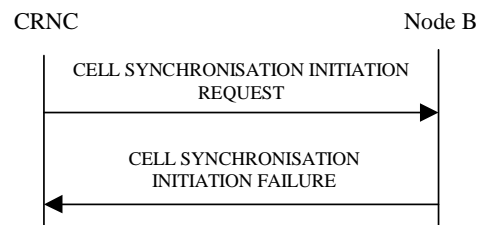


Figure 27D Cell Synchronisation Initiation procedure, Unsuccessful Operation

If the requested transmission or measurement on cell synchronisation bursts cannot be initiated, the Node B shall send a CELL SYNCHRONISATION INITIATION FAILURE message over the Node B control port. The message shall include the *Cause* IE set to an appropriate value.

Typical cause values are as follows:

Radio Network Layer Cause

- Cell Synchronisation not supported
- Power level not supported
- Measurement Temporarily not Available
- Frequency Acquisition not supported

Miscellaneous Cause

- O&M Intervention
- HW failure

8.2.20.4 Abnormal Conditions

-

8.2.21 Cell Synchronisation Reconfiguration [TDD]

8.2.21.1 General

This procedure is used by a CRNC to reconfigure the transmission of cell synchronisation bursts and/or to reconfigure measurements on cell synchronisation bursts in a Node B.

8.2.21.2 Successful Operation

8.2.21.2.1 General

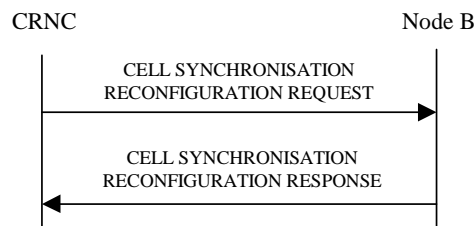


Figure 27E Cell Synchronisation Reconfiguration procedure, Successful Operation

The procedure is initiated with a CELL SYNCHRONISATION RECONFIGURATION REQUEST message sent from the CRNC to the Node B using the Node B control port.

Upon reception, the Node B shall reconfigure the cell sync burst transmission and/or measurements according to the parameters given in the request.

8.2.21.2.2 Cell Sync Burst Schedule

Within the CELL SYNCHRONISATION RECONFIGURATION REQUEST message first the schedule for the steady state phase is fixed. I.e. the number of cycles per SFN period is defined with the same schedule. For each cycle the number of repetitions is defined according to following equations:

Cycle length: $4096 / \text{value of the IE 'Number of cycles per SFN period'}$

Repetition period: $\text{Cycle length} / \text{value of IE 'Number of repetitions per cycle period'}$

Cell Sync Frame number is calculated by:

$\text{SFN} = \text{floor}((k-1) * \text{Cycle length} + (i-1) * \text{Repetition period})$

$k = \{1, 2, 3, .. \text{Number of cycle per SFN period}\}$

$i = \{1, 2, 3, .. \text{Cell Sync Frame number within cycle period}\}$

8.2.21.2.3 [1.28Mcps TDD – SYNC_DL Code Schedule]

Within the CELL SYNCHRONISATION RECONFIGURATION REQUEST message first the schedule for the steady state phase is fixed. The "schedule" includes

- the list of frame numbers SFN within the SFN period where synchronisation burst transmission or reception takes place, i.e. the "synchronisation frames", and
- the associated actions (burst transmission, reception, averaging, reporting etc) to be performed for synchronisation purpose by the Node B at each of these SFNs.

Within the synchronisation frames, only the first subframe shall be used for sending or receiving a synchronisation burst in the DwPTS while in the second subframe, normal operation continues.

In case of 1.28Mcps TDD, the synchronisation schedule includes the option of averaging of measured correlation results within the Node B over a sequence of measurements, for increasing the reliability of the Time of Arrival measurement obtained from the correlation results. For this purpose, the concept of "subcycles" has been introduced: Each Synchronisation Cycle is divided into "subcycles" where in each subcycle, the same set of SYNC_DL transmissions and receptions is performed, and averaging takes place over all the subcycles within a Synchronisation Cycle. Since the list of actions (transmission, measurements etc) is the same in each subcycle, and the subcycles are repeated to make up a cycle, and the cycles make up an SFN period, the full list of actions is derived by the actions specified for a subcycle.

The full list of SFNs which make up the synchronisation schedule within the SFN period are calculated in Node B and RNC autonomously based on the following parameters included in the CELL SYNCHRONISATION RECONFIGURATION REQUEST message: "Number of cycles per SFN period", "Number of subcycles per cycle period", and "Number of repetitions per cycle period", along the following equations:

Cycle length: $4096 / \text{value of the IE 'Number of cycles per SFN period'}$

Subcycle length: $\text{Cycle length} / \text{value of the IE "Number of subcycles per cycle period"}$

Repetition period: $\text{Subcycle length} / \text{value of IE 'Number of repetitions per cycle period'}$

$$\text{SFN} = \text{floor}((k-1) * \text{Cycle length} + (j-1)*\text{Subcycle length} + (i-1)* \text{Repetition period})$$

$$k = \{1, 2, 3, .. \text{Number of cycle per SFN period}\}$$

$$j = \{1, 2, 3, .. \text{Number of subcycles per cycle}\}$$

$$i = \{1, 2, 3, .. \text{Number of repetitions per cycle period}\}$$

Note that if the *Number of subcycles per cycle* IE is equal to 1, then the subcycles are identical to the "Synchronisation Cycles".

If the *Number of subcycles per cycle* IE is included in the CELL SYNCHRONISATION RECONFIGURATION REQUEST [TDD], then the Node B shall apply this number for dividing the Synchronisation Cycles in Subcycles. If the IE is not present, then the Node B shall assume that there is one subcycle per synchronisation cycle only, which is identical to the synchronisation cycle.

Averaging is performed as follows:

- From each SYNC_DL code being received according to the schedule, the Node B shall calculate a "correlation function" by matching the received data with the respective expected code.
- Therefore the set of measurements within one subcycle provides a set of "correlation functions".
- The set of correlation functions of the first subcycle within a synchronisation cycle is stored in an averaging memory.
- The sets of correlation functions of the subsequent subcycles within a synchronisation cycle are combined with the available contents of the "averaging memory", to produce an average over all the sets of correlation functions within a synchronisation cycle.
- At the end of a synchronisation cycle, the Time-of-Arrival measurements for that synchronisation cycle are obtained by evaluating the final set of correlation functions.

These Time-of-Arrival measurements, together with associated SIR values obtained from the averaged correlation functions, are included in a Measurement Report to the RNC, according to a measurement reporting plan.

In addition, the Time-of-Arrival measurements may optionally be used for autonomous self-adjustment of the timing of the respective cell.

8.2.21.2.4 [3.84Mcps TDD - Cell Sync Burst Transmission Reconfiguration] [1.28Mcps TDD – SYNC_DL Code Transmission Reconfiguration]

When the [3.84Mcps TDD - Cell Sync Burst Transmission Reconfiguration Information] [1.28Mcps TDD – SYNC_DL Code Transmission Reconfiguration Information LCR] is present, the Node B shall reconfigure the transmission of the [3.84Mcps TDD - cell sync burst] [1.28Mcps TDD - SYNC_DL Code] according to the parameters given in the CELL SYNCHRONISATION RECONFIGURATION REQUEST message.

[3.84Mcps TDD - If the CELL SYNCHRONISATION RECONFIGURATION REQUEST message includes the *Cell Sync Burst Code* IE the Node B shall reconfigure the synchronisation code in the cell according to the *Cell Sync Burst Code* IE value.]

[3.84Mcps TDD - If the CELL SYNCHRONISATION RECONFIGURATION REQUEST message includes the *Cell Sync Burst Code* shift IE the Node B shall reconfigure the synchronisation code shift in the cell according to the *Cell Sync Burst Code* shift IE value.]

[3.84Mcps TDD - If the CELL SYNCHRONISATION RECONFIGURATION REQUEST message includes the *DL transmission Power* IE the Node B shall reconfigure the DL transmission power of the cell sync burst in the cell according to the *DL transmission Power* IE value.]

[1.28Mcps TDD - If the CELL SYNCHRONISATION RECONFIGURATION REQUEST message includes the *DwPCH Power* IE the Node B shall store the DwPCH power according to the *DwPCH Power* IE value. For the duration of those subsequent transmissions of the DwPCH which are specifically for the purpose of Node B synchronisation the power of the DwPCH shall be set to the stored power. During subsequent transmissions of the DwPCH which are for normal operation the power of the DwPCH shall assume its normal level.]

8.2.21.2.5 [3.84Mcps TDD - Cell Sync Burst Measurement Reconfiguration] [1.28Mcps TDD – SYNC_DL Code Measurement Reconfiguration]

When the [3.84Mcps TDD - Cell Sync Burst Measurement Reconfiguration Information] [1.28Mcps TDD - Cell SYNC_DL Code Measurement Reconfiguration Information LCR] is present, the Node B shall reconfigure the [3.84Mcps TDD - cell sync burst] [1.28Mcps TDD - SYNC_DL Code] measurements according to the parameters given in the message.

If the CELL SYNCHRONISATION RECONFIGURATION REQUEST message includes the [3.84Mcps TDD -Cell Sync Burst Measurement Information][1.28Mcps TDD – SYNC_DL Code Measurement Information LCR] the measurements shall apply on the individual [3.84Mcps TDD - cell sync bursts] [1.28Mcps TDD - SYNC_DL Codes] on the requested Sync Frame number.

[1.28Mcps TDD - When the *Propagation Delay Compensation* IE is present in the Cell Sync Burst Measurement Information, the Node B shall, if supported, perform the following functions: (1) use the respective SYNC_DL measurement (after potential averaging) to perform the self-adjustment of the respective cell's timing at the end of a Synchronisation Cycle; (2) include the *Accumulated Clock Update* IE in the CELL SYNCHRONISATION REPORT message, to report the total accumulated amount of timing adjustments since the last report to the RNC. This Accumulated Clock Update value shall also include the adjustments which may have been performed by explicit order from the RNC in the CELL SYNCHRONISATION ADJUSTMENT REQUEST message. The times for self-adjustment at the end of a synchronisation cycle shall be independent from the measurement reporting characteristics; the Accumulated Adjustment values shall be included in the CELL SYNCHRONISATION REPORT messages without influencing the frequency of measurement reporting.]

If the *Synchronisation Report Type* IE is provided, the measurement reporting shall apply according to the parameter given in the message.

Synchronisation Report characteristics

The *Synchronisation Report Characteristics* IE indicates how the reporting of the cell synchronisation burst measurement shall be performed.

If the *Synchronisation Report characteristics type* IE is set to 'Frame related', the Node B shall report the result of the cell synchronisation burst measurement after every measured frame.

If the *Synchronisation Report characteristics type* IE is set to 'SFN period related', the Node B shall report the result of the cell synchronisation burst measurements after every SFN period.

If the *Synchronisation Report characteristics type* IE is set to 'Cycle length related', the Node B shall report the result of the cell synchronisation burst measurements after every cycle length within the SFN period.

If the *Synchronisation Report characteristics type IE* is set to 'Threshold exceeding', the Node B shall report the result of the [3.84Mcps TDD - cell sync burst] [1.28Mcps TDD - SYNC_DL Code] measurement when the [3.84Mcps TDD - cell sync burst timing] [1.28Mcps TDD - SYNC_DL Code timing] rises or falls more than the requested threshold value compared to the arrival time in synchronised state which is represented by the [3.84Mcps TDD - *Cell Sync Burst Arrival Time IE*] [1.28Mcps TDD - *SYNC_DL Code ID Arrival Time IE*].

Response message

If the Node B was able to reconfigure the cell synchronisation burst transmission and/or measurement requested by the CRNC it shall respond with the CELL SYNCHRONISATION RECONFIGURATION RESPONSE message sent over the Node B control port.

8.2.21.3 Unsuccessful Operation

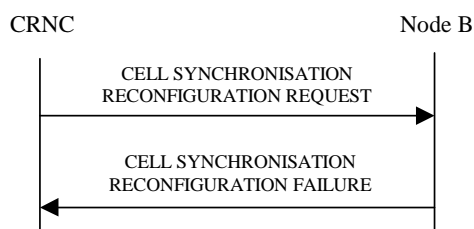


Figure 27F Cell Synchronisation Reconfiguration procedure, Unsuccessful Operation

If the Node B cannot reconfigure the requested transmission or measurement on [3.84Mcps TDD - cell sync burst] [1.28Mcps TDD - SYNC_DL Code], the CELL SYNCHRONISATION RECONFIGURATION FAILURE message shall be sent to the CRNC. The message shall include the *Cause IE* set to an appropriate value.

Typical cause values are as follows:

Radio Network Layer Cause

- Cell Synchronisation not supported
- Power level not supported
- Measurement Temporarily not Available

Miscellaneous Cause

- O&M Intervention
- HW failure

8.2.21.4 Abnormal Conditions

-

8.2.22 Cell Synchronisation Reporting [TDD]

8.2.22.1 General

This procedure is used by a Node B to report the result of [3.84Mcps TDD - cell sync burst] [1.28Mcps TDD - SYNC_DL Code] measurements requested by the CRNC with the Cell Synchronisation Initiation or Cell Synchronisation Reconfiguration procedure.

8.2.22.2 Successful Operation




Figure 27G Cell Synchronisation Reporting procedure, Successful Operation

If the requested synchronisation measurement reporting criteria are met, the Node B shall initiate a Cell Synchronisation Reporting procedure. The CELL SYNCHRONISATION REPORT message shall use the Node B control port.

In the steady state phase when several [3.84Mcps TDD - cell sync bursts] [1.28Mcps TDD - SYNC_DL Codes] shall be measured per Sync Frame number, the sequence of the reported measured values shall be the same as defined in the Cell Synchronisation Reconfiguration procedure.

[1.28Mcps TDD The Node B shall - if supported - include the *Accumulated Clock update* IE in the CELL SYNCHRONISATION REPORT message whenever the RNC has included at least one instance of the *Propagation Delay Compensation* IE in the CELL SYNCHRONISATION RECONFIGURATION REQUEST message. The *Accumulated Clock update* IE shall include the accumulated timing adjustment which has been done as commanded by the RNC, as well as by self-adjustment, since the last *Accumulated Clock update* IE report.]

If the achieved measurement accuracy does not fulfil the given accuracy requirement defined in [23], the Cell Sync Burst not available shall be reported.

8.2.22.3 Abnormal Conditions

-

8.2.23 Cell Synchronisation Termination [TDD]

8.2.23.1 General

This procedure is used by the CRNC to terminate a [3.84Mcps TDD - cell sync burst] [1.28Mcps TDD - SYNC_DL Code] transmission or measurement previously requested by the Cell Synchronisation Initiation procedure or Cell Synchronisation Reconfiguration procedure.

8.2.23.2 Successful Operation



Figure 27H Cell Synchronisation Termination procedure, Successful Operation

This procedure is initiated with a CELL SYNCHRONISATION TERMINATION REQUEST message, sent from the CRNC to the Node B using the Node B control port.

Upon reception, the Node B shall terminate transmission of [3.84Mcps TDD - cell sync bursts or reporting of cell sync burst measurements] [1.28Mcps TDD - SYNC_DL Codes or reporting of SYNC_DL Code measurements] corresponding to the CSB Transmission Id or CSB Measurement Id.

8.2.23.3 Abnormal Conditions

-

8.2.24 Cell Synchronisation Failure [TDD]

8.2.24.1 General

This procedure is used by the Node B to notify the CRNC that a synchronisation burst transmission or synchronisation measurement procedure can no longer be supported.

8.2.24.2 Successful Operation

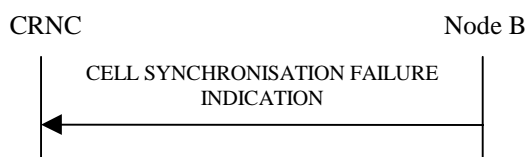


Figure 27I Cell Synchronisation Failure procedure, Successful Operation

This procedure is initiated with a CELL SYNCHRONISATION FAILURE INDICATION message, sent from the Node B to the CRNC using the Node B control port, to inform the CRNC that a previously requested transmission or measurement on [3.84Mcps TDD - cell sync bursts] [1.28Mcps TDD – SYNC_DL Codes] can no longer be supported.

8.2.24.3 Abnormal Conditions

-

8.2.25 Cell Synchronisation Adjustment [TDD]

8.2.25.1 General

The purpose of Cell Synchronisation Adjustment procedure is to allow the CRNC to adjust the timing of the radio transmission of a cell within a Node B for time alignment.

8.2.25.2 Successful Operation

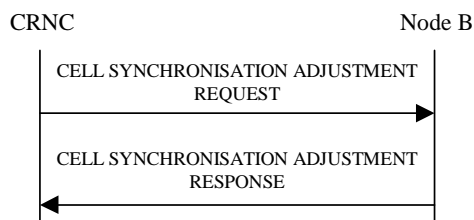


Figure 27J Cell Synchronisation Adjustment, Successful Operation

This procedure is initiated with a CELL SYNCHRONISATION ADJUSTMENT REQUEST message sent by the CRNC to the Node B using the Node B control port.

Upon reception, the Node B adjusts its timing according to the parameters given in the message.

If the CELL SYNCHRONISATION ADJUSTMENT REQUEST message includes the *Frame Adjustment value* IE the Node B shall apply the frame adjustment in the cell according to the *Frame Adjustment value* IE value.

If the CELL SYNCHRONISATION ADJUSTMENT REQUEST message includes the *Timing Adjustment value* IE the Node B shall apply the timing adjustment in the cell according to the *Timing Adjustment value* IE value.

[3.84Mcps TDD - If the CELL SYNCHRONISATION ADJUSTMENT REQUEST message includes the *DL Transmission Power* IE the Node B shall apply the transmission power of the cell sync burst according to the *DL Transmission Power* IE value.]

[1.28Mcps TDD - If the CELL SYNCHRONISATION ADJUSTMENT REQUEST message includes the *DwPCH Power* IE the Node B shall store the DwPCH power according to the *DwPCH Power* IE value. For the duration of those subsequent transmissions of the DwPCH which are specifically for the purpose of Node B synchronisation the power of the DwPCH shall be set to the stored power. During subsequent transmissions of the DwPCH which are for normal operation the power of the DwPCH shall assume its normal level.]

If the CELL SYNCHRONISATION ADJUSTMENT REQUEST message includes the *SFN* IE the Node B shall apply the synchronisation adjustment starting with the SFN number indicated in the message.

When the cell synchronisation adjustment is successfully done by the Node B the Node B shall respond with a CELL SYNCHRONISATION ADJUSTMENT RESPONSE message.

8.2.25.3 Unsuccessful Operation

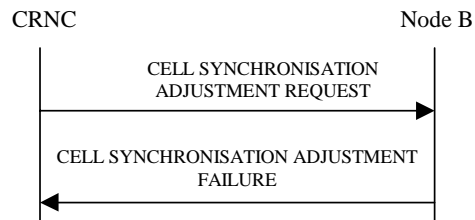


Figure 27K Cell Synchronisation Adjustment, Unsuccessful Operation

If the Node B cannot perform the indicated cell synchronisation adjustment due to hardware failure or other problem it shall send the CELL SYNCHRONISATION ADJUSTMENT FAILURE as a response.

Typical cause values are as follows:

Radio Network Layer Cause

- Cell Synchronisation Adjustment not supported
- Power level not supported

Miscellaneous Cause

- O&M Intervention
- HW failure

8.2.25.4 Abnormal Conditions

-

8.2.26 Information Exchange Initiation

8.2.26.1 General

This procedure is used by a CRNC to request the initiation of information provisioning from a Node B.

8.2.26.2 Successful Operation

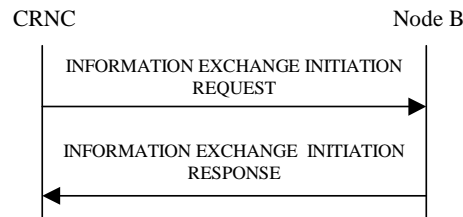


Figure 27L: Information Exchange Initiation procedure, Successful Operation

The procedure is initiated with the INFORMATION EXCHANGE INITIATION REQUEST message sent from the CRNC to the Node B using the Node B control port.

Upon reception, the Node B shall provide the requested information according to the *Information Type Item* IE. Unless specified below, the meaning of the parameters are given in other specifications.

Information Report Characteristics

The *Information Report Characteristics* IE indicates how the reporting of the information shall be performed.

If the *Information Report Characteristics* IE is set to 'On Demand', the Node B shall report the requested information immediately.

If the *Information Report Characteristics* IE is set to 'Periodic', the Node B shall periodically initiate the Information Reporting procedure for all the requested information, with the requested reporting frequency.

If the *Information Report Characteristics* IE is set to 'On Modification', the Node B shall immediately report the requested information and then shall initiate the Information Reporting procedure in accordance to the following conditions related to the *Information Type* IE:

- 1) If the *Information Type Item* IE is set to 'DGPS Corrections', the Node B shall initiate the Information Reporting procedure when either the PRC has drifted from the previously reported value more than the threshold indicated in the *PRC Deviation* IE or a change has occurred in the IODE.
- 2) If the *Information Type Item* IE is set to 'GPS Information' and the *GPS Information Item* IE includes 'GPS Navigation Model & Time Recovery', the Node B shall initiate the Information Reporting procedure for this specific GPS Information Item when a change has occurred regarding either the IODC or the list of visible satellites, identified by the *SatID* IEs.
- 3) If the *Information Type Item* IE is set to 'GPS Information' and the *GPS Information Item* IE includes 'GPS Ionospheric Model', the Node B shall initiate the Information Reporting procedure for this specific GPS Information Item when any change has occurred.
- 4) If the *Information Type Item* IE is set to 'GPS Information' and the *GPS Information Item* IE includes 'GPS UTC Model', the Node B shall initiate the Information Reporting procedure for this specific GPS Information Item when a change has occurred in the *t_ot* parameter.
- 5) If the *Information Type Item* IE is set to 'GPS Information' and the *GPS Information Item* IE includes 'GPS Almanac', the Node B shall initiate the Information Reporting procedure for this specific GPS Information Item when any change has occurred.
- 6) If the *Information Type Item* IE is set to 'GPS Information' and the *GPS Information Item* IE includes 'GPS Real-Time Integrity', the Node B shall initiate the Information Reporting procedure for this specific GPS Information Item when any change has occurred.

Response message

If the Node B was able to initiate the information provision requested by the CRNC it shall respond with the INFORMATION EXCHANGE INITIATION RESPONSE message sent over the Node B control port. The message shall include the same Information Exchange ID that was included in the INFORMATION EXCHANGE REQUEST message. When the *Report Characteristics* IE is set to "On-Demand" or "On Modification" or "Periodic", the INFORMATION EXCHANGE INITIATION RESPONSE message shall contain the requested data.

8.2.26.3 Unsuccessful Operation

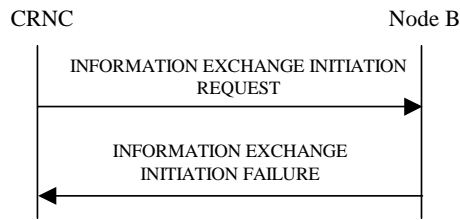


Figure 27M: Information Exchange Initiation procedure, Unsuccessful Operation

If the Information Type Item received in the *Information Type Item* IE indicates a type of information that cannot be provided, the Node B shall regard the Information Exchange Initiation procedure as failed.

If the requested information provision cannot be initiated, the Node B shall send the INFORMATION EXCHANGE INITIATION FAILURE message over the Node B control port. The message shall include the same Information Exchange ID that was used in the INFORMATION EXCHANGE INITIATION REQUEST message and the *Cause* IE set to an appropriate value.

Typical cause values are as follows:

Radio Network Layer Cause

Information temporarily not available.

Information Provision not supported for the object.

8.2.27.4 Abnormal Conditions

If the *Information Report Characteristics* IE is set to ‘On Modification’, and the *Information Type Item* IE is set to ‘DGPS Corrections’, but the *Information Threshold* IE is not received in the INFORMATION EXCHANGE INITIATION REQUEST message, the Node B shall regard the Information Exchange Initiation procedure as failed.

8.2.27 Information Reporting

8.2.27.1 General

This procedure is used by a Node B to report the information requested by the CRNC with the Information Exchange Initiation procedure.

8.2.27.2 Successful Operation



Figure 27N: Information Reporting procedure, Successful Operation

If the requested information reporting criteria are met, the Node B shall initiate the Information Reporting procedure. The INFORMATION REPORT message shall use the Node B control port. Unless specified below, the meaning of the parameters are given in other specifications.

The *Information Exchange ID* IE shall be set to the Information Exchange ID provided by the CRNC when initiating the Information Exchange with the Information Exchange Initiation procedure.

The *Requested Data Value* IE shall include at least one IE containing the data to be reported.

8.2.27.3 Abnormal Conditions

-

8.2.28 Information Exchange Termination

8.2.28.1 General

This procedure is used by the CRNC to terminate the provision of information previously requested by the Information Exchange Initiation procedure.

8.2.28.2 Successful Operation



Figure 27O: Information Exchange Termination procedure, Successful Operation

This procedure is initiated with an INFORMATION EXCHANGE TERMINATION REQUEST message, sent from the CRNC to the Node B using the Node B control port.

Upon reception, the Node B shall terminate the provision of information corresponding to the Information Exchange ID.

8.2.28.3 Abnormal Conditions

-

8.2.29 Information Exchange Failure

8.2.29.1 General

This procedure is used by the Node B to notify the CRNC that information previously requested by the Information Exchange Initiation procedure can no longer be reported.

8.2.29.2 Successful Operation

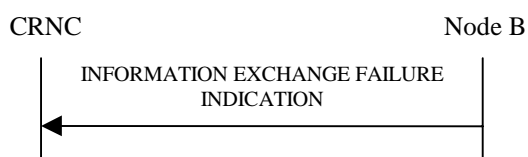


Figure 27P: Information Exchange Failure procedure, Successful Operation

This procedure is initiated with the INFORMATION EXCHANGE FAILURE INDICATION message, sent from the Node B to the CRNC using the Node B control port, to inform the CRNC that information previously requested by the Information Exchange Initiation procedure can no longer be reported. The message shall include the same Information Exchange ID that was used in the INFORMATION EXCHANGE INITIATION REQUEST message and the *Cause IE* set to an appropriate value.

8.3 NBAP Dedicated Procedures

8.3.1 Radio Link Addition

8.3.1.1 General

This procedure is used for establishing the necessary resources in the Node B for one or more additional RLs towards a UE when there is already a Node B communication context for this UE in the Node B.

The Radio Link Addition procedure shall not be initiated if a Prepared Reconfiguration exists, as defined in subclause 3.1.

8.3.1.2 Successful Operation

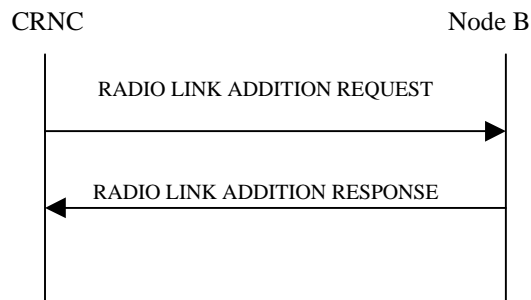


Figure: 28 Radio Link Addition procedure, Successful Operation

The procedure is initiated with a RADIO LINK ADDITION REQUEST message sent from the CRNC to the Node B.

Upon reception, the Node B shall reserve the necessary resources and configure the new RL(s) according to the parameters given in the message. Unless specified below, the meaning of parameters is specified in other specifications.

The Node B shall prioritise resource allocation for the RL(s) to be established according to Annex A.

Physical Channels Handling:

[TDD – If the *UL DPCH Information IE* is present, the Node B shall configure the new UL DPCH(s) according to the parameters given in the message.]

[TDD – If the *DL DPCH Information IE* is present, the Node B shall configure the new DL DPCH(s) according to the parameters given in the message.]

[FDD – Compressed Mode]:

[FDD – If the RADIO LINK ADDITION REQUEST includes the *Compressed Mode Deactivation Flag IE* with value "Deactivate", the Node B shall not activate any compressed mode pattern in the new RLs. In all the other cases (Flag set to "Maintain Active" or not present), the ongoing compressed mode (if existing) shall be applied also to the added RLs.]

[FDD- If the RADIO LINK ADDITION REQUEST contains the *Transmission Gap Pattern Sequence Code Information IE* for any of the allocated DL Channelisation Codes, the Node B shall apply the alternate scrambling code as indicated for each DL Channelisation Code for which the *Transmission Gap Pattern Sequence Code Information IE* is set to "Code Change".]

[FDD – DL Code Information]:

[FDD – When more than one DL DPDCH are assigned per RL, the segmented physical channel shall be mapped on to DL DPDCHs according to ref. [8]. When p number of DL DPDCHs are assigned to each RL, the first pair of DL Scrambling Code and FDD DL Channelisation Code Number corresponds to "*PhCH number 1*", the second to "*PhCH number 2*", and so on until the p th to "*PhCH number p*".]

[TDD – CCTrCH Handling]:

[TDD – If the *UL CCTrCH Information* IE is present, the Node B shall configure the new UL CCTrCH(s) according to the parameters given in the message.]

[TDD – If the *DL CCTrCH Information* IE is present, the Node B shall configure the new DL CCTrCH(s) according to the parameters given in the message.]

Radio Link Handling:

Diversity Combination Control:

The *Diversity Control Field* IE indicates for each RL whether the Node B shall combine the new RL with existing RL(s) or not. If the *Diversity Control Field* IE is set to "May", then Node B shall decide for any of the alternatives. If the *Diversity Control Field* IE is set to "Must", the Node B shall combine the RL with one of the other RL. When a new RL is to be combined, the Node B shall choose which RL(s) to combine it with. If the *Diversity Control Field* IE is set to "Must not" the Node B shall not combine the RL with any other existing RL.

In the case of combining an RL with existing RL(s) the Node B shall indicate in the RADIO LINK ADDITION RESPONSE message with the Diversity Indication that the RL is combined. In this case the Reference RL ID shall be included to indicate one of the existing RLs that the new RL is combined with.

In the case of not combining an RL with existing RL(s), the Node B shall indicate in the RADIO LINK ADDITION RESPONSE message with the Diversity Indication that no combining is done. In this case the Node B shall include both the Transport Layer Address and the binding ID for the transport bearer to be established for each DCH, [TDD – DSCH, USCH] of the RL in the RADIO LINK ADDITION RESPONSE message.

In case of coordinated DCH, the binding ID and the transport address shall be included for only one of the coordinated DCHs.

[TDD – The Node B shall include in the RADIO LINK ADDITION RESPONSE message both the *Transport Layer Address* IE and the *Binding ID* IE for the transport bearer to be established for each DSCH and USCH.]

[FDD – Transmit Diversity]:

[FDD – When *Diversity Mode* IE is "*STTD*", "*Closedloop mode1*", or "*Closedloop mode2*", the Node B shall activate/deactivate the Transmit Diversity to each Radio Link in accordance with *Transmit Diversity Indication* IE.]

[FDD – When *Transmit Diversity Indicator* IE is present Node B shall activate/deactivate the Transmit Diversity to each new Radio Link in accordance with the *Transmit Diversity Indicator* IE and the already known diversity mode.]

DL Power Control:

[FDD – If the RADIO LINK ADDITION REQUEST message includes the *Initial DL Transmission Power* IE, the Node B shall apply the given power to the transmission on each DL DPCH of the RL when starting transmission until either UL synchronisation on the Uu is achieved for the RLS or Power Balancing is activated. If no *Initial DL Transmission power* IE is included, the Node B shall use any transmission power level currently used on already existing RL's for this UE. No inner loop power control or balancing shall be performed during this period. The DL power shall then vary according to the inner loop power control (see ref.[10], subclause 5.2.1.2) with DPC MODE currently configured for the relevant Node B Communication Context and the downlink power control procedure (see 8.3.7).]

[TDD – If the RADIO LINK ADDITION REQUEST message includes the [3.84Mcps TDD - *Initial DL Transmission Power* IE] [1.28Mcps TDD – *DL Time Slot ISCP Info LCR* IE], the Node B shall determine the initial CCTrCH DL power for each CCTrCH by the following rule: If the *CCTrCH Initial DL transmission*

Power IE is included for that CCTrCH then the Node B shall use that power for the initial CCTrCH DL power, otherwise the initial CCTrCH DL power is the *Initial DL transmission Power* IE included in the *RL Information* IE. The Node B shall apply the given power to the transmission on each DL DPCH and on each Time Slot of the CCTrCH when starting transmission until the UL synchronisation on the Uu is achieved for the CCTrCH. If no *Initial DL Transmission power* IE is included (even if *CCTrCH Initial DL transmission Power* IEs are included), the Node B shall use any transmission power level currently used on already existing CCTrCH's for this UE. No inner loop power control shall be performed during this period. The DL power shall then vary according to the inner loop power control (see ref.[22], subclause 4.2.3.3).]

If the RADIO LINK ADDITION REQUEST message includes the *Maximum DL power* IE, the Node B shall store this value and not transmit with a higher power on any DL DPCH of the RL. If no *Maximum DL power* IE is included, any Maximum DL power stored for already existing RLs for this UE shall be applied. [FDD - During compressed mode, the $P_{SIR}(k)$, as described in ref.[10] subclause 5.2.1.3, shall be added to the maximum DL power in slot k.]

If the RADIO LINK ADDITION REQUEST message includes the *Minimum DL power* IE, the Node B shall store this value and never transmit with a lower power on any DL DPCH of the RL. If no *Minimum DL power* IE is included, any Minimum DL power stored for already existing RLs for this UE shall be applied.

[TDD – If the RADIO LINK ADDITION REQUEST message includes the *DL Time Slot ISCP Info* IE, the Node B shall use the indicated value when deciding the DL TX Power for each timeslot as specified in ref. [21], i.e. it shall reduce the DL TX power in those downlink timeslots of the radio link where the interference is low, and increase the DL TX power in those timeslots where the interference is high, while keeping the total downlink power in the radio link unchanged].

[FDD – If the power balancing is active with the Power Balancing Adjustment Type of the Node B Communication Context set to ""Individual" in the existing RL(s) and the RADIO LINK ADDITION REQUEST message includes the *DL Reference Power* IE, the Node B shall activate the power balancing and use the *DL Reference Power* IE for the power balancing procedure in the new RL(s), if activation of power balancing by the RADIO LINK ADDITION REQUEST message is supported, according to subclause 8.3.7.]

[FDD – If activation of power balancing by the RADIO LINK ADDITION REQUEST message is supported by the Node B, the Node B shall include the *DL Power Balancing Activation Indicator* IE in the *RL Information Response* IE in the RADIO LINK ADDITION RESPONSE message.]

General:

If the RADIO LINK ADDITION REQUEST message includes the *RL Specific DCH Information* IE, the Node B may use the transport layer address and the binding identifier received from the CRNC when establishing a transport bearer for the DCH or the set of co-ordinated DCHs.

[FDD – If the RADIO LINK ADDITION REQUEST message contains an *SSDT Cell Identity* IE the Node B shall activate SSDT, if supported, for the concerned new RL, with the indicated SSDT cell identity used for that RL.]

[FDD – Radio Link Set Handling]:

[FDD – For each RL not having a common generation of the TPC commands in the DL with another RL, the Node B shall assign the *RL Set ID* IE included in the RADIO LINK ADDITION RESPONSE message a value that uniquely identifies the RL Set within the Node B Communication context.]

[FDD – For all RLs having a common generation of the TPC commands in the DL with another new or existing RL, the Node B shall assign the *RL Set ID* IE included in the RADIO LINK ADDITION RESPONSE message the same value. This value shall uniquely identify the RL Set within the Node B Communication context.]

[FDD – After addition of the new RL(s), the UL out-of-sync algorithm defined in [10] shall for each of the previously existing and newly established RL Set(s) use the maximum value of the parameters *N_OUTSYNC_IND* and *T_RLFAILURE*, and the minimum value of the parameters *N_INSYNC_IND*, that are configured in the cells supporting the radio links of the RL Set.]

Response Message:

If all requested RLs are successfully added, the Node B shall respond with a RADIO LINK ADDITION RESPONSE message.

After sending of the RADIO LINK ADDITION RESPONSE message the Node B shall continuously attempt to obtain UL synchronisation on the Uu and start reception on the new RL.

For each RL for which the *Delayed Activation* IE is not included in the RADIO LINK ADDITION REQUEST message the Node B shall:

- [FDD - start transmission on the new RL after synchronisation is achieved in the DL user plane as specified in [16].]
- [TDD - start transmission on the new RL immediately as specified in [16].]

For each RL for which the *Delayed Activation* IE is included in the RADIO LINK ADDITION REQUEST message, the Node B shall:

- if the *Delayed Activation* IE indicates "Separate Indication":
 - not start any DL transmission for the concerning RL on the Uu interface;
- if the *Delayed Activation* IE indicates "CFN":
 - [FDD – start transmission on the new RL after synchronisation is achieved in the DL user plane as specified in [16], however never before the CFN indicated in the *Activation CFN* IE.]
 - [TDD – start transmission on the new RL at the CFN indicated in the *Activation CFN* IE as specified in [16].]

8.3.1.3 Unsuccessful Operation

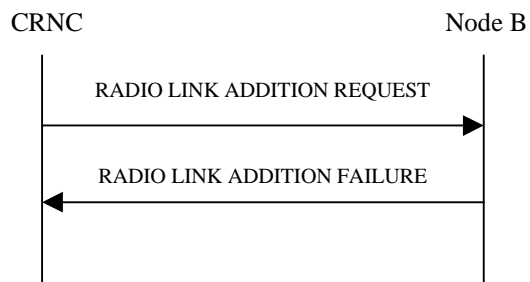


Figure 29: Radio Link Addition procedure: Unsuccessful Operation

If some RL(s) were established successfully, the Node B shall indicate this in the RADIO LINK ADDITION FAILURE message in the same way as in the RADIO LINK ADDITION RESPONSE message.

[FDD – If the RADIO LINK ADDITION REQUEST contains a *C-ID* IE indicating that a Radio Link must be established on a Cell where DPC Mode change is not supported and DPC Mode can be changed for the relevant Node B Communication Context, the Node B shall consider the procedure as failed for the concerned Radio Link and shall respond with a RADIO LINK ADDITION FAILURE with the appropriate cause value ('DPC Mode change not supported').]

Typical cause values are as follows:

Radio Network Layer Cause

- Combining not supported
- Combining Resources not available
- Requested Tx Diversity Mode not supported
- UL SF not supported
- DL SF not supported
- Reconfiguration CFN not elapsed
- CM not supported

- [FDD – DPC Mode change not supported]
- Delayed Activation not supported

Transport Layer Cause

- Transport Resources Unavailable

Miscellaneous Cause

- O&M Intervention
- Control processing overload
- HW failure

8.3.1.4 Abnormal conditions

[FDD – If the RADIO LINK ADDITION REQUEST contains the *Compressed Mode Deactivation Flag* IE with the value "Deactivate" when compressed mode is active for the existing RL(s), and at least one of the new RL is added in a cell that has the same UARFCN (both UL and DL) of at least one cell with an already existing RL, the Node B shall regard the Radio Link Addition procedure as failed and shall respond with a RADIO LINK ADDITION FAILURE message with the cause value "Invalid CM settings".]

[FDD – If the power balancing is active with the Power Balancing Adjustment Type of the Node B Communication Context set to "Individual" in the existing RL(s) and if the *DL Reference Power* IEs are included in the *RL Information* IE but the *DL Reference Power* IE is not present for each RL in the *RL Information* IE, the Node B shall regard the Radio Link Addition procedure as failed and shall respond with a RADIO LINK ADDITION FAILURE message.]

[FDD – If the RADIO LINK ADDITION REQUEST message includes the *DL Reference Power* IEs in the *RL Information* IE but the power balancing is not active in the existing RL(s) or the power balancing is active with the Power Balancing Adjustment Type of the Node B Communication Context set to "Common" in the existing RL(s), the Node B shall regard the Radio Link Addition procedure as failed and shall respond with a RADIO LINK ADDITION FAILURE message with the cause value "Power Balancing status not compatible".]

If the RADIO LINK ADDITION REQUEST message includes the *Transport Layer Address* IE and the *Binding ID* IE in the *RL Specific DCH Information* IE included in the *RL Information* IE for a specific RL and the *Diversity Control Field* IE is set to "Must", the Node B shall regard the Radio Link Addition procedure as failed and respond with the RADIO LINK ADDITION FAILURE message.

If the RADIO LINK ADDITION REQUEST message contains the *Transport Layer Address* IE or the *Binding ID* IE, and not both are present for a transport bearer intended to be established, the Node B shall reject the procedure using the RADIO LINK ADDITION FAILURE message.

8.3.2 Synchronised Radio Link Reconfiguration Preparation

8.3.2.1 General

The Synchronised Radio Link Reconfiguration Preparation procedure is used to prepare a new configuration of Radio Link(s) related to one UE-UTRAN connection within a Node B.

The Synchronised Radio Link Reconfiguration Preparation procedure shall not be initiated if a Prepared Reconfiguration exists, as defined in subclause 3.1.

8.3.2.2 Successful Operation

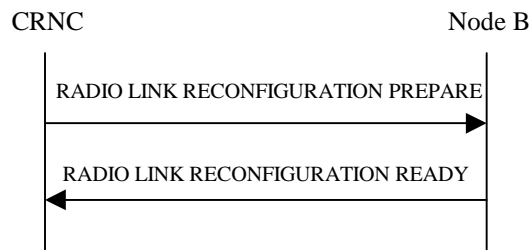


Figure 30: Synchronised Radio Link Reconfiguration Preparation procedure, Successful Operation

The Synchronised Radio Link Reconfiguration Preparation procedure is initiated by the CRNC by sending the message RADIO LINK RECONFIGURATION PREPARE to the Node B. The message shall use the Communication Control Port assigned for this Node B Communication Context.

Upon reception, the Node B shall reserve necessary resources for the new configuration of the Radio Link(s) according to the parameters given in the message. Unless specified below, the meaning of parameters is specified in other specifications.

The Node B shall prioritise resource allocation for the RL(s) to be modified according to Annex A.

DCH Modification:

If the RADIO LINK RECONFIGURATION PREPARE message includes any *DCHs to Modify* IEs then the Node B shall treat them each as follows:

- If the *DCHs to Modify* IE includes the *Frame Handling Priority* IE, the Node B should store this information for this DCH in the new configuration. The received Frame Handling Priority should be used when prioritising between different frames in the downlink on the radio interface in congestion situations within the Node B once the new configuration has been activated.
- If the *DCHs to Modify* IE includes the *Transport Format Set* IE for the UL of a DCH, the Node B shall apply the new Transport Format Set in the Uplink of this DCH in the new configuration.
- If the *DCHs to Modify* IE includes the *Transport Format Set* IE for the DL of a DCH, the Node B shall apply the new Transport Format Set in the Downlink of this DCH in the new configuration.
- If the *DCHs to Modify* IE includes multiple *DCH Specific Info* IEs then the Node B shall treat the DCHs in the *DCHs to Modify* IE as a set of co-ordinated DCHs. The Node B shall include these DCHs in the new configuration only if it can include all of them in the new configuration.
- If the *DCHs to Modify* IE includes the *UL FP Mode* IE for a DCH or a DCH which belongs to a set of co-ordinated DCHs, the Node B shall apply the new FP Mode in the Uplink of the user plane for the DCH or the set of co-ordinated DCHs in the new configuration.
- If the *DCHs to Modify* IE includes the *ToAWS* IE for a DCH or a DCH which belongs to a set of co-ordinated DCHs, the Node B shall apply the new ToAWS in the user plane for the DCH or the set of co-ordinated DCHs in the new configuration.
- If the *DCHs to Modify* IE includes the *ToAWE* IE for a DCH or a DCH which belongs to a set of co-ordinated DCHs, the Node B shall apply the new ToAWE in the user plane for the DCH or the set of co-ordinated DCHs in the new configuration.
- [TDD – If the *DCHs to Modify* IE includes the *CCTrCH ID* IE for the DL of a DCH to be modified, the Node B shall apply the new CCTrCH ID in the Downlink of this DCH in the new configuration.]
- [TDD – If the *DCHs to Modify* IE includes the *CCTrCH ID* IE for the UL of a DCH to be modified, the Node B shall apply the new CCTrCH ID in the Uplink of this DCH in the new configuration.]

DCH Addition:

If the RADIO LINK RECONFIGURATION PREPARE message includes any *DCHs to Add* IEs then the Node B shall treat them each as follows:

- If the *DCHs to Add* IE includes multiple *DCH specific Info* IEs then, the Node B shall treat the DCHs in the *DCHs to Add* IE as a set of co-ordinated DCHs. The Node B shall include these DCHs in the new configuration only if it can include all of them in the new configuration.
- [FDD – For DCHs which do not belong to a set of co-ordinated DCHs with the *QE-Selector* IE set to "selected", the Transport channel BER from that DCH shall be the base for the QE in the UL data frames. If no Transport channel BER is available for the selected DCH the Physical channel BER shall be used for the QE, ref. [16]. If the *QE-Selector* is set to "non-selected", the Physical channel BER shall be used for the QE in the UL data frames, ref. [16].]
- For a set of co-ordinated DCHs the Transport channel BER from the DCH with the *QE-Selector* IE set to "selected" shall be used for the QE in the UL data frames, ref. [16]. [FDD – If no Transport channel BER is available for the selected DCH the Physical channel BER shall be used for the QE, ref. [16]. If all DCHs have *QE-Selector* IE set to "non-selected" the Physical channel BER shall be used for the QE, ref. [16].]
- The Node B should store the *Frame Handling Priority* IE received for a DCH to be added in the new configuration. The received *Frame Handling Priority* should be used when prioritising between different frames in the downlink on the radio interface in congestion situations within the Node B once the new configuration has been activated.
- The Node B shall use the included *UL FP Mode* IE for a DCH or a set of co-ordinated DCHs to be added as the new FP Mode in the Uplink of the user plane for the DCH or the set of co-ordinated DCHs in the new configuration.
- The Node B shall use the included *ToAWS* IE for a DCH or a set of co-ordinated DCHs to be added as the new Time of Arrival Window Start Point in the user plane for the DCH or the set of co-ordinated DCHs in the new configuration.
- The Node B shall use the included *ToAWE* IE for a DCH or a set of co-ordinated DCHs to be added as the new Time of Arrival Window End Point in the user plane for the DCH or the set of co-ordinated DCHs in the new configuration.
- [TDD – The Node B shall apply the *CCTrCH ID* IE (for the DL) in the Downlink of this DCH in the new configuration.]
- [TDD – The Node B shall apply the *CCTrCH ID* IE (for the UL) in the Uplink of this DCH in the new configuration.]

DCH Deletion:

If the RADIO LINK RECONFIGURATION PREPARE message includes any *DCHs to Delete* IEs, the Node B shall not include the referenced DCHs in the new configuration.

If all of the DCHs belonging to a set of coordinated DCHs are requested to be deleted, the Node B shall not include this set of coordinated DCHs in the new configuration.

Physical Channel Modification:

[FDD – If the RADIO LINK RECONFIGURATION PREPARE message includes an *UL DPCH Information* IE then the Node B shall apply the parameters to the new configuration as follows:]

- [FDD – If the *UL DPCH Information* IE includes the *Uplink Scrambling Code* IE, the Node B shall apply this Uplink Scrambling Code to the new configuration.]
- [FDD – If the *UL DPCH Information* IE includes the *Min UL Channelisation Code Length* IE, the Node B shall apply the value in the new configuration. The Node B shall apply the contents of the *Max Number of UL DPDCHs* IE (if it is included) in the new configuration.]
- [FDD – If the *UL DPCH Information* IE includes the *UL SIR Target* IE, the Node B shall use the value for the UL inner loop power control when the new configuration is being used.]
- [FDD – If the *UL DPCH Information* IE includes the *Puncture Limit* IE, the Node B shall apply the value in the uplink of the new configuration.]

- [FDD – The Node B shall use the *TFCS* IE for the UL (if present) when reserving resources for the uplink of the new configuration. The Node B shall apply the new TFCS in the Uplink of the new configuration.]
- [FDD – If the *UL DPCH Information* IE includes the *UL DPCCCH Slot Format* IE, the Node B shall set the new Uplink DPCCCH Structure to the new configuration.]
- [FDD - If the *UL DPCH Information* IE includes the *Diversity Mode* IE, the Node B shall apply diversity according to the given value.]
- [FDD – If the *UL DPCH Information* IE includes an *SSDT Cell Identity Length* IE and/or an *S-Field Length* IE, the Node B shall apply the values in the new configuration.]

[FDD - If the RADIO LINK RECONFIGURATION PREPARE message includes a *DL DPCH Information* IE then the Node B shall apply the parameters to the new configuration as follows:]

- [FDD – The Node B shall use the *TFCS* IE for the DL (if it is present) when reserving resources for the downlink of the new configuration. The Node B shall apply the new TFCS in the Downlink of the new configuration.]
- [FDD – If the *DL DPCH Information* IE includes the *TFCI Signalling Mode* IE or the *TFCI Presence* IE, the Node B shall use the information when building TFCIs in the new configuration.]
- [FDD – If the *DL DPCH Information* IE includes the *DL DPCCCH Slot Format* IE, group the Node B shall set the new Downlink DPCCCH Structure to the new configuration.]
- [FDD – If the *DL DPCH Information* IE includes the *Multiplexing Position* IE, the Node B shall apply the indicated multiplexing type in the new configuration.]
- [FDD – If the *DL DPCH Information* IE includes the *Limited Power Increase* IE and the IE is set to 'Used', the Node B shall, if supported, use Limited Power Increase ref. [10] subclause 5.2.1 for the inner loop DL power control in the new configuration.]
- [FDD – If the *DL DPCH Information* IE includes the *Limited Power Increase* IE and the IE is set to 'Not Used', the Node B shall not use Limited Power Increase for the inner loop DL power control in the new configuration.]
- [FDD – If the *DL DPCH Information* IE includes the *PDSCH code mapping* IE then the Node B shall apply the defined mapping between TFCI values and PDSCH channelisation codes.]
- [FDD – If the *DL DPCH Information* IE includes the *PDSCH RL ID* IE then the Node B shall infer that the PDSCH for the specified user will be transmitted on the defined radio link.]

[FDD – If the RADIO LINK RECONFIGURATION PREPARE message includes the *Transmission Gap Pattern Sequence Information* IE the Node B shall store the new information about the Transmission Gap Pattern Sequences to be used in the new Compressed Mode Configuration. This new Compressed Mode Configuration shall be valid in the Node B until the next Compressed Mode Configuration is configured in the Node B or Node B Communication Context is deleted.]

[TDD – UL/DL CCTrCH Modification]

[TDD – If the RADIO LINK RECONFIGURATION PREPARE message includes any *UL CCTrCH to Modify* or *DL CCTrCH to Modify* IEs, then the Node B shall treat them each as follows:]

- [TDD – If the IE includes any of *TFCS* IE, *TFCI coding* IE or *Puncture Limit* IE the Node B shall apply these as the new values, otherwise the old values specified for this CCTrCH are still applicable.]
- [TDD – If the IE includes any *UL DPCH to add* or *DL DPCH to add* IEs, the Node B shall include this DPCH in the new configuration.]
- [TDD – If the IE includes any *UL DPCH to delete* or *DL DPCH to delete* IEs, the Node B shall remove this DPCH in the new configuration.]
- [TDD – If the IE includes any *UL DPCH to modify* or *DL DPCH to modify* IEs, and includes any of *Repetition Period* IE, *Repetition Length* IE, or *TDD DPCH Offset* IE or the message includes UL/DL Timeslot Information and includes any of [*3.84Mcps TDD - Midamble shift and Burst Type* IE, *Time Slot* IE], [*1.28Mcps TDD - Midamble shift LCR* IE, *Time Slot LCR* IE], or *TFCI presence* IE or the message includes UL/DL Code information and includes [*3.84Mcps TDD - TDD Channelisation Code* IE], [*1.28Mcps TDD - TDD*

Channelisation Code LCR IE], the Node B shall apply these specified information elements as the new values, otherwise the old values specified for this DPCH configuration are still applicable.]

- [1.28Mcps TDD – If the *UL CCH to Modify IE* includes the *UL SIR Target IE*, the Node B shall use the value for the UL inner loop power control according [19] and [21] when the new configuration is being used.]

[TDD – UL/DL CCH Addition]

[TDD – If the RADIO LINK RECONFIGURATION PREPARE message includes any *UL CCH to Add IE* or *DL CCH to Add IE*, the Node B shall include this CCH in the new configuration.]

[TDD – If the *UL/DL CCH to Add IE* includes any *UL/DL DPCH Information IE*, the Node B shall reserve necessary resources for the new configuration of the UL/DL DPCH(s) according to the parameters given in the message.]

[TDD – If the RADIO LINK RECONFIGURATION PREPARE message includes a *DL CCH to Add IE*, the Node B shall set the TPC step size of that CCH to the same value as the lowest numbered DL CCH in the current configuration.]

[1.28Mcps TDD – The Node B shall use the *UL SIR Target IE* in the *UL CCH to Add IE* as the UL SIR value for the inner loop power control for this CCH according [19] and [21] in the new configuration.]

[TDD – UL/DL CCH Deletion]

[TDD – If the RADIO LINK RECONFIGURATION PREPARE message includes any UL or DL CCH to be deleted, the Node B shall remove this CCH in the new configuration.]

DL Power Control:

- [FDD - If the *RL Information IE* includes the *DL Reference Power IEs* and the power balancing is active, Node B shall update the reference power of the power balancing in the indicated RL(s), if updating of power balancing parameters by the RADIO LINK RECONFIGURATION PREPARE message is supported, at the CFN in the RADIO LINK RECONFIGURATION COMMIT message, according to subclause 8.3.7, using the *DL Reference Power IE*. If the CFN modulo the value of the *Adjustment Period IE* is not equal to 0, the power balancing continues with the old reference power until the end of the current adjustment period, and the updated reference power shall be used from the next adjustment period.

[FDD - If updating of power balancing parameters by the RADIO LINK RECONFIGURATION PREPARE message is supported by the Node B, the Node B shall include the *DL Power Balancing Updated Indicator IE* in the *RL Information Response IE* in the RADIO LINK RECONFIGURATION READY message.]

DSCH Addition/Modification/Deletion:

If the RADIO LINK RECONFIGURATION PREPARE message includes any *DSCH to modify*, *DSCH to add* or *DSCH to delete IEs*, then the Node B shall use this information to add/modify/delete the indicated DSCH channels to/from the radio link, in the same way as the DCH info is used to add/modify/release DCHs.

The Node B shall include in the RADIO LINK RECONFIGURATION READY message both the *Transport Layer Address IE* and the *Binding ID IE* for the transport bearer to be established for each DSCH.

[FDD – If the RADIO LINK RECONFIGURATION PREPARE message includes the *TFCI2 Bearer Information IE* then the Node B shall support the establishment of a transport bearer on which the DSCH TFCI Signaling control frames shall be received if one does not already exist or shall apply the new values if such a bearer does already exist. The *Binding ID IE* and *Transport Layer Address IE* of any new bearer to be set up for this purpose shall be returned in the RADIO LINK RECONFIGURATION READY message. If the RADIO LINK RECONFIGURATION PREPARE message specifies that the TFCI2 transport bearer is to be deleted then the Node B shall release the resources associated with that bearer in the new configuration.]

[FDD – If the RADIO LINK RECONFIGURATION PREPARE message includes the *TFCI2 Bearer Request Indicator IE* in the *TFCI2 Bearer Information IE* with the value "New Bearer Requested", the Node B shall, if supported, establish a new transport bearer replacing the existing transport bearer on which the DSCH TFCI Signaling control frames shall be received. The *Binding ID IE* and *Transport Layer Address IE* of a new bearer to be set up for this purpose shall be returned in the RADIO LINK RECONFIGURATION READY message.]

[FDD – If the *TFCI Signalling Mode* IE within the RADIO LINK RECONFIGURATION PREPARE message indicates that there shall be a hard split on the TFCI field but a TFCI2 transport bearer has not already been set up and *TFCI2 Bearer Information* IE is not included in the message then the Node B shall transmit the TFCI2 field with zero power in the new configuration.]

[FDD – If the *TFCI Signalling Mode* IE within the RADIO LINK RECONFIGURATION PREPARE message indicates that there shall be a hard split on the TFCI and the *TFCI2 Bearer Information* IE is included in the message then the Node B shall transmit the TFCI2 field with zero power until Synchronisation is achieved on the TFCI2 transport bearer and the first valid DSCH TFCI Signalling control frame is received on this bearer in the new configuration (see ref. [24]).]

[FDD – If the RADIO LINK RECONFIGURATION PREPARE message includes the *Length of TFCI2* IE, then the Node B shall apply the length of TFCI (field 2) indicated in the message in the new configuration.]

[FDD – If the RADIO LINK RECONFIGURATION PREPARE message does not include the *Length of TFCI2* IE and the *Split type* IE is present with the value "Hard", then the Node B shall assume the length of the TFCI (field 2) is 5 bits in the new configuration.]

[FDD - If the RADIO LINK RECONFIGURATION PREPARE message includes the *DSCH Common Information* IE, the Node B shall treat it as follows:]

- [FDD - If the *Enhanced DSCH PC Indicator* IE is included and set to "Enhanced DSCH PC Active in the UE ", the Node B shall activate enhanced DSCH power control in accordance with ref. [10] subclause 5.2.2, if supported, using either:]
 - [FDD - the *SSDT Cell Identity for EDSCHPC* IE in the *RL Information* IE, if the *SSDT Cell Identity* IE is not included in the *RL Information* IE or]
 - [FDD - the *SSDT Cell Identity* IE in the *RL Information* IE, if both the *SSDT Cell Identity* IE and the *SSDT Cell Identity for EDSCHPC* IE are included in the *RL Information* IE.]

[FDD - together with the *SSDT Cell Identity Length* IE in *UL DPCH Information* IE, and *Enhanced DSCH PC* IE, in the new configuration.]

[FDD - If the enhanced DSCH power control is activated and the TFCI power control in DSCH hard split mode is supported, the primary/secondary status determination in the enhanced DSCH power control is also applied to the TFCI power control in DSCH hard split mode.]

[FDD - If the RADIO LINK RECONFIGURATION PREPARE message includes the *Enhanced DSCH PC Indicator* IE set to "Enhanced DSCH PC not Active in the UE", the Node B shall deactivate enhanced DSCH power control in the new configuration.]

[TDD – USCH Addition/Modification/Deletion:]

- [TDD – If the RADIO LINK RECONFIGURATION PREPARE message includes USCH information for the USCHs to be added/modified/deleted then the Node B shall use this information to add/modify/delete the indicated USCH channels to/from the radio link, in the same way as the DCH info is used to add/modify/release DCHs.]
- [TDD – The Node B shall include in the RADIO LINK RECONFIGURATION READY message both the *Transport Layer Address* IE and the *Binding ID* IE for the transport bearer to be established for each USCH.]

RL Information:

If the RADIO LINK RECONFIGURATION PREPARE message includes the *RL Information* IE, the Node B shall treat it as follows:

- [FDD – When more than one DL DPDCH are assigned per RL, the segmented physical channel shall be mapped on to DL DPDCHs according to [8]. When p number of DL DPDCHs are assigned to each RL, the first pair of DL Scrambling Code and FDD DL Channelisation Code Number corresponds to "*PhCH number 1*", the second to "*PhCH number 2*", and so on until the p th to "*PhCH number p*".]
- [FDD – If the *RL Information* IE includes the *SSDT Indication* IE set to "SSDT Active in the UE", the Node B may activate SSDT using the *SSDT Cell Identity* IE in the new configuration.]

- [FDD – If the *RL Information* IE includes the *SSDT Indication* IE set to "SSDT not Active in the UE", the Node B shall deactivate SSDT in the new configuration.]
- [FDD – If the *RL Information* IE includes a *DL Code Information* IE, the Node B shall apply the values in the new configuration.]
- [FDD – If the *RL Information* IE contains the *Transmission Gap Pattern Sequence Code Information* IE in the *DL Code Information* IE for any of the allocated DL Channelisation Codes, the Node B shall apply the alternate scrambling code as indicated whenever the downlink compressed mode method SF/2 is active in the new configuration.]
- If the *RL Information* IE includes the *Maximum DL Power* and/or the *Minimum DL Power* IEs, the Node B shall apply the values in the new configuration. [FDD - During compressed mode, the $P_{SIR}(k)$, as described in ref.[10] subclause 5.2.1.3, shall be added to the maximum DL power in slot k.]
- [TDD – If the *RL Information* IE includes the *Initial DL Transmission Power* IE, the Node B shall determine the initial CCTrCH DL power for each CCTrCH by the following rule: If the *CCTrCH Initial DL transmission Power* IE is included for that CCTrCH then the Node B shall use that power for the initial CCTrCH DL power, otherwise the initial CCTrCH DL power is the *Initial DL transmission Power* IE included in the *RL Information* IE. The Node B shall apply the determined initial CCTrCH DL power to the transmission on each DPCH of the CCTrCH when starting transmission on a new CCTrCH, until the UL synchronisation on the Uu is achieved for the CCTrCH. If no *Initial DL Transmission power* IE is included with a new CCTrCH (even if *CCTrCH Initial DL transmission Power* IEs are included), the Node B shall use any transmission power level currently used on already existing CCTrCH's when starting transmission for a new CCTrCH. No inner loop power control shall be performed during this period. The DL power shall then vary according to the inner loop power control (see ref.[22], subclause 4.2.3.3).]
- [FDD- If the *RL Information* IE includes the *DL DPCH Timing Adjustment* IE, the Node B shall adjust the timing of the radio link accordingly in the new configuration.]

Signalling bearer rearrangement:

If the RADIO LINK RECONFIGURATION PREPARE message includes the *Signalling Bearer Request Indicator* IE the Node B shall, if supported, allocate a new Communication Control Port for the control of the Node B Communication Context and include the *Target Communication Control Port ID* IE in the RADIO LINK RECONFIGURATION READY message.

HS-DSCH Addition/Modification/Deletion:

If the RADIO LINK RECONFIGURATION PREPARE message includes any *HS-DSCH Information to add* IE or *HS-DSCH Information to delete* IEs or *HS-DSCH Information to modify* IE, then the Node B shall use this information to add/modify/delete the indicated HS-DSCH channel to/from the radio link.

If the RADIO LINK RECONFIGURATION PREPARE message includes an *HS-PDSCH RL ID* IE, then the Node B shall configure the HS-PDSCH in the radio link indicated by this IE, while removing any existing HS-PDSCH resources from other radio links associated with the Node B Communication Context.

If the RADIO LINK RECONFIGURATION PREPARE message includes an *HS-DSCH-RNTI* IE, then the Node shall use the HS-DSCH-RNTI for the Node B Communication Context.

If the RADIO LINK RECONFIGURATION PREPARE message includes an *HS-DSCH Information to delete* IE requesting the deletion of certain HS-DSCH resources for the Node B Communication Context, the Node B shall remove the indicated HS-DSCH in the new configuration.

General

If the RADIO LINK RECONFIGURATION PREPARE message includes the *Transport Layer Address* IE and *Binding ID* IEs in the *DSCHs to Modify*, *DSCHs to Add*, [TDD - *USCHs to Modify*, *USCHs to Add*] or in the *RL Specific DCH Information* IEs, the Node B may use the transport layer address and the binding identifier received from the CRNC when establishing a transport bearer for any Transport Channel being added, or any Transport Channel being modified for which a new transport bearer was requested with the *Transport Bearer Request Indicator* IE.

If the requested modifications are allowed by the Node B and the Node B has successfully reserved the required resources for the new configuration of the Radio Link(s), it shall respond to the CRNC with the RADIO LINK

RECONFIGURATION READY message. When this procedure has been completed successfully there exist a Prepared Reconfiguration, as defined in subclause 3.1.

In the RADIO LINK RECONFIGURATION READY message, the Node B shall include the *RL Information Response* IE for each affected Radio Link.

The Node B shall include in the RADIO LINK RECONFIGURATION READY message the Transport Layer Address and the Binding ID for any Transport Channel being added, or any Transport Channel being modified for which a new transport bearer was requested with the *Transport Bearer Request Indicator* IE.

In case of a DCH requiring a new transport bearer on Iub, the *Transport Layer Address* IE and the *Binding ID* shall be included in the IE *DCH Information Response* IE.

In case of a set of coordinated DCHs requiring a new transport bearer on Iub, the *Transport Layer Address* IE and the *Binding ID* IE in the *DCH Information Response* IE shall be included only for one of the DCH in the set of coordinated DCHs.

In case of a Radio Link being combined with another Radio Link within the Node B, the *RL Information Response* IE shall be included only for one of the combined RLS. The *Transport Layer Address* IE and the *Binding ID* IE in the *DCH Information Response* IE shall be included only for one of the combined Radio Links.

8.3.2.3 Unsuccessful Operation

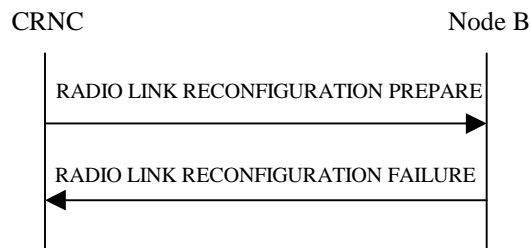


Figure 31: Synchronised Radio Link Reconfiguration Preparation procedure, Unsuccessful Operation

If the Node B cannot reserve the necessary resources for all the new DCHs of one set of co-ordinated DCHs requested to be added, it shall regard the Synchronised Radio Link Reconfiguration Preparation procedure as having failed.

If the requested Synchronised Radio Link Reconfiguration Preparation procedure fails for one or more RLS the Node B shall send the RADIO LINK RECONFIGURATION FAILURE message to the CRNC, indicating the reason for failure.

Typical cause values are as follows:

Radio Network Layer Cause

- UL SF not supported
- DL SF not supported
- Downlink Shared Channel Type not supported
- Uplink Shared Channel Type not supported
- CM not supported
- Number of DL codes not supported
- Number of UL codes not supported
- RL Timing Adjustment not supported

Transport Layer Cause

- Transport Resources Unavailable

Miscellaneous Cause

- O&M Intervention
- Control processing overload
- HW failure

8.3.2.4 Abnormal Conditions

If only a subset of all the DCHs belonging to a set of co-ordinated DCHs is requested to be deleted, the Node B shall regard the Synchronised Radio Link Reconfiguration Preparation procedure as having failed and the Node B shall send the RADIO LINK RECONFIGURATION FAILURE message to the CRNC.

If more than one DCH of a set of co-ordinated DCHs has the *QE-Selector* IE set to "selected" [TDD – or no DCH of a set of co-ordinated DCHs has the *QE-Selector* IE set to "selected"] the Node B shall regard the Synchronised Radio Link Reconfiguration Preparation procedure as failed and shall respond with a RADIO LINK RECONFIGURATION FAILURE message.

[FDD - If the *RL Information* IE includes the *SSDT Indication* IE set to "SSDT Active in the UE" and SSDT is not active in the current configuration, the Node B shall regard the Synchronised Radio Link Reconfiguration Preparation procedure as failed if the *UL DPCH Information* IE does not include the *SSDT Cell Identity Length* IE. In this case, it shall respond with a RADIO LINK RECONFIGURATION FAILURE message.]

If the RADIO LINK RECONFIGURATION PREPARE message includes a *DCHs to Modify* IE or *DCHs to Add* IE with multiple *DCH Specific Info* IEs, and if the DCHs in the *DCHs to Modify* IE or *DCHs to Add* IE do not have the same *Transmission Time Interval* IE in the *Semi-static Transport Format Information* IE, then the Node B shall reject the procedure using the RADIO LINK SETUP FAILURE message.

[FDD - If the *RL Information* IE includes the *DL Reference Power* IEs, but the power balancing is not active in the indicated RL(s), the Node B shall regard the Synchronised Radio Link Reconfiguration Preparation procedure as having failed and the Node B shall respond with the RADIO LINK RECONFIGURATION FAILURE message with the cause value "Power Balancing status not compatible".]

[FDD - If the power balancing is active with the Power Balancing Adjustment Type of the Node B Communication Context set to "Common" in the existing RL(s) but the *RL Information* IE includes more than one *DL Reference Power* IEs, the Node B shall regard the Synchronised Radio Link Reconfiguration Preparation procedure as having failed and the Node B shall respond with the RADIO LINK RECONFIGURATION FAILURE message with the cause value "Power Balancing status not compatible".]

[FDD – If the RADIO LINK RECONFIGURATION PREPARE message includes the *Length of TFCI2* IE but the *TFCI signalling option* IE is set to "Normal", then the Node B shall reject the procedure using the RADIO LINK RECONFIGURATION FAILURE message.]

[FDD – If the RADIO LINK RECONFIGURATION PREPARE message does not include the *Length of TFCI2* IE but the *Split type* IE is set to "Logical", then the Node B shall reject the procedure using the RADIO LINK RECONFIGURATION FAILURE message.]

[FDD – If the RADIO LINK RECONFIGURATION PREPARE message includes the *Split Type* IE set to the value "Hard" and the *Length of TFCI2* IE set to the value "5", then the Node B shall reject the procedure using the RADIO LINK RECONFIGURATION FAILURE message.]

If the RADIO LINK RECONFIGURATION PREPARE message contains the *Transport Layer Address* IE or the *Binding ID* IE when establishing a transport bearer for any Transport Channel being added, or any Transport Channel being modified for which a new transport bearer was requested with the *Transport Bearer Request Indicator* IE., and not both are present for a transport bearer intended to be established, the Node B shall reject the procedure using the RADIO LINK RECONFIGURATION FAILURE message.

8.3.3 Synchronised Radio Link Reconfiguration Commit

8.3.3.1 General

This procedure is used to order the Node B to switch to the new configuration for the Radio Link(s) within the Node B, previously prepared by the Synchronised Radio Link Reconfiguration Preparation procedure.

The message shall use the Communication Control Port assigned for this Node B Communication Context.

8.3.3.2 Successful Operation

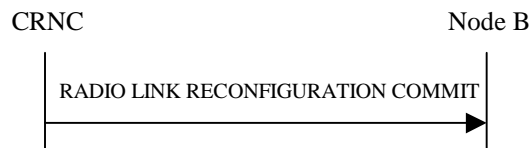


Figure 32: Synchronised Radio Link Reconfiguration Commit procedure, Successful Operation

The Node B shall switch to the new configuration previously prepared by the Synchronised Radio Link Reconfiguration Preparation procedure at the next coming CFN with a value equal to the value requested by the CRNC in the *CFN* IE when receiving the RADIO LINK RECONFIGURATION COMMIT message from the CRNC.

[FDD – If the *Active Pattern Sequence Information* IE is included in the RADIO LINK RECONFIGURATION COMMIT message, the *CM Configuration Change CFN* IE in the *Active Pattern Sequence Information* IE shall be ignored by the Node B.]

When this procedure has been completed the Prepared Reconfiguration does not exist any more, see subclause 3.1.

In the case of a transport channel modification for which a new transport bearer was requested and established, the switch to the new transport bearer shall also take place at the indicated CFN. The detailed frame protocol handling during transport bearer replacement is described in [16], section 5.10.1 and in [24], subclause 5.8.2.

In case of signalling bearer re-arrangement, the new Communication Control Port shall be used once the Node B has received the RADIO LINK RECONFIGURATION COMMIT message via the old Communication Control Port.

[FDD – If the RADIO LINK RECONFIGURATION COMMIT includes the *Active Pattern Sequence Information* IE, the Node B shall deactivate all the ongoing Transmission Gap Pattern Sequences at the *CFN* IE. From that moment on all Transmission Gap Pattern Sequences included in *Transmission Gap Pattern Sequence Status* IE repetitions shall be started when the indicated *TGCFN* IE elapses. The *CFN* IE and *TGCFN* IE for each sequence refer to the next coming CFN with that value. If the values of the *CFN* IE and the *TGCFN* IE are equal, the concerning Transmission Gap Pattern Sequence shall be started immediately at the CFN with a value equal to the value received in the *CFN* IE.]

8.3.3.3 Abnormal Conditions

If a new transport bearer is required for the new reconfiguration and it is not available at the requested CFN, the Node B shall initiate the Radio Link Failure procedure.

8.3.4 Synchronised Radio Link Reconfiguration Cancellation

8.3.4.1 General

This procedure is used to order the Node B to release the new configuration for the Radio Link(s) within the Node B, previously prepared by the Synchronised Radio Link Preparation Reconfiguration procedure.

The message shall use the Communication Control Port assigned for this Node B Communication Context.

8.3.4.2 Successful Operation



Figure 33: Synchronised Radio Link Reconfiguration Cancellation procedure, Successful Operation

When receiving the RADIO LINK RECONFIGURATION CANCEL message from the CRNC, the Node B shall release the new configuration ([FDD - including the new Transmission Gap Pattern Sequence parameters (if existing)]) previously prepared by the Synchronised Radio Link Reconfiguration Preparation procedure and continue using the old configuration. When this procedure has been completed the Prepared Reconfiguration does not exist any more, see subclause 3.1.

8.3.4.3 Abnormal Conditions

-

8.3.5 Unsynchronised Radio Link Reconfiguration

8.3.5.1 General

The Unsynchronised Radio Link Reconfiguration procedure is used to reconfigure Radio Link(s) related to one UE-UTRAN connection within a Node B.

The Unsynchronised Radio Link Reconfiguration procedure is used when there is no need to synchronise the time of the switching from the old to the new configuration in one Node B used for a UE-UTRAN connection with any other Node B also used for the UE-UTRAN connection.

The Unsynchronised Radio Link Reconfiguration procedure shall not be initiated if a Prepared Reconfiguration exists, as defined in subclause 3.1.

8.3.5.2 Successful Operation

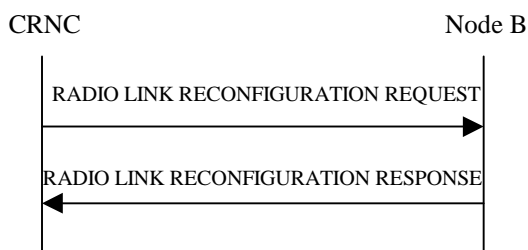


Figure 34: Unsynchronised Radio Link Reconfiguration Procedure, Successful Operation

The Unsynchronised Radio Link Reconfiguration procedure is initiated by the CRNC by sending the message RADIO LINK RECONFIGURATION REQUEST to the Node B. The message shall use the Communication Control Port assigned for this Node B Communication Context.

Upon reception, the Node B shall modify the configuration of the Radio Link(s) according to the parameters given in the message. Unless specified below, the meaning of parameters is specified in other specifications.

The Node B shall prioritise resource allocation for the RL(s) to be modified according to Annex A.

DCH Modification:

If the RADIO LINK RECONFIGURATION REQUEST message includes any *DCHs to Modify* IEs then the Node B shall treat them each as follows:

- If the *DCHs to Modify* IE includes on the *Frame Handling Priority* IE, the Node B should store this information for this DCH in the new configuration. The received Frame Handling Priority should be used when prioritising between different frames in the downlink on the radio interface in congestion situations within the Node B once the new configuration has been activated.
- If the *DCHs to Modify* IE includes the *Transport Format Set* IE for the UL, the Node B shall apply the new Transport Format Set in the Uplink of this DCH in the new configuration.
- If the *DCHs to Modify* IE includes the *Transport Format Set* IE for the DL, the Node B shall apply the new Transport Format Set in the Downlink of this DCH in the new configuration.

- If the *DCHs to Modify* IE includes multiple *DCH Specific Info* IEs then the Node B shall treat the DCHs in the *DCHs to Modify* IE as a set of co-ordinated DCHs. The Node B shall include these DCHs in the new configuration only if it can include all of them in the new configuration.
- If the *DCHs to Modify* IE includes the *UL FP Mode* IE for a DCH or a set of co-ordinated DCHs, the Node B shall apply the new FP Mode in the Uplink of the user plane for the DCH or the set of co-ordinated DCHs in the new configuration.
- If the *DCHs to Modify* IE includes the *ToAWS* IE for a DCH or a set of co-ordinated DCHs, the Node B shall apply the new ToAWS in the user plane for the DCH or the set of co-ordinated DCHs in the new configuration.
- If the *DCHs to Modify* IE includes the *ToAWE* IE for a DCH or a set of co-ordinated DCHs, the Node B shall apply the new ToAWE in the user plane for the DCH or the set of co-ordinated DCHs in the new configuration.
- [TDD – If the RADIO LINK RECONFIGURATION REQUEST message includes the *CCTrCH ID* IE for the DL of a DCH to be modified, the Node B shall apply the new CCTrCH ID in the Downlink of this DCH in the new configuration.]
- [TDD – If the RADIO LINK RECONFIGURATION REQUEST message includes the *CCTrCH ID* IE for the UL of a DCH to be modified, the Node B shall apply the new CCTrCH ID in the Uplink of this DCH in the new configuration.]

DCH Addition:

If the RADIO LINK RECONFIGURATION REQUEST message includes any *DCH to Add* IEs, the Node B shall reserve necessary resources for the new configuration of the Radio Link(s) according to the parameters given in the message and include these DCHs in the new configuration. In particular:

- If a *DCHs to Add* IE includes multiple *DCH Specific Info* IEs for a DCH to be added, the Node B shall treat the DCHs in the *DCHs to Add* IE as a set of co-ordinated DCHs. The Node B shall include these DCHs in the new configuration only if it can include all of them in the new configuration.
- [FDD - For DCHs which do not belong to a set of co-ordinated DCHs with the *QE-Selector* IE set to "selected", the Node B shall use the Transport channel BER from that DCH as the base for the QE in the UL data frames. If no Transport channel BER is available for the selected DCH, the Physical channel BER shall be used for the QE [16]. If the QE-Selector is set to "non-selected", the Physical channel BER shall be used for the QE in the UL data frames, ref. [16].]
- For a set of co-ordinated DCHs, the Node B shall use the Transport channel BER from the DCH with the *QE-Selector* IE set to "selected" as the QE in the UL data frames [16]. [FDD – If no Transport channel BER is available for the selected DCH, the Physical channel BER shall be used for the QE [16]. If all DCHs have *QE-Selector* IE set to "non-selected" the Physical channel BER shall be used for the QE [16].]
- The Node B should store the *Frame Handling Priority* IE received for a DCH to be added in the new configuration. The received Frame Handling Priority should be used when prioritising between different frames in the downlink on the radio interface in congestion situations within the Node B once the new configuration has been activated.
- The Node B shall use the included *UL FP Mode* IE for a DCH or a set of co-ordinated DCHs to be added as the new FP Mode in the Uplink of the user plane for the DCH or the set of co-ordinated DCHs in the new configuration.
- The Node B shall use the included *ToAWS* IE for a DCH or a set of co-ordinated DCHs to be added as the new Time of Arrival Window Start Point in the user plane for the DCH or the set of co-ordinated DCHs in the new configuration.
- The Node B shall use the included *ToAWE* IE for a DCH or a set of co-ordinated DCHs to be added as the new Time of Arrival Window End Point in the user plane for the DCH or the set of co-ordinated DCHs in the new configuration.
- [TDD – If the RADIO LINK RECONFIGURATION REQUEST message includes the *CCTrCH ID* IE for the DL of a DCH to be modified, the Node B shall apply the new CCTrCH ID in the downlink of this DCH in the new configuration.]

- [TDD – If the RADIO LINK RECONFIGURATION REQUEST message includes the *CCTrCH ID* IE for the UL of a DCH to be modified, the Node B shall apply the new CCTrCH ID in the Uplink of this DCH in the new configuration.]

DCH Deletion:

If the RADIO LINK RECONFIGURATION REQUEST message includes any DCH to be deleted from the Radio Link(s), the Node B shall not include this DCH in the new configuration.

If all of the DCHs belonging to a set of co-ordinated DCHs are requested to be deleted, the Node B shall not include this set of coordinated DCHs in the new configuration.

[FDD - Physical Channel Modification:]

[FDD - If the RADIO LINK RECONFIGURATION REQUEST message includes an *UL DPCH Information* IE, then the Node B shall apply the parameters to the new configuration as follows:]

- [FDD – If the *UL DPCH Information* IE includes the *TFCS* IE for the UL, the Node B shall apply the new TFCS in the Uplink of the new configuration.]

[FDD – If the RADIO LINK RECONFIGURATION REQUEST message includes a *DL DPCH Information* IE, then the Node B shall apply the parameters to the new configuration as follows:]

- [FDD – If the *DL DPCH Information* IE includes on the *TFCS* IE for the DL, the Node B shall apply the new TFCS in the Downlink of the new configuration.]
- [FDD – If the *DL DPCH Information* IE includes the *TFCI Signalling Mode* IE, the Node B shall use the use the information when building TFCIs in the new configuration.
- [FDD – If the *Length of TFCI2* IE is included, then the Node B shall apply the length of TFCI (field 2) indicated in the message in the new configuration.]
- [FDD – If the *Length of TFCI2* IE is not included and the *Split type* IE is present with the value "Hard", then the Node B shall assume the value of the TFCI (field 2) is 5 bits in the new configuration.]
- [FDD – If the *DL DPCH Information* IE includes the *Limited Power Increase* IE and the IE is set to 'Used', the Node B shall, if supported, use Limited Power Increase according to ref. [10] subclause 5.2.1 for the inner loop DL power control in the new configuration.]
- [FDD – If the *DL DPCH Information* IE message includes the *Limited Power Increase* IE and the IE is set to 'Not Used', the Node B shall not use Limited Power Increase for the inner loop DL power control in the new configuration.]

[FDD – If the RADIO LINK RECONFIGURATION REQUEST message includes the *Transmission Gap Pattern Sequence Information* IE the Node B shall store the new information about the Transmission Gap Pattern Sequences to be used in the new Compressed Mode Configuration. This new Compressed Mode Configuration shall be valid in the Node B until the next Compressed Mode Configuration is configured in the Node B or Node B Communication Context is deleted.]

[TDD – UL/DL CCTrCH Modification]

[TDD – If the RADIO LINK RECONFIGURATION REQUEST message includes any *UL CCTrCH to modify* IE or *DL CCTrCH to modify* IE in the Radio Link(s), the Node B shall reserve necessary resources for the new configuration of the Radio Link(s) according to the parameters given in the message.]

[TDD – If the *UL/DL CCTrCH to modify* IE includes *TFCS* IE, and/or *Puncture Limit* IE the Node B shall apply these as the new values, otherwise the old values specified for this CCTrCH are still applicable.]

[TDD – UL/DL CCTrCH Deletion]

[TDD – If the RADIO LINK RECONFIGURATION REQUEST message includes any *UL CCTrCH to delete* IE or *DL CCTrCH to delete* IE, the Node B shall not include this CCTrCH in the new configuration.]

DL Power Control:

- [FDD – If the *Radio Link Information* IE includes the *DL Reference Power* IE and the power balancing is active, the Node B shall update the reference power of the power balancing in the indicated RL(s), if updating of power balancing parameters by the RADIO LINK RECONFIGURATION REQUEST message is supported, using the *DL Reference Power* IE in the RADIO LINK RECONFIGURATION REQUEST message. The updated reference power shall be used from the next adjustment period.]

[FDD – If updating of power balancing parameters by the RADIO LINK RECONFIGURATION REQUEST message is supported by the Node B, the Node B shall include the *DL Power Balancing Updated Indicator* IE in the *RL Information Response* IE in the RADIO LINK RECONFIGURATION RESPONSE message.]

RL Information:

If the RADIO LINK RECONFIGURATION REQUEST message includes the *RL Information* IE, the Node B shall treat it as follows:

- If the *RL Information* IE includes the *Maximum DL Power* IE, the Node B shall apply this value to the new configuration and not transmit with a higher power on any Downlink DPCH of the Radio Link once the new configuration is being used. [FDD - During compressed mode, the $P_{SR}(k)$, as described in ref.[10] subclause 5.2.1.3, shall be added to the maximum DL power in slot k.]
- If the *RL Information* IE includes the *Minimum DL Power* IE, the Node B shall apply this value to the new configuration and never transmit with a lower power on any Downlink Channelisation Code of the Radio Link once the new configuration is being used.
- [FDD – If the *RL Information* IE contains the *Transmission Gap Pattern Sequence Code Information* IE in the *DL Code Information* IE for any of the allocated DL Channelisation Codes, the Node B shall apply the alternate scrambling code as indicated whenever the downlink compressed mode method SF/2 is active in the new configuration.]

Signalling Bearer Re-arrangement:

If the RADIO LINK RECONFIGURATION REQUEST message includes the *Signalling Bearer Request Indicator* IE the Node B shall, if supported, allocate a new Communication Control Port for the control of the Node B Communication Context and include the *Target Communication Control Port ID* IE in the RADIO LINK RECONFIGURATION RESPONSE message.

General

If the RADIO LINK RECONFIGURATION REQUEST message includes the *RL Specific DCH Information* IE, the Node B may use the transport layer address and the binding identifier received from the CRNC when establishing a transport bearer for any Transport Channel being added, or any Transport Channel being modified for which a new transport bearer was requested with the *Transport Bearer Request Indicator* IE.

If the requested modifications are allowed by the Node B, the Node B has successfully allocated the required resources, and changed to the new configuration it shall respond to the CRNC with the RADIO LINK RECONFIGURATION RESPONSE message.

In the RADIO LINK RECONFIGURATION RESPONSE message, the Node B shall include the *RL Information Response* IE for each affected Radio Link.

The Node B shall include in the RADIO LINK RECONFIGURATION RESPONSE message the *Transport Layer Address* IE and the *Binding ID* IE in the *DCH Information Response* IE for any Transport Channel being added, or any Transport Channel being modified for which a new transport bearer was requested with the *Transport Bearer Request Indicator* IE. The detailed frame protocol handling during transport bearer replacement is described in [16], section 5.10.1.

In case of a set of coordinated DCHs requiring a new transport bearer on Iub, the *Transport Layer Address* IE and the *Binding ID* IE in the *DCH Information Response* IE shall be included only for one of the DCH in the set of coordinated DCHs.

In case of a Radio Link being combined with another Radio Link within the Node B, *RL Information Response* IE shall be included only for one of the combined Radio Links. The *Transport Layer Address* IE and the *Binding ID* IE in the *DCH Information Response* IE shall be included only for one of the combined Radio Links.

In the case of signalling bearer re-arrangement, the new Communication Control Port shall be used once the Node B has sent the RADIO LINK RECONFIGURATION RESPONSE message via the old Communication Control Port.

8.3.5.3 Unsuccessful Operation

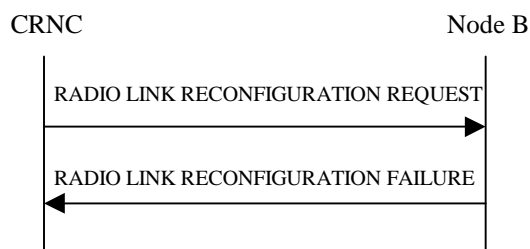


Figure 35: Unsyncronised Radio Link Reconfiguration procedure, Unsuccessful Operation

If the Node B cannot allocate the necessary resources for all the new DCHs of one set of coordinated, DCHs requested to be set-up it shall regard the Unsyncronised Radio Link Reconfiguration procedure as having failed.

If the requested Unsyncronised Radio Link Reconfiguration procedure fails for one or more Radio Link(s) the Node B shall send the RADIO LINK RECONFIGURATION FAILURE message to the CRNC, indicating the reason for failure.

Typical cause values are as follows:

Radio Network Layer Cause

- CM not supported

Transport Layer Cause

- Transport Resources Unavailable

Miscellaneous Cause

- O&M Intervention
- Control processing overload
- HW failure

8.3.5.4 Abnormal Conditions

If only a subset of all the DCHs belonging to a set of co-ordinated DCHs is requested to be deleted, the Node B shall regard the Unsyncronised Radio Link Reconfiguration procedure as having failed and shall send the RADIO LINK RECONFIGURATION FAILURE message to the CRNC.

[FDD – If the *RL Information* IE contains the *DL Code Information* IE and this IE includes *DL Scrambling Code* and *FDD DL Channelisation Code Number* IEs not matching the DL Channelisation code(s) already allocated to the Radio Link identified by *RL ID* IE, then the Node B shall consider the Unsyncronised Radio Link Reconfiguration procedure as having failed and it shall send the RADIO LINK RECONFIGURATION FAILURE message to the CRNC.

If more than one DCH of a set of co-ordinated DCHs has the *QE-Selector* IE set to "selected" [TDD – or no DCH of a set of co-ordinated DCHs has the *QE-Selector* IE set to "selected"] the Node B shall regard the Unsyncronised Radio Link Reconfiguration Preparation procedure as failed and shall respond with a RADIO LINK RECONFIGURATION FAILURE message.

If the RADIO LINK RECONFIGURATION REQUEST message includes a *DCHs to Modify* IE or *DCHs to Add* IE with multiple *DCH Specific Info* IEs, and if the DCHs in the *DCHs to Modify* IE or *DCHs to Add* IE do not have the same *Transmission Time Interval* IE in the *Semi-static Transport Format Information* IE, then the Node B shall reject the procedure using the RADIO LINK RECONFIGURATION FAILURE message.

[FDD - If the *RL Information* IE includes the *DL Reference Power* IEs, but the power balancing is not active in the indicated RL(s), the Node B shall regard the Unsyncronised Radio Link Reconfiguration procedure as having failed

and the Node B shall respond the RADIO LINK RECONFIGURATION FAILURE message with the cause value "Power Balancing status not compatible".]

[FDD - If the power balancing is active with the Power Balancing Adjustment Type of the Node B Communication Context set to "Common" in the existing RL(s) but the *RL Information IE* includes more than one *DL Reference Power IEs*, the Node B shall regard the Unsynchronised Radio Link Reconfiguration procedure as having failed and the Node B shall respond the RADIO LINK RECONFIGURATION FAILURE message with the cause value "Power Balancing status not compatible".]

If the RADIO LINK RECONFIGURATION REQUEST message contains the *Transport Layer Address IE* or the *Binding ID IE* when establishing a transport bearer for any Transport Channel being added, or any Transport Channel being modified for which a new transport bearer was requested with the *Transport Bearer Request Indicator IE*., and not both are present for a transport bearer intended to be established, the Node B shall reject the procedure using the RADIO LINK RECONFIGURATION FAILURE message.

8.3.6 Radio Link Deletion

8.3.6.1 General

The Radio Link Deletion procedure is used to release the resources in a Node B for one or more established radio links towards a UE.

The Radio Link Deletion procedure may be initiated by the CRNC at any time when the Node B Communication Context exists.

8.3.6.2 Successful Operation

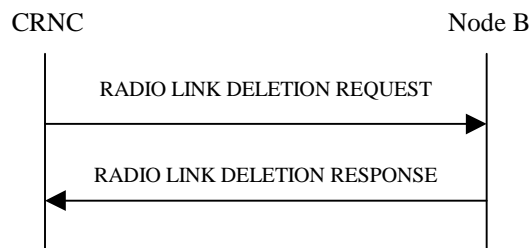


Figure 36: Radio Link Deletion procedure, Successful Operation

The procedure is initiated with a RADIO LINK DELETION REQUEST message sent from the CRNC to the Node B.

Upon receipt of this message, the Node B shall delete the radio link(s) identified by the *RL ID IE*, *Node B Communication ID IE* and *CRNC Communication ID IE* and release all associated resources and respond to the CRNC with a RADIO LINK DELETION RESPONSE message.

[FDD – After deletion of the RL(s), the UL out-of-sync algorithm defined in ref. [10] shall for each of the remaining RL Set(s) use the maximum value of the parameters *N_OUTSYNC_IND* and *T_RLFAILURE*, and the minimum value of the parameters *N_INSYNC_IND*, that are configured in the cells supporting the radio links of the RL Set].

8.3.6.3 Unsuccessful Operation

-

8.3.6.4 Abnormal Conditions

If the RL indicated by the *RL ID IE*, *Node B Communication ID IE* and *CRNC Communication ID IE* does not exist, the Node B shall respond with the RADIO LINK DELETION RESPONSE message and use the *CRNC Communication Context ID IE* received in the RADIO LINK DELETION REQUEST message.

8.3.7 Downlink Power Control [FDD]

8.3.7.1 General

The purpose of this procedure is to balance the DL transmission powers of one or more Radio Links used for the related UE-UTRAN connection within the Node B. The Downlink Power Control procedure may be initiated by the CRNC at any time when the Node B communication context exists, irrespective of other ongoing CRNC initiated dedicated NBAP procedures towards this Node B communication context. The only exception occurs when the CRNC has requested the deletion of the last RL via this Node B, in which case the Downlink Power Control procedure shall no longer be initiated.

8.3.7.2 Successful Operation



Figure 37: Downlink Power Control procedure, Successful Operation

The procedure is initiated by the CRNC sending a DL POWER CONTROL REQUEST message to the Node B.

The *Power Adjustment Type* IE defines the characteristic of the power adjustment.

If the value of the *Power Adjustment Type* IE is *Common*, the Power Balancing Adjustment Type of the Node B Communication Context shall be set to "Common". As long as the Power Balancing Adjustment Type of the Node B Communication Context is set to "Common", the Node B shall perform the power adjustment (see below) for all existing and future radio links associated with the context identified by the *Node B Communication Context ID* IE and use a common DL reference power level.

If the value of the *Power Adjustment Type* IE is *Individual*, the Power Balancing Adjustment Type of the Node B Communication Context shall be set to "Individual". The Node B shall perform the power adjustment (see below) for all radio links addressed in the message using the given DL Reference Powers per RL. If the Power Balancing Adjustment Type of the Node B Communication Context was set to "Common" before this message was received, power balancing on all radio links not addressed by the DL POWER CONTROL REQUEST message shall remain to be executed in accordance with the existing power balancing parameters which are now considered RL individual parameters. Power balancing will not be started on future radio links without a specific request.

If the value of the *Power Adjustment Type* IE is *None*, the Power Balancing Adjustment Type of the Node B Communication Context shall be set to "None" and the Node B shall suspend on going power adjustments for all radio links for the UE Context.

If the *Inner Loop DL PC Status* IE is present and set to 'Active', the Node B shall activate inner loop DL power control for all radio links for the Node B communication context. If the *Inner Loop DL PC Status* IE is present and set to 'Inactive', the Node B shall deactivate inner loop DL power control for all radio links for the Node B communication context according to ref. [10].

Power Adjustment

The power balancing adjustment shall be superimposed on the inner loop power control adjustment (see Ref. [10]) if activated. The power balancing adjustment shall be such that:

$$\sum P_{bal} = (1 - r)(P_{ref} + P_{P-CPICH} - P_{init}) \text{ with an accuracy of } \pm 0.5 \text{ dB}$$

where the sum is performed over an adjustment period corresponding to a number of frames equal to the value of the *Adjustment Period* IE, P_{ref} is the value of the *DL Reference Power* IE, $P_{P-CPICH}$ is the power used on the primary CPICH, P_{init} is the code power of the last slot of the previous adjustment period and r is given by the *Adjustment Ratio* IE. If the last slot of the previous adjustment period is within a transmission gap due to compressed mode, P_{init} shall be set to the same value as the code power of the slot just before the transmission gap.

The adjustment within one adjustment period shall in any case be performed with the constraints given by the *Max Adjustment Step* IE and the DL TX power range set by the CRNC.

The power adjustments shall be started at the first slot of a frame with CFN modulo the value of *Adjustment Period* IE equal to 0 and shall be repeated for every adjustment period and shall be restarted at the first slot of a frame with CFN=0, until a new DL POWER CONTROL REQUEST message is received or the RL is deleted.

8.3.7.3 Abnormal Conditions

-

8.3.8 Dedicated Measurement Initiation

8.3.8.1 General

This procedure is used by a CRNC to request the initiation of measurements on dedicated resources in a Node B.

The Dedicated Measurement Initiation procedure shall not be initiated if a Prepared Reconfiguration exists, as defined in subclause 3.1.

8.3.8.2 Successful Operation

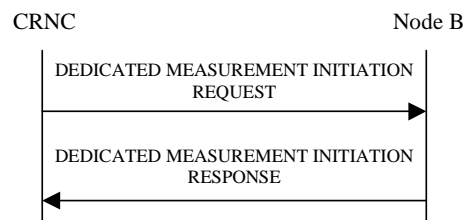


Figure 38: Dedicated Measurement Initiation procedure, Successful Operation

The procedure is initiated with a DEDICATED MEASUREMENT INITIATION REQUEST message sent from the CRNC to the Node B using the communication control port assigned to the Node B communication context.

Upon reception, the Node B shall initiate the requested measurement according to the parameters given in the request. Unless specified below the meaning of the parameters are given in other specifications.

If the *Node B Communication Context ID* IE equals the reserved value 'All NBCC', this measurement request shall apply for all current and future Node B Communication Contexts controlled via the Communication Control Port on which the DEDICATED MEASUREMENT INITIATION REQUEST message was received. Otherwise, this measurement request shall apply for the requested Node B Communication Context ID only.

If the *Node B Communication Context ID* IE equals the reserved value 'All NBCC', the measurement request shall be treated as a single measurement, despite applying to multiple contexts. This means that it may only be terminated or failed on 'All NBCC'.

If the *Node B Communication Context ID* IE equals the reserved value 'All NBCC', the measurement shall be initiated only for those Node B Communication Contexts handling a mode (FDD, 3.84Mcps TDD or 1.28Mcps TDD) for which the concerned measurement is specified in [4] and [5].

If the *Dedicated Measurement Object Type* IE is set to "RL", measurement results shall be reported for all indicated Radio Links.

[FDD – If the *Dedicated Measurement Object Type* IE is set to "RLS", measurement results shall be reported for all indicated Radio Link Sets.]

[FDD - If the *Dedicated Measurement Object Type* IE is set to "ALL RL", measurement results shall be reported for all current and future Radio Links within the Node B Communication Context.]

[TDD - If the *Dedicated Measurement Object Type* IE is set to "ALL RL", measurement results shall be reported for one existing DPCH per CCTrCH in each used time slot of current and future Radio Links within the Node B Communication Context, provided the measurement type is applicable to the respective DPCH.]

[FDD – If the *Dedicated Measurement Object Type* IE is set to "ALL RLS", measurement results shall be reported for all existing and future Radio Link Sets within the Node B Communication Context.]

[TDD – If the *DPCH ID* IE is provided within the RL Information the measurement request shall apply for the requested physical channel individually. If no *DPCH ID* IE and no *PUSCH Information* IE is provided within the RL Information the measurement request shall apply for one existing physical channel per CCTrCH in each used time slot of the Radio Link, provided the measurement type is applicable to this physical channel.]

[TDD – If the *PUSCH Information* IE is provided within the RL Information the measurement request shall apply for the requested physical channel individually.]

If the *CFN Reporting Indicator* IE is set to "FN Reporting Required", the *CFN* IE shall be included in the measurement report or in the measurement response, the latter only in the case the *Report Characteristics* IE is set to 'On-Demand'. The reported CFN shall be the CFN at the time when the measurement value was reported by the layer 3 filter, referred to as point C in the measurement model [25].

If the *CFN* IE is provided, it indicates the frame for which the first measurement shall be provided. The provided measurement value shall be the one reported by the layer 3 filter, referred to as point C in the measurement model [25].

Report characteristics

The *Report Characteristics* IE is set to how the reporting of the measurement shall be performed. See also Annex B.

If the *Report Characteristics* IE is set to 'On-Demand', the Node B shall return the result of the measurement immediately.

If the *Report Characteristics* IE is set to 'Periodic', the Node B shall periodically initiate the Dedicated Measurement Report procedure for this measurement, with the requested report frequency.

If the *Report Characteristics* IE is set to 'Event A', the Node B shall initiate the Dedicated Measurement Reporting procedure when the measured entity rises above the requested threshold and stays there for the requested hysteresis time. If no hysteresis time is given, the Node B shall use the value zero for the hysteresis time.

If the *Report Characteristics* IE is set to 'Event B', the Node B shall initiate the Dedicated Measurement Reporting procedure when the measured entity falls below the requested threshold and stays there for the requested hysteresis time. If no hysteresis time is given, the Node B shall use the value zero for the hysteresis time.

If the *Report Characteristics* IE is set to 'Event C', the Node B shall initiate the Dedicated Measurement Reporting procedure when the measured entity rises by an amount greater than the requested threshold within the requested time. After having reported this type of event, the next C event reporting for the same measurement cannot be initiated before the rising/falling time has elapsed since the previous event reporting.

If the *Report Characteristics* IE is set to 'Event D', the Node B shall initiate the Dedicated Measurement Reporting procedure when the measured entity falls by an amount greater than the requested threshold within the requested time. After having reported this type of event, the next D event reporting for the same measurement cannot be initiated before the rising/falling time has elapsed since the previous event reporting.

If the *Report Characteristics* IE is set to 'Event E', the Node B shall initiate the Dedicated Measurement Reporting procedure when the measured entity rises above the 'Measurement Threshold 1' and stays there for the 'Measurement Hysteresis Time' (Report A). When the conditions for Report A are met and the *Report Periodicity* IE is provided the Node B shall also initiate the Dedicated Measurement Reporting procedure periodically. If the conditions for Report A have been met and the measured entity falls below the 'Measurement Threshold 2' and stays there for the 'Measurement Hysteresis Time', the Node B shall initiate the Dedicated Measurement Reporting procedure (Report B) as well as terminating any corresponding periodic reporting. If 'Measurement Threshold 2' is not present, the Node B shall use 'Measurement Threshold 1' instead. If no 'Measurement Hysteresis Time' is provided, the Node B shall use the value zero as hysteresis times for both Report A and Report B.

If the *Report Characteristics* IE is set to 'Event F', the Node B shall initiate the Dedicated Measurement Reporting procedure when the measured entity falls below the 'Measurement Threshold 1' and stays there for the 'Measurement Hysteresis Time' (Report A). When the conditions for Report A are met and the *Report Periodicity* IE is provided the Node B shall also initiate the Dedicated Measurement Reporting procedure periodically. If the conditions for Report A have been met and the measured entity rises above the 'Measurement Threshold 2' and stays there for the 'Measurement

Hysteresis Time', the Node B shall initiate the Dedicated Measurement Reporting procedure (Report B) as well as terminating any corresponding periodic reporting. If 'Measurement Threshold 2' is not present, the Node B shall use 'Measurement Threshold 1' instead. If no 'Measurement Hysteresis Time' is provided, the Node B shall use the value zero as hysteresis times for both Report A and Report B.

If the *Report Characteristics* IE is not set to 'On-Demand', the Node B is required to perform reporting for a dedicated measurement object, in accordance with the conditions provided in the DEDICATED MEASUREMENT INITIATION REQUEST message, as long as the object exists. If no dedicated measurement object(s) for which a measurement is defined exists any more the Node B shall terminate the measurement locally, i.e. without reporting this to the CRNC.

If at the start of the measurement, the reporting criteria are fulfilled for any of Event A, Event B, Event E or Event F, the Node B shall initiate the Dedicated Measurement Reporting procedure immediately, and then continue with the measurements as specified in the DEDICATED MEASUREMENT INITIATION REQUEST message.

Higher layer filtering

The *Measurement Filter Coefficient* IE indicates how filtering of the measurement values shall be performed before measurement event evaluation and reporting.

The averaging shall be performed according to the following formula.

$$F_n = (1 - a) \cdot F_{n-1} + a \cdot M_n$$

The variables in the formula are defined as follows

F_n is the updated filtered measurement result

F_{n-1} is the old filtered measurement result

M_n is the latest received measurement result from physical layer measurements, the unit used for M_n is the same unit as the reported unit in the DEDICATED MEASUREMENT INITIATION RESPONSE, DEDICATED MEASUREMENT REPORT messages or the unit used in the event evaluation (i.e. same unit as for F_n)

$a = 1/2^{(k/2)}$, where k is the parameter received in the *Measurement Filter Coefficient* IE. If the *Measurement Filter Coefficient* IE is not present, a shall be set to 1 (no filtering)

In order to initialise the averaging filter, F_0 is set to M_1 when the first measurement result from the physical layer measurement is received.

Response message

If the Node B was able to initiate the measurement requested by the CRNC, it shall respond with the DEDICATED MEASUREMENT INITIATION RESPONSE message using the communication control port assigned to the Node B communication context. The message shall include the same Measurement ID that was used in the measurement request.

Only in the case when *Report Characteristics* IE is set to "On-Demand", the DEDICATED MEASUREMENT INITIATION RESPONSE message shall contain the measurement result. In this case also the *Dedicated Measurement Object* IE shall be included if it was included in the request message.

In the case that the *Node B Communication Context ID* IE is set to 'All NBCC', the *CRNC Communication Context ID* IE in the DEDICATED MEASUREMENT INITIATION RESPONSE shall be set to the value 'All CRNCCC', which is reserved for this purpose.

Interaction with Reset Procedure

If a measurement has been requested with the *Node B Communication Context ID* IE set to 'All NBCC', the Node B shall terminate the measurement locally if either the CRNC or the Node B initiates the Reset procedure for the relevant Communication Control Port or the entire Node B.

8.3.8.3 Unsuccessful Operation

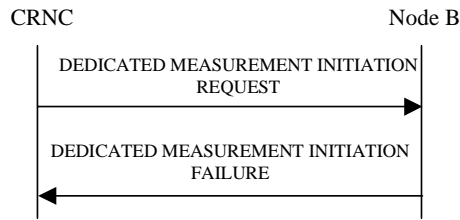


Figure 39: Dedicated Measurement Request procedure: Unsuccessful Operation

If the requested measurement cannot be initiated, the Node B shall send a DEDICATED MEASUREMENT INITIATION FAILURE message using the communication control port assigned to the Node B communication context. The message shall include the same Measurement ID that was used in the DEDICATED MEASUREMENT INITIATION REQUEST message and the *Cause* IE set to an appropriate value.

In the case that the *Node B Communication Context ID* IE is set to 'All NBCC' the *CRNC Communication Context ID* IE in the DEDICATED MEASUREMENT INITIATION FAILURE shall be set to the value 'All CRNCCC', which is reserved for this purpose.

Typical cause values are as follows:

Radio Network Layer cause

- Measurement not supported for the object
- Measurement Temporarily not Available

Miscellaneous Cause

- O&M Intervention
- Control processing overload
- HW failure

8.3.8.4 Abnormal Conditions

The allowed combinations of the Dedicated Measurement Type and Report Characteristics Type are shown in the table below marked with "X". For not allowed combinations, the Node B shall regard the Dedicated Measurement Initiation procedure as failed.

Table 4: Allowed Dedicated Measurement Type and Report Characteristics Type combinations

Dedicated Measurement Type	Report Characteristics Type								
	On Demand	Periodic	Event A	Event B	Event C	Event D	Event E	Event F	On Modification
SIR	X	X	X	X	X	X	X	X	
SIR Error	X	X	X	X	X	X	X	X	
Transmitted Code Power	X	X	X	X	X	X	X	X	
RSCP	X	X	X	X	X	X	X	X	
Rx Timing Deviation	X	X	X	X	X	X	X	X	
Round Trip Time	X	X	X	X	X	X	X	X	

If the Dedicated Measurement Type received in the *Dedicated Measurement Type* IE is not defined in ref. [4] or [5] to be measured on the Dedicated Measurement Object Type received in the *Dedicated Measurement Object Type* IE in the

DEDICATED MEASUREMENT INITIATION REQUEST message, the Node B shall regard the Dedicated Measurement Initiation procedure as failed.

8.3.9 Dedicated Measurement Reporting

8.3.9.1 General

This procedure is used by the Node B to report the result of measurements requested by the CRNC with the Dedicated Measurement Initiation procedure. The Node B may initiate the Dedicated Measurement Reporting procedure at any time after establishing a Radio Link, as long as the Node B communication context exists.

8.3.9.2 Successful Operation

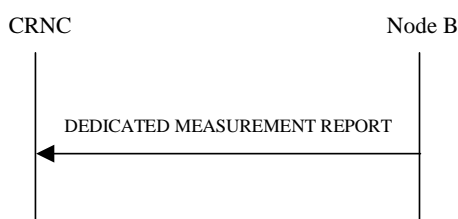


Figure 40: Dedicated Measurement Reporting procedure, Successful Operation

If the requested measurement reporting criteria are met, the Node B shall initiate the Dedicated Measurement Reporting procedure. The DEDICATED MEASUREMENT REPORT message shall use the communication control port assigned to the Node B communication context. If the measurement was initiated (by the Dedicated Measurement Initiation procedure) for multiple dedicated measurement objects, the Node B may include measurement values for multiple objects in the DEDICATED MEASUREMENT REPORT message. Unless specified below, the meaning of the parameters are given in other specifications.

The *Dedicated Measurement ID* IE shall be set to the Dedicated Measurement ID provided by the CRNC when initiating the measurement with the Dedicated Measurement Initiation procedure.

If the achieved measurement accuracy does not fulfil the given accuracy requirement, the Measurement not available shall be reported.

8.3.9.3 Abnormal Conditions

-

8.3.10 Dedicated Measurement Termination

8.3.10.1 General

This procedure is used by the CRNC to terminate a measurement previously requested by the Dedicated Measurement Initiation procedure.

The Dedicated Measurement Termination procedure shall not be initiated if a Prepared Reconfiguration exists, as defined in subclause 3.1.

8.3.10.2 Successful Operation



Figure 41: Dedicated Measurement Termination procedure, Successful Operation

This procedure is initiated with a DEDICATED MEASUREMENT TERMINATION REQUEST message, sent from the CRNC to the Node B using the communication control port assigned to the Node B communication context.

Upon reception, the Node B shall terminate reporting of measurements corresponding to the received Dedicated Measurement ID.

8.3.10.3 Abnormal Conditions

-

8.3.11 Dedicated Measurement Failure

8.3.11.1 General

This procedure is used by the Node B to notify the CRNC that a measurement previously requested by the Dedicated Measurement Initiation procedure can no longer be reported. The Node B is allowed to initiate the DEDICATED MEASUREMENT FAILURE INDICATION message at any time after having sent the RADIO LINK SETUP RESPONSE message, as long as the Node B communication context exists.

8.3.11.2 Successful Operation



Figure 42: Dedicated Measurement Failure procedure, Successful Operation

This procedure is initiated with a DEDICATED MEASUREMENT FAILURE INDICATION message, sent from the Node B to the CRNC using the communication control port assigned to the Node B communication context, to inform the CRNC that a previously requested measurement can no longer be reported. The Node B has locally terminated the indicated measurement.

If the failed measurement was initiated with the *Node B Communication Context ID* IE set to the reserved value "All NBCC" and the Node B has terminated the measurement reporting of the measurement corresponding to the Measurement ID indicated in the DEDICATED MEASUREMENT FAILURE INDICATION message, the *CRNC Communication Context ID* IE shall be set to the value 'All CRNCCC'.

8.3.11.3 Abnormal Conditions

-

8.3.12 Radio Link Failure

8.3.12.1 General

This procedure is used by Node B to indicate a failure in one or more Radio Links [FDD - or Radio Link Sets][TDD or CCRTrCHs within a Radio Link].

The Node B may initiate the Radio Link Failure procedure at any time after establishing a Radio Link.

8.3.12.2 Successful Operation




Figure 43: Radio Link Failure procedure, Successful Operation

When Node B detects that one or more Radio Link [FDD - or Radio Link Sets] [TDD – or CCRTrCHs within a Radio Link] is no longer available, it sends the RADIO LINK FAILURE INDICATION message to CRNC indicating the failed Radio Links or Radio Link Sets or CCRTrCHs with the most appropriate cause values in the *Cause IE*. If the failure concerns one or more individual Radio Links the Node B shall indicate the affected Radio Link(s) using the *RL Information IE*. [FDD - The Node B shall indicate the affected Radio Link Set(s) using the *RL Set Information IE*.] [TDD – If the failure concerns only the failure of one or more CCRTrCH's within a radio link the Node B shall indicate the affected CCRTrCH's using the *CCRTrCH ID IE*.]

When the Radio Link Failure procedure is used to notify the loss of UL synchronisation of a [FDD – Radio Link Set] [TDD – Radio Link or CCRTrCHs within a Radio Link] on the Uu, the message shall be sent, with the cause value 'Synchronisation Failure', when indicated by the UL out-of-sync algorithm defined in [10] and [21]. [FDD – The algorithm in [10] shall use the maximum value of the parameters N_OUTSYNC_IND and T_RLFailure, and the minimum value of the parameters N_INSYNC_IND, that are configured in the cells supporting the radio links of the RL Set.]

[FDD – When the Radio Link Failure procedure is used to indicate permanent failure in one or more Radio Links/Radio Link Sets due the occurrence of an UL or DL frame with more than one transmission gap caused by one or more compressed mode pattern sequences, the DL transmission shall be stopped and the RADIO LINK FAILURE INDICATION message shall be sent with the cause value 'Invalid CM Settings'. After sending the RADIO LINK FAILURE INDICATION message to notify the permanent failure, the Node B shall not remove the Radio Link(s)/Radio Link Set(s) from the UE Context, or the UE Context itself.]

In the other cases Radio Link Failure procedure is used to indicate that one or more Radio Links/Radio Link Sets are permanently unavailable and cannot be restored. After sending the RADIO LINK FAILURE INDICATION message to notify the permanent failure, the Node B shall not remove the Radio Link/Radio Link Set from the UE Context, or the UE Context itself. When applicable, the retention priorities associated with the transport channels shall be used by the Node B to prioritise which Radio Links/Radio Link Sets to indicate as unavailable to the CRNC.

Typical cause values are:

Radio Network Layer Causes:

- Synchronisation Failure
- Invalid CM settings

Transport Layer Causes:

- Transport Resources Unavailable

Miscellaneous Causes:

- Control Processing Overload
- HW Failure
- O&M Intervention

8.3.12.3 Abnormal Conditions

-

8.3.13 Radio Link Restoration

8.3.13.1 General

This procedure is used by the Node B to notify the achievement and re-achievement of uplink synchronisation of one or more [FDD - Radio Link Sets][TDD – Radio Links or CCTrCHs within a Radio Link] on the Uu.

The Node B may initiate the Radio Link Restoration procedure at any time after establishing a Radio Link.

8.3.13.2 Successful Operation

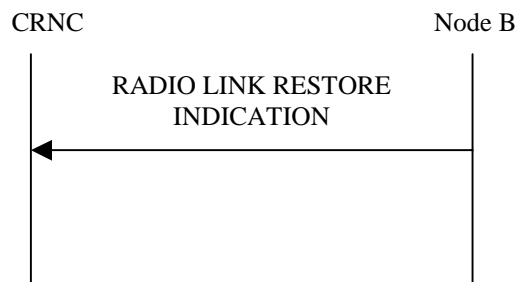


Figure 44: Radio Link Restoration procedure, Successful Operation

The Node B shall send the RADIO LINK RESTORE INDICATION message to the CRNC when indicated by the UL sync detection algorithm defined in ref. [10] and [21]. [FDD – The algorithm in ref. [10] shall use the minimum value of the parameters N_INSYNCR_IND that are configured in the cells supporting the radio links of the RL Set.]

[TDD – If the re-established Uu synchronisation concerns one or more individual Radio Links the Node B shall indicate the affected Radio Link(s) using the *RL Information IE*.] [TDD – If the re-established Uu synchronization concerns one or more individual CCTrCHs within a radio link the Node B shall indicate the affected CCTrCHs using the *CCTrCH ID IE*.] [FDD – If the re-established Uu synchronisation concerns one or more Radio Link Sets the Node B shall indicate the affected Radio Link Set(s) using the *RL Set Information IE*.]

8.3.13.3 Abnormal Condition

-

8.3.14 Compressed Mode Command [FDD]

8.3.14.1 General

The Compressed Mode Command procedure is used to activate or deactivate the compressed mode in the Node B for one UE-UTRAN connection.

The Compressed Mode Command procedure shall not be initiated if a Prepared Reconfiguration exists, as defined in subclause 3.1.

8.3.14.2 Successful Operation



Figure 47: Compressed Mode Command procedure, Successful Operation

The Node B shall deactivate all the ongoing Transmission Gap Pattern Sequences at the *CM Configuration Change CFN* IE requested by CRNC when receiving COMPRESSED MODE COMMAND message from the CRNC. From that moment on all Transmission Gap Pattern Sequences included in *Transmission Gap Pattern Sequence Status* IE repetitions (if present) shall be started when the indicated *TGCFN* IE elapses. The *CM Configuration Change CFN* IE in the *Active Pattern Sequence Information* IE and *TGCFN* IE for each sequence refer to the next coming CFN with that value.

If the values of the *CM Configuration Change CFN* IE and the *TGCFN* IE are equal, the concerning Transmission Gap Pattern Sequence shall be started immediately at the CFN with a value equal to the value received in the *CM Configuration Change CFN* IE.

8.3.14.3 Abnormal Conditions

-

8.3.15 Downlink Power Timeslot Control [TDD]

8.3.15.1 General

The purpose of this procedure is to enable the Node B to use the indicated DL Timeslot ISCP values when deciding the DL TX Power for each timeslot

The Downlink Power Timeslot Control procedure can be initiated by the CRNC at any time when the Node B communication context exists, irrespective of other ongoing CRNC initiated dedicated NBAP procedures towards this Node B communication context. The only exception occurs when the CRNC has requested the deletion of the last RL via this Node B, in which case the Downlink Power Timeslot Control procedure shall no longer be initiated.

8.3.15.2 Successful Operation



Figure 47A: Downlink Power Timeslot Control procedure, Successful Operation

The procedure is initiated by the CRNC sending a DL POWER TIMESLOT CONTROL REQUEST message to the Node B.

Upon reception, the Node B shall use the indicated DL Timeslot ISCP value when deciding the DL TX Power for each timeslot as specified in ref. [21], i.e. it shall reduce the DL TX power in those downlink timeslots of the radio link where the interference is low, and increase the DL TX power in those timeslots where the interference is high, while keeping the total downlink power in the radio link unchanged.

If the *Primary CCPCH RSCP* IE is present, the Node B should use the indicated value for HS-DSCH scheduling and transmit power adjustment.

8.3.15.3 Abnormal Conditions

-

8.3.16 Radio Link Pre-emption

8.3.16.1 General

This procedure is started by the Node B when resources need to be freed.

The Node B may initiate the Radio Link Pre-emption procedure at any time after establishing a Radio Link.

8.3.16.2 Successful Operation

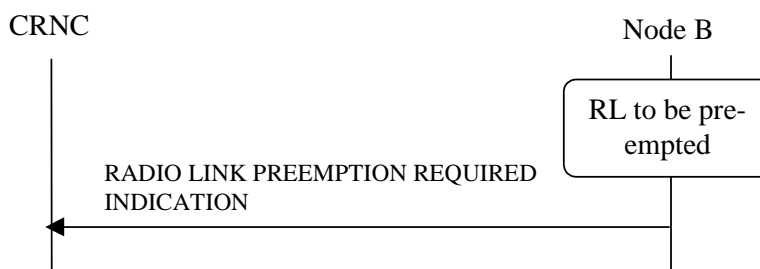


Figure 47B: RL Pre-emption procedure, Successful Operation

When Node B detects that a one or more Radio Links should be pre-empted, see Annex A, it shall send the RADIO LINK PREEMPTION REQUIRED INDICATION message to the CRNC. If all Radio Links for a CRNC Communication Context ID should be pre-empted, the *RL Information IE* shall be omitted. If one or several but not all Radio Links should be pre-empted for a CRNC Communication Context, the Radio Links that should be pre-empted shall be indicated in the *RL Information IE*. The Radio Link(s) that should be pre-empted should be deleted by the CRNC.

8.3.16.3 Abnormal Conditions

-

8.3.17 Bearer Re-arrangement

8.3.17.1 General

This procedure is started by the Node B when Bearers for the Node B Communication Context need to be rearranged.

The Node B may initiate the Bearer Rearrangement procedure at any time after establishing a Radio Link.

8.3.17.2 Successful Operation




Figure 47C: Bearer Re-arrangement Indication, Successful Operation

When the Node B detects that a signaling bearer or a transport bearer or both need to be re-arranged for the Node B Communication Context, it shall send the BEARER REARRANGEMENT INDICATION message to the CRNC. The message shall use the Communication Control Port assigned for this Node B Communication Context.

If the signaling bearer for the control of the Node B Communication Context needs to be rearranged, the *Signalling Bearer Requested Indicator* IE shall be included in the BEARER REARRANGEMENT INDICATION message.

If the transport bearer for a transport channel needs to be rearranged, the ID of the transport channel for which a new transport bearer is required, shall be included in the BEARER REARRANGEMENT INDICATION message.

[FDD - If the TFCI2 bearer on which the DSCH TFCI Signaling control frames shall be received is required to be re-arranged, the *TFCI2 Bearer Request Indicator* IE shall be included in the BEARER REARRANGEMENT INDICATION message.]

8.3.17.3 Abnormal Conditions

-

8.3.18 Radio Link Activation

8.3.18.1 General

This procedure is used to activate or de-activate the DL transmission on the Uu interface regarding selected RLs.

8.3.18.2 Successful Operation



Figure 47D: Radio Link Activation procedure

This procedure is initiated by sending the RADIO LINK ACTIVATION COMMAND message from the CRNC to the Node B. The message shall use the Communication Control Port assigned for this Node B Communication Context. Upon reception, the Node B shall for each concerning RL:

- if the *Delayed Activation Update* IE indicates "Activate":
- if the *Activation Type* IE equals "Unsynchronised":

- [FDD - start transmission on the new RL after synchronisation is achieved in the DL user plane as specified in [16].]
- [TDD- start transmission on the new RL immediately as specified in [16].]
- if the *Activation Type* IE equals "Synchronised":
 - [FDD- start transmission on the new RL after synchronisation is achieved in the DL user plane as specified in [16], however never before the CFN indicated in the *Activation CFN* IE.]
 - [TDD- start transmission on the new RL at the CFN indicated in the *Activation CFN* IE as specified in [16].]
 - [FDD- the Node B shall apply the power level indicated in the *Initial DL Tx Power* IE to the transmission on each DL DPCH of the RL when starting transmission until either UL synchronisation on the Uu interface is achieved for the RLS or power balancing is activated. During this period no inner loop power control shall be performed and, unless activated by the DL POWER CONTROL REQUEST message, no power balancing shall be performed. The DL power shall then vary according to the inner loop power control (see ref.[10], subclause 5.2.1.2) and downlink power balancing adjustments (see 8.3.7).]
 - [TDD- the Node B shall apply the power level indicated in the *Initial DL Tx Power* IE to the transmission on each DL DPCH and on each Time Slot of the RL when starting transmission until the UL synchronisation on the Uu interface is achieved for the RL. No inner loop power control shall be performed during this period. The DL power shall then vary according to the inner loop power control (see ref.[22], subclause 4.2.3.3).]
 - [FDD- if the *Propagation Delay* IE is included, the Node B may use this information to speed up the detection of UL synchronisation on the Uu interface.]
 - [FDD- if the *First RLS Indicator* IE is included, it indicates if the concerning RL shall be considered part of the first RLS established towards this UE. The *First RLS Indicator* IE shall be used by the Node B together with the value of the *DL TPC pattern 01 count* IE which the Node B has received in the Cell Setup procedure, to determine the initial TPC pattern in the DL of the concerning RL and all RLs which are part of the same RLS, as described in [10], section 5.1.2.2.1.2.]
- if the *Delayed Activation Update* IE indicates "Deactivate":
 - stop DL transmission immediately if the *Deactivation Type* IE equals "Unsynchronised", or at the CFN indicated by the *Deactivation CFN* IE if the *Deactivation Type* IE equals "Synchronised".

8.3.18.3 Abnormal Conditions

[FDD- If the *Delayed Activation Update* IE is included in the RADIO LINK ACTIVATION COMMAND message, it indicates "Activate" and the *First RLS Indicator* IE is not included, the Node B shall initiate the ERROR INDICATION procedure.]

8.4 Error Handling Procedures

8.4.1 Error Indication

8.4.1.1 General

The Error Indication procedure is initiated by a node in order to report detected errors in one incoming message, provided they cannot be reported by an appropriate response message.

8.4.1.2 Successful Operation

When the conditions defined in subclause 10 are fulfilled, the Error Indication procedure is initiated by an ERROR INDICATION message sent from the receiving node.

When the ERROR INDICATION message is sent from a Node B to its CRNC, the *CRNC Communication Context ID IE* shall be included in the message if available. When the ERROR INDICATION message is sent from a CRNC to a Node B, the *Node B Communication Context ID IE* shall be included in the message if available.

When a message for a dedicated procedure is received in the Node B with an invalid *Node B Communication Context ID IE*, the Node B shall include the unknown *Node B Communication Context ID IE* from the received message in the ERROR INDICATION message, unless another handling is specified in the procedure text for the affected procedure.

When a message for a dedicated procedure is received in the CRNC with an invalid *CRNC Communication Context ID IE*, the CRNC shall include the unknown *CRNC Communication Context ID IE* from the received message in the ERROR INDICATION message, unless another handling is specified in the procedure text for the affected procedure.

The ERROR INDICATION message shall include either the *Cause IE*, or the *Criticality Diagnostics IE*, or both the *Cause IE* and the *Criticality Diagnostics IE*.

Typical cause values for the ERROR INDICATION message are:

Protocol Causes:

- Transfer Syntax Error
- Abstract Syntax Error (Reject)
- Abstract Syntax Error (Ignore and Notify)
- Message not Compatible with Receiver State
- Unspecified




Figure 49: Error Indication procedure (Node B to CRNC): Successful Operation




Figure 50: Error Indication procedure (CRNC to Node B), Successful Operation

8.4.1.3 Abnormal Conditions

-

9 Elements for NBAP communication

9.1 Message Functional Definition and Content

9.1.1 General

Subclause 9.1 presents the contents of NBAP messages in tabular format. The corresponding ASN.1 definition is presented in subclause 9.3. In case there is contradiction between the tabular format in subclause 9.1 and the ASN.1 definition, the ASN.1 shall take precedence, except for the definition of conditions for the presence of conditional IEs, where the tabular format shall take precedence.

NOTE: The messages have been defined in accordance to the guidelines specified in ref. [26].

9.1.2 Message Contents

9.1.2.1 Presence

An information element can be of the following types:

M	IEs marked as Mandatory (M) shall always be included in the message.
O	IEs marked as Optional (O) may or may not be included in the message.
C	IEs marked as Conditional (C) shall be included in a message only if the condition is satisfied. Otherwise the IE shall not be included.

In case of an information element group, the group is preceded by a name for the info group (in bold). It is also indicated how many times a group may be repeated in the message and whether the group is conditional. The presence field of the information elements inside one group defines if the information element is mandatory, optional or conditional if the group is present.

9.1.2.2 Criticality

Each information element or Group of information elements may have a criticality information applied to it. Following cases are possible:

-	No criticality information is applied explicitly.
YES	Criticality information is applied. 'YES' is usable only for non-repeatable information elements.
GLOBAL	The information element and all its repetitions together have one common criticality information. 'GLOBAL' is usable only for repeatable information elements.
EACH	Each repetition of the information element has its own criticality information. It is not allowed to assign different criticality values to the repetitions. 'EACH' is usable only for repeatable information elements.

9.1.2.3 Range

The Range column indicates the allowed number of copies of repetitive IEs/IE.

9.1.2.4 Assigned Criticality

This column provides the actual criticality information as defined in subclause 10.3.2, if applicable.

9.1.3 COMMON TRANSPORT CHANNEL SETUP REQUEST

9.1.3.1 FDD Message

IE/Group Name	Presence	Range	IE type and reference	Semantics description	Criticality	Assigned Criticality
Message Discriminator	M		9.2.1.45		–	
Message Type	M		9.2.1.46		YES	reject
Transaction ID	M		9.2.1.62		–	
C-ID	M		9.2.1.9		YES	reject
Configuration Generation ID	M		9.2.1.16		YES	reject
CHOICE <i>Common Physical Channel To Be Configured</i>	M				YES	ignore
>Secondary CCPCH					–	
>>Secondary CCPCH		1				
>>>Common Physical Channel ID	M		9.2.1.13		–	
>>>FDD SCCPCH Offset	M		9.2.2.15	Corresponds to [7]: s-CCPCH,k	–	
>>>DL Scrambling Code	C-PCH		9.2.2.13		–	
>>>FDD DL Channelisation Code Number	M		9.2.2.14		–	
>>>TFCS	M		9.2.1.58	For the DL.	–	
>>>Secondary CCPCH Slot Format	M		9.2.2.43		–	
>>>TFCI Presence	C – SlotFormat		9.2.1.57	Refer to TS [7]	–	
>>>Multiplexing Position	M		9.2.2.23		–	
>>>Power Offset Information		1			–	
>>>>PO1	M		Power Offset 9.2.2.29	Power offset for the TFCI bits	–	
>>>>PO3	M		Power Offset 9.2.2.29	Power offset for the pilot bits	–	
>>>STTD Indicator	M		9.2.2.48		–	
>>>FACH Parameters		$0..<maxnoofFACHs>$			GLOBAL	reject
>>>>Common Transport Channel ID	M		9.2.1.14		–	
>>>>Transport Format Set	M		9.2.1.59	For the DL.	–	
>>>>ToAWS	M		9.2.1.61		–	
>>>>ToAWE	M		9.2.1.60		–	
>>>>Max FACH Power	M		DL Power 9.2.1.21	Maximum allowed power on the FACH.	–	
>>>>Binding ID	O		9.2.1.4	Shall be ignored if bearer establishment with	YES	ignore

>>>>Transport Layer Address	O		9.2.1.63	ALCAP. Shall be ignored if bearer establishment with ALCAP.	YES	ignore
>>>PCH Parameters		0..1			YES	reject
>>>>Common Transport Channel ID	M		9.2.1.14		–	
>>>>Transport Format Set	M		9.2.1.59	For the DL.	–	
>>>>ToAWS	M		9.2.1.61		–	
>>>>ToAWE	M		9.2.1.60		–	
>>>>PCH Power	M		DL Power 9.2.1.21		–	
>>>>PICH Parameters		1			–	
>>>>>Common Physical Channel ID	M		9.2.1.13		–	
>>>>>FDD DL Channelisation Code Number	M		9.2.2.14		–	
>>>>>PICH Power	M		9.2.1.49A		–	
>>>>>PICH Mode	M		9.2.2.26	Number of PI per frame	–	
>>>>>STTD Indicator	M		9.2.2.48		–	
>>>> Binding ID	O		9.2.1.4	Shall be ignored if bearer establishment with ALCAP.	YES	ignore
>>>> Transport Layer Address	O		9.2.1.63	Shall be ignored if bearer establishment with ALCAP.	YES	ignore
>PRACH					–	
>>PRACH		1				
>>>Common Physical Channel ID	M		9.2.1.13		–	
>>>Scrambling Code Number	M		9.2.2.42		–	
>>>TFCS	M		9.2.1.58	For the UL.	–	
>>>Preamble Signatures	M		9.2.2.31		–	
>>>Allowed Slot Format Information		1..<MaximumSlotFormatsPRA CH>			–	
>>>>RACH Slot Format	M		9.2.2.37		–	
>>>RACH Sub Channel Numbers	M		9.2.2.38		–	

>>>Puncture Limit	M		9.2.1.50	For the UL	–	
>>>Preamble Threshold	M		9.2.2.32		–	
>>>RACH Parameters		1			YES	Reject
>>>>Common Transport Channel ID	M		9.2.1.14		–	
>>>>Transport Format Set	M		9.2.1.59	For the UL.	–	
>>>> Binding ID	O		9.2.1.4	Shall be ignored if bearer establishment with ALCAP.	YES	ignore
>>>> Transport Layer Address	O		9.2.1.63	Shall be ignored if bearer establishment with ALCAP.	YES	ignore
>>AICH Parameters		1			–	
>>>Common Physical Channel ID	M		9.2.1.13		–	
>>>AICH Transmission Timing	M		9.2.2.1		–	
>>>FDD DL Channelisation Code Number	M		9.2.2.14		–	
>>>AICH Power	M		9.2.2.D		–	
>>>STTD Indicator	M		9.2.2.48		–	
>PCPCHes					–	
>>CPCH Parameters		1			–	
>>>Common Transport Channel ID	M		9.2.1.14		–	
>>>Transport Format Set	M		9.2.1.59	For the UL.	–	
>>>AP Preamble Scrambling Code	M		CPCH Scrambling Code Number 9.2.2.4B		–	
>>>CD Preamble Scrambling Code	M		CPCH Scrambling Code Number 9.2.2.4B		–	
>>>TFCS	M		9.2.1.58	For the UL	–	
>>>CD Signatures	O		Preamble Signatures 9.2.2.31	Note: When not present, all CD signatures are to be used.	–	
>>>CD Sub Channel Numbers			9.2.2.1C		–	
>>>Puncture Limit	M		9.2.1.50	For the UL	–	
>>>CPCH UL DPCCH Slot Format	M		9.2.2.4C	For UL CPCH message control part	–	
>>>UL SIR	M		UL SIR		–	

			9.2.1.67A			
>>>Initial DL transmission Power	M		DL Power 9.2.1.21		–	
>>>Maximum DL Power	M		DL Power 9.2.1.21		–	
>>>Minimum DL Power	M		DL Power 9.2.1.21		–	
>>>PO2	M		Power Offset 9.2.2.29	Power offset for the TPC bits relative to the pilot bits.	–	
>>>FDD TPC DL Step Size	M		9.2.2.16		–	
>>>N_Start_Message	M		9.2.2.23C		–	
>>>N_EOT	M		9.2.2.23A		–	
>>>Channel Assignment Indication	M		9.2.2.1D		–	
>>>CPCH Allowed Total Rate	M		9.2.2.4A		–	
>>>PCPCH Channel Information		<i>1..<maxnoofPCPCHs></i>			–	
>>>>Common Physical Channel ID	M		9.2.1.13		–	
>>>>CPCH Scrambling Code Number	M		9.2.2.4B	For UL PCPCH	–	
>>>>DL Scrambling Code	M		9.2.2.13	For DL CPCH message part	–	
>>>>FDD DL Channelisation Code Number	M		9.2.2.14	For DL CPCH message part	–	
>>>>PCP Length	M		9.2.2.24A		–	
>>>>UCSM Information	C-NCA	<i>1</i>			–	
>>>>>Min UL Channelisation Code Length	M		9.2.2.22		–	
>>>>>NF_max	M		9.2.2.23B		–	
>>>>>Channel Request Parameters		<i>0..<maxAPSigNum></i>			–	
>>>>>>AP Preamble Signature	M		9.2.2.1A		–	
>>>>>>AP Sub Channel Number	O		9.2.2.1B		–	
>>>VCAM Mapping Information	C-CA	<i>1..<maxnoofLen></i>		Refer to TS [18]	–	
>>>>Min UL Channelisation Code Length	M		9.2.2.22		–	
>>>>NF_max	M		9.2.2.23B		–	
>>>>Max Number of PCPCHes	M		9.2.2.20A		–	
>>>>>SF Request		<i>1..<max></i>			–	

Parameters		<i>xAPSig Num></i>				
>>>>AP Preamble Signature	M		9.2.2.1A		–	
>>>>AP Sub Channel Number	O		9.2.2.1B		–	
>>>AP-AICH Parameters		1			–	
>>>>Common Physical Channel ID	M		9.2.1.13		–	
>>>>FDD DL Channelisation Code Number	M		9.2.2.14		–	
>>>>AP-AICH Power	M		AICH Power 9.2.2.D		–	
>>>>CSICH Power	M		AICH Power 9.2.2.D	For CSICH bits at end of AP-AICH slot	–	
>>>>STTD Indicator	M		9.2.2.48		–	
>>>CD/CA-ICH Parameters		1			–	
>>>>Common Physical Channel ID	M		9.2.1.13		–	
>>>>FDD DL Channelisation Code Number	M		9.2.2.14		–	
>>>>CD/CA-ICH Power	M		AICH Power 9.2.2.D		–	
>>>>STTD Indicator	M		9.2.2.48		–	
>>>>Binding ID	O		9.2.1.4	Shall be ignored if bearer establishment with ALCAP.	YES	ignore
>>>>Transport Layer Address	O		9.2.1.63	Shall be ignored if bearer establishment with ALCAP.	YES	ignore

Condition	Explanation
SlotFormat	The IE shall be present if the <i>Secondary CCPCH Slot Format</i> IE is set to any of the values from 8 to 17.
CA	The IE shall be present if the <i>Channel Assignment Indication</i> IE is set to "CA Active".
NCA	The IE shall be present if the <i>Channel Assignment Indication</i> IE is set to "CA Inactive".
PCH	The IE shall be present if the <i>PCH parameters</i> IE is not present.

Range bound	Explanation
<i>MaxnoofFACHs</i>	Maximum number of FACHs that can be defined on a Secondary CCPCH.
<i>MaxnoofPCPCHs</i>	Maximum number of PCPCHs for a CPCH
<i>MaxnoofLen</i>	Maximum number of Min UL Channelisation Code Length
<i>MaxnoofSlotFormatsPRACH</i>	Maximum number of SF for a PRACH
<i>MaxAPSigNum</i>	Maximum number of AP Signatures.

9.1.3.2 TDD Message

IE/Group Name	Presence	Range	IE type and reference	Semantics description	Criticality	Assigned Criticality
Message Discriminator	M		9.2.1.45		–	
Message Type	M		9.2.1.46		YES	reject
Transaction ID	M		9.2.1.62		–	
C-ID	M		9.2.1.9		YES	reject
Configuration Generation ID	M		9.2.1.16		YES	reject
CHOICE <i>Common Physical Channel To Be Configured</i>	M				YES	ignore
> <i>Secondary CCPCHs</i>					–	
>>SCCPCH CCTrCH ID	M		CCTrCH ID 9.2.3.3	For DL CCTrCH supporting one or several Secondary CCPCHs	–	
>>TFCS	M		9.2.1.58	For DL CCTrCH supporting one or several Secondary CCPCHs	–	
>>TFCI Coding	M		9.2.3.22		–	
>>Puncture Limit	M		9.2.1.50		–	
>>>Secondary CCPCH		<i>0..<maxnoofSCCPCHs></i>		Mandatory For 3.84Mcps TDD only	GLOBAL	reject
>>>Common Physical Channel ID	M		9.2.1.13		–	
>>>TDD Channelisation Code	M		9.2.3.19		–	
>>>Time Slot	M		9.2.3.23		–	
>>>Midamble shift and Burst Type	M		9.2.3.7		–	
>>>TDD Physical Channel Offset	M		9.2.3.20		–	
>>>Repetition Period	M		9.2.3.16		–	
>>>Repetition Length	M		9.2.3.15		–	
>>>SCCPCH Power	M		DL Power 9.2.1.21		–	
>>FACH		<i>0..<maxnoofFACHs></i>			GLOBAL	reject

		<i>ACHs></i>				
>>>Common Transport Channel ID	M		9.2.1.14		–	
>>>FACH CCTrCH ID	M		CCTrCH ID 9.2.3.3		–	
>>>Transport Format Set	M		9.2.1.59	For the DL.	–	
>>>ToAWS	M		9.2.1.61		–	
>>>ToAWE	M		9.2.1.60		–	
>>>Max FACH Power	O		DL Power 9.2.1.21	For 1.28Mcps TDD only	YES	reject
>>>Binding ID	O		9.2.1.4	Shall be ignored if bearer establishment with ALCAP.	YES	ignore
>>>Transport Layer Address	O		9.2.1.63	Shall be ignored if bearer establishment with ALCAP.	YES	ignore
>>PCH		<i>0..1</i>			YES	reject
>>>Common Transport Channel ID	M		9.2.1.14		–	
>>>PCH CCTrCH ID	M		CCTrCH ID 9.2.3.3		–	
>>>Transport Format Set	M		9.2.1.59	For the DL.	–	
>>>ToAWS	M		9.2.1.61		–	
>>>ToAWE	M		9.2.1.60		–	
>>>PICH Parameters		<i>0..1</i>		Mandatory For 3.84Mcps TDD only	YES	reject
>>>>Common Physical Channel ID	M		9.2.1.13		–	
>>>>TDD Channelisation Code	M		9.2.3.19		–	
>>>>Time Slot	M		9.2.3.23		–	
>>>>Midamble shift and Burst Type	M		9.2.3.7		–	
>>>>TDD Physical Channel Offset	M		9.2.3.20		–	
>>>>Repetition period	M		9.2.3.16		–	
>>>>Repetition length	M		9.2.3.15		–	
>>>>Paging Indicator Length	M		9.2.3.8		–	
>>>>PICH Power	M		9.2.1.49A		–	
>>>PCH Power	O		DL Power 9.2.1.21	For 1.28Mcps TDD only	–	

>>>PICH Parameters LCR		0..1		Mandatory For 1.28Mcps TDD only	YES	reject
>>>>Common Physical Channel ID	M		9.2.1.13		–	
>>>>TDD Channelisation Code LCR	M		9.2.3.19a		–	
>>>>Time Slot LCR	M		9.2.3.24A		–	
>>>>Midamble shift LCR	M		9.2.3.7A		–	
>>>>TDD Physical Channel Offset	M		9.2.3.20		–	
>>>>Repetition period	M		9.2.3.16		–	
>>>>Repetition length	M		9.2.3.15		–	
>>>>Paging Indicator Length	M		9.2.3.8		–	
>>>>PICH Power	M		9.2.1.49A		–	
>>>>Binding ID	O		9.2.1.4	Shall be ignored if bearer establishme nt with ALCAP.	YES	ignore
>>>>Transport Layer Address	O		9.2.1.63	Shall be ignored if bearer establishme nt with ALCAP.	YES	ignore

>>Secondary CCPCH LCR		<i>0..<maxnoofS - CCPC HLCRs ></i>		Mandatory For 1.28Mcps TDD only	GLOBAL	reject
>>>Common Physical Channel ID	M		9.2.1.13		–	
>>>TDD Channelisation Code LCR	M		9.2.3.19a		–	
>>>Time Slot LCR	M		9.2.3.24A		–	
>>>Midamble shift LCR	M		9.2.3.7A		–	
>>>TDD Physical Channel Offset	M		9.2.3.20		–	
>>>Repetition Period	M		9.2.3.16		–	
>>>Repetition Length	M		9.2.3.15		–	
>>>SCCPCH Power	M		DL Power 9.2.1.21		–	
>PRACH					–	
>>PRACH	M	<i>0..1</i>		Mandatory for 3.84Mcps TDD only	YES	reject
>>>Common Physical Channel ID	M		9.2.1.13		–	
>>>TFCS	M		9.2.1.58		–	
>>>Time Slot	M		9.2.3.23		–	
>>>TDD Channelisation Code	M		9.2.3.19		–	
>>>Max PRACH Midamble Shifts	M		9.2.3.6		–	
>>>PRACH Midamble	M		9.2.3.14		–	
>>>RACH		<i>1</i>			YES	reject
>>>>Common Transport Channel ID	M		9.2.1.14		–	
>>>>Transport Format Set	M		9.2.1.59	For the UL	–	
>>>>Binding ID	O		9.2.1.4	Shall be ignored if bearer establishment with ALCAP.	YES	ignore
>>>>Transport Layer Address	O		9.2.1.63	Shall be ignored if bearer establishment with ALCAP.	YES	ignore
>>PRACH LCR		<i>0 .. <maxnoofPRACHLCRs></i>		Mandatory For 1.28Mcps TDD only	YES	reject
>>>Common Physical Channel ID	M		9.2.1.13		–	
>>>TFCS	M		9.2.1.58		–	
>>>Time Slot LCR	M		9.2.3.24A		–	

>>>TDD Channelisation Code LCR	M		9.2.3.19a		–	
>>>Max PRACH Midamble Shifts	M		9.2.3.6		–	
>>>PRACH Midamble	M		9.2.3.14		–	
>>> RACH		1			YES	reject
>>>>Common Transport Channel ID	M		9.2.1.14		–	
>>>>Transport Format Set	M		9.2.1.59	For the UL	–	
>>>>Binding ID	O		9.2.1.4	Shall be ignored if bearer establishment with ALCAP.	YES	ignore
>>>>Transport Layer Address	O		9.2.1.63	Shall be ignored if bearer establishment with ALCAP.	YES	ignore
>> FPACH		0..1		Mandatory for 1.28Mcps TDD only	GLOBAL	reject
>>>Common Physical Channel ID	M		9.2.1.13		–	
>>>TDD Channelisation Code LCR	M		9.2.3.19a		–	
>>>Time Slot LCR	M		9.2.3.24A		–	
>>>Midamble shift LCR	M		9.2.3.7A		–	
>>>Max FPACH Power	M		9.2.3.5 ^E		–	

Range bound	Explanation
<i>MaxnoofSCCPCHs</i>	Maximum number of Secondary CCPCHs per CCTrCH for 3.84Mcps TDD.
<i>MaxnoofS-CCPCHLCRs</i>	Maximum number of Secondary CCPCHs per CCTrCH for 1.28Mcps TDD.
<i>MaxnoofCCTrCHs</i>	Maximum number of CCTrCHs that can be defined in a cell.
<i>MaxnoofFACHs</i>	Maximum number of FACHs that can be defined on a Secondary CCPCH.
<i>MaxnoofPRACHLCRs</i>	Maximum number of PRACH LCR that can be defined on a RACH for 1.28Mcps TDD.

9.1.4 COMMON TRANSPORT CHANNEL SETUP RESPONSE

IE/Group Name	Presence	Range	IE type and reference	Semantics description	Criticality	Assigned Criticality
Message Discriminator	M		9.2.1.45		–	
Message Type	M		9.2.1.46		YES	reject
Transaction ID	M		9.2.1.62		–	
FACH Parameters info		<i>0..<maxnoofFACHs></i>		The FACH Parameters may be combined with PCH Parameters	GLOBAL	ignore
>FACH Parameters	M		Common Transport Channel Information Response 9.2.1.14A		–	
PCH Parameters	O		Common Transport Channel Information Response 9.2.1.14A	The PCH Parameters may be combined with FACH Parameters	YES	ignore
RACH parameters	O		Common Transport Channel Information Response 9.2.1.14A	The RACH Parameters shall not be combined with FACH Parameters or PCH Parameters	YES	ignore
CPCH parameters	O		Common Transport Channel Information Response 9.2.1.14A	The CPCH Parameters shall not be combined with FACH Parameters or PCH Parameters or RACH Parameters	YES	ignore
Criticality Diagnostics	O		9.2.1.17		YES	ignore

Range bound	Explanation
<i>MaxnoofFACHs</i>	Maximum number of FACHs that can be defined on a Secondary CCPCH[FDD] / a group of Secondary CCPCHs [TDD].

9.1.5 COMMON TRANSPORT CHANNEL SETUP FAILURE

IE/Group Name	Presence	Range	IE type and reference	Semantics description	Criticality	Assigned Criticality
Message Discriminator	M		9.2.1.45		–	–
Message Type	M		9.2.1.46		YES	reject
Transaction ID	M		9.2.1.62		–	–
Cause	M		9.2.1.6		YES	ignore
Criticality Diagnostics	O		9.2.1.17		YES	ignore

9.1.6 COMMON TRANSPORT CHANNEL RECONFIGURATION REQUEST

9.1.6.1 FDD Message

IE/Group Name	Presence	Range	IE type and reference	Semantics description	Criticality	Assigned Criticality
Message Discriminator	M		9.2.1.45		–	
Message Type	M		9.2.1.46		YES	reject
Transaction ID	M		9.2.1.62		–	
C-ID	M		9.2.1.9		YES	reject
Configuration Generation ID	M		9.2.1.16		YES	reject
CHOICE <i>Common Physical Channel To Be Configured</i>	M				YES	reject
> <i>Secondary CCPCCH</i>					–	
>> FACH parameters		0..<maxFACHCell>			GLOBAL	reject
>>>Common Transport Channel ID	M		9.2.1.14		–	
>>>Max FACH Power	O		DL Power 9.2.1.21	Maximum allowed power on the FACH.	–	
>>>ToAWS	O		9.2.1.61		–	
>>>ToAWE	O		9.2.1.60		–	
>> PCH Parameters		0..1			YES	reject
>>>Common Transport Channel ID	M		9.2.1.14		–	
>>>PCH Power	O		DL Power 9.2.1.21	Power to be used on the PCH.	–	
>>>ToAWS	O		9.2.1.61		–	
>>>ToAWE	O		9.2.1.60		–	
>> PICH Parameters		0..1			YES	reject
>>>Common Physical Channel ID	M		9.2.1.13		–	
>>>PICH Power	O		9.2.1.49A		–	
> <i>PRACH</i>					–	
>> PRACH Parameters		0..<MaxPRACHCell>			GLOBAL	reject
>>>Common Physical Channel ID	M		9.2.1.13		–	
>>>Preamble Signatures	O		9.2.2.31		–	
>>> Allowed Slot Format Information		0..<Maxno ofSlotFormatsPRACH>			–	
>>>>RACH Slot Format	M		9.2.2.37		–	
>>>>RACH Sub Channel Numbers	O		9.2.2.38		–	
>> AICH Parameters		0..<MaxPRACHCell>			GLOBAL	reject

>>>Common Physical Channel ID	M		9.2.1.13		-	
>>>AICH Power	O		9.2.2.D		-	
>CPCH					-	
>>CPCH Parameters		0..<maxno ofCPCHs>			GLOBAL	reject
>>>Common Transport Channel ID	M		9.2.1.14		-	
>>>UL SIR	O		9.2.1.67A		-	
>>>Initial DL transmission Power	O		DL Power 9.2.1.21		-	
>>>Maximum DL Power	O		DL Power 9.2.1.21		-	
>>>Minimum DL Power	O		DL Power 9.2.1.21		-	
>>AP-AICH Parameters		0..<maxno ofCPCHs>			GLOBAL	reject
>>>Common Physical Channel ID	M		9.2.1.13		-	
>>>AP-AICH Power	O		AICH Power 9.2.2.D		-	
>>>CSICH Power	O		AICH Power 9.2.2.D	For CSICH bits at end of AP-AICH slot	-	
>>CD/CA-ICH Parameters		0..<maxno ofCPCHs>			GLOBAL	reject
>>>Common Physical Channel ID	M		9.2.1.13		-	
>>>CD/CA-ICH Power	O		AICH Power 9.2.2.D		-	

Range bound	Explanation
MaxFACHCell	Maximum number of FACHs that can be defined in a Cell
MaxnoofCPCHs	Maximum number of CPCHs that can be defined in a Cell
MaxPRACHCell	Maximum number of PRACHs and AICHs that can be defined in a Cell
MaxnoofSlotFormatsPRACH	Maximum number of SF for a PRACH

9.1.6.2 TDD Message

IE/Group Name	Presence	Range	IE type and reference	Semantics description	Criticality	Assigned Criticality
Message Discriminator	M		9.2.1.45		-	
Message Type	M		9.2.1.46		YES	reject
Transaction ID	M		9.2.1.62		-	
C-ID	M		9.2.1.9		YES	reject
Configuration Generation ID	M		9.2.1.16		YES	reject
Secondary CCPCH parameters		0 .. 1			YES	reject

>CCTrCH ID	M		9.2.3.3	For DL CCTrCH supporting one or several Secondary CCPCHs	–	
>Secondary CCPCHs to be configured		0..<MaxnoofS CCPCHs>			GLOBAL	reject
>>Common Physical Channel ID	M		9.2.1.13		–	
>>SCCPCH Power	O		DL power 9.2.1.21		–	
PICH Parameters		0 .. 1			YES	reject
>Common Physical Channel ID	M		9.2.1.13		–	
>PICH Power	O		9.2.1.49A		–	
FACH parameters		0..<Maxno ofFACHs>			GLOBAL	reject
>Common Transport Channel ID	M		9.2.1.14		–	
>ToAWS	O		9.2.1.61		–	
>ToAWE	O		9.2.1.60		–	
>Max FACH Power	O		DL Power 9.2.1.21	For 1.28Mcps TDD only	YES	reject
PCH parameters		0 .. 1			YES	reject
>Common Transport Channel ID	M		9.2.1.14		–	
>ToAWS	O		9.2.1.61		–	
>ToAWE	O		9.2.1.60		–	
>PCH Power	O		DL Power 9.2.1.21	For 1.28Mcps TDD only	YES	reject
FPACH parameters		0..1		Mandatory for 1.28Mcps TDD only	YES	reject
>Common Physical Channel ID	M		9.2.1.13		–	
>Max FPACH Power	O		9.2.3.5E		–	

Range bound	Explanation
MaxnoofSCCPCHs	Maximum number of SCCPCH that can be repeated in a Cell
MaxnoofFACHs	Maximum number of FACHs that can be repeated in a Cell

9.1.7 COMMON TRANSPORT CHANNEL RECONFIGURATION RESPONSE

IE/Group Name	Presence	Range	IE type and reference	Semantics description	Criticality	Assigned Criticality
Message Discriminator	M		9.2.1.45		–	
Message Type	M		9.2.1.46		YES	reject
Transaction ID	M		9.2.1.62		–	
Criticality Diagnostics	O		9.2.1.17		YES	ignore

9.1.8 COMMON TRANSPORT CHANNEL RECONFIGURATION FAILURE

IE/Group Name	Presence	Range	IE type and reference	Semantics description	Criticality	Assigned Criticality
Message Discriminator	M		9.2.1.45		–	
Message Type	M		9.2.1.46		YES	reject
Transaction ID	M		9.2.1.62		–	
Cause	M		9.2.1.6		YES	ignore
Criticality Diagnostics	O		9.2.1.17		YES	ignore

9.1.9 COMMON TRANSPORT CHANNEL DELETION REQUEST

IE/Group Name	Presence	Range	IE type and reference	Semantics description	Criticality	Assigned Criticality
Message Discriminator	M		9.2.1.45		–	
Message Type	M		9.2.1.46		YES	reject
Transaction ID	M		9.2.1.62		–	
C-ID	M		9.2.1.9		YES	reject
Common Physical Channel ID	M		9.2.1.13	Indicates the Common Physical Channel for which the Common Transport Channels (together with the Common Physical Channel) shall be deleted.	YES	reject
Configuration Generation ID	M		9.2.1.16		YES	reject

9.1.10 COMMON TRANSPORT CHANNEL DELETION RESPONSE

IE/Group Name	Presence	Range	IE type and reference	Semantics description	Criticality	Assigned Criticality
Message Discriminator	M		9.2.1.45		–	
Message Type	M		9.2.1.46		YES	reject
Transaction ID	M		9.2.1.62		–	
Criticality Diagnostics	O		9.2.1.17		YES	ignore

9.1.11 BLOCK RESOURCE REQUEST

IE/Group Name	Presence	Range	IE type and reference	Semantics description	Criticality	Assigned Criticality
Message Discriminator	M		9.2.1.45		–	
Message Type	M		9.2.1.46		YES	reject
Transaction ID	M		9.2.1.62		–	
C-ID	M		9.2.1.9		YES	reject
Blocking Priority Indicator	M		9.2.1.5		YES	reject
Shutdown Timer	C- <i>BlockNormal</i>		9.2.1.56		YES	reject

Condition	Explanation
BlockNormal	The IE shall be present if the <i>Blocking Priority Indicator</i> IE indicates "Normal Priority".

9.1.12 BLOCK RESOURCE RESPONSE

IE/Group Name	Presence	Range	IE type and reference	Semantics description	Criticality	Assigned Criticality
Message Discriminator	M		9.2.1.45		–	
Message Type	M		9.2.1.46		YES	reject
Transaction ID	M		9.2.1.62		–	
Criticality Diagnostics	O		9.2.1.17		YES	ignore

9.1.13 BLOCK RESOURCE FAILURE

IE/Group Name	Presence	Range	IE type and reference	Semantics description	Criticality	Assigned Criticality
Message Discriminator	M		9.2.1.45		–	
Message Type	M		9.2.1.46		YES	reject
Transaction ID	M		9.2.1.62		–	
Cause	M		9.2.1.6		YES	ignore
Criticality Diagnostics	O		9.2.1.17		YES	ignore

9.1.14 UNBLOCK RESOURCE INDICATION

IE/Group Name	Presence	Range	IE type and reference	Semantics description	Criticality	Assigned Criticality
Message Discriminator	M		9.2.1.45		–	
Message Type	M		9.2.1.46		YES	ignore
Transaction ID	M		9.2.1.62		–	
C-ID	M		9.2.1.9		YES	ignore

9.1.15 AUDIT REQUIRED INDICATION

IE/Group Name	Presence	Range	IE type and reference	Semantics description	Criticality	Assigned Criticality
Message Discriminator	M		9.2.1.45		–	
Message Type	M		9.2.1.46		YES	ignore
Transaction ID	M		9.2.1.62		–	

9.1.16 AUDIT REQUEST

IE/Group Name	Presence	Range	IE type and reference	Semantics description	Criticality	Assigned Criticality
Message Discriminator	M		9.2.1.45		–	
Message Type	M		9.2.1.46		YES	reject
Transaction ID	M		9.2.1.62		–	
Start Of Audit Sequence Indicator	M		9.2.1.56B		YES	reject

9.1.17 AUDIT RESPONSE

IE/Group Name	Presence	Range	IE type and reference	Semantics description	Criticality	Assigned Criticality
Message Discriminator	M		9.2.1.45		–	
Message Type	M		9.2.1.46		YES	reject
Transaction ID	M		9.2.1.62		–	
End Of Audit Sequence Indicator	M		9.2.1.29A		YES	ignore
Cell Information		0.. <maxCellin NodeB >			EACH	ignore
>C-ID	M		9.2.1.9		–	
>Configuration Generation ID	M		9.2.1.16		–	
>Resource Operational State	M		9.2.1.52		–	
>Availability Status	M		9.2.1.2		–	
>Local Cell ID	M		9.2.1.38	The local cell that the cell is configured on	–	
>Primary SCH Information	O		Common Physical Channel Status Information 9.2.1.13A		YES	ignore
>Secondary SCH Information	O		Common Physical Channel Status Information 9.2.1.13A		YES	ignore
>Primary CPICH Information	O		Common Physical Channel Status Information 9.2.1.13A		YES	ignore
>Secondary CPICH Information		0..<maxSC PICHCell>			EACH	ignore
>>Secondary CPICH Individual Information	M		Common Physical Channel Status Information 9.2.1.13A		–	
>Primary CCPCH Information	O		Common Physical Channel Status Information 9.2.1.13A		YES	ignore
>BCH Information	O		Common Transport Channel Status Information 9.2.1.13A		YES	ignore

>Secondary CCPCH Information		<i>0..<maxSC CPCHCell ></i>			EACH	ignore
>>Secondary CCPCH Individual Information	M		Common Physical Channel Status Information 9.2.1.13A		–	
>PCH Information	O		Common Transport Channel Status Information 9.2.1.14B		YES	ignore
>PICH Information	O		Common Physical Channel Status Information 9.2.1.13A		YES	ignore
>FACH Information		<i>0..<maxFA CHCell></i>			EACH	ignore
>>FACH Individual Information	M		Common Transport Channel Status Information 9.2.1.14B		–	
>PRACH Information		<i>0..<maxPR ACHCell></i>			EACH	ignore
>>PRACH Individual Information	M		Common Physical Channel Status Information 9.2.1.13A		–	
>RACH Information		<i>0..<maxRA CHCell></i>			EACH	ignore
>>RACH Individual Information	M		Common Transport Channel Status Information 9.2.1.14B		–	
>AICH Information		<i>0..<maxPR ACHCell></i>			EACH	ignore
>>AICH Individual Information	M		Common Physical Channel Status Information 9.2.1.13A		–	
>PCPCH Information		<i>0..<maxPC PCHCell></i>			EACH	ignore
>>PCPCH Individual Information	M		Common Physical Channel Status Information		–	

			9.2.1.13A			
>CPCH Information		<i>0..<maxCP CHCell></i>			EACH	ignore
>>CPCH Individual Information	M		Common Transport Channel Status Information 9.2.1.14B		–	
>AP-AICH Information		<i>0..<maxCP CHCell></i>			EACH	ignore
>>AP-AICH Individual Information	M		Common Physical Channel Status Information 9.2.1.13A		–	
>CD/CA-ICH Information		<i>0..<maxCP CHCell></i>			EACH	ignore
>>CD/CA-ICH Individual Information	M		Common Physical Channel Status Information 9.2.1.13A		–	
>SCH Information	O		Common Physical Channel Status Information 9.2.1.13A	TDD Sync Channel	YES	ignore
>FPACH Information		<i>0..<maxFP ACHCell></i>		For 1.28Mcps TDD only	EACH	ignore
>>FPACH Individual Information	M		Common Physical Channel Status Information 9.2.1.13A		-	
>DwPCH Information	O		Common Physical Channel Status Information 9.2.1.13A	For 1.28Mcps TDD only	YES	ignore
Communication Control Port Information		<i>0.. <maxCCPi nNodeB></i>			EACH	ignore
>Communication Control Port ID	M		9.2.1.15		–	
>Resource Operational State	M		9.2.1.52		–	
>Availability Status	M		9.2.1.2		–	
Local Cell Information		<i>0.. <maxLocal CellinNode B></i>			EACH	ignore
>Local Cell ID	M		9.2.1.38		–	

>DL or Global Capacity Credit	M		9.2.1.20B		–	
>UL Capacity Credit	O		9.2.1.65A		–	
>Common Channels Capacity Consumption Law	M		9.2.1.9A		–	
>Dedicated Channels Capacity Consumption Law	M		9.2.1.20A		–	
>Maximum DL Power Capability	O		9.2.1.39		–	
>Minimum Spreading Factor	O		9.2.1.47		–	
>Minimum DL Power Capability	O		9.2.1.46A		–	
>Local Cell Group ID	O		9.2.1.37A		–	
>Reference Clock availability	O		9.2.3.14A	TDD only	YES	ignore
>Power Local Cell Group ID	O		9.2.1.49B		YES	ignore
Local Cell Group Information		<i>0.. <maxLocal CellinNode B></i>			EACH	ignore
>Local Cell Group ID	M		9.2.1.37A		–	
>DL or Global Capacity Credit	M		9.2.1.20B		–	
>UL Capacity Credit	O		9.2.1.65A		–	
>Common Channels Capacity Consumption Law	M		9.2.1.9A		–	
>Dedicated Channels Capacity Consumption Law	M		9.2.1.20A		–	
Power Local Cell Group Information		<i>0.. <maxLocal CellinNode B></i>			EACH	ignore
>Power Local Cell Group ID	M		9.2.1.49B		–	
>Maximum DL Power Capability	M		9.2.1.39		–	
Criticality Diagnostics	O		9.2.1.17		YES	ignore

Range bound	Explanation
MaxCellinNodeB	Maximum number of Cell that can be configured in Node B
MaxCCPinNodeB	Maximum number of communication control ports that can exist in the Node B
MaxCPCHCell	Maximum number of CPCHes that can be defined in a Cell
MaxLocalCellinNodeB	Maximum number of Local Cells that can exist in the Node B
MaxPCPCHCell	Maximum number of PCPCHes that can be defined in a Cell
MaxSCPICHCell	Maximum number of Secondary CPICH that can be defined in a Cell.
MaxSCCPCHCell	Maximum number of Secondary CCPCH that can be defined in a Cell.
MaxFACHCell	Maximum number of FACHes that can be defined in a Cell
MaxPRACHCell	Maximum number of PRACHes that can be defined in a Cell
MaxRACHCell	Maximum number of RACHes that can be defined in a Cell
MaxFPACHCell	Maximum number of FPACHes that can be defined in a Cell

9.1.17A AUDIT FAILURE

IE/Group Name	Presence	Range	IE type and reference	Semantics description	Criticality	Assigned Criticality
Message discriminator	M		9.2.1.45		–	
Message Type	M		9.2.1.46		YES	reject
Transaction ID	M		9.2.1.62		–	
Cause	M		9.2.1.6		YES	ignore
Criticality diagnostics	O		9.2.1.17		YES	ignore

9.1.18 COMMON MEASUREMENT INITIATION REQUEST

IE/Group Name	Presence	Range	IE Type and Reference	Semantics Description	Criticality	Assigned Criticality
Message Discriminator	M		9.2.1.45		–	
Message Type	M		9.2.1.46		YES	reject
Transaction ID	M		9.2.1.62		–	
Measurement ID	M		9.2.1.42		YES	reject
Common Measurement Object Type	M		9.2.1.10		YES	reject
CHOICE Common Measurement Object Type	M				YES	reject
>Cell					–	
>>C-ID	M		9.2.1.9		–	
>>Time Slot	O		9.2.3.23	For 3.84Mcps TDD only	–	
>>Time Slot LCR	O		9.2.3.24A	For 1.28Mcps TDD only	YES	reject
>>Neighbouring Cell Measurement Information		0..<maxno MeasNCells>			GLOBAL	ignore
>>>CHOICE Neighbouring Cell Measurement Information					–	–
>>>> Neighbouring FDD Cell Measurement Information				FDD only	–	–
>>>>>Neighbouring FDD Cell Measurement Information	M		9.2.1.47C		–	–
>>>>> Neighbouring TDD Cell Measurement Information				3.84Mcps TDD only	–	–
>>>>>Neighbouring TDD Cell Measurement Information	M		9.2.1.47D		–	–
>>>>>Neighbouring TDD Cell Measurement Information LCR				1.28Mcps TDD only	–	–
>>>>>Neighbouring TDD Cell Measurement Information LCR	M		9.2.1.47E		–	–
>RACH				FDD only	–	
>>C-ID	M		9.2.1.9		–	
>>Common Transport Channel ID	M		9.2.1.14		–	
>CPCH				FDD only	–	
>>C-ID	M		9.2.1.9		–	
>>Common Transport Channel ID	M		9.2.1.14		–	
>>Spreading Factor	O		Minimum UL Channelisa		–	

			tion Code Length 9.2.2.22			
Common Measurement Type	M		9.2.1.11		YES	reject
Measurement Filter Coefficient	O		9.2.1.41		YES	reject
Report Characteristics	M		9.2.1.51		YES	reject
SFN reporting indicator	M		FN reporting indicator 9.2.1.29B		YES	reject
SFN	O		9.2.1.53A		YES	reject
Common Measurement Accuracy	O		9.2.1.9B		YES	reject

Range bound	Explanation
maxnoMeasNCells	Maximum number of neighbouring cells that can be measured on.

9.1.19 COMMON MEASUREMENT INITIATION RESPONSE

IE/Group Name	Presence	Range	IE Type and Reference	Semantics Description	Criticality	Assigned Criticality
Message Discriminator	M		9.2.1.45		–	
Message Type	M		9.2.1.46		YES	reject
Transaction ID	M		9.2.1.62		–	
Measurement ID	M		9.2.1.42		YES	ignore
CHOICE Common Measurement Object Type	O			Common Measurement Object Type that the measurement was initiated with.	YES	ignore
>Cell					YES	
>>Common Measurement value	M		9.2.1.12		–	
>RACH				FDD only	–	
>>Common Measurement Value	M		9.2.1.12		–	
>CPCH				FDD only	–	
>>Common Measurement Value	M		9.2.1.12		–	
SFN	O		9.2.1.53A	Common Measurement Time Reference	YES	ignore
Criticality Diagnostics	O		9.2.1.17		YES	ignore
Common Measurement Achieved Accuracy	O		Common Measurement Accuracy 9.2.1.9B		YES	ignore

9.1.20 COMMON MEASUREMENT INITIATION FAILURE

IE/Group Name	Presence	Range	IE Type and Reference	Semantics Description	Criticality	Assigned Criticality
Message Discriminator	M		9.2.1.45		–	
Message Type	M		9.2.1.46		YES	reject
Transaction ID	M		9.2.1.62		–	
Measurement ID	M		9.2.1.42		YES	ignore
Cause	M		9.2.1.6		YES	ignore
Criticality Diagnostics	O		9.2.1.17		YES	ignore

9.1.21 COMMON MEASUREMENT REPORT

IE/Group Name	Presence	Range	IE Type and Reference	Semantics Description	Criticality	Assigned Criticality
Message Discriminator	M		9.2.1.45		–	
Message Type	M		9.2.1.46		YES	ignore
Transaction ID	M		9.2.1.62		–	
Measurement ID	M		9.2.1.42		YES	ignore
CHOICE Common Measurement Object Type	M			Common Measurement Object Type that the measurement was initiated with.	YES	ignore
>Cell					–	
>>Common Measurement Value Information	M		9.2.1.12A		–	
>RACH				FDD only	–	
>>Common Measurement Value Information	M		9.2.1.12A		–	
>CPCH				FDD only	–	
>>Common Measurement Value Information	M		9.2.1.12A			
SFN	O		9.2.1.53A	Common Measurement Time Reference	YES	ignore

9.1.22 COMMON MEASUREMENT TERMINATION REQUEST

IE/Group Name	Presence	Range	IE Type and Reference	Semantics Description	Criticality	Assigned Criticality
Message Discriminator	M		9.2.1.45		–	
Message Type	M		9.2.1.46		YES	ignore
Transaction ID	M		9.2.1.62		–	
Measurement ID	M		9.2.1.42		YES	ignore

9.1.23 COMMON MEASUREMENT FAILURE INDICATION

IE/Group Name	Presence	Range	IE Type and Reference	Semantics Description	Criticality	Assigned Criticality
Message Discriminator	M		9.2.1.45		–	
Message Type	M		9.2.1.46		YES	ignore
Transaction ID	M		9.2.1.62		–	
Measurement ID	M		9.2.1.42		YES	ignore
Cause	M		9.2.1.6		YES	ignore

9.1.24 CELL SETUP REQUEST

9.1.24.1 FDD Message

IE/Group Name	Presence	Range	IE type and Reference	Semantics description	Criticality	Assigned Criticality
Message Discriminator	M		9.2.1.45		–	
Message Type	M		9.2.1.46		YES	reject
Transaction ID	M		9.2.1.62		–	
Local Cell ID	M		9.2.1.38		YES	reject
C-ID	M		9.2.1.9		YES	reject
Configuration Generation ID	M		9.2.1.16		YES	reject
T Cell	M		9.2.2.49		YES	reject
UARFCN	M		9.2.1.65	Corresponds to Nu [14]	YES	reject
UARFCN	M		9.2.1.65	Corresponds to Nd [14]	YES	reject

Maximum Transmission Power	M		9.2.1.40		YES	reject
Closed Loop Timing Adjustment Mode	O		9.2.2.2A		YES	reject
Primary Scrambling Code	M		9.2.2.34		YES	reject
Synchronisation Configuration		1			YES	reject
>N_INSYNC_IND	M		9.2.1.47A		–	
>N_OUTSYNC_IND	M		9.2.1.47B		–	
>T_RLFAILURE	M		9.2.1.56A		–	
DL TPC pattern 01 count	M		9.2.2.13A		YES	reject
Primary SCH Information		1			YES	reject
>Common Physical Channel ID	M		9.2.1.13		–	
>Primary SCH Power	M		DL Power 9.2.1.21		–	
>TSTD Indicator	M		9.2.1.64		–	
Secondary SCH Information		1			YES	reject
>Common Physical Channel ID	M		9.2.1.13		–	
>Secondary SCH power	M		DL Power 9.2.1.21		–	
>TSTD Indicator	M		9.2.1.64		–	
Primary CPICH Information		1			YES	reject
>Common Physical Channel ID	M		9.2.1.13		–	
>Primary CPICH power	M		9.2.2.33		–	
>Transmit Diversity Indicator	M		9.2.2.53		–	
Secondary CPICH Information		0..<maxSC PICHCell>			EACH	reject
>Common Physical Channel ID	M		9.2.1.13		–	
>DL Scrambling code	M		9.2.2.13		–	
>FDD DL Channelisation Code Number	M		9.2.2.14		–	
>Secondary CPICH Power	M		DL Power 9.2.1.21		–	
>Transmit Diversity Indicator	M		9.2.2.53		–	
Primary CCPCH Information		1			YES	reject
>Common Physical Channel ID	M		9.2.1.13		–	
>BCH Information		1			–	
>>Common Transport Channel ID	M		9.2.1.14		–	
>>BCH Power	M		DL Power 9.2.1.21		–	
>STTD Indicator	M		9.2.2.48		–	
Limited power increase information		1			YES	reject
>Power_Raise_Limit	M		9.2.2.29A		–	
>DL_power_averaging_window_size	M		9.2.2.12A		–	
IPDL Parameter Information		0..1			YES	reject
>IPDL FDD Parameters	M		9.2.2.18C		–	
>IPDL Indicator	M		9.2.1.36F		–	
PDSCH information		0..1			YES	reject
>Maximum PDSCH Power	O		9.2.2.21A		–	

Range bound	Explanation
MaxSCPICHCell	Maximum number of Secondary CPICH that can be defined in a Cell.

9.1.24.2 TDD Message

IE/Group Name	Presence	Range	IE type and reference	Semantics description	Criticality	Assigned Criticality
Message Discriminator	M		9.2.1.45		–	
Message Type	M		9.2.1.46		YES	reject
Transaction ID	M		9.2.1.62		–	
Local Cell ID	M		9.2.1.38		YES	reject
C-ID	M		9.2.1.9		YES	reject
Configuration Generation Id	M		9.2.1.16		YES	reject
UARFCN	M		9.2.1.65	Corresponds to Nt [15]	YES	reject
Cell Parameter ID	M		9.2.3.4		YES	reject
Maximum Transmission Power	M		9.2.1.40		YES	reject
Transmission Diversity Applied	M		9.2.3.26	On DCHs	YES	reject
Sync Case	M		9.2.3.18		YES	reject
Synchronisation Configuration		1			YES	reject
>N_INSYNC_IND	M		9.2.1.47A		–	
>N_OUTSYNC_IND	M		9.2.1.47B		–	
>T_RLFAILURE	M		9.2.1.56A		–	
DPCH Constant Value	M		Constant Value		YES	reject
PUSCH Constant Value	M		Constant Value		YES	reject
PRACH Constant Value	M		Constant Value		YES	reject
Timing Advance Applied	M		9.2.3.22A		YES	reject
SCH Information		0..1		Mandatory For 3.84Mcps TDD only	YES	reject
>Common Physical Channel ID	M		9.2.1.13		–	
>CHOICE Sync Case	M				YES	reject
>>Case 1					–	
>>>Time Slot	M		9.2.3.23		–	
>>Case 2					–	
>>>SCH Time Slot	M		9.2.3.17		–	
>SCH Power	M		DL Power 9.2.1.21		–	
>TSTD Indicator	M		9.2.1.64		–	
PCCPCH Information		0..1		Mandatory For 3.84Mcps TDD only	YES	reject
>Common Physical Channel ID	M		9.2.1.13		–	
>TDD Physical Channel Offset	M		9.2.3.20		–	
>Repetition Period	M		9.2.3.16		–	
>Repetition Length	M		9.2.3.15		–	
>PCCPCH Power	M		9.2.3.9		–	
>SCTD Indicator	M		9.2.3.30		–	
Time Slot Configuration		0 .. 15		Mandatory For 3.84Mcps TDD only	GLOBAL	reject
>Time Slot	M		9.2.3.23		–	
>Time Slot Status	M		9.2.3.25		–	
>Time Slot Direction	M		9.2.3.24		–	

Time Slot Configuration LCR		0 .. 7		Mandatory For 1.28Mcps TDD only	GLOBAL	reject
>Time Slot LCR	M		9.2.3.24A		–	
>Time Slot Status	M		9.2.3.25		–	
>Time Slot Direction	M		9.2.3.24		–	
PCCPCH Information LCR		0..1		Mandatory For 1.28Mcps TDD only	YES	reject
>Common physical channel ID	M		9.2.1.13		–	
>TDD Physical Channel Offset	M		9.2.3.20		–	
>Repetition Period	M		9.2.3.16		–	
>Repetition Length	M		9.2.3.15		–	
>PCCPCH Power	M		9.2.3.9		–	
>SCTD Indicator	M		9.2.3.30		–	
>TSTD Indicator	M		9.2.1.64		–	
DwPCH Information		0..1		Mandatory For 1.28Mcps TDD only	YES	reject
>Common Physical Channel ID	M		9.2.1.13		–	
>TSTD Indicator	M		9.2.1.64		–	
>SYNC_DL Code ID	M		9.2.3.18B		–	
>DwPCH Power	M		9.2.3.5B		–	
Reference SFN offset	O		9.2.3.14B		YES	ignore
IPDL Parameter Information		0..1		For 3.84 Mcps TDD only	YES	reject
>IPDL TDD Parameters	M		9.2.3.5D		–	
>IPDL Indicator	M		9.2.1.36F		–	
IPDL Parameter Information LCR		0..1		For 1.28Mcps TDD only	YES	reject
>IPDL TDD Parameters LCR	M		9.2.3.5H		–	
>IPDL Indicator	M		9.2.1.36F		–	

9.1.25 CELL SETUP RESPONSE

IE/Group Name	Presence	Range	IE type and reference	Semantics description	Criticality	Assigned Criticality
Message Discriminator	M		9.2.1.45		–	
Message Type	M		9.2.1.46		YES	reject
Transaction ID	M		9.2.1.62		–	
Criticality Diagnostics	O		9.2.1.17		YES	ignore

9.1.26 CELL SETUP FAILURE

IE/Group Name	Presence	Range	IE type and reference	Semantics description	Criticality	Assigned Criticality
Message Discriminator	M		9.2.1.45		–	
Message Type	M		9.2.1.46		YES	reject
Transaction ID	M		9.2.1.62		–	
Cause	M		9.2.1.6		YES	ignore
Criticality Diagnostics	O		9.2.1.17		YES	ignore

9.1.27 CELL RECONFIGURATION REQUEST

9.1.27.1 FDD Message

IE/Group Name	Presence	Range	IE type and reference	Semantics description	Criticality	Assigned Criticality
Message Discriminator	M		9.2.1.45		–	
Message Type	M		9.2.1.46		YES	reject
Transaction ID	M		9.2.1.62		–	
C-ID	M		9.2.1.9		YES	reject
Configuration Generation ID	M		9.2.1.16		YES	reject
Maximum Transmission Power	O		9.2.1.40		YES	reject
Synchronisation Configuration		0,1			YES	reject
>N_INSYNC_IND	M		9.2.1.47A		–	
>N_OUTSYNC_IND	M		9.2.1.47B		–	
>T_RLFAILURE	M		9.2.1.56A		–	
Primary SCH Information		0,1			YES	reject
>Common Physical Channel ID	M		9.2.1.13		–	
>Primary SCH power	M		DL Power 9.2.1.21		–	
Secondary SCH Information		0,1			YES	reject
>Common Physical Channel ID	M		9.2.1.13		–	
>Secondary SCH power	M		DL Power 9.2.1.21		–	
Primary CPICH Information		0,1			YES	reject
>Common Physical Channel ID	M		9.2.1.13		–	
>Primary CPICH power	M		9.2.2.33		–	
Secondary CPICH Information		0..<maxSC PICHCell>			YES	reject
>Common Physical Channel ID	M		9.2.1.13		–	
>Secondary CPICH Power	M		DL Power 9.2.1.21		–	
Primary CCPCH Information		0,1			YES	reject
> BCH Information		1			–	
>>Common Transport Channel ID	M		9.2.1.14		–	
>>BCH Power	M		DL Power 9.2.1.21		–	
IPDL Parameter Information		0..1			YES	reject
>IPDL FDD Parameters	O		9.2.2.18C		–	
>IPDL Indicator	M		9.2.1.36F		–	
PDSCH information		0..1			YES	reject
>Maximum PDSCH Power	O				–	

Range bound	Explanation
MaxSCPICHCell	Maximum number of Secondary CPICH that can be defined in a Cell.

9.1.27.2 TDD Message

IE/Group Name	Presence	Range	IE type and reference	Semantics description	Criticality	Assigned Criticality
Message Discriminator	M		9.2.1.45		–	
Message Type	M		9.2.1.46		YES	reject
Transaction ID	M		9.2.1.62		–	
C-ID	M		9.2.1.9		YES	reject
Configuration Generation ID	M		9.2.1.16		YES	reject
Synchronisation Configuration		0,1			YES	reject
>N_INSYNC_IND	M		9.2.1.47A		–	
>N_OUTSYNC_IND	M		9.2.1.47B		–	
>T_RLFAILURE	M		9.2.1.56A		–	
Timing Advance Applied	O		9.2.3.22A	For 3.84Mcps TDD only	YES	reject
SCH Information		0,1		For 3.84Mcps TDD only	YES	reject
>Common Physical Channel ID	M		9.2.1.13		–	
>SCH Power	M		DL Power 9.2.1.21		–	
PCCPCH Information		0,1			YES	reject
>Common Physical Channel ID	M		9.2.1.13		–	
>PCCPCH Power	M		9.2.3.9		–	
Maximum Transmission Power	O		9.2.1.40		YES	reject
DPCH Constant Value	O		Constant Value		YES	reject
PUSCH Constant Value	O		Constant Value		YES	reject
PRACH Constant Value	O		Constant Value		YES	reject
Time Slot Configuration		0..15		Mandatory For 3.84Mcps TDD only	GLOBAL	reject
>Time Slot	M		9.2.3.23		–	
>Time Slot Status	M		9.2.3.25		–	
>Time Slot Direction	M		9.2.3.24		–	
Time Slot Configuration LCR		0 .. 7		Mandatory For 1.28Mcps TDD only	GLOBAL	reject
>Time Slot LCR	M		9.2.3.24A		–	
>Time Slot Status	M		9.2.3.25		–	
>Time Slot Direction	M		9.2.3.24		–	
DwPCH Information		0 .. 1		Mandatory For 1.28Mcps TDD only	YES	reject
>Common Physical Channel ID	M		9.2.1.13		–	
>DwPCH Power	M		9.2.3.5B		–	
IPDL Parameter Information		0..1		For 3.84Mcps TDD only	YES	reject
>IPDL TDD Parameters	O		9.2.3.5D		–	
>IPDL Indicator	M		9.2.1.36F		–	
IPDL Parameter Information LCR		0..1		For 1.28Mcps TDD only	YES	reject

>IPDL TDD Parameters LCR	O		9.2.3.5H		–	
>IPDL Indicator	M		9.2.1.36F		–	

9.1.28 CELL RECONFIGURATION RESPONSE

IE/Group Name	Presence	Range	IE type and reference	Semantics description	Criticality	Assigned Criticality
Message Discriminator	M		9.2.1.45		–	
Message Type	M		9.2.1.46		YES	reject
Transaction ID	M		9.2.1.62		–	
Criticality Diagnostics	O		9.2.1.17		YES	ignore

9.1.29 CELL RECONFIGURATION FAILURE

IE/Group Name	Presence	Range	IE type and reference	Semantics description	Criticality	Assigned Criticality
Message Discriminator	M		9.2.1.45		–	
Message Type	M		9.2.1.46		YES	reject
Transaction ID	M		9.2.1.62		–	
Cause	M		9.2.1.6		YES	ignore
Criticality Diagnostics	O		9.2.1.17		YES	ignore

9.1.30 CELL DELETION REQUEST

IE/Group Name	Presence	Range	IE type and reference	Semantics description	Criticality	Assigned Criticality
Message Discriminator	M		9.2.1.45		–	
Message Type	M		9.2.1.46		YES	reject
Transaction ID	M		9.2.1.62		–	
C-ID	M		9.2.1.9		YES	reject

9.1.31 CELL DELETION RESPONSE

IE/Group Name	Presence	Range	IE type and reference	Semantics description	Criticality	Assigned Criticality
Message Discriminator	M		9.2.1.45		–	
Message Type	M		9.2.1.46		YES	reject
Transaction ID	M		9.2.1.62		–	
Criticality Diagnostics	O		9.2.1.17		YES	ignore

9.1.32 RESOURCE STATUS INDICATION

IE/Group Name	Presence	Range	IE type and reference	Semantics description	Criticality	Assigned Criticality
Message Discriminator	M		9.2.1.45		–	
Message Type	M		9.2.1.46		YES	ignore
Transaction ID	M		9.2.1.62		–	
Indication Type	M		9.2.1.36		YES	ignore
CHOICE <i>Indication Type</i>	M				YES	ignore
> <i>No Failure</i>					–	
>>Local Cell Information		<i>1.. <max LocalCellin NodeB ></i>			EACH	ignore
>>>Local Cell ID	M		9.2.1.38		–	
>>>Add/Delete Indicator	M		9.2.1.1		–	
>>>DL or Global Capacity Credit	C-add		9.2.1.20B		–	
>>>UL Capacity Credit	O		9.2.1.65A		–	
>>>Common Channels Capacity Consumption Law	C-add		9.2.1.9A		–	
>>>Dedicated Channels Capacity Consumption Law	C-add		9.2.1.20A		–	
>>>Maximum DL Power Capability	C-add		9.2.1.39		–	
>>>Minimum Spreading Factor	C-add		9.2.1.47		–	
>>>Minimum DL Power Capability	C-add		9.2.1.46A		–	
>>>Reference Clock availability	C-add		9.2.3.14A	TDD only	YES	ignore
>>>Local Cell Group ID	O		9.2.1.37A		–	
>>>Power Local Cell Group ID	O		9.2.1.49B		YES	ignore
>>Local Cell Group Information		<i>0.. <maxLocal CellinNode B></i>			EACH	ignore
>>>Local Cell Group ID	M		9.2.1.37A		–	
>>>DL or Global Capacity Credit	M		9.2.1.20B		–	
>>>UL Capacity Credit	O		9.2.1.65A		–	
>>>Common Channels Capacity Consumption Law	M		9.2.1.9A		–	
>>>Dedicated Channels Capacity Consumption Law	M		9.2.1.20A		–	
>>Power Local Cell Group Information		<i>0.. <maxLocal CellinNode B></i>			EACH	ignore
>>>Power Local Cell Group ID	M		9.2.1.49B		–	
>>>Maximum DL	M		9.2.1.39		–	

Power Capability						
>Service Impacting					-	
>>Local Cell Information		0.. <maxLocal CellinNode B>			EACH	ignore
>>>Local Cell ID	M		9.2.1.38		-	
>>>DL or Global Capacity Credit	O		9.2.1.20B		-	
>>>UL Capacity Credit	O		9.2.1.65A		-	
>>>Common Channels Capacity Consumption Law	O		9.2.1.9A		-	
>>>Dedicated Channels Capacity Consumption Law	O		9.2.1.20A		-	
>>>Maximum DL Power Capability	O		9.2.1.39		-	
>>>Minimum Spreading Factor	O		9.2.1.47		-	
>>>Minimum DL Power Capability	O		9.2.1.46A		-	
>>>Reference Clock availability	O		9.2.3.14A	TDD only	YES	ignore
>>Local Cell Group Information		0.. <maxLocal CellinNode B>			EACH	ignore
>>>Local Cell Group ID	M		9.2.1.37A		-	
>>>DL or Global Capacity Credit	O		9.2.1.20B		-	
>>>UL Capacity Credit	O		9.2.1.65A		-	
>>>Common Channels Capacity Consumption Law	O		9.2.1.9A		-	
>>>Dedicated Channels Capacity Consumption Law	O		9.2.1.20A		-	
>>Power Local Cell Group Information		0.. <maxLocal CellinNode B>			EACH	ignore
>>>Power Local Cell Group ID	M		9.2.1.49B		-	
>>>Maximum DL Power Capability	M		9.2.1.39		-	
>>Communication Control Port Information		0.. <maxCCPi nNodeB>			EACH	ignore
>>>Communication Control Port ID	M		9.2.1.15		-	
>>>Resource Operational State	M		9.2.1.52		-	
>>>Availability Status	M		9.2.1.2		-	
>>Cell Information		0.. <maxCellin NodeB>			EACH	ignore
>>>C-ID	M		9.2.1.9		-	

>>>Resource Operational State	O		9.2.1.52		–	
>>>Availability Status	O		9.2.1.2		–	
>>>Primary SCH Information	O		Common Physical Channel Status Information 9.2.1.13A	FDD only	YES	ignore
>>>Secondary SCH Information	O		Common Physical Channel Status Information 9.2.1.13A	FDD only	YES	ignore
>>>Primary CPICH Information	O		Common Physical Channel Status Information 9.2.1.13A	FDD only	YES	ignore
>>>Secondary CPICH Information		0..<maxSC PICHCell>		FDD only	EACH	ignore
>>>>Secondary CPICH Individual Information	M		Common Physical Channel Status Information 9.2.1.13A		–	
>>>Primary CCPCH Information	O		Common Physical Channel Status Information 9.2.1.13A		YES	ignore
>>>BCH Information	O		Common Transport Channel Status Information 9.2.1.14B		YES	ignore
>>>Secondary CCPCH Information		0..<maxSC CPCHCell >			EACH	ignore
>>>>Secondary CCPCH Individual Information	M		Common Physical Channel Status Information 9.2.1.13A		–	
>>>PCH Information	O		Common Transport Channel Status Information 9.2.1.14B		YES	ignore
>>>PICH Information	O		Common Physical Channel Status Information 9.2.1.13A		YES	ignore
>>>FACH Information		0..<maxFACHCell>			EACH	ignore
>>>>FACH Individual Information	M		Common Transport		–	

			Channel Status Information 9.2.1.14B			
>>>PRACH Information		<i>0..<maxPRA CHCell></i>			EACH	ignore
>>>>PRACH Individual Information	M		Common Physical Channel Status Information 9.2.1.13A		–	
>>>RACH Information		<i>0..<maxPRA CHCell></i>			EACH	ignore
>>>>RACH Individual Information	M		Common Transport Channel Status Information 9.2.1.14B		–	
>>>AICH Information		<i>0..<maxPRA CHCell></i>		FDD only	EACH	ignore
>>>>AICH Individual Information	M		Common Physical Channel Status Information 9.2.1.13A		–	
>>>PCPCH Information		<i>0..<maxPC PCHCell></i>		FDD only	EACH	ignore
>>>>PCPCH Individual Information	M		Common Physical Channel Status Information 9.2.1.13A		–	
>>>CPCH Information		<i>0..<maxCPC HCell></i>		FDD only	EACH	ignore
>>>>CPCH Individual Information	M		Common Transport Channel Status Information 9.2.1.14B		–	
>>>AP-AICH Information		<i>0..<maxCPC HCell></i>		FDD only	EACH	ignore
>>>>AP-AICH Individual Information	M		Common Physical Channel Status Information 9.2.1.13A		–	
>>>CD/CA-ICH Information		<i>0..<maxCPC HCell></i>		FDD only	EACH	ignore
>>>>CD/CA-ICH Individual Information	M		Common Physical Channel Status Information 9.2.1.13A		–	
>>>SCH Information	O		Common Physical	3.84Mcps TDD only	YES	ignore

			Channel Status Information 9.2.1.13A			
>>>FPACH Information		0 .. <maxFPA CHCell>		For 1.28Mcps TDD only	EACH	ignore
>>>>FPACH Individual Information	M		Common Physical Channel Status Information 9.2.1.13A		–	
>>>DwPCH Information	O		Common Physical Channel Status Information 9.2.1.13A	For 1.28Mcps TDD only	YES	ignore
Cause	O		9.2.1.6		YES	ignore

Condition	Explanation
add	The IE shall be present if the <i>Add/Delete Indicator</i> IE is set to "Add".

Range bound	Explanation
<i>MaxLocalCellinNodeB</i>	Maximum number of Local Cells that can exist in the Node B
<i>MaxCellinNodeB</i>	Maximum number of C ID that can be configured in Node B
<i>MaxCPCHCell</i>	Maximum number of CPCHes that can be defined in a Cell
<i>MaxSCPICHCell</i>	Maximum number of Secondary CPICH that can be defined in a Cell.
<i>MaxSCCPCHCell</i>	Maximum number of Secondary CCPCH that can be defined in a Cell.
<i>MaxFACHCell</i>	Maximum number of FACHes that can be defined in a Cell
<i>MaxPCPCHCell</i>	Maximum number of PCPCHes that can be defined in a Cell
MaxPRACHCell	Maximum number of PRACHes and AICHes that can be defined in a Cell
<i>MaxCCPinNodeB</i>	Maximum number of communication control ports that can exist in the Node B
<i>MaxFPACHCell</i>	Maximum number of FPACHes that can be defined in a Cell

9.1.33 SYSTEM INFORMATION UPDATE REQUEST

IE/Group Name	Presence	Range	IE type and reference	Semantics description	Criticality	Assigned Criticality
Message Discriminator	M		9.2.1.45		–	
Message Type	M		9.2.1.46		YES	reject
Transaction ID	M		9.2.1.62		–	

C-ID	M		9.2.1.9		YES	reject
BCCH Modification Time	O		9.2.1.3		YES	reject
MIB/SB/SIB Information		1.. <i>maxIB</i>			GLOBAL	reject
>IB Type	M		9.2.1.35		–	
>IB OC ID	M		9.2.1.31A	In one message, every occurrence of IB Type can only be deleted once and/or added once.	–	
>CHOICE <i>IB DeletionIndicator</i>	M				–	
>> <i>NoDeletion</i>					–	
>>>SIB Originator	C-SIB		9.2.1.55		–	
>>>IB SG REP	O		9.2.1.34		–	
>>>Segment Information		1.. <i>maxIBSEG</i>			GLOBAL	reject
>>>>IB SG POS	O		9.2.1.33		–	
>>>>Segment type	C – CRNCOrigination		9.2.1.53B		–	
>>>>IB SG DATA	C – CRNCOrigination		9.2.1.32		–	
>> <i>Deletion</i>			NULL		–	

Range bound	Explanation
1.. <i>maxIB</i>	Maximum number of information Blocks supported in one message.
1.. <i>maxIBSEG</i>	Maximum number of segments for one Information Block

Condition	Explanation
CRNCOrigination	The IE shall be present if the <i>SIB Originator</i> IE is set to "CRNC" or if the <i>IB Type</i> IE is set to "MIB", "SB1" or "SB2".
SIB	Th IE shall be present if the <i>IB Type</i> IE is set to "SIB".

9.1.34 SYSTEM INFORMATION UPDATE RESPONSE

IE/Group Name	Presence	Range	IE type and reference	Semantics description	Criticality	Assigned Criticality
Message Discriminator	M		9.2.1.45		–	
Message Type	M		9.2.1.46		YES	reject
Transaction ID	M		9.2.1.62		–	
Criticality Diagnostics	O		9.2.1.17		YES	ignore

9.1.35 SYSTEM INFORMATION UPDATE FAILURE

IE/Group Name	Presence	Range	IE type and reference	Semantics description	Criticality	Assigned Criticality
Message Discriminator	M		9.2.1.45		–	
Message Type	M		9.2.1.46		YES	reject
Transaction ID	M		9.2.1.62		–	
Cause	M		9.2.1.6		YES	ignore
Criticality Diagnostics	O		9.2.1.17		YES	ignore

9.1.36 RADIO LINK SETUP REQUEST

9.1.36.1 FDD message

IE/Group Name	Presence	Range	IE type and reference	Semantics description	Criticality	Assigned Criticality
Message Discriminator	M		9.2.1.45		–	
Message Type	M		9.2.1.46		YES	reject
CRNC Communication Context ID	M		9.2.1.18	The reserved value "All CRNCC C" shall not be used.	YES	reject
Transaction ID	M		9.2.1.62		–	
UL DPCH Information		1			YES	reject
>UL Scrambling Code	M		9.2.2.59		–	
>Min UL Channelisation Code length	M		9.2.2.22		–	
>Max Number of UL DPDCHs	C – CodeLen		9.2.2.21		–	
>puncture Limit	M		9.2.1.50	For UL	–	
>TFCS	M		9.2.1.58	for UL	–	
>UL DPCCH Slot Format	M		9.2.2.57		–	
> UL SIR Target	M		UL SIR 9.2.1.67A		–	
>Diversity mode	M		9.2.2.9		–	
>SSDT cell ID Length	O		9.2.2.45		–	
>S Field Length	O		9.2.2.40		–	
>DPC mode	O		9.2.2.13C		YES	reject
DL DPCH Information		1			YES	reject
>TFCS	M		9.2.1.58	For DL	–	
>DL DPCH Slot Format	M		9.2.2.10		–	
>TFCI signalling mode	M		9.2.2.50		–	
>TFCI presence	C- SlotFormat		9.2.1.57		–	
>Multiplexing Position	M		9.2.2.23		–	
>PDSCH RL ID	C-DSCH		RL ID 9.2.1.53		–	
>PDSCH code mapping	C-DSCH		9.2.2.25		–	
>Power Offset Information		1			–	
>>PO1	M		Power Offset 9.2.2.29	Power offset for the TFCI bits	–	
>>PO2	M		Power Offset 9.2.2.29	Power offset for the TPC bits	–	
>>PO3	M		Power Offset 9.2.2.29	Power offset for the pilot bits	–	
>FDD TPC DL Step Size	M		9.2.2.16		–	
>Limited Power Increase	M		9.2.2.18A		–	
>Inner Loop DL PC Status	M		9.2.2.18B		–	
DCH Information	M		DCH FDD Information 9.2.2.4D		YES	reject
DSCH Information	O		DSCH FDD Information 9.2.2.13B		YES	reject

TFCI2 bearer information		0..1			YES	ignore
>ToAWS	M		9.2.1.61		-	
>ToAWE	M		9.2.1.60		-	
RL Information		1 to <maxnoof RLs>			EACH	notify
>RL ID	M		9.2.1.53		-	
>C-ID	M		9.2.1.9		-	
>First RLS Indicator	M		9.2.2.16A		-	
>Frame Offset	M		9.2.1.31		-	
>Chip Offset	M		9.2.2.2		-	
>Propagation Delay	O		9.2.2.35		-	
>Diversity Control Field	C – NotFirstRL		9.2.1.25		-	
>DL Code Information	M		FDD DL Code Information 9.2.2.14A		-	
>Initial DL transmission Power	M		DL Power 9.2.1.21	Initial power on DPCH	-	
>Maximum DL power	M		DL Power 9.2.1.21	Maximum allowed power on DPCH	-	
>Minimum DL power	M		DL Power 9.2.1.21	Minimum allowed power on DPCH	-	
>SSDT Cell Identity	O		9.2.2.44		-	
>Transmit Diversity Indicator	C – Diversity mode		9.2.2.53		-	
>SSDT Cell Identity for EDSCHPC	C- EDSCHPC		9.2.2.44A		YES	ignore
>RL specific DCH Information	O		9.2.1.XXX		YES	ignore
>Delayed Activation	O		9.2.1.24C		YES	reject
Transmission Gap Pattern Sequence Information	O		9.2.2.53A		YES	reject
Active Pattern Sequence Information	O		9.2.2.A		YES	reject
DSCH Common Information	O		DSCH FDD Common Information 9.2.2.13D		YES	ignore
DL Power Balancing Information	O		9.2.2.12B		YES	ignore
HS-DSCH Information	O		HS-DSCH FDD Information 9.2.2.18D		YES	reject
HS-DSCH-RNTI	O		INTEGER 9.2.1.31J		YES	reject
HS-PDSCH RL ID	C – InfoHSDS CH		RL ID 9.2.1.53		YES	reject

Condition	Explanation
CodeLen	The IE shall be present if <i>Min UL Channelisation Code Length</i> IE equals to 4.
NotFirstRL	The IE shall be present if the RL is not the first one in the <i>RL Information</i> IE.
DSCH	The IE shall be present if the <i>DSCH Information</i> IE is present.
SlotFormat	The IE shall be present if the <i>DL DPCH Slot Format</i> IE is equal to any of the values from 12 to 16.
Diversity mode	The IE shall be present if <i>Diversity Mode</i> IE in <i>UL DPCH Information</i> IE is not set to "none".
EDSCHPC	The IE shall be present if <i>Enhanced DSCH PC</i> IE is present in the <i>DSCH Common Information</i> IE.
InfoHSDSCH	The IE shall be present if <i>HS-DSCH FDD Information</i> IE is present as well

Range bound	Explanation
MaxnoofRLs	Maximum number of RLs for one UE.

9.1.36.2 TDD message

IE/Group Name	Presence	Range	IE type and reference	Semantics description	Criticality	Assigned Criticality
Message Discriminator	M		9.2.1.45		–	
Message Type	M		9.2.1.46		YES	reject
CRNC Communication Context ID	M		9.2.1.18	The reserved value "All CRNCC C" shall not be used.	YES	reject
Transaction ID	M		9.2.1.62		–	
UL CCTrCH Information		0 to <maxno CCTrCH>			EACH	notify
>CCTrCH ID	M		9.2.3.3		–	
>TFCS	M		9.2.1.58		–	
>TFCI Coding	M		9.2.3.22		–	
>Puncture Limit	M		9.2.1.50		–	
> UL SIR Target	O		UL SIR 9.2.1.67A	Mandatory for 1.28Mcps TDD; not applicable for 3.84Mcps TDD	YES	reject
>UL DPCH Information		0..1		For 3.84Mcps TDD only	YES	notify
>>Repetition Period	M		9.2.3.16		–	
>>Repetition Length	M		9.2.3.15		–	
>>TDD DPCH Offset	M		9.2.3.19A		–	
>>UL Timeslot Information	M		9.2.3.26C		–	
>UL DPCH Information LCR		0..1		For 1.28Mcps TDD only	YES	notify
>>Repetition Period	M		9.2.3.16		–	
>>Repetition Length	M		9.2.3.15		–	
>>TDD DPCH Offset	M		9.2.3.19A		–	
>>UL Timeslot Information LCR	M		9.2.3.26E		–	
DL CCTrCH Information		0 to <maxno CCTrCH>			EACH	notify
>CCTrCH ID	M		9.2.3.3		–	
>TFCS	M		9.2.1.58		–	
>TFCI Coding	M		9.2.3.22		–	
>Puncture Limit	M		9.2.1.50		–	
>TDD TPC DL Step Size	M		9.2.3.21		–	
>TPC CCTrCH List		0 to <maxno CCTrCH>		List of uplink CCTrCH which provide TPC	–	
>>TPC CCTrCH ID	M		CCTrCH ID 9.2.3.3		–	
>DL DPCH information		0..1		For 3.84Mcps TDD only	YES	notify
>>Repetition Period	M		9.2.3.16		–	
>>Repetition Length	M		9.2.3.15		–	
>>TDD DPCH Offset	M		9.2.3.19A		–	

>>DL Timeslot Information	M		9.2.3.4E		–	
>DL DPCH information LCR		0..1		For 1.28Mcps TDD only	YES	notify
>>Repetition Period	M		9.2.3.16		–	
>>Repetition Length	M		9.2.3.15		–	
>>TDD DPCH Offset	M		9.2.3.19A		–	
>>DL Timeslot Information LCR	M		9.2.3.4O		–	
>>TSTD Indicator	M		9.2.1.64		–	
>CCTrCH Initial DL Transmission Power	O		DL Power 9.2.1.21	Initial power on DPCH	YES	ignore
DCH Information	O		DCH TDD Information 9.2.3.4C		YES	reject
DSCH Information	O		DSCH TDD Information 9.2.3.5A		YES	reject
USCH Information	O		9.2.3.28		YES	reject
RL Information		1			YES	reject
>RL ID	M		9.2.1.53		–	
>C-ID	M		9.2.1.9		–	
>Frame Offset	M		9.2.1.31		–	
>Special Burst Scheduling	M		9.2.3.18A		–	
>Initial DL transmission Power	M		DL Power 9.2.1.21	Initial power on DPCH	–	
>Maximum DL power	M		DL Power 9.2.1.21	Maximum allowed power on DPCH	–	
>Minimum DL power	M		DL Power 9.2.1.21	Minimum allowed power on DPCH	–	
>DL Time Slot ISCP Info	O		9.2.3.4F	For 3.84Mcps TDD only	–	
>DL Time Slot ISCP Info LCR	O		9.2.3.40A	For 1.28Mcps TDD only	YES	reject
>RL specific DCH Information	O		9.2.1.XXX		YES	ignore
>Delayed Activation	O		9.2.1.24C		YES	reject
HS-DSCH Information	O		HS-DSCH TDD Information 9.2.3.5F		YES	reject
HS-DSCH-RNTI	O		INTEGER 9.2.1.31J		YES	reject
HS-PDSCH RL ID	C – InfoHSDSCH		RL ID 9.2.1.53		YES	reject

Range bound	Explanation
MaxnoCCTrCH	Number of CCTrCH for one UE.

9.1.37 RADIO LINK SETUP RESPONSE

9.1.37.1 FDD message

IE/Group Name	Presence	Range	IE type and reference	Semantics description	Criticality	Assigned Criticality
Message Discriminator	M		9.2.1.45		–	
Message Type	M		9.2.1.46		YES	reject
CRNC Communication Context ID	M		9.2.1.18	The reserved value "All CRNCC C" shall not be used.	YES	ignore
Transaction ID	M		9.2.1.62		–	
Node B Communication Context ID	M		9.2.1.48	The reserved value "All NBCC" shall not be used.	YES	ignore
Communication Control Port ID	M		9.2.1.15		YES	ignore
RL Information Response		1 to <maxnoofRLs>			EACH	ignore
>RL ID	M		9.2.1.53		–	
>RL Set ID	M		9.2.2.39			
>Received total wide band power	M		9.2.2.39A		–	
>Diversity Indication	C-NotFirstRL		9.2.1.26		–	
>CHOICE <i>diversity Indication</i>	M				–	
>>Combining					–	
>>>RL ID	M		9.2.1.53	Reference RL ID for the combining	–	
>>Non Combining or First RL					–	
>>>DCH Information Response	M		9.2.1.20C		-	
>DSCH Information Response	O		9.2.1.27A		YES	ignore
>SSDT Support Indicator	M		9.2.2.46		–	
>DL Power Balancing Activation Indicator	O		9.2.2.12C		YES	ignore
>HS-DSCH Information Response	O		HS-DSCH FDD Information Response 9.2.2.18E		YES	ignore
TFCI2 Bearer Information Response	O		9.2.2.49A		YES	ignore
Criticality Diagnostics	O		9.2.1.17		YES	ignore

Condition	Explanation
NotFirstRL	The IE shall be present if the RL is not the first one in the <i>RL Information Response</i> IE.

Range bound	Explanation
MaxnoofRLs	Maximum number of RLs for one UE.

9.1.37.2 TDD Message

IE/Group Name	Presence	Range	IE type and reference	Semantics description	Criticality	Assigned Criticality
Message Discriminator	M		9.2.1.45		–	
Message Type	M		9.2.1.46		YES	reject
CRNC Communication Context ID	M		9.2.1.18	The reserved value "All CRNCC C" shall not be used.	YES	ignore
Transaction ID	M		9.2.1.62		–	
Node B Communication Context ID	M		9.2.1.48	The reserved value "All NBCC" shall not be used.	YES	ignore
Communication Control Port ID	M		9.2.1.15		YES	ignore
RL Information Response		0..1		Mandatory For 3.84Mcps TDD only	YES	ignore
>RL ID	M		9.2.1.53		–	
>UL Time Slot ISCP Info	M		9.2.3.26D		–	
>UL PhysCH SF Variation	M		9.2.3.26B		–	
>DCH Information Response	O		9.2.1.20C		YES	ignore
>DSCH Information Response	O		9.2.1.27A		YES	ignore
>USCH Information Response	O		9.2.3.28		YES	ignore
>HS-DSCH Information Response	O		HS-DSCH TDD Information Response 9.2.3.5G		YES	ignore
RL Information Response LCR		0 .. 1		Mandatory For 1.28Mcps TDD only	YES	ignore
>RL ID	M		9.2.1.53		–	
>UL Time Slot ISCP Info LCR	M		9.2.3.26F		–	
>UL PhysCH SF Variation	M		9.2.3.26B		–	
>DCH Information Response	O		9.2.1.20C		YES	ignore
>DSCH Information Response	O		9.2.1.27A		YES	ignore
>USCH Information Response	O		9.2.3.28		YES	ignore
>HS-DSCH Information Response	O		HS-DSCH TDD Information Response 9.2.3.5G		YES	ignore
Criticality Diagnostics	O		9.2.1.17		YES	ignore

9.1.38 RADIO LINK SETUP FAILURE

9.1.38.1 FDD Message

IE/Group Name	Presence	Range	IE type and reference	Semantics description	Criticality	Assigned Criticality
Message Discriminator	M		9.2.1.45		–	
Message Type	M		9.2.1.46		YES	reject
CRNC Communication Context ID	M		9.2.1.18	The reserved value "All CRNCC C" shall not be used.	YES	ignore
Transaction ID	M		9.2.1.62		–	
Node B Communication Context ID	C-Success		9.2.1.48	The reserved value "All NBCC" shall not be used	YES	ignore
Communication Control Port ID	O		9.2.1.15		YES	ignore
CHOICE Cause Level	M				YES	ignore
>General					–	
>>Cause	M		9.2.1.6		–	
>RL specific					–	
>>Unsuccessful RL Information Response		1 to <maxnoo fRLs>			EACH	ignore
>>>RL ID	M		9.2.1.53		–	
>>>Cause	M		9.2.1.6		–	
>>Successful RL Information Response		0 to <maxnoo fRLs–1>			EACH	ignore
>>>RL ID	M		9.2.1.53		–	
>>>RL Set ID	M		9.2.2.39			
>>>Received total wide band power	M		9.2.2.39A		–	
>>>Diversity Indication	C-NotFirstRL		9.2.1.26		–	
>>>CHOICE Diversity Indication	M				–	
>>>>Combining					–	
>>>>>RL ID	M		9.2.1.53	Reference RL ID for the combining	–	
>>>>>Non Combining or First RL					–	
>>>>>DCH Information Response	M		9.2.1.20C		-	
>>>DSCH Information Response	O		9.2.1.27A		YES	ignore
>>>TFCI2 Bearer Information Response	O		9.2.2.49A		-	
>>>SSDT Support Indicator	M		9.2.2.46		–	
>>>DL Power Balancing	O		9.2.2.12C		YES	ignore

Activation Indicator						
>>>HS-DSCH Information Response	O		HS-DSCH FDD Information Response 9.2.2.18E		YES	ignore
Criticality Diagnostics	O		9.2.1.17		YES	ignore

Condition	Explanation
Success	The IE shall be present if at least one of the radio links has been successfully set up.
NotFirstRL	The IE shall be present if the RL is not the first one in the <i>Successful RL Information Response</i> IE.

Range bound	Explanation
MaxnoofRLs	Maximum number of RLs for one UE.

9.1.38.2 TDD Message

IE/Group Name	Presence	Range	IE type and reference	Semantics description	Criticality	Assigned Criticality
Message Discriminator	M		9.2.1.45		–	
Message Type	M		9.2.1.46		YES	reject
CRNC Communication Context ID	M		9.2.1.18	The reserved value "All CRNCC C" shall not be used.	YES	ignore
Transaction ID	M		9.2.1.62		–	
CHOICE <i>Cause Level</i>	M				YES	ignore
> <i>General</i>					–	
>> <i>Cause</i>	M		9.2.1.6		–	
> <i>RL specific</i>					–	
>> Unsuccessful RL Information Response		1			YES	ignore
>>>RL ID	M		9.2.1.53		–	
>>> <i>Cause</i>	M		9.2.1.6		–	
Criticality Diagnostics	O		9.2.1.17		YES	ignore

9.1.39 RADIO LINK ADDITION REQUEST

9.1.39.1 FDD Message

IE/Group Name	Presence	Range	IE type and reference	Semantics description	Criticality	Assigned Criticality
Message Discriminator	M		9.2.1.45		–	
Message Type	M		9.2.1.46		YES	reject
Node B Communication Context ID	M		9.2.1.48	The reserved value "All NBCC" shall not be used.	YES	reject
Transaction ID	M		9.2.1.62		–	
Compressed Mode Deactivation Flag	O		9.2.2.3A		YES	reject
RL Information		<i>1..<maxnoofRL-1></i>			EACH	notify
>RL ID	M		9.2.1.53		–	
>C-ID	M		9.2.1.9		–	
>Frame Offset	M		9.2.1.31		–	
>Chip Offset	M		9.2.2.2		–	
>Diversity Control Field	M		9.2.1.25		–	
>DL Code Information	M		FDD DL Code Information 9.2.2.14A		–	
>Initial DL transmission power	O		DL Power 9.2.1.21	Initial power on DPCH	–	
>Maximum DL power	O		DL Power 9.2.1.21	Maximum allowed power on DPCH	–	
>Minimum DL power	O		DL Power 9.2.1.21	Minimum allowed power on DPCH	–	
>SSDT Cell Identity	O		9.2.2.44		–	
>Transmit Diversity Indicator	O		9.2.2.53		–	
>DL Reference Power	O		DL power 9.2.1.21	Power on DPCH	YES	ignore
>RL specific DCH Information	O		9.2.1.XXX		YES	ignore
>Delayed Activation	O		9.2.1.24C		YES	reject

Range bound	Explanation
<i>MaxnoofRL</i>	Maximum number of RLs for one UE

9.1.39.2 TDD Message

IE/Group Name	Presence	Range	IE type and reference	Semantics description	Criticality	Assigned Criticality
Message Discriminator	M		9.2.1.45		–	
Message Type	M		9.2.1.46		YES	reject
Node B Communication Context ID	M		9.2.1.48	The reserved value "All NBCC" shall not be used.	YES	reject
Transaction ID	M		9.2.1.62		–	
UL CCTrCH Information		0 to <max number of CCTrCH>			GLOBAL	reject
>CCTrCH ID	M		9.2.3.3		–	
>UL DPCH Information		0..1		For 3.84Mcps TDD only	YES	notify
>>Repetition Period	M		9.2.3.16		–	
>>Repetition Length	M		9.2.3.15		–	
>>TDD DPCH Offset	M		9.2.3.19A		–	
>>UL Timeslot Information	M		9.2.3.26C		–	
>UL DPCH Information LCR		0..1		For 1.28Mcps TDD only	YES	notify
>>Repetition Period	M		9.2.3.16		–	
>>Repetition Length	M		9.2.3.15		–	
>>TDD DPCH Offset	M		9.2.3.19A		–	
>>UL Timeslot Information LCR	M		9.2.3.26E		–	
DL CCTrCH Information		0 to <max number of CCTrCH>			GLOBAL	reject
>CCTrCH ID	M		9.2.3.3		–	
>DL DPCH information		0..1		For 3.84Mcps TDD only	YES	notify
>>Repetition Period	M		9.2.3.16		–	
>>Repetition Length	M		9.2.3.15		–	
>>TDD DPCH Offset	M		9.2.3.19A		–	
>>DL Timeslot Information	M		9.2.3.4E		–	
>DL DPCH information LCR		0..1		For 1.28Mcps TDD only	YES	notify
>>Repetition Period	M		9.2.3.16		–	
>>Repetition Length	M		9.2.3.15		–	
>>TDD DPCH Offset	M		9.2.3.19A		–	
>>DL Timeslot Information LCR	M		9.2.3.4O		–	
>CCTrCH Initial DL Transmission Power	O		DL Power 9.2.1.21	Initial power on DPCH	YES	ignore
RL Information		1			YES	reject
>RL ID	M		9.2.1.53		–	
>C-ID	M		9.2.1.9		–	
>Frame Offset	M		9.2.1.31		–	
>Diversity Control Field	M		9.2.1.25		–	
>Initial DL transmission Power	O		DL Power	Initial power	–	

			9.2.1.21	on DPCH		
>Maximum DL power	O		DL Power 9.2.1.21	Maximum allowed power on DPCH	–	
>Minimum DL power	O		DL Power 9.2.1.21	Minimum allowed power on DPCH	–	
>DL Time Slot ISCP Info	O		9.2.3.4F	For 3.84Mcps TDD only	–	
>DL Time Slot ISCP Info LCR	O		9.2.3.40A	For 1.28Mcps TDD only	YES	reject
>RL specific DCH Information	O		9.2.1.XXX		YES	ignore
>Delayed Activation	O		9.2.1.24C		YES	reject

Range bound	Explanation
MaxnoCCTrCH	Number of CCTrCH for one UE.

9.1.40 RADIO LINK ADDITION RESPONSE

9.1.40.1 FDD message

IE/Group Name	Presence	Range	IE type and reference	Semantics description	Criticality	Assigned Criticality
Message Discriminator	M		9.2.1.45		–	
Message Type	M		9.2.1.46		YES	reject
CRNC Communication Context ID	M		9.2.1.18	The reserved value "All CRNCC C" shall not be used.	YES	ignore
Transaction ID	M		9.2.1.62		–	
RL Information Response		1..<maxno of RL-1>			EACH	ignore
>RL ID	M		9.2.1.53		–	
>RL Set ID	M		9.2.2.39		–	
> Received total wide band power	M		9.2.2.39A		–	
>Diversity Indication	M		9.2.1.26		–	
>CHOICE <i>Diversity Indication</i>	M				–	
>> <i>Combining</i>					–	
>>>RL ID	M		9.2.1.53	Reference RL	–	
>> <i>Non combining</i>					–	
>>>DCH Information Response	M		9.2.1.20C		–	
>SSDT support indicator	M		9.2.2.46		–	
>DL Power Balancing Activation Indicator	O		9.2.2.12C		YES	ignore
Criticality Diagnostics	O		9.2.1.17		YES	ignore

Range bound	Explanation
<i>MaxnoofRL</i>	Maximum number of RLs for one UE

9.1.40.2 TDD Message

IE/Group Name	Presence	Range	IE type and reference	Semantics description	Criticality	Assigned Criticality
Message Discriminator	M		9.2.1.45		–	
Message Type	M		9.2.1.46		YES	reject
CRNC Communication Context ID	M		9.2.1.18	The reserved value "All CRNCC C" shall not be used.	YES	ignore
Transaction ID	M		9.2.1.62		–	
RL Information response		0..1		Mandatory for 3.84Mcps TDD only	YES	ignore
>RL ID	M		9.2.1.53		–	
>UL Time Slot ISCP Info	M		9.2.3.26D		–	
>UL PhysCH SF Variation	M		9.2.3.26B		–	
>DCH Information		0..1			–	
>>Diversity Indication	M		9.2.1.26		–	
>>CHOICE <i>Diversity Indication</i>	M				–	
>>> <i>Combining</i>				In TDD it indicates whether the old Transport Bearer shall be reused or not	–	
>>>>RL ID	M		9.2.1.53	Reference RL	–	
>>>> <i>Non combining</i>					–	
>>>>DCH Information Response	M		9.2.1.20C		–	
>DSCH Information Response	O		9.2.1.27A		YES	ignore
>USCH Information Response	O		9.2.3.29		YES	ignore
Criticality Diagnostics	O		9.2.1.17		YES	ignore
RL Information response LCR		0..1		Mandatory for 1.28Mcps TDD only	YES	ignore
>RL ID	M		9.2.1.53		–	
>UL Time Slot ISCP Info LCR	M		9.2.3.26F		–	
>UL PhysCH SF Variation	M		9.2.3.26B		–	
>DCH Information		0..1			–	
>>Diversity Indication	M		9.2.1.26		–	
>>CHOICE <i>diversity indication</i>	M				–	
>>>> <i>Combining</i>				In TDD it indicates whether the old Transport Bearer shall be reused or not	–	
>>>>>RL ID	M		9.2.1.53	Reference RL	–	
>>>>> <i>Non combining</i>					–	
>>>>>DCH Information Response	M		9.2.1.20C		–	
>DSCH Information Response	O		9.2.1.27A		YES	ignore
>USCH Information Response	O		9.2.3.29		YES	ignore

9.1.41 RADIO LINK ADDITION FAILURE

9.1.41.1 FDD Message

IE/Group Name	Presence	Range	IE type and reference	Semantics description	Criticality	Assigned Criticality
Message Discriminator	M		9.2.1.45		–	
Message Type	M		9.2.1.46		YES	reject
CRNC Communication Context ID	M		9.2.1.18	The reserved value "All CRNCC C" shall not be used.	YES	ignore
Transaction ID	M		9.2.1.62		–	
CHOICE Cause Level	M				YES	ignore
>General					–	
>>Cause	M		9.2.1.6		–	
>RL specific					–	
>>Unsuccessful RL Information Response		1..<maxnoofRL-1>			EACH	ignore
>>>RL ID	M		9.2.1.53		–	
>>>Cause	M		9.2.1.6		–	
>>Successful RL Information Response		0..<maxnoofRL-2>			EACH	ignore
>>>RL ID	M		9.2.1.53		–	
>>>RL Set ID	M		9.2.2.39		–	
>>> Received total wide band power	M		9.2.2.39A		–	
>>>Diversity Indication	M		9.2.1.26		–	
>>>CHOICE Diversity Indication	M				–	
>>>>Combining					–	
>>>>>RL ID	M		9.2.1.53	Reference RL	–	
>>>>>Non combining					–	
>>>>>DCH Information Response	M		9.2.1.20C		–	
>>>SSDT support indicator	M		9.2.2.46		–	
>>>DL Power Balancing Activation Indicator	O		9.2.2.12C		YES	ignore
Criticality Diagnostics	O		9.2.1.17		YES	ignore

Range bound	Explanation
MaxnoofRL	Maximum number of RLs for one UE

9.1.41.2 TDD Message

IE/Group Name	Presence	Range	IE type and reference	Semantics description	Criticality	Assigned Criticality
Message Discriminator	M		9.2.1.45		–	
Message Type	M		9.2.1.46		YES	reject
CRNC Communication Context ID	M		9.2.1.18	The reserved value "All CRNCC C" shall not be used.	YES	ignore
Transaction ID	M		9.2.1.62		–	
CHOICE Cause Level	M				YES	Ignore
>General					–	
>>Cause	M		9.2.1.6		–	
>RL specific					–	
>>Unsuccessful RL Information Response		1			YES	ignore
>>>RL ID	M		9.2.1.53		–	
>>>Cause	M		9.2.1.6		–	
Criticality Diagnostics	O		9.2.1.17		YES	ignore

9.1.42 RADIO LINK RECONFIGURATION PREPARE

9.1.42.1 FDD Message

IE/Group Name	Presence	Range	IE Type and Reference	Semantic Description	Criticality	Assigned Criticality
Message Discriminator	M		9.2.1.45		–	
Message Type	M		9.2.1.46		YES	reject
Node B Communication Context ID	M		9.2.1.48	The reserved value "All NBCC" shall not be used.	YES	reject
Transaction ID	M		9.2.1.62		–	
UL DPCH Information		0..1			YES	reject
>UL Scrambling code	O		9.2.2.59		–	
>UL SIR Target	O		UL SIR 9.2.1.67A		–	
>Min UL Channelisation Code Length	O		9.2.2.22		–	
>Max Number of UL DPDCHs	C – CodeLen		9.2.2.21		–	
>Puncture Limit	O		9.2.1.50	For UL	–	
>TFCS	O		9.2.1.58		–	
>UL DPCCH Slot Format	O		9.2.2.57		–	
>Diversity mode	O		9.2.2.9		–	
>SSDT Cell Identity Length	O		9.2.2.45		–	
>S-Field Length	O		9.2.2.40		–	
DL DPCH Information		0..1			YES	reject
>TFCS	O		9.2.1.58		–	
>DL DPCH Slot Format	O		9.2.2.10		–	
>TFCI Signalling Mode	O		9.2.2.50		–	
>TFCI presence	C-Slot Format		9.2.1.57		–	
>Multiplexing Position	O		9.2.2.23		–	
>PDSCH code mapping	O		9.2.2.25		–	
>PDSCH RL ID	O		RL ID 9.2.1.53		–	
>Limited Power Increase	O		9.2.2.18A		–	
DCHs to Modify	O		DCHs FDD to Modify 9.2.2.4E		YES	reject
DCHs to Add	O		DCH FDD Information 9.2.2.4D		YES	reject
DCHs to Delete		0..<max noofDC Hs>			GLOBAL	reject
>DCH ID	M		9.2.1.20		–	
DSCH to modify		0..<max noofDS CHs>			YES	reject
>DSCH ID	M		9.2.1.27		–	
>Transport Format Set	O		9.2.1.59	For the DL.	–	
>Allocation/Retention Priority	O		9.2.1.1A		–	
>Frame Handling Priority	O		9.2.1.30		–	
>ToAWS	O		9.2.1.61		–	
>ToAWE	O		9.2.1.60		–	

>Transport Bearer Request Indicator	M		9.2.1.62A		–	
>Binding ID	O		9.2.1.4	Shall be ignored if bearer establishment with ALCAP.	YES	ignore
>Transport Layer Address	O		9.2.1.63	Shall be ignored if bearer establishment with ALCAP.	YES	ignore
DSCH to add	O		DSCH FDD Information 9.2.2.13B		YES	reject
DSCH to Delete		<i>0..<max noofDS CHs></i>			YES	reject
>DSCH ID	M		9.2.1.27		–	
TFCI2 bearer specific information		0..1			YES	reject
>CHOICE <i>TFCI2 bearer action</i>	M				–	
>> <i>Add or modify</i>					–	
>>>ToAWS	M		9.2.1.61		–	
>>>ToAWE	M		9.2.1.60		–	
>>> TFCI2 Bearer Request Indicator	O		9.2.1.56C		YES	reject
>> <i>Delete</i>			NULL		–	
RL Information		<i>0..<max noofRLs ></i>			EACH	reject
>RL ID	M		9.2.1.53		–	
>DL Code Information	O		FDD DL Code Information 9.2.2.14A		–	
>Maximum DL Power	O		DL Power 9.2.1.21	Maximum allowed power on DPCH	–	
>Minimum DL Power	O		DL Power 9.2.1.21	Minimum allowed power on DPCH	–	
>SSDT Indication	O		9.2.2.47		–	
>SSDT Cell Identity	C–SSDTIndON		9.2.2.44		–	
>Transmit Diversity Indicator	C – Diversity mode		9.2.2.53		–	
>SSDT Cell Identity for EDSCHPC	C-EDSCHPC		9.2.2.44A		YES	ignore
>DL Reference Power	O		DL Power 9.2.1.21	Power on DPCH	YES	ignore
> RL specific DCH Information	O		9.2.1.XXX		YES	ignore
>DL DPCH Timing Adjustment	O		9.2.1.26A	Required RL Timing Adjustment	YES	reject

Transmission Gap Pattern Sequence Information	O		9.2.2.53A		YES	reject
DSCH Common Information	O		DSCH FDD Common Information 9.2.2.13D		YES	ignore
Signalling Bearer Request Indicator	O		9.2.1.55A		YES	reject
HS-DSCH Information to modify	O		9.2.1.x5		YES	reject
HS-DSCH Information to Add	O		HS-DSCH FDD Information 9.2.2.18D		YES	reject
HS-DSCH Information to Delete		0..<Max NoOfMACdFlows>			GLOBAL	reject
> HS-DSCH MAC-D flow ID	M		9.2.1.31I		-	
HS-DSCH-RNTI	O		9.2.1.31J		YES	reject
HS-PDSCH RL ID	O		RL ID 9.2.1.53		YES	reject

Condition	Explanation
SSDTIndON	The IE shall be present if the <i>SSDT Indication</i> IE is set to "SSDT Active in the UE".
CodeLen	The IE shall be present if the <i>Min UL Channelisation Code Length</i> IE is equals to 4.
SlotFormat	The IE shall be present if the <i>DL DPCH Slot Format</i> IE is equal to any of the values from 12 to 16.
Diversity mode	The IE shall be present if <i>Diversity Mode</i> IE is present in the <i>UL DPCH Information</i> IE and is not set to "none".
EDSCHPC	The IE shall be present if <i>Enhanced DSCH PC</i> IE is present in the <i>DSCH Common Information</i> IE.

Range Bound	Explanation
<i>MaxnoofDCHs</i>	Maximum number of DCHs for a UE.
<i>MaxnoofDSCHs</i>	Maximum number of DSCHs for a UE.
<i>MaxnoofRLs</i>	Maximum number of RLs for a UE.
<i>MaxnoofMACdFlows</i>	Maximum number of MAC-d Flows

9.1.42.2 TDD Message

IE/Group Name	Presence	Range	IE Type and Reference	Semantic Description	Criticality	Assigned Criticality
Message Discriminator	M		9.2.1.45		–	
Message Type	M		9.2.1.46		YES	reject
Node B Communication Context ID	M		9.2.1.48	The reserved value "All NBCC" shall not be used.	YES	reject
Transaction ID	M		9.2.1.62		–	
UL CCTrCH to Add		0..<maxno of CCTrC Hs>			GLOBAL	reject
>CCTrCH ID	M		9.2.3.3		–	
>TFCS	M		9.2.1.58		–	
>TFCI Coding	M		9.2.3.22		–	
>Puncture Limit	M		9.2.1.50		–	
> UL SIR Target	O		UL SIR 9.2.1.67A	Mandatory for 1.28Mcps TDD; not applicable for 3.84Mcps TDD	YES	reject
>UL DPCH Information		0..1		For 3.84Mcps TDD only	YES	reject
>>Repetition Period	M		9.2.3.16		–	
>>Repetition Length	M		9.2.3.15		–	
>>TDD DPCH Offset	M		9.2.3.19A		–	
>>UL Timeslot Information	M		9.2.3.26C		–	
>UL DPCH Information LCR		0..1		For 1.28Mcps TDD only	YES	reject
>>Repetition Period	M		9.2.3.16		–	
>>Repetition Length	M		9.2.3.15		–	
>>TDD DPCH Offset	M		9.2.3.19A		–	
>>UL Timeslot Information LCR	M		9.2.3.26E		–	
UL CCTrCH to Modify		0..<maxno of CCTrC Hs>			GLOBAL	reject
>CCTrCH ID	M		9.2.3.3		–	
>TFCS	O		9.2.1.58		–	
>TFCI Coding	O		9.2.3.22		–	
>Puncture Limit	O		9.2.1.50		–	
> UL SIR Target	O		UL SIR 9.2.1.67A	For 1.28Mcps TDD only	YES	reject
>UL DPCH to add		0..1		For 3.84Mcps TDD only	YES	reject
>>Repetition Period	M		9.2.3.16		–	
>>Repetition Length	M		9.2.3.15		–	
>>TDD DPCH Offset	M		9.2.3.19A		–	
>>UL Timeslot Information	M		9.2.3.26C		–	

>UL DPCH to modify		0..1			YES	reject
>>Repetition Period	O		9.2.3.16		–	
>>Repetition Length	O		9.2.3.15		–	
>>TDD DPCH Offset	O		9.2.3.19A		–	
>>UL Timeslot Information		0 to <maxno ofULts>		For 3.84Mcps TDD only	–	
>>>Time Slot	M		9.2.3.23		–	
>>>Midamble Shift and Burst Type	O		9.2.3.7		–	
>>>TFCI Presence	O		9.2.1.57		–	
>>>UL Code Information		0 to <maxno OfDPC H>			–	
>>>>DPCH ID	M		9.2.3.5		–	
>>>>TDD Channelisation Code	O		9.2.3.19		–	
>>UL Timeslot Information LCR		0 to <Maxno ofULtsLCR>		For 1.28Mcps TDD only	GLOBAL	reject
>>>Time Slot LCR	M		9.2.3.24A		–	
>>>Midamble shift LCR	O		9.2.3.7A		–	
>>>TFCI Presence	O		9.2.1.57		–	
>>>UL Code Information LCR		0 to <maxno OfDPC HLCR>			–	
>>>>DPCH ID	M		9.2.3.5		–	
>>>>TDD Channelisation Code LCR	O		9.2.3.19a		–	
>UL DPCH to delete		0.. <maxno of DPCHs >			GLOBAL	reject
>>DPCH ID	M		9.2.3.5		–	
>UL DPCH to add LCR		0..1		For 1.28Mcps TDD only	YES	reject
>>Repetition Period	M		9.2.3.16		–	
>>Repetition Length	M		9.2.3.15		–	
>>TDD DPCH Offset	M		9.2.3.19A		–	
>>UL Timeslot Information LCR	M		9.2.3.26E		–	
UL CCTrCH to Delete		0.. <maxno of CCTrC Hs>			GLOBAL	reject
>CCTrCH ID	M		9.2.3.3		–	
DL CCTrCH to Add		0.. <maxno of CCTrC Hs>			GLOBAL	reject
>CCTrCH ID	M		9.2.3.3		–	
>TFCS	M		9.2.1.58		–	
>TFCI Coding	M		9.2.3.22		–	
>PunctureLimit	M		9.2.1.50		–	

>TPC CCTrCH List		0 to <maxno CCTrC Hs>		List of uplink CCTrCH which provide TPC	–	
>>TPC CCTrCH ID	M		CCTrCH ID 9.2.3.3		–	
>DL DPCH Information		0..1		For 3.84Mcps TDD only	YES	reject
>>Repetition Period	M		9.2.3.16		–	
>>Repetition Length	M		9.2.3.15		–	
>>TDD DPCH Offset	M		9.2.3.19A		–	
>>DL Timeslot Information	M		9.2.3.4E		–	
>DL DPCH Information LCR		0..1		For 1.28Mcps TDD only	YES	reject
>>Repetition Period	M		9.2.3.16		–	
>>Repetition Length	M		9.2.3.15		–	
>>TDD DPCH Offset	M		9.2.3.19A		–	
>>DL Timeslot Information LCR	M		9.2.3.4O		–	
>CCTrCH Initial DL Transmission Power	O		DL Power 9.2.1.21	Initial power on DPCH	YES	ignore

DL CCTrCH to Modify		0.. <maxno of CCTrC Hs>			GLOBAL	reject
>CCTrCH ID	M		9.2.3.3.		–	
>TFCS	O		9.2.1.58		–	
>TFCI Coding	O		9.2.3.22		–	
>PunctureLimit	O		9.2.1.50		–	
>TPC CCTrCH List		0 to <maxno CCTrC Hs>		List of uplink CCTrCH which provide TPC	–	
>>TPC CCTrCH ID	M		CCTrCH ID 9.2.3.3		–	
>DL DPCH to add		0..1		For 3.84Mcps TDD only	YES	reject
>>Repetition Period	M		9.2.3.16		–	
>>Repetition Length	M		9.2.3.15		–	
>>TDD DPCH Offset	M		9.2.3.19A		–	
>>DL Timeslot Information	M		9.2.3.4E		–	
>DL DPCH to modify		0..1			YES	reject
>>Repetition Period	O		9.2.3.16		–	
>>Repetition Length	O		9.2.3.15		–	
>>TDD DPCH Offset	O		9.2.3.19A		–	
>>DL Timeslot Information		0 .. <maxno ofDLts>		For 3.84Mcps TDD only	–	
>>>Time Slot	M		9.2.3.23		–	
>>>Midamble Shift and Burst Type	O		9.2.3.7		–	
>>>TFCI Presence	O		9.2.1.57		–	
>>>DL Code Information		0 .. <maxno OfDPC H>			–	
>>>>DPCH ID	M		9.2.3.5		–	
>>>>TDD Channelisation Code	O		9.2.3.19		–	
>>DL Timeslot Information LCR		0 .. <Maxno ofDLtsL CR>		For 1.28Mcps TDD only	GLOBAL	reject
>>>Time Slot LCR	M		9.2.3.24A		–	
>>>Midamble shift LCR	O		9.2.3.7A		–	
>>>TFCI Presence	O		9.2.1.57		–	
>>>DL Code Information LCR		0 .. <maxno OfDPC HLCRs >			–	
>>>>DPCH ID	M		9.2.3.5		–	
>>>>TDD Channelisation Code LCR	O		9.2.3.19a		–	
>DL DPCH to delete		0.. <maxno of DPCHs >			GLOBAL	reject

>>DPCH ID	M		9.2.3.5		–	
>DL DPCH to add LCR		0..1		For 1.28Mcps TDD only	YES	reject
>>Repetition Period	M		9.2.3.16		–	
>>Repetition Length	M		9.2.3.15		–	
>>TDD DPCH Offset	M		9.2.3.19A		–	
>>DL Timeslot Information LCR	M		9.2.3.40		–	
DL CCTrCH to Delete		0.. <maxno of CCTrC Hs>			GLOBAL	reject
>CCTrCH ID	M		9.2.3.3		–	
DCHs to Modify	O		DCHs TDD to Modify 9.2.3.4D		YES	reject
DCHs to Add	O		DCH TDD Information 9.2.3.4C		YES	reject
DCHs to Delete		0..<max noofDC Hs>			GLOBAL	reject
>DCH ID	M		9.2.1.20		–	
DSCH Information to modify		0 .. <Maxno of DSCHs >			GLOBAL	reject
>DSCH ID	M		9.2.1.27		–	
>CCTrCH ID	O		9.2.3.3	DL CCTrCH in which the DSCH is mapped	–	
>Transport Format Set	O		9.2.1.59		–	
>Allocation/Retention Priority	O		9.2.1.1A		–	
>Frame Handling Priority	O		9.2.1.30		–	
>ToAWS	O		9.2.1.61		–	
>ToAWE	O		9.2.1.60		–	
>Transport Bearer Request Indicator	M		9.2.1.62A		–	
>Binding ID	O		9.2.1.4	Shall be ignored if bearer establishe nt with ALCAP.	YES	ignore
>Transport Layer Address	O		9.2.1.63	Shall be ignored if bearer establishe nt with ALCAP.	YES	ignore
DSCH Information to add	O		DSCH TDD Information 9.2.3.5A		YES	reject
DSCH Information to delete		0 .. <Maxno of DSCHs >			GLOBAL	reject
>DSCH ID	M		9.2.1.27		–	

USCH Information to modify		0 .. <Maxno of USCHs >			GLOBAL	reject
>USCH ID	M		9.2.3.27		–	
>Transport Format Set	O		9.2.1.59		–	
> Allocation/Retention Priority	O		9.2.1.1A		–	
>CCTrCH ID	O		9.2.3.2	UL CCTrCH in which the USCH is mapped	–	
>Transport Bearer Request Indicator	M		9.2.1.62A		–	
>Binding ID	O		9.2.1.4	Shall be ignored if bearer establishme nt with ALCAP.	YES	ignore
>Transport Layer Address	O		9.2.1.63	Shall be ignored if bearer establishme nt with ALCAP.	YES	ignore
USCH Information to add	O		USCH Information 9.2.3.28		YES	reject
USCH Information to delete		0 .. <Maxno of USCHs >			GLOBAL	reject
>USCH ID	M		9.2.3.27		–	
RL Information		0..1			YES	reject
>RL ID	M		9.2.1.53		–	
>Maximum Downlink Power	O		DL Power 9.2.1.21	Maximum allowed power on DPCH	–	
>Minimum Downlink Power	O		DL Power 9.2.1.21	Minimum allowed power on DPCH	–	
>Initial DL transmission Power	O		DL Power 9.2.1.21	Initial power on DPCH	YES	ignore
>RL specific DCH Information	O		9.2.1.XXX		YES	ignore
Signalling Bearer Request Indicator	O		9.2.1.55A		YES	reject
HS-DSCH Information to modify	O		9.2.1.31H		YES	reject
HS-DSCH Information to Add	O		HS-DSCH TDDInform ation9.2.3. x2		YES	reject
HS-DSCH Information to Delete		0..<Max NoOfM ACdFlo ws>			GLOBAL	reject
> HS-DSCH MAC-D flow ID	M		9.2.1.31I		-	
HS-DSCH-RNTI	O		9.2.1.31J		YES	reject
HS-PDSCH RL ID	O		RL ID 9.2.1.53		YES	reject

Range Bound	Explanation
<i>MaxnoofDCHs</i>	Maximum number of DCHs for a UE.
<i>MaxnoofCCTrCHs</i>	Maximum number of CCTrCHs for a UE.
<i>Maxnoof DPCHs</i>	Maximum number of DPCHs in one CCTrCH for 3.84Mcps TDD.
<i>MaxnoOfDPCHLCRs</i>	Maximum number of DPCHs in one CCTrCH for 1.28Mcps TDD.
<i>MaxnoofDSCHs</i>	Maximum number of DSCHs for one UE
<i>MaxnoofUSCHs</i>	Maximum number of USCHs for one UE
<i>MaxnoofDLts</i>	Maximum number of Downlink time slots per Radio Link for 3.84Mcps TDD.
<i>MaxnoofDLtsLCR</i>	Maximum number of Downlink time slots per Radio Link for 1.28Mcps TDD.
<i>MaxnoofULts</i>	Maximum number of Uplink time slots per Radio Link for 3.84Mcps TDD.
<i>MaxnoofULtsLCR</i>	Maximum number of Uplink time slots per Radio Link for 1.28Mcps TDD.
<i>MaxNoOfMACdFlows</i>	Maximum number of HS-DSCH MAC-d flows

9.1.43 RADIO LINK RECONFIGURATION READY

IE/Group name	Presence	Range	IE Type and Reference	Semantic Description	Criticality	Assigned Criticality
Message Discriminator	M		9.2.1.45		–	
Message Type	M		9.2.1.46		YES	reject
CRNC Communication Context ID	M		9.2.1.18	The reserved value "All CRNCC C" shall not be used.	YES	ignore
Transaction ID	M		9.2.1.62		–	
RL Information Response		<i>0..<maxnoofRLs></i>		Only one RL information response group for one group of combined RLs shall be present	EACH	ignore
>RL ID	M		9.2.1.53		–	
>DCH Information Response	O		9.2.1.20C		YES	ignore
>DSCH Information Response	O		9.2.1.27A		YES	ignore
>USCH Information Response	O		9.2.3.29	TDD only	YES	ignore
>TFCI2 Bearer Information Response	O		9.2.2.49A	FDD only	–	
>DL Power Balancing Updated Indicator	O		9.2.2.12D		YES	ignore
>HS-DSCH FDD Information Response	O		9.2.2.18E		YES	ignore
>HS-DSCH TDD Information Response	O		9.2.318E		YES	ignore
Criticality Diagnostics	O		9.2.1.17		YES	ignore
Target Communication Control Port ID	O		9.2.1.15		YES	ignore

Range Bound	Explanation
<i>MaxnoofRLs</i>	Maximum number of RLs for a UE.

9.1.44 RADIO LINK RECONFIGURATION FAILURE

IE/Group Name	Presence	Range	IE Type and Reference	Semantic Description	Criticality	Assigned Criticality
Message Discriminator	M		9.2.1.45		–	
Message Type	M		9.2.1.46		YES	reject
CRNC Communication Context ID	M		9.2.1.18	The reserved value "All CRNCC C" shall not be used.	YES	ignore
Transaction ID	M		9.2.1.62		–	
CHOICE <i>Cause Level</i>	M				YES	ignore
> <i>General</i>					–	
>> <i>Cause</i>	M		9.2.1.6		YES	ignore
> <i>RL specific</i>					–	
>> RLs Causing Reconfiguration Failure		<i>0..<maxnoofRLs</i> >			EACH	ignore
>>>RL ID	M		9.2.1.53		–	
>>>Cause	M		9.2.1.6		–	
Criticality Diagnostics	O		9.2.1.17		YES	ignore

Range Bound	Explanation
<i>MaxnoofRLs</i>	Maximum number of RLs for a UE.

9.1.45 RADIO LINK RECONFIGURATION COMMIT

IE/Group Name	Presence	Range	IE Type and Reference	Semantic Description	Criticality	Assigned Criticality
Message Discriminator	M		9.2.1.45		–	
Message type	M		9.2.1.46		YES	ignore
Node B Communication Context ID	M		9.2.1.48	The reserved value "All NBCC" shall not be used.	YES	ignore
Transaction ID	M		9.2.1.62		–	
CFN	M		9.2.1.7		YES	ignore
Active Pattern Sequence Information	O		9.2.2.A		YES	ignore

9.1.46 RADIO LINK RECONFIGURATION CANCEL

IE/Group Name	Presence	Range	IE Type and Reference	Semantic Description	Criticality	Assigned Criticality
Message Discriminator	M		9.2.1.45		–	
Message type	M		9.2.1.46		YES	ignore
Node B Communication Context ID	M		9.2.1.48	The reserved value "All NBCC" shall not be used.	YES	ignore
Transaction ID	M		9.2.1.62		–	

9.1.47 RADIO LINK RECONFIGURATION REQUEST

9.1.47.1 FDD Message

IE/Group Name	Presence	Range	IE Type and Reference	Semantic Description	Criticality	Assigned Criticality
Message Discriminator	M		9.2.1.45		–	
Message Type	M		9.2.1.46		YES	reject
Node B Communication Context ID	M		9.2.1.48	The reserved value "All NBCC" shall not be used.	YES	reject
Transaction ID	M		9.2.1.62		–	
UL DPCH Information		0..1			YES	reject
>TFCS	O		9.2.1.58	For the UL.	–	
DL DPCH Information		0..1			YES	reject
>TFCS	O		9.2.1.58	For the DL.	–	
>TFCI Signalling Mode	O		9.2.2.50		–	
>Limited Power Increase	O		9.2.2.18A		–	
DCHs to Modify	O		DCHs FDD to Modify 9.2.2.4E		YES	reject
DCHs to Add	O		DCH FDD Information 9.2.2.4D		YES	reject
DCHs to Delete		0..<maxnoofDCHs>			GLOBAL	reject
>DCH ID	M		9.2.1.20		–	
Radio Link Information		0..<maxnoofRLs>			EACH	reject
>RL ID	M		9.2.1.53		–	
>Maximum DL Power	O		DL Power 9.2.1.21	Maximum allowed power on DPCH	–	
>Minimum DL Power	O		DL Power 9.2.1.21	Minimum allowed power on DPCH	–	
>DL Code Information	C-SF/2		FDD DL Code Information 9.2.2.14A		–	
>DL Reference Power	O		DL Power 9.2.1.21	Power on DPCH	YES	ignore
>RL specific DCH Information	O		9.2.1.XXX		YES	ignore
Transmission Gap Pattern Sequence Information	O		9.2.2.53A		YES	reject
Signalling Bearer Request Indicator	O		9.2.1.55A		YES	reject

Range Bound	Explanation
<i>MaxnoofDCHs</i>	Maximum number of DCHs for a UE.
<i>MaxnoofRLs</i>	Maximum number of RLs for a UE.

Condition	Explanation
SF/2	The IE shall be present if the <i>Transmission Gap Pattern Sequence Information</i> IE is included and the indicated Downlink Compressed Mode method for at least one of the included Transmission Gap Pattern Sequence is set to "SF/2".

9.1.47.2 TDD Message

IE/Group Name	Presence	Range	IE Type and Reference	Semantic Description	Criticality	Assigned Criticality
Message Discriminator	M		9.2.1.45		–	
Message Type	M		9.2.1.46		YES	reject
Node B Communication Context ID	M		9.2.1.48	The reserved value "All NBCC" shall not be used.	YES	reject
Transaction ID	M		9.2.1.62		–	
UL CCTrCH to modify		<i>0..<maxn oofCCTr CHs></i>			EACH	notify
>CCTrCH ID	M		9.2.3.3		–	
>TFCS	O		9.2.1.58		–	
>Puncture Limit	O		9.2.1.50		–	
UL CCTrCH to delete		<i>0..<maxn oofCCTr CHs></i>			EACH	notify
>CCTrCH ID	M		9.2.3.3		–	
DL CCTrCH to modify		<i>0..<maxn oofCCTr CHs></i>			EACH	notify
>CCTrCH ID	M		9.2.3.3		–	
>TFCS	O		9.2.1.58		–	
>Puncture Limit	O		9.2.1.50		–	
DL CCTrCH to delete		<i>0..<maxn oofCCTr CHs></i>			EACH	notify
>CCTrCH ID	M		9.2.3.3		–	
DCHs to Modify	O		DCHs TDD to Modify 9.2.3.4D		YES	reject
DCHs to Add	O		DCH TDD Information 9.2.3.4C		YES	reject
DCHs to Delete		<i>0..<maxn oofDSCH s></i>			GLOBAL	reject
>DCH ID	M		9.2.1.20		–	
RL Information		<i>0..1</i>			YES	reject
>RL ID	M		9.2.1.53		–	
>Maximum Downlink Power	O		DL Power 9.2.1.21	Maximum allowed power on DPCH	–	
>Minimum Downlink Power	O		DL Power 9.2.1.21	Minimum allowed power on DPCH	–	
>RL specific DCH Information	O		9.2.1.XXX		YES	ignore
Signalling Bearer Request Indicator	O		9.2.1.55A		YES	reject

Range bound	Explanation
<i>MaxnoofCCTrCHs</i>	Maximum number of CCTrCHs for a UE.

9.1.48 RADIO LINK RECONFIGURATION RESPONSE

IE/Group Name	Presence	Range	IE Type and Reference	Semantic Description	Criticality	Assigned Criticality
Message Discriminator	M		9.2.1.45		–	
Message Type	M		9.2.1.46		YES	reject
CRNC Communication Context ID	M		9.2.1.18	The reserved value "All CRNCC C" shall not be used.	YES	ignore
Transaction ID	M		9.2.1.62		–	
RL Information Response		<i>0..<maxn oofRLs></i>		Only one RL information response group for one group of combined RLs shall be present	EACH	ignore
>RL ID	M		9.2.1.53		–	
>DCH Information Response	O		9.2.1.20C		YES	ignore
>DL Power Balancing Updated Indicator	O		9.2.2.12D		YES	ignore
Criticality Diagnostics	O		9.2.1.17		YES	ignore
Target Communication Control Port ID	O		9.2.1.15		YES	ignore

Range bound	Explanation
<i>MaxnoofRLs</i>	Maximum number of RLs for a UE.

9.1.49 RADIO LINK DELETION REQUEST

IE/Group Name	Presence	Range	IE type and reference	Semantics description	Criticality	Assigned Criticality
Message Discriminator	M		9.2.1.45		–	
Message Type	M		9.2.1.46		YES	reject
Node B Communication Context ID	M		9.2.1.48	The reserved value "All NBCC" shall not be used.	YES	reject
CRNC Communication Context ID	M		9.2.1.18		YES	reject
Transaction ID	M		9.2.1.62		–	
RL Information		<i>1..<maxn oofRLs></i>			EACH	notify
>RL ID	M		9.2.1.53		–	

Range bound	Explanation
<i>MaxnoofRLs</i>	Maximum number of radio links for one UE

9.1.50 RADIO LINK DELETION RESPONSE

IE/Group Name	Presence	Range	IE type and reference	Semantics description	Criticality	Assigned Criticality
Message Discriminator	M		9.2.1.45		–	
Message Type	M		9.2.1.46		YES	reject
CRNC Communication Context ID	M		9.2.1.18	The reserved value "All CRNCC C" shall not be used.	YES	ignore
Transaction ID	M		9.2.1.62		–	
Criticality Diagnostics	O		9.2.1.17		YES	ignore

9.1.51 DL POWER CONTROL REQUEST [FDD]

IE/Group Name	Presence	Range	IE type and reference	Semantics description	Criticality	Assigned Criticality
Message Discriminator	M		9.2.1.45		–	
Message Type	M		9.2.1.46		YES	ignore
Node B Communication Context ID	M		9.2.1.48	The reserved value "All NBCC" shall not be used.	YES	ignore
Transaction ID	M		9.2.1.62		–	
Power Adjustment Type	M		9.2.2.27		YES	ignore
DL Reference Power	C-Common		DL power 9.2.1.21	Power on DPCH	YES	Ignore
Inner Loop DL PC Status	O		9.2.2.18B		YES	ignore
DL Reference Power Information	C-Individual	1..<maxnoof RLs>			GLOBAL	ignore
>RL ID	M		9.2.1.53		–	
>DL Reference Power	M		DL power 9.2.1.21	Power on DPCH	–	
Max Adjustment Step	C-Common OrIndividual		9.2.2.20		YES	ignore
Adjustment Period	C-Common OrIndividual		9.2.2.B		YES	ignore
Adjustment Ratio	C-Common OrIndividual		9.2.2.C		YES	ignore

Condition	Explanation
Common	The IE shall be present if the 'Adjustment Type' IE is equal to "Common".
Individual	The IE shall be present if the Adjustment Type IE is equal to "Individual".
CommonOrIndividual	The IE shall be present if the Adjustment Type IE is equal to "Common" or "Individual".

Range Bound	Explanation
MaxnoofRLs	Maximum number of Radio Links for a UE

9.1.52 DEDICATED MEASUREMENT INITIATION REQUEST

IE/Group Name	Presence	Range	IE Type and Reference	Semantics Description	Criticality	Assigned Criticality
Message Discriminator	M		9.2.1.45		–	
Message Type	M		9.2.1.46		YES	reject
Node B Communication Context ID	M		9.2.1.48	The reserved value "All NBCC" shall not be used when the Report characteristics type is set to "On-Demand".	YES	reject
Transaction ID	M		9.2.1.62		–	
Measurement ID	M		9.2.1.42		YES	reject
Dedicated Measurement Object Type	M		9.2.1.22		YES	reject
CHOICE <i>Dedicated Measurement Object Type</i>	M				YES	reject
>RL					–	
>>RL Information		1..<maxnoofRLs>			EACH	reject
>>>RL ID	M		9.2.1.53		–	
>>>DPCH ID	O		9.2.3.5	TDD only	–	
>>>PUSCH Information		0..<maxnoofPUSCHs>		TDD only	EACH	reject
>>>>PUSCH ID	M		9.2.3.12		–	
>RLS				FDD only	–	
>>RL Set Information		1..<maxnoofRLSets>			–	
>>>RL Set ID	M		9.2.2.39		–	
>ALL RL			NULL		–	
>ALL RLS			NULL	FDD only	–	
Dedicated Measurement Type	M		9.2.1.23		YES	reject
Measurement Filter Coefficient	O		9.2.1.41		YES	reject
Report Characteristics	M		9.2.1.51		YES	reject
CFN reporting indicator	M		FN reporting indicator 9.2.1.29B		YES	reject
CFN	O		9.2.1.7		YES	reject

Range	Explanation
<i>MaxnoofRLs</i>	Maximum number of individual RL's a measurement can be started on.
<i>MaxnoofPUSCHs</i>	Maximum number of PUSCH per RL a measurement can be started on.
<i>MaxnoofRLSets</i>	Maximum number of individual RL Sets a measurement can be started on.

9.1.53 DEDICATED MEASUREMENT INITIATION RESPONSE

IE/Group Name	Presence	Range	IE Type and Reference	Semantics Description	Criticality	Assigned Criticality
Message Discriminator	M		9.2.1.45		–	
Message Type	M		9.2.1.46		YES	reject
CRNC Communication Context ID	M		9.2.1.18		YES	ignore
Transaction ID	M		9.2.1.62		–	
Measurement ID	M		9.2.1.42		YES	ignore
CHOICE <i>Dedicated Measurement Object Type</i>	O			Dedicated Measurement Object Type the measurement was initiated with	YES	ignore
>RL or ALL RL					–	
>>RL Information		1..<maxnoofRLs>			EACH	ignore
>>>RL ID	M		9.2.1.53		–	
>>>DPCH ID	O		9.2.3.5	TDD only	–	
>>>PUSCH Information		0..<maxnoofPUSCHs>		TDD only	EACH	reject
>>>>PUSCH ID	M		9.2.3.12		–	
>>>Dedicated Measurement Value	M		9.2.1.24		–	
>>>CFN	O		9.2.1.7	Dedicated Measurement Time Reference	–	
>RLS or ALL RLS				FDD only	–	
>>RL Set Information		1..<maxnoofRLSets>			–	
>>>RL Set ID	M		9.2.2.39		–	
>>>Dedicated Measurement Value	M		9.2.1.24		–	
>>>CFN	O		9.2.1.7	Dedicated Measurement Time Reference	–	
Criticality Diagnostics	O		9.2.1.17		YES	ignore

Range	Explanation
<i>MaxnoofRLs</i>	Maximum number of individual RL's the measurement can be started on.
<i>MaxnoofPUSCHs</i>	Maximum number of PUSCH per RL a measurement can be started on.
<i>MaxnoofRLSets</i>	Maximum number of individual RL Sets a measurement can be started on.

9.1.54 DEDICATED MEASUREMENT INITIATION FAILURE

IE/Group Name	Presence	Range	IE Type and Reference	Semantics Description	Criticality	Assigned Criticality
Message Discriminator	M		9.2.1.45		–	
Message Type	M		9.2.1.46		YES	reject
CRNC Communication Context ID	M		9.2.1.18		YES	ignore
Transaction ID	M		9.2.1.62		–	
Measurement ID	M		9.2.1.42		YES	ignore
Cause	M		9.2.1.6		YES	ignore
Criticality Diagnostics	O		9.2.1.17		YES	ignore

9.1.55 DEDICATED MEASUREMENT REPORT

IE/Group Name	Presence	Range	IE Type and Reference	Semantics Description	Criticality	Assigned Criticality
Message Discriminator	M		9.2.1.45		–	
Message Type	M		9.2.1.46		YES	ignore
CRNC Communication Context ID	M		9.2.1.18	The reserved value "All CRNCC C" shall not be used.	YES	ignore
Transaction ID	M		9.2.1.62		–	
Measurement ID	M		9.2.1.42		YES	ignore
CHOICE <i>Dedicated Measurement Object Type</i>	M			Dedicated Measurement Object Type the measurement was initiated with	YES	ignore
>RL or ALL RL					–	
>>RL Information		1..<maxnoofRLs>			EACH	ignore
>>>RL ID	M		9.2.1.53		–	
>>>DPCH ID	O		9.2.3.5	TDD only	–	
>>>PUSCH Information		0..<maxnoofPUSCHs>		TDD only	EACH	reject
>>>>PUSCH ID	M		9.2.3.12		–	
>>>Dedicated Measurement Value Information	M		9.2.1.24A		–	
>RLS or ALL RLS				FDD only	–	
>>RL Set Information		1..<maxnoofRLSets>			EACH	ignore
>>>RL Set ID	M		9.2.1.39		–	
>>>Dedicated Measurement Value Information	M		9.2.1.24A		–	

Range	Explanation
<i>MaxnoofRLs</i>	Maximum number of individual RL's the measurement can be started on.
<i>MaxnoofPUSCHs</i>	Maximum number of PUSCH per RL a measurement can be started on.
<i>MaxnoofRLSets</i>	Maximum number of individual RL Sets a measurement can be started on.

9.1.56 DEDICATED MEASUREMENT TERMINATION REQUEST

IE/Group Name	Presence	Range	IE Type and Reference	Semantics Description	Criticality	Assigned Criticality
Message Discriminator	M		9.2.1.45		–	
Message Type	M		9.2.1.46		YES	ignore
Node B Communication Context ID	M		9.2.1.48	The reserved value 'All NBCC' shall be used if this value was used when initiating the measurement. Otherwise, the reserved value 'All NBCC' shall not be used.	YES	ignore
Transaction ID	M		9.2.1.62		–	
Measurement ID	M		9.2.1.42		YES	ignore

9.1.57 DEDICATED MEASUREMENT FAILURE INDICATION

IE/Group Name	Presence	Range	IE Type and Reference	Semantics Description	Criticality	Assigned Criticality
Message Discriminator	M		9.2.1.45		–	
Message Type	M		9.2.1.46		YES	ignore
CRNC Communication Context ID	M		9.2.1.18	The reserved value 'All CRNCC C' shall be used if the Node B Communication Context ID was set to 'All NBCC' when initiating the measurement. Otherwise, the reserved value 'All CRNCCC' shall not be used.	YES	ignore
Transaction ID	M		9.2.1.62		–	
Measurement ID	M		9.2.1.42		YES	ignore
Cause	M		9.2.1.6		YES	ignore

9.1.58 RADIO LINK FAILURE INDICATION

IE/Group Name	Presence	Range	IE type and reference	Semantics description	Criticality	Assigned Criticality
Message Discriminator	M		9.2.1.45		–	
Message Type	M		9.2.1.46		YES	ignore
CRNC Communication Context ID	M		9.2.1.18	The reserved value "All CRNCC C" shall not be used.	YES	ignore
Transaction ID	M		9.2.1.62		–	
CHOICE <i>Reporting Object</i>	M			Object for which the Failure shall be reported.	YES	ignore
>RL					–	
>>RL Information		1 to <MaxnoofRLs>			EACH	ignore
>>>RL ID	M		9.2.1.53		–	
>>>Cause	M		9.2.1.6		–	
>RL Set				FDD only	–	
>>RL Set Information		1 to <MaxnoofRL Sets>			EACH	ignore
>>>RL Set ID	M		9.2.2.39		–	
>>>Cause	M		9.2.1.6		–	
>CCTrCH				TDD only		
>>RL ID	M		9.2.1.53		–	
>>CCTrCH List		1 to <MaxnoCCTrCH>			EACH	ignore
>>>CCTrCH ID	M		CCTrCH ID 9.2.3.3		–	
>>>Cause	M		9.2.1.6		–	

Range bound	Explanation
<i>MaxnoofRLs</i>	Maximum number of RLs for one UE.
<i>MaxnoofRLSets</i>	Maximum number of RL Sets for one UE.
<i>MaxnoofCCTrCHs</i>	Maximum number of CCTrCHs for a UE.

9.1.59 RADIO LINK RESTORE INDICATION

IE/Group Name	Presence	Range	IE type and reference	Semantics description	Criticality	Assigned Criticality
Message Discriminator	M		9.2.1.45		–	
Message Type	M		9.2.1.46		YES	ignore
CRNC Communication Context ID	M		9.2.1.18	The reserved value "All CRNCC C" shall not be used.	YES	ignore
Transaction ID	M		9.2.1.62		–	
CHOICE <i>Reporting Object</i>	M			Object for which the Restoration shall be reported.	YES	ignore
>RL					–	
>>Radio Link Information		1 to <MaxnoofRLs>			EACH	ignore
>>>RL ID	M		9.2.1.53		–	
>RL Set				FDD only	–	
>>RL Set Information		1 to <MaxnoofRL Sets>			EACH	ignore
>>>RL Set ID	M		9.2.2.39		–	
>CCTrCH				TDD only		
>>RL ID	M		9.2.1.53			
>>CCTrCH List		1 to <MaxnoCCTrCH>			EACH	ignore
>>>CCTrCH ID	M		CCTrCH ID 9.2.3.3		–	

Range bound	Explanation
<i>MaxnoofRLs</i>	Maximum number of RLs for one UE.
<i>MaxnoofRLSets</i>	Maximum number of RL Sets for one UE.
<i>MaxnoofCCTrCHs</i>	Maximum number of CCTrCHs for a UE.

9.1.60 COMPRESSED MODE COMMAND [FDD]

IE/Group Name	Presence	Range	IE type and reference	Semantics description	Criticality	Assigned Criticality
Message Discriminator	M		9.2.1.45		–	
Message Type	M		9.2.1.46		YES	ignore
Node B communication context ID	M		9.2.1.48	The reserved value "All NBCC" shall not be used.	YES	ignore
Transaction ID	M		9.2.1.62		–	
Active Pattern Sequence Information	M		9.2.2.A		YES	ignore

9.1.61 ERROR INDICATION

IE/Group Name	Presence	Range	IE Type and Reference	Semantics Description	Criticality	Assigned Criticality
Message Discriminator	M		9.2.1.45		–	
Message Type	M		9.2.1.46		YES	ignore
CRNC Communication Context ID	O		9.2.1.18	The reserved value "All CRNCC C" shall not be used.	YES	ignore
Node B Communication Context ID	O		9.2.1.48	The reserved value "All NBCC" shall not be used.	YES	ignore
Transaction ID	M		9.2.1.62		–	
Cause	O		9.2.1.6		YES	ignore
Criticality Diagnostics	O		9.2.1.17		YES	ignore

9.1.62 PHYSICAL SHARED CHANNEL RECONFIGURATION REQUEST

9.1.62.1 FDD Message

IE/Group Name	Presence	Range	IE Type and Reference	Semantic Description	Criticality	Assigned Criticality
Message Discriminator	M		9.2.1.45		-	
Message Type	M		9.2.1.46		YES	reject
Transaction ID	M		9.2.1.62		-	
C-ID	M		9.2.1.9		YES	reject
SFN	O		9.2.1.53A		YES	reject

HS_PDSCH and HS-SCCH Total Power	O		Maximum Transmissi on Power 9.2.1.40	Maximum transmission power to be allowed for HS-PDSCH and HS-SCCH codes	YES	reject
HS-PDSCH and HS-SCCH Scrambling Code	O		DL Scrambling Code 9.2.2.13	Scrambling code on which HS-PDSCH and HS-SCCH is transmitted. 0= Primary scrambling code of the cell 1...15 = Secondary scrambling code	YES	reject
HS-PDSCH FDD Code Information		0..1	9.2.2.18F		YES	reject
HS-SCCH FDD Code Information		0..1	9.2.2.x18G		YES	reject

9.1.62.2 TDD Message

IE/Group Name	Presence	Range	IE Type and Reference	Semantic Description	Criticality	Assigned Criticality
Message Discriminator	M		9.2.1.45		-	
Message Type	M		9.2.1.46		YES	reject
Transaction ID	M		9.2.1.62		-	
C-ID	M		9.2.1.9		YES	reject
SFN	O		9.2.1.53A		YES	reject
PDSCH Sets to add		0..<maxnoof PDSCHSets >			GLOBAL	reject
>PDSCH Set ID	M		9.2.3.11		-	
>PDSCH to add Information		0..1		Mandatory for 3.84Mcps TDD	YES	reject
>>Repetition Period	M		9.2.3.16		-	
>>Repetition Length	M		9.2.3.15		-	
>>TDD Physical Channel Offset	M		9.2.3.20		-	
>>DL Timeslot Information		1 .. <maxnoofDL ts>			-	
>>>Time Slot	M		9.2.3.23		-	
>>>Midamble Shift and Burst Type	M		9.2.3.7		-	
>>>TFCI Presence	M		9.2.1.57		-	
>>>DL Code Information		1 .. <maxnoOfP DSCH>			-	
>>>>PDSCH ID	M		9.2.3.10		-	
>>>>TDD Channelisation Code	M		9.2.3.19		-	
>PDSCH to add Information LCR		0..1		Mandatory for 1.28Mcps TDD	YES	reject
>>Repetition Period	M		9.2.3.16		-	

>>Repetition Length	M		9.2.3.15		–	
>>TDD Physical Channel Offset	M		9.2.3.20		–	
>>DL Timeslot Information LCR		1 .. <MaxnoofDLtsLCR>			GLOBAL	reject
>>>Time Slot LCR	M		9.2.3.24A		–	
>>>Midamble shift LCR	M		9.2.3.7A		–	
>>>TFCI Presence	M		9.2.1.57		–	
>>>DL Code Information LCR		1 .. <maxnoOfPDSCH>			GLOBAL	reject
>>>>PDSCH ID	M		9.2.3.10		–	
>>>>TDD Channelisation Code LCR	M		9.2.3.19a		–	
PDSCH Sets to Modify		0..<maxnoofPDSCHSets>			GLOBAL	reject
>PDSCH Set ID	M		9.2.3.11		–	
>PDSCH to modify Information		0..1		Mandatory for 3.84Mcps TDD	YES	reject
>>Repetition Period	O		9.2.3.16		–	
>>Repetition Length	O		9.2.3.15		–	
>>TDD Physical Channel Offset	O		9.2.3.20		–	
>>DL Timeslot Information		0 .. <maxnoofDLts>			–	
>>>Time Slot	M		9.2.3.23		–	
>>>Midamble Shift and Burst Type	O		9.2.3.7		–	
>>>TFCI Presence	O		9.2.1.57		–	
>>>DL Code Information		0 .. <maxnoOfPDSCH>			–	
>>>>PDSCH ID	M		9.2.3.10		–	
>>>>TDD Channelisation Code	M		9.2.3.19		–	
>PDSCH to modify Information LCR		0..1		Mandatory for 1.28 Mcps TDD	YES	reject
>>Repetition Period	O		9.2.3.16		–	
>>Repetition Length	O		9.2.3.15		–	
>>TDD Physical Channel Offset	O		9.2.3.20		–	
>>DL Timeslot Information LCR		0 .. <MaxnoofDLtsLCR>			GLOBAL	reject
>>>Time Slot LCR	M		9.2.3.24A		–	
>>>Midamble shift LCR	O		9.2.3.7A			
>>>TFCI Presence	O		9.2.1.57		–	
>>>DL Code Information LCR		0 .. <maxnoOfPDSCHLCR>			GLOBAL	reject
>>>>PDSCH ID	M		9.2.3.10		–	
>>>>TDD Channelisation Code LCR	M		9.2.3.19a		–	

PDSCH Sets to Delete		<i>0..<maxnoof PDSCHSets ></i>			GLOBAL	reject
>PDSCH Set ID	M		9.2.3.11		-	
PUSCH Sets to add		<i>0..<maxnoof PUSCHSets ></i>			GLOBAL	reject
>PUSCH Set ID	M		9.2.3.13		-	
>PUSCH to add Information		<i>0..1</i>		Mandatory for 3.84Mcps TDD	YES	reject
>>Repetition Period	M		9.2.3.16		-	
>>Repetition Length	M		9.2.3.15		-	
>>TDD Physical Channel Offset	M		9.2.3.20		-	
>>UL Timeslot Information		<i>1 .. <maxnoofUL ts></i>			-	
>>>Time Slot	M		9.2.3.23		-	
>>>Midamble Shift and Burst Type	M		9.2.3.7		-	
>>>TFCI Presence	M		9.2.1.57		-	
>>>UL Code Information		<i>1 .. <maxnoOfP USCH></i>			-	
>>>>PUSCH ID	M		9.2.3.12		-	
>>>>TDD Channelisation Code	M		9.2.3.19		-	
>PUSCH to add Information LCR	O	1		For 1.28Mcps TDD only	YES	reject
>>Repetition Period	M		9.2.3.16		-	
>>Repetition Length	M		9.2.3.15		-	
>>TDD Physical Channel Offset	M		9.2.3.20		-	
>>UL Timeslot Information LCR		<i>1 .. <MaxnoofUL tsLCR></i>			GLOBAL	reject
>>>Time Slot LCR	M		9.2.3.24A		-	
>>>Midamble shift LCR	M		9.2.3.7A			
>>>TFCI Presence	M		9.2.1.57		-	
>>>UL Code Information LCR		<i>1 .. <maxnoOfP USCHLCR></i>			GLOBAL	reject
>>>>PUSCH ID	M		9.2.3.12		-	
>>>>TDD Channelisation Code LCR	M		9.2.3.19a		-	
PUSCH Sets to Modify		<i>0..<maxnoof PUSCHSets ></i>			GLOBAL	reject
>PUSCH Set ID	M		9.2.3.13		-	
>PUSCH to modify Information		<i>0..1</i>		For 3.84Mcps TDD only	YES	reject
>>Repetition Period	O		9.2.3.16		-	
>>Repetition Length	O		9.2.3.15		-	
>>TDD Physical Channel Offset	O		9.2.3.20		-	
>>UL Timeslot Information		<i>0 .. <maxnoofUL ts></i>			-	
>>>Time Slot	M		9.2.3.23		-	

>>>Midamble Shift and Burst Type	O		9.2.3.7		–	
>>>TFCI Presence	O		9.2.1.57		–	
>>>UL Code Information		0 .. <maxnoOfPDSCH>			–	
>>>>PUSCH ID	M		9.2.3.12		–	
>>>>TDD Channelisation Code	M		9.2.3.19		–	
>PUSCH to modify Information LCR		0..1		For 1.28Mcps TDD only	YES	reject
>>Repetition Period	O		9.2.3.16		–	
>>Repetition Length	O		9.2.3.15		–	
>>TDD Physical Channel Offset	O		9.2.3.20		–	
>>UL Timeslot Information LCR		0 .. <MaxnoofULtsLCR>		For 1.28Mcps TDD only	GLOBAL	reject
>>>Time Slot LCR	M		9.2.3.24A		–	
>>>Midamble shift LCR	O		9.2.3.7A			
>>>TFCI Presence	O		9.2.1.57		–	
>>>UL Code Information LCR		0 .. <maxnoOfPDSCHLCR>			GLOBAL	reject
>>>>PUSCH ID	M		9.2.3.12		–	
>>>>TDD Channelisation Code LCR	M		9.2.3.19a		–	
PUSCH Sets to Delete		0..<maxnoofPUSCHSets>			GLOBAL	reject
>PUSCH Set ID	M		9.2.3.13		-	
HS-PDSCH TDD Information		0..1			GLOBAL	reject
>DL Timeslot Information		0 .. <maxnoofDLts>		For 3.84Mcps TDD only	–	
>>Time Slot	M		9.2.3.23		–	
>>Midamble Shift and Burst Type	M		9.2.3.7		–	
>DL Timeslot Information LCR		0 .. <maxnoofDLtsLCR>		For 1.28Mcps TDD only	GLOBAL	reject
>>Time Slot LCR	M		9.2.3.24a		–	
>>Midamble shift LCR	M		9.2.3.7A		–	
Add to HS-SCCH Resource Pool		0..1			GLOBAL	reject

>HS-SCCH Information		<i>0 .. <maxnoofH SSCCH></i>		For 3.84Mcps TDD only	–	
>>HS-SCCH ID	M		9.2.3.18H		–	
>>Time Slot	M		9.2.3.23		–	
>>Midamble Shift and Burst Type	M		9.2.3.7		–	
>>TDD Channelisation Code	M		9.2.3.19		–	
>>Maximum HS-SCCH Power	M		DL Power 9.2.1.21		–	
>>HS-SICH Information		<i>1</i>			–	
>>>Time Slot	M		9.2.3.23		–	
>>>Midamble Shift and Burst Type	M		9.2.3.7		–	
>>>TDD Channelisation Code	M		9.2.3.19		–	
>HS-SCCH Information LCR		<i>0 .. <maxnoofH SSCCH></i>		For 1.28Mcps TDD only	GLOBAL	reject
>>HS-SCCH ID	M		9.2.3.18H		–	
>>Time Slot LCR	M		9.2.3.24a		–	
>>Midamble shift LCR	M		9.2.3.7A		–	
>>TDD Channelisation Code LCR	M		9.2.3.19a		–	
>>Maximum HS-SCCH Power	M		DL Power 9.2.1.21		–	
>>HS-SICH Information LCR		<i>1</i>			–	
>>>Time Slot LCR	M		9.2.3.24a		–	
>>>Midamble shift LCR	M		9.2.3.7A		–	
>>>TDD Channelisation Code LCR	M		9.2.3.19a		–	
Modify HS-SCCH Resource Pool		<i>0..1</i>			GLOBAL	reject

>HS-SCCH Information		0 .. <maxnoofH SSCCH>		For 3.84Mcps TDD only	-	
>>HS-SCCH ID	M		9.2.3.18H		-	
>>Time Slot	O		9.2.3.23		-	
>>Midamble Shift and Burst Type	O		9.2.3.7		-	
>>TDD Channelisation Code	O		9.2.3.19		-	
>>Maximum HS-SCCH Power	O		DL Power 9.2.1.21		-	
>>HS-SICH Information		0..1			-	
>>>Time Slot	O		9.2.3.23		-	
>>>Midamble Shift and Burst Type	O		9.2.3.7		-	
>>>TDD Channelisation Code	O		9.2.3.19		-	
>HS-SCCH Information LCR		0 .. <maxnoofH SSCCH>		For 1.28Mcps TDD only	GLOBAL	reject
>>HS-SCCH ID	M		9.2.3.18H		-	
>>Time Slot LCR	O		9.2.3.24a		-	
>>Midamble shift LCR	O		9.2.3.7A		-	
>>TDD Channelisation Code LCR	O		9.2.3.19a		-	
>>Maximum HS-SCCH Power	O		DL Power 9.2.1.21		-	
>>HS-SICH Information LCR		0..1			-	
>>>Time Slot LCR	O		9.2.3.24a		-	
>>Midamble shift LCR	O		9.2.3.7A		-	
>>>TDD Channelisation Code LCR	O		9.2.3.19a		-	
Delete from HS-SCCH Resource Pool		0..<maxnoof HSSCCHs>			GLOBAL	reject
>HS-SCCH ID	M		9.2.3.18H		-	

Range bound	Explanation
Maxnoof PDSCH Sets	Maximum number of PDSCH Sets in a cell.
Maxnoof PDSCH	Maximum number of PDSCH in a cell for 3.84Mcps TDD only.
MaxnoOfPDSCHLCR	Maximum number of PDSCH in a cell for 1.28Mcps TDD only.
Maxnoof PUSCH Sets	Maximum number of PUSCH Sets in a cell.
Maxnoof PUSCH	Maximum number of PUSCH in a cell for 3.84Mcps TDD.
Maxnoof PUSCHLCR	Maximum number of PUSCH in a cell for 1.28Mcps TDD.

<i>MaxnoofDLts</i>	Maximum number of Downlink time slots in a cell for 3.84Mcps TDD.
<i>MaxnoofULts</i>	Maximum number of Uplink time slots in a cell for 3.84Mcps TDD.
<i>MaxnoofULtsLCR</i>	Maximum number of Uplink time slots in a cell for 1.28Mcps TDD
<i>MaxnoofHSSCCHs</i>	Maximum number of HS-SCCHs in a Cell

9.1.63 PHYSICAL SHARED CHANNEL RECONFIGURATION RESPONSE

IE/Group Name	Presence	Range	IE Type and Reference	Semantic Description	Criticality	Assigned Criticality
Message Discriminator	M		9.2.1.45		-	
Message Type	M		9.2.1.46		YES	reject
Transaction ID	M		9.2.1.62		-	
Criticality Diagnostics	O		9.2.1.17		YES	ignore

9.1.64 PHYSICAL SHARED CHANNEL RECONFIGURATION FAILURE

IE/Group Name	Presence	Range	IE Type and Reference	Semantic Description	Criticality	Assigned Criticality
Message Discriminator	M		9.2.1.45		-	
Message Type	M		9.2.1.46		YES	reject
Transaction ID	M		9.2.1.62		-	
CHOICE <i>cause level</i>	M				YES	ignore
> <i>General</i>					-	
>> <i>Cause</i>	M		9.2.1.6		-	
> <i>Set specific</i>				TDD Only	-	
>>Unsuccessful DL Shared channel set		0..<maxnoof PDSCHSets >			EACH	ignore
>>>PDSCH Set ID	M		9.2.3.13		-	
>>> <i>Cause</i>	M		9.2.1.6		YES	ignore
>>Unsuccessful UL Shared channel set		0..<maxnoof PUSCHSets >			EACH	ignore
>>>PUSCH Set ID	M		9.2.3.13		-	
>>> <i>Cause</i>	M		9.2.1.6		-	
Criticality Diagnostics	O		9.2.1.17		YES	ignore

Range bound	Explanation
<i>Maxnoof PDSCH Sets</i>	Maximum number of PDSCH Sets in a cell.
<i>Maxnoof PUSCH Sets</i>	Maximum number of PUSCH Sets in a cell.

9.1.65 RESET REQUEST

IE/Group Name	Presence	Range	IE type and reference	Semantic Description	Criticality	Assigned Criticality
Message Discriminator	M		9.2.1.45		-	
Message Type	M		9.2.1.46		YES	reject
Transaction ID	M		9.2.1.62		-	

CHOICE <i>Reset Indicator</i>	M				YES	ignore
> <i>CommunicationContext</i>					–	
>> Communication Context Information		1..<maxCommunicationContext>			EACH	reject
>>>CHOICE <i>Communication Context Type</i>	M				–	
>>>>CRNC <i>Communication Context</i>					–	
>>>>>CRNC <i>Communication Context ID</i>	M		9.2.1.18		–	
>>>>Node B <i>Communication Context</i>					–	
>>>>>Node B <i>Communication Context ID</i>	M		9.2.1.48		–	
> <i>CommunicationControl Port</i>					–	
>> Communication Control Port Information		1..<maxCCPinNodeB>			EACH	reject
>>>Communication <i>Control Port ID</i>	M		9.2.1.15		–	
>Node B			NULL		–	

Range bound	Explanation
<i>maxCommunicationContext</i>	Maximum number of communication contexts that can exist in the Node-B
<i>maxCCPinNodeB</i>	Maximum number of communication control ports that can exist in the Node B

9.1.66 RESET RESPONSE

IE/Group Name	Presence	Range	IE type and reference	Semantics description	Criticality	Assigned Criticality
Message Discriminator	M		9.2.1.45		–	
Message Type	M		9.2.1.46		YES	reject
Transaction ID	M		9.2.1.62		–	
Criticality Diagnostics	O		9.2.1.17		YES	ignore

9.1.67 DL POWER TIMESLOT CONTROL REQUEST [TDD]

IE/Group Name	Presence	Range	IE type and reference	Semantics description	Criticality	Assigned Criticality
Message Discriminator	M		9.2.1.45		–	
Message Type	M		9.2.1.46		YES	ignore
Node B Communication Context ID	M		9.2.1.48	The reserved value "All NBCC" shall not be used.	YES	ignore
Transaction ID	M		9.2.1.62		–	
DL Time Slot ISCP Info	O		9.2.3.4F	Mandatory For 3.84Mcps TDD only	YES	ignore
DL Time Slot ISCP Info LCR	O		9.2.3.40A	Mandatory For 1.28Mcps TDD only	YES	ignore
Primary CCPCH RSCP	O		9.2.3.11A		YES	ignore

9.1.68 RADIO LINK PREEMPTION REQUIRED INDICATION

IE/Group Name	Presence	Range	IE type and reference	Semantics description	Criticality	Assigned Criticality
Message Type	M		9.2.1.46		YES	ignore
Transaction ID	M		9.2.1.62		–	
CRNC Communication Context ID	M		9.2.1.18		YES	ignore
RL Information		<i>0..<maxno ofRLs></i>			EACH	ignore
>RL ID	M		9.2.1.53		–	

Range bound	Explanation
MaxnoofRLs	Maximum number of radio links for one UE

9.1.69 INFORMATION EXCHANGE INITIATION REQUEST

IE/Group Name	Presence	Range	IE Type and Reference	Semantics Description	Criticality	Assigned Criticality
Message Discriminator	M		9.2.1.45		–	
Message Type	M		9.2.1.46		YES	reject
Transaction ID	M		9.2.1.62		–	
Information Exchange ID	M		9.2.1.36C		YES	reject
Information Exchange Object Type	M		9.2.1.36A		YES	reject
CHOICE <i>Information Exchange Object Type</i>	M				YES	reject
>Cell					-	
>>C-ID	M		9.2.1.9		-	
Information Type	M		9.2.1.36D		YES	reject
Information Report Characteristics	M		9.2.1.36B		YES	reject

9.1.70 INFORMATION EXCHANGE INITIATION RESPONSE

IE/Group Name	Presence	Range	IE Type and Reference	Semantics Description	Criticality	Assigned Criticality
Message Discriminator	M		9.2.1.45		-	
Message Type	M		9.2.1.46		YES	reject
Transaction ID	M		9.2.1.62		-	
Information Exchange ID	M		9.2.1.36C		YES	ignore
CHOICE <i>Information Exchange Object Type</i>	O				YES	ignore
> <i>Cell</i>					-	
>>Requested Data Value	M		9.2.1.51A		-	
Criticality Diagnostics	O		9.2.1.17		YES	ignore

9.1.71 INFORMATION EXCHANGE INITIATION FAILURE

IE/Group Name	Presence	Range	IE Type and Reference	Semantics Description	Criticality	Assigned Criticality
Message Discriminator	M		9.2.1.45		-	
Message Type	M		9.2.1.46		YES	reject
Transaction ID	M		9.2.1.62		-	
Information Exchange ID	M		9.2.1.36C		YES	ignore
Cause	M		9.2.1.6		YES	ignore
Criticality Diagnostics	O		9.2.1.17		YES	ignore

9.1.72 INFORMATION REPORT

IE/Group Name	Presence	Range	IE Type and Reference	Semantics Description	Criticality	Assigned Criticality
Message Discriminator	M		9.2.1.45		-	
Message Type	M		9.2.1.46		YES	ignore
Transaction ID	M		9.2.1.62		-	
Information Exchange ID	M		9.2.1.36C		YES	ignore
CHOICE <i>Information Exchange Object Type</i>	M				YES	ignore
> <i>Cell</i>					-	
>>Requested Data Value Information	M		9.2.1.51B		-	

9.1.73 INFORMATION EXCHANGE TERMINATION REQUEST

IE/Group Name	Presence	Range	IE Type and Reference	Semantics Description	Criticality	Assigned Criticality
Message Discriminator	M		9.2.1.45		-	
Message Type	M		9.2.1.46		YES	ignore
Transaction ID	M		9.2.1.62		-	
Information Exchange ID	M		9.2.1.36C		YES	ignore

9.1.74 INFORMATION EXCHANGE FAILURE INDICATION

IE/Group Name	Presence	Range	IE Type and Reference	Semantics Description	Criticality	Assigned Criticality
Message Discriminator	M		9.2.1.45		–	
Message Type	M		9.2.1.46		YES	ignore
Transaction ID	M		9.2.1.62		–	
Information Exchange ID	M		9.2.1.36C		YES	ignore
Cause	M		9.2.1.6		YES	ignore

9.1.75 CELL SYNCHRONISATION INITIATION REQUEST [TDD]

IE/Group Name	Presence	Range	IE type and reference	Semantics description	Criticality	Assigned Criticality
Message Discriminator	M		9.2.1.45		–	
Message Type	M		9.2.1.46		YES	reject
Transaction ID	M		9.2.1.62		–	
C-ID	M		9.2.1.9		YES	reject
Cell Sync Burst Repetition Period	M		9.2.3.4J		YES	reject
Time Slot Information		0..15		Mandatory for 3.84Mcps TDD only	GLOBAL	reject
>Time Slot	M		9.2.3.23		–	
Cell Sync Burst Transmission Initiation Information		0..1		3.84Mcps TDD only	GLOBAL	reject
>CSB Transmission ID	M		9.2.3.4N			
>SFN	M		9.2.1.53A		–	
>Cell Sync Burst Code	M		9.2.3.4G		–	
>Cell Sync Burst Code shift	M		9.2.3.4H			
>Initial DL transmission Power	M		DL Power 9.2.1.21		–	
Cell Sync Burst Measurement Initiation Information		0..1		3.84Mcps TDD only	GLOBAL	reject
>CSB Measurement ID	M		9.2.3.4I			
>Cell Sync Burst Code	M		9.2.3.4G		–	
>Cell Sync Burst Code shift	M		9.2.3.4H			
>Synchronisation Report Type	M		9.2.3.18 ^E		–	
>SFN	O		9.2.1.53A		–	
>Synchronisation Report Characteristics	M		9.2.3.18D		–	
SYNC_DL Code Transmission Initiation Information LCR		0..1		1.28Mcps TDD only	GLOBAL	reject
>CSB Transmission ID	M		9.2.3.4N		–	
>SFN	M		9.2.1.53A		–	
>UARFCN	M		9.2.1.65		–	
>SYNC_DL Code ID	M		9.2.3.18B		–	
>DwPCH Power	M		9.2.3.5B		–	
SYNC_DL Code Measurement Initiation Information LCR		0..1		1.28Mcps TDD only	GLOBAL	reject

>CSB Measurement ID	M		9.2.3.4I		–	
>SFN	O		9.2.1.53A		–	
>UARFCN	M		9.2.1.65		–	
>SYNC_DL Code ID	M		9.2.3.18B		–	
>Synchronisation Report Type	M		9.2.3.18E		–	
>Synchronisation Report Characteristics	M		9.2.3.18D		–	

9.1.76 CELL SYNCHRONISATION INITIATION RESPONSE [TDD]

IE/Group Name	Presence	Range	IE Type and Reference	Semantics Description	Criticality	Assigned Criticality
Message Discriminator	M		9.2.1.45		–	
Message Type	M		9.2.1.46		YES	reject
Transaction ID	M		9.2.1.62		–	
Criticality Diagnostics	O		9.2.1.17		YES	ignore

9.1.77 CELL SYNCHRONISATION INITIATION FAILURE [TDD]

IE/Group Name	Presence	Range	IE Type and Reference	Semantics Description	Criticality	Assigned Criticality
Message Discriminator	M		9.2.1.45		–	
Message Type	M		9.2.1.46		YES	reject
Transaction ID	M		9.2.1.62		–	
Cause	M		9.2.1.6		YES	Ignore
Criticality Diagnostics	O		9.2.1.17		YES	Ignore

9.1.78 CELL SYNCHRONISATION RECONFIGURATION REQUEST [TDD]

IE/Group Name	Presence	Range	IE type and reference	Semantics description	Criticality	Assigned Criticality
Message Discriminator	M		9.2.1.45		–	
Message Type	M		9.2.1.46		YES	reject
Transaction ID	M		9.2.1.62		–	
C-ID	M		9.2.1.9		YES	reject
Time Slot	M		9.2.3.23	3.84Mcps TDD only. For 1.28Mcps TDD the CRNC should set this to 0 and the Node B shall ignore it	YES	reject
Number of cycles per SFN period	M		9.2.3.7B		YES	reject
Number of repetitions per cycle period	M		9.2.3.7C		YES	reject
Cell Sync Burst Transmission Reconfiguration Information		0 .. <maxnoofCellSyncBursts >		3.84Mcps TDD only	Global	reject
>CSB Transmission ID	M		9.2.3.4N		–	
>Sync Frame number to transmit	M		Sync Frame number 9.2.3.18C		–	
>Cell Sync Burst Code	O		9.2.3.4G		–	
>Cell Sync Burst Code shift	O		9.2.3.4H		–	
>DL transmission Power	O		DL Power 9.2.1.21		–	
Cell Sync Burst Measurement Reconfiguration Information		0..1		3.84Mcps TDD only	YES	reject
>Cell Sync Burst Measurement Information		1 .. <maxnoofCellSyncBursts>			GLOBAL	reject
>>Sync Frame number to receive	M		Sync Frame number 9.2.3.18C		–	
>>Cell Sync Burst Information		1..<maxnoofreceptionsperSyncFrame>			–	
>>>CSB Measurement ID	M		9.2.3.4I		–	
>>>Cell Sync Burst Code	M		9.2.3.4G		–	
>>>Cell Sync Burst Code shift	M		9.2.3.4H		–	
>Synchronisation Report	O		9.2.3.18E		YES	reject

Type						
>Synchronisation Report Characteristics	O		9.2.3.18D		YES	reject
Number of subcycles per cycle period	O		9.2.3.7D	1.28Mcps TDD only	YES	reject
SYNC_DL Code Transmission Reconfiguration Information LCR		0 .. <maxnoofSyncFramesLCR>		1.28Mcps TDD only	GLOBAL	reject
>CSB Transmission ID	M		9.2.3.4N		–	
>Sync Frame number for transmission	M		Sync Frame number 9.2.3.18C		–	
>UARFCN	M		9.2.1.65		–	
>SYNC_DL Code ID	O		9.2.3.18B		–	
>DwPCH Power	O		9.2.3.5B		–	
SYNC_DL Code Measurement Reconfiguration Information LCR		0..1		1.28Mcps TDD only	YES	reject
>SYNC_DL Code Measurement Information LCR		1 .. <maxnoofSyncDLCodesLCR>			GLOBAL	reject
>>Sync Frame number to receive	M		Sync Frame number 9.2.3.18C		–	
>>Sync_DLCode Information LCR		1..<maxnoofreceptionsperSyncFrameLCR>			–	
>>>CSB Measurement ID	M		9.2.3.4I		–	
>>>SYNC_DL Code ID	M		9.2.3.18B		–	
>>>UARFCN	M		9.2.1.65		–	
>>>Propagation Delay Compensation	O		Timing Adjustment value 9.2.3.22a		–	
>Synchronisation Report Type	O		9.2.3.18E		YES	reject
>Synchronisation Report Characteristics	O		9.2.3.18D		YES	reject

Range bound	Explanation
maxnoofCellSyncBursts	Maximum number of cell sync bursts per cycle for 3.84Mcps TDD
maxnoofreceptionsperSyncFrame	Maximum number of cell sync burst receptions per Sync Frame for 3.84Mcps TDD
maxnoofSyncFramesLCR	Maximum number of Sync Frames per subcycle for 1.28Mcps TDD
maxnoofreceptionsperSyncFrameLCR	Maximum number of SYNC_DL Code ID receptions per Sync Frame for 1.28Mcps TDD

9.1.79 CELL SYNCHRONISATION RECONFIGURATION RESPONSE [TDD]

IE/Group Name	Presence	Range	IE Type and Reference	Semantics Description	Criticality	Assigned Criticality
Message Discriminator	M		9.2.1.45		–	
Message Type	M		9.2.1.46		YES	reject
Transaction ID	M		9.2.1.62		–	
Criticality Diagnostics	O		9.2.1.17		YES	ignore

9.1.80 CELL SYNCHRONISATION RECONFIGURATION FAILURE [TDD]

IE/Group Name	Presence	Range	IE Type and Reference	Semantics Description	Criticality	Assigned Criticality
Message Discriminator	M		9.2.1.45		–	
Message Type	M		9.2.1.46		YES	reject
Transaction ID	M		9.2.1.62		–	
Cause	M		9.2.1.6		YES	ignore
Criticality Diagnostics	O		9.2.1.17		YES	ignore

9.1.81 CELL SYNCHRONISATION REPORT [TDD]

IE/Group Name	Presence	Range	IE type and reference	Semantics description	Criticality	Assigned Criticality
Message Discriminator	M		9.2.1.45		–	
Message Type	M		9.2.1.46		YES	ignore
Transaction ID	M		9.2.1.62		–	
Cell Synchronisation Information		0.. <maxCellin NodeB >		Mandatory for 3.84Mcps TDD only	EACH	ignore
>C-ID	M		9.2.1.9		YES	ignore
>CHOICE <i>Synchronisation Report Type</i>					YES	ignore
>> <i>Initial Phase or Steady-State Phase</i>					–	
>>> Cell Sync Burst Measured Information		1 .. <maxnoof CellSyncB ursts>			–	
>>>>SFN	M		9.2.1.53A		–	
>>>> Cell Sync Burst Information		1..<maxno ofreception sperSyncF rame>			–	
>>>>>CHOICE <i>Cell Sync Burst Availability Indicator</i>	M				–	
>>>>>> <i>Cell Sync Burst Available</i>					–	
>>>>>>>Cell Sync Burst Timing	M		9.2.3.4L		–	
>>>>>>>Cell Sync Burst SIR	M		9.2.3.4K		–	
>>>>>>>> <i>Cell Sync Burst not Available</i>			NULL		–	

>>>Accumulated Clock update	O		Timing Adjustment Value 9.2.3.22a		-	
>>>SYNC_DL Codes Measured Information		0..<maxno ofSyncFramesLCR>		Mandatory for 1.28Mcps TDD only	YES	ignore
>>>>SFN	M		9.2.1.53A		-	
>>>>SYNC_DL Code Information		1..<maxno ofreception sperSyncFrameLCR>			-	
>>>>>CHOICE SYNC_DL Code Availability Indicator	M				-	
>>>>>>SYNC_DL Code Available					-	
>>>>>>>SYNC_DL Code ID Timing	M		Cell Sync Burst Timing 9.2.3.4L		-	
>>>>>>>SYNC_DL Code ID SIR	M		Cell Sync Burst SIR 9.2.3.4K		-	
>>>>>>>SYNC_DL Code not Available			NULL		-	
>>Late-Entrant Cell			NULL		-	
>>Frequency Acquisition			NULL		-	

Range bound	Explanation
maxCellinNodeB	Maximum number of Cells in a Node B
maxnoofCellSyncBursts	Maximum number of cell sync bursts per cylce for 3.84Mcps TDD
maxnoofreceptionsperSyncFrame	Maximum number of cell sync burst receptions per Sync Frame for 3.84Mcps TDD
maxnoofSyncFramesLCR	Maximum number of SYNCFrames per measurement reporting period for 1.28Mcps TDD
maxnoofreceptionsperSyncFrameLCR	Maximum number of SYNC_DL Code ID receptions per Sync Frame for 1.28Mcps TDD

9.1.82 CELL SYNCHRONISATION TERMINATION REQUEST [TDD]

IE/Group Name	Presence	Range	IE Type and Reference	Semantics Description	Criticality	Assigned Criticality
Message Discriminator	M		9.2.1.45		-	
Message Type	M		9.2.1.46		YES	ignore
Transaction ID	M		9.2.1.62		-	
C-ID	M		9.2.1.9		YES	ignore
CSB Transmission ID	O		9.2.3.4N		YES	ignore
CSB Measurement ID	O		9.2.3.4I		YES	ignore

9.1.83 CELL SYNCHRONISATION FAILURE INDICATION [TDD]

IE/Group Name	Presence	Range	IE Type and Reference	Semantics Description	Criticality	Assigned Criticality
Message Discriminator	M		9.2.1.45		–	
Message Type	M		9.2.1.46		YES	ignore
Transaction ID	M		9.2.1.62		–	
C-ID	M		9.2.1.9		YES	ignore
CSB Transmission ID	O		9.2.3.4N		YES	ignore
CSB Measurement ID	O		9.2.3.4I		YES	ignore
Cause	M		9.2.1.6		YES	ignore

9.1.84 CELL SYNCHRONISATION ADJUSTMENT REQUEST [TDD]

IE/Group Name	Presence	Range	IE type and reference	Semantics description	Criticality	Assigned Criticality
Message Discriminator	M		9.2.1.45		–	
Message Type	M		9.2.1.46		YES	ignore
Transaction ID	M		9.2.1.62		–	
Cell Adjustment Information		1..<maxCellinNodeB>			EACH	ignore
>C-ID	M		9.2.1.9		–	
>Frame Adjustment value	O		9.2.3.5C		–	
>Timing Adjustment value	O		9.2.3.22a		–	
>DL Transmission Power	O		9.2.1.21		–	
>SFN	O		9.2.1.53A		–	
>DwPCH Power	O		9.2.3.5B	1.28Mcps TDD only	YES	ignore

Range bound	Explanation
MaxCellinNodeB	Maximum number of Cells in a Node B

9.1.85 CELL SYNCHRONISATION ADJUSTMENT RESPONSE [TDD]

IE/Group Name	Presence	Range	IE type and reference	Semantics description	Criticality	Assigned Criticality
Message Discriminator	M		9.2.1.45		–	
Message Type	M		9.2.1.46		YES	ignore
Transaction ID	M		9.2.1.62		–	
Criticality Diagnostics	O		9.2.1.17		YES	Ignore

9.1.86 CELL SYNCHRONISATION ADJUSTMENT FAILURE [TDD]

IE/Group Name	Presence	Range	IE type and reference	Semantics description	Criticality	Assigned Criticality
Message Discriminator	M		9.2.1.45		–	
Message Type	M		9.2.1.46		YES	ignore
Transaction ID	M		9.2.1.62		–	
CHOICE <i>cause level</i>	M				YES	ignore
> <i>General</i>					–	
>>Cause	M		9.2.1.6		–	
> <i>Cell specific</i>					–	
>> Unsuccessful Cell Information Response		1.. <maxCellinNodeB>			EACH	ignore
>>>C-ID	M		9.2.1.9		–	
>>>Cause	M		9.2.1.6		–	
Criticality Diagnostics	O		9.2.1.17		YES	Ignore

Range bound	Explanation
MaxCellinNodeB	Maximum number of Cells in a Node B

9.1.87 BEARER REARRANGEMENT INDICATION

IE/Group name	Presence	Range	IE Type and Reference	Semantic Description	Criticality	Assigned Criticality
Message Discriminator	M		9.2.1.45		–	
Message Type	M		9.2.1.46		YES	ignore
CRNC Communication Context ID	M		9.2.1.18	The reserved value "All CRNCC C" shall not be used.	YES	ignore
Transaction ID	M		9.2.1.62		–	
Signalling Bearer Request Indicator	O		9.2.1.55A		YES	ignore
DCHs to Re-arrange		0.. <max noofDC Hs>			GLOBAL	ignore
>DCH ID	M		9.2.1.20		–	
DSCHs to Re-arrange		0.. <max noofDS CHs>			GLOBAL	ignore
>DSCH ID	M		9.2.1.27		–	
USCHs to Re-arrange		0.. <Maxno of USCHs >		TDD only	GLOBAL	ignore
>USCH ID	M		9.2.3.27		–	
TFCI2 Bearer Request Indicator	O		9.2.1.56C	FDD only	YES	ignore

9.1.88 RADIO LINK ACTIVATION COMMAND

9.1.88.1 FDD Message

IE/Group Name	Presence	Range	IE type and reference	Semantics Description	Criticality	Assigned Criticality
Message Discriminator	M		9.2.1.45		–	
Message Type	M		9.2.1.46		YES	reject
Node B Communication Context ID	M		9.2.1.48		YES	reject
Transaction ID	M		9.2.1.62		–	
Delayed activation Information		<i>1..<maxnoofRLs></i>			EACH	reject
>RL ID	M		9.2.1.53		-	
>Delayed Activation Update	M		9.2.1.24D		-	

9.1.88.2 TDD Message

IE/Group Name	Presence	Range	IE type and reference	Semantics Description	Criticality	Assigned Criticality
Message Discriminator	M		9.2.1.45		–	
Message Type	M		9.2.1.46		YES	reject
Node B Communication Context ID	M		9.2.1.48		YES	reject
Transaction ID	M		9.2.1.62		–	
Delayed activation Information		<i>1..<maxnoofRLs></i>			EACH	reject
>RL ID	M		9.2.1.53		-	
>Delayed Activation Update	M		9.2.1.24D		-	

9.2 Information Element Functional Definition and Contents

9.2.0 General

Subclause 9.2 presents the NBAP IE definitions in tabular format. The corresponding ASN.1 definition is presented in Subclause 9.3. In case there is contradiction between the tabular format in Subclause 9.2 and the ASN.1 definition, the ASN.1 shall take precedence, except for the definition of conditions for the presence of conditional elements, where the tabular format shall take precedence.

When specifying information elements which are to be represented by bitstrings, if not otherwise specifically stated in the semantics description of the concerned IE or elsewhere, the following principle applies with regards to the ordering of bits:

- The first bit (leftmost bit) contains the most significant bit (MSB);
- The last bit (rightmost bit) contains the least significant bit (LSB);
- When importing bitstrings from other specifications, the first bit of the bitstring contains the first bit of the concerned information;

9.2.1 Common parameters

9.2.1.1 Add/Delete Indicator

The add/delete indicator shall notify the RNC whether the associated resource has been added to or removed from the Node B.

IE/Group Name	Presence	Range	IE type and reference	Semantics description
Add/Delete Indicator			ENUMERATED(Add, Delete)	

9.2.1.1A Allocation/Retention Priority

This parameter indicates the priority level in the allocation and retention of Node B internal resources. See Annex A.

IE/Group Name	Presence	Range	IE type and reference	Semantics description
Priority Level	M		INTEGER {spare (0), highest (1), ..., lowest (14), no priority (15)} (0..15)	This IE indicates the priority of the request. Usage: Values between 1 and 14 are ordered in decreasing order of priority, '1' being the highest and '14' the lowest. Value 0 shall be treated as a logical error if received.
Pre-emption Capability	M		ENUMERATED (shall not trigger pre-emption, may trigger pre-emption)	
Pre-emption Vulnerability	M		ENUMERATED (not pre-emptable, pre-emptable)	

9.2.1.2 Availability Status

The availability status is used to indicate more detailed information of the availability of the resource. In accordance with ref. [6], following values are defined. If the value of this attribute is an empty set, this implies that none of the status conditions described in ref. [6] are present.

IE/Group Name	Presence	Range	IE type and reference	Semantics description
Availability Status			ENUMERATED (empty, in test, failed, power off, off line, off duty, dependency, degraded, not installed, log full, ...)	

9.2.1.3 BCCH Modification Time

Indicates the time after which the new system information shall be applied on BCCH.

IE/Group Name	Presence	Range	IE type and reference	Semantics description
BCCH Modification Time			Integer (0..511)	All SFN values in which MIB may be mapped are allowed. The tabular description is presented in [18].

9.2.1.4 Binding ID

The Binding ID is the identifier of a user data stream.

In case of transport bearer establishment with ALCAP [2][31], this IE contains the identifier that is allocated at Node B and that is unique for each transport bearer under establishment to/from the Node B.

If the Transport Layer Address contains an IP address [29], this IE contains the UDP port [30] intended to be used for the user plane transport.

IE/Group Name	Presence	Range	IE type and reference	Semantics description
Binding ID			Octetstring (1..4,...)	If the Binding ID includes an UDP port, the UDP port is included in octet 1 and 2. The first octet of the UDP port field shall be included in the first octet of the Binding ID.

9.2.14A BLER

This Block Error Rate defines the target radio interface Transport Block Error Rate of the transport channel. BLER is used by the Node B to determine the needed SIR targets, for admission control and power management reasons.

IE/Group Name	Presence	Range	IE type and reference	Semantics description
BLER			INTEGER (-63..0)	Step 0.1. (Range -6.3...0). It is the Log10 of the BLER

9.2.1.5 Blocking Priority Indicator

The Blocking priority indicator shall indicate the immediacy with which a resource should be blocked from use. The following priority classes shall be supported in the Blocking priority indicator.

IE/Group Name	Presence	Range	IE type and reference	Semantics description
Blocking Priority Indicator			ENUMERATED(High, Normal, Low,...)	High priority: Block resource immediately. Normal priority: Block resource when idle or upon timer expiry. Low priority: Block resource when idle.

9.2.1.5A Burst mode parameters

The *Burst mode parameters* IE provides information to be applied for IPDL burst mode.

IE/Group Name	Presence	Range	IE type and reference	Semantics descriptions	Criticality	Assigned Criticality
Burst Start	M		INTEGER (0..15)	See [10] and [21]	–	
Burst Length	M		INTEGER (10..25)	See [10] and [21]	–	
Burst freq	M		INTEGER (1..16)	See [10] and [21]	–	

9.2.1.6 Cause

IE/Group Name	Presence	Range	IE type and reference	Semantics description
CHOICE Cause Group				
>Radio Network Layer				
>Radio Network Layer Cause	M		Enumerated (unknown C-ID, Cell not available, Power level not supported, DL radio resources not available, UL radio resources not available, RL Already Activated/allocated, Node B Resources Unavailable, Measurement not supported for the object, Combining Resources not available, Requested configuration not supported, Synchronization failure, Priority transport channel established, SIB Origination in Node B not Supported, Requested Tx Diversity Mode not supported, Unspecified, BCCH scheduling error, Measurement Temporarily not Available, Invalid CM Setting, Reconfiguration CFN not elapsed, Number of DL codes not supported, S-CPICH not supported, Combining not supported, UL SF not supported, DL SF not supported, Common Transport Channel Type not supported, Dedicated Transport Channel Type not supported, Downlink Shared Channel Type not supported, Uplink Shared Channel Type not supported, CM not supported, Tx diversity no longer supported, Unknown Local Cell ID,, Number of UL codes not supported, Information temporarily not available, Information Provision not supported for the object, Cell Synchronisation not supported, Cell Synchronisation Adjustment not supported, DPC Mode Change not Supported,	

			IPDL already activated, IPDL not supported, IPDL parameters not available, Frequency Acquisition not supported, Power Balancing status not compatible, Requested type of Bearer Re-arrangement not supported, Signalling Bearer Re-arrangement not supported, Bearer Re-arrangement needed, Delayed Activation not Supported, RL Timing Adjustment not supported)	
>Transport Layer				
>Transport Layer Cause	M		Enumerated (Transport resource unavailable, Unspecified, ...)	
>Protocol				
>Protocol Cause			Enumerated (Transfer syntax error, Abstract syntax error (reject), Abstract syntax error (ignore and notify), Message not compatible with receiver state, Semantic error, Unspecified, Abstract syntax error (falsely constructed message), ...)	
>Misc				
>Miscellaneous Cause	M		Enumerated (Control processing overload Hardware failure, O&M intervention, Not enough user plane processing resources, Unspecified, ...)	

The meaning of the different cause values is described in the following table. In general, "not supported" cause values indicate that the concerning capability is missing. On the other hand, "not available" cause values indicate that the concerning capability is present, but insufficient resources were available to perform the requested action.

Radio Network Layer cause	Meaning
BCCH scheduling error	The Node B has detected an illegal BCCH schedule update (see subclause 8.2.16.3)
Bearer Re-arrangement needed	The Node B can not perform the requested Radio Link Reconfiguration without bearer re-arrangement

Cell not Available,	The concerning cell or local cell is not available
Cell Synchronisation not supported	The concerning cell(s) do not support Cell Synchronisation
Combining not supported	The Node B does not support RL combining for the concerning cells
Combining Resources Not Available	The value of the received <i>Diversity Control Field</i> IE was set to 'Must', but the Node B cannot perform the requested combining
CM not supported	The concerning cell(s) do not support Compressed Mode
Common Transport Channel Type not supported	The concerning cell(s) do not support the RACH and/or FACH and/or CPCH Common Transport Channel Type
Dedicated Transport Channel Type not supported	The concerning cell(s) do not support the Dedicated Transport Channel Type
Delayed Activation not Supported	The concerning cell(s) do not support delayed activation of RLs
DL Radio Resources not Available	The Node B does not have sufficient DL radio resources available
DL SF not supported	The concerning cell(s) do not support the requested DL SF
DL Shared Channel Type not supported	The concerning cell(s) do not support the Downlink Shared Channel Type
DPC Mode Change not Supported	The concerning cells do not support DPC mode changes
Frequency Acquisition not supported	The concerning cell(s) do not support Frequency Acquisition
Information Provision not supported for the object	The requested information provision is not supported for the concerned object types
Information temporarily not available	The requested information can temporarily not be provided
Invalid CM Settings	The concerning cell(s) consider the requested Compressed Mode settings invalid
IPDL already activated	The concerning cell(s) have already active IPDL ongoing
IPDL not supported	The concerning cell(s) do not support the IPDL
IPDL parameters not available	The concerning cell(s) do not have IPDL parameters defining IPDL to be applied
Measurement not Supported For The Object	At least one of the concerning cell(s) does not support the requested measurement on the concerning object type
Measurement Temporarily not Available	The Node B can temporarily not provide the requested measurement value
Node B resources unavailable	The Node B does not have sufficient resources available
Number of DL codes not supported	The concerning cell(s) do not support the requested number of DL codes
Number of UL codes not supported	The concerning cell(s) do not support the requested number of UL codes
Power Level not Supported	A DL power level was requested which the concerning cell(s) do not support
Power Balancing status not compatible	The power balancing status in the SRNC is not compatible with that of the Node B.
Priority transport channel established	The CRNC cannot perform the requested blocking since a transport channel with a high priority is present
RL Timing Adjustment not Supported	The concerning cell(s) do not support adjustments of the RL timing
Reconfiguration CFN not elapsed	The requested action cannot be performed due to that a COMMIT message was received previously, but the concerning CFN has not yet elapsed
Requested Configuration not Supported	The concerning cell(s) do not support the requested configuration i.e. power levels, Transport Formats, physical channel parameters
Requested Type of Bearer Re-arrangement not supported	The Node B does not support the requested type of bearer re-arrangement
Requested Tx Diversity mode not supported	The concerning cell(s) do not support the requested transmit diversity mode
RL already Activated/ allocated	The Node B has already allocated an RL with the requested RL-id for this UE context
S-CPICH not supported	The concerning cell(s) do not support S-CPICH
SIB Origination in Node B not Supported	The Node B does not support the origination of the requested SIB for the concerning cell
Signalling Bearer Re-arrangement not supported	The Node B does not support the Signalling bearer re-arrangement
Synchronisation Failure	Loss of UL Uu synchronisation
Cell Synchronisation Adjustment not	The concerning cell(s) do not support Cell Synchronisation Adjustment

supported	
Tx diversity no longer supported	Tx diversity can no longer be supported in the concerning cell.
UL Radio Resources not Available	The Node B does not have sufficient UL radio resources available
UL SF not supported	The concerning cell(s) do not support the requested minimum UL SF
UL Shared Channel Type not supported	The concerning cell(s) do not support the Uplink Shared Channel Type
Unknown C-ID	The Node B is not aware of a cell with the provided C-ID
Unknown Local Cell ID	The Node B is not aware of a local cell with the provided Local Cell ID
Unspecified	Sent when none of the above cause values applies but still the cause is Radio Network layer related

Transport Network Layer cause	Meaning
Transport resource unavailable	The required transport resources are not available
Unspecified	Sent when none of the above cause values applies but still the cause is Transport Network layer related

Protocol cause	Meaning
Abstract Syntax Error (Reject)	The received message included an abstract syntax error and the concerning criticality indicated "reject" (see subclause 10.3)
Abstract Syntax Error (Ignore and Notify)	The received message included an abstract syntax error and the concerning criticality indicated "ignore and notify" (see subclause 10.3)
Abstract syntax error (falsely constructed message)	The received message contained IEs in wrong order or with too many occurrences (see subclause 10.3)
Message not Compatible with Receiver State	The received message was not compatible with the receiver state (see subclause 10.4)
Semantic Error	The received message included a semantic error (see subclause 10.4)
Transfer Syntax Error	The received message included a transfer syntax error (see subclause 10.2)
Unspecified	Sent when none of the above cause values applies but still the cause is protocol related

Miscellaneous cause	Meaning
Control Processing Overload	Node B control processing overload
Hardware Failure	Node B hardware failure
Not enough User Plane Processing Resources	Node B has insufficient user plane processing resources available
O&M Intervention	Operation and Maintenance intervention related to Node B equipment
Unspecified	Sent when none of the above cause values applies and the cause is not related to any of the categories Radio Network Layer, Transport Network Layer or Protocol

9.2.1.7 CFN

Connection Frame Number for the radio connection, see ref. [17].

IE/Group Name	Presence	Range	IE type and reference	Semantics description
CFN			Integer (0..255)	

9.2.1.8 CFN Offset

Void

9.2.1.9 C-ID

The C-ID (Cell identifier) is the identifier of a cell in one RNC.

IE/Group Name	Presence	Range	IE type and reference	Semantics description
C-ID			INTEGER (0...65535)	

9.2.1.9A Common Channels Capacity Consumption Law

The capacity consumption law indicates the CRNC how the Capacity Credit is consumed by NBAP set of procedures, depending on the allocated Spreading Factor. [FDD- For the PRACH, the reference spreading factor shall be the minimum possible spreading factor amongst the ones defined by the 'RACH slot format' IE(s) in the Common Transport Channel Setup or Reconfiguration procedures. For the PCPCH, the reference spreading factor shall be the minimum spreading factor computed from the TFCS as described in [8].]

This capacity consumption law indicates the consumption law to be used with the following procedures :

- Common Transport Channel Setup
- Common Transport Channel Deletion
- [FDD- Common Transport Channel Reconfiguration]

For the Common Transport Channel Setup procedure, the cost given in the consumption law shall be debited from the Capacity Credit, whereas it shall be credited to the Capacity Credit for the Common Transport Channel Deletion one.

[FDD- For the Common Transport Channel Reconfiguration procedure, the difference of the consumption cost for the new spreading factor and the consumption cost for the old spreading factor shall be debited from the Capacity Credit (or credited if this difference is negative).]

If the modelling of the internal resource capability of the Node B is modelled independently for the Uplink and Downlink, the "DL cost" shall be applied to the "DL or Global Capacity Credit" and the "UL Cost" shall be applied to the "UL Capacity Credit". If it is modelled as shared resources, both the "DL cost" and the "UL cost" shall be applied to the "DL or Global Capacity Credit".

[FDD- When the Common Transport Channel Setup, Deletion or Reconfiguration procedures are used, the Capacity Credit shall be updated considering all physical channels related in these procedures (S-CCPCH, PICH, PRACH, AICH, PCPCH, CD/CA-ICH and AP-AICH), i.e. one cost shall be credited to or debited from the Capacity Credit per physical channel.]

[FDD- The costs given in the consumption law are the costs per channelization code. When multiple channelization codes are used by a physical channel, the cost credited to or debited from the Capacity Credit for this physical channel shall be taken as N times the cost given in the consumption law, where N is the number of channelization codes.]

[TDD - When the Common Transport Channel Setup, or Deletion procedures are used, the Capacity Credit shall be updated considering all physical channels related in these procedures (S-CCPCH, PICH, PRACH), i.e. one cost shall be credited to or debited from the Capacity Credit per physical channel.]

IE/Group Name	Presence	Range	IE type and reference	Semantics description
SF allocation law		<MaxNumberOfSF>		[FDD - For each SF, cost of its allocation: the first instance corresponds to SF = 4, the second to SF = 8, the third to SF = 16 and so on.] [TDD – For each SF, cost of its allocation: the first instance corresponds to SF = 1, the second to SF = 2, the third to SF = 4 and so on.]
>DL cost	M		INTEGER (0..65535)	
>UL cost	M		INTEGER (0..65535)	

Range bound	Explanation
<i>MaxNumberOfSF</i>	Maximum number of Spreading Factors

9.2.1.9B Common Measurement Accuracy

The Common Measurement Accuracy IE indicates the accuracy of the common measurement.

IE/Group Name	Presence	Range	IE type and reference	Semantics description
CHOICE <i>Common Measurement Accuracy</i>				
> <i>T_{UTRAN-GPS} Measurement Accuracy Class</i>				
>>T _{UTRAN-GPS} Measurement Accuracy Class	M		T _{UTRAN-GPS} Accuracy Class 9.2.1.64C	

9.2.1.10 Common Measurement Object Type

The Common Measurement Object type indicates the type of object that the measurement is to be performed on.

IE/Group Name	Presence	Range	IE Type and Reference	Semantics Description
Common Measurement Object Type			ENUMERATED (CELL, RACH, CPCH,...)	

9.2.1.11 Common Measurement Type

The Common Measurement Type identifies which measurement that shall be performed.

IE/Group Name	Presence	Range	IE Type and Reference	Semantics Description
Common Measurement Type			ENUMERATED (Received total wide band power, Transmitted Carrier Power, Acknowledged PRACH preambles, UL Timeslot ISCP, Acknowledged PCPCH Access Preambles, Detected PCPCH Access Preambles, ..., UTRAN GPS Timing of Cell Frames for LCS, SFN-SFN Observed Time Difference)	UL Timeslot ISCP is used by TDD only, Acknowledged PRACH preambles, Acknowledged PCPCH Access Preambles, Detected PCPCH Access Preambles are used by FDD only

9.2.1.12 Common Measurement Value

The Common Measurement Value shall be the most recent value for this measurement, for which the reporting criteria were met.

IE/Group Name	Presence	Range	IE Type and Reference	Semantics Description
CHOICE <i>Common Measurement Value</i>				
> <i>Transmitted Carrier Power</i>				
>>Transmitted Carrier Power Value	M		INTEGER(0..100)	According to mapping in [22] and [23]
> <i>Received Total Wide Band Power</i>				
>>Received total wide band power Value	M		INTEGER(0..621)	According to mapping in [22] and [23]
> <i>Acknowledged PRACH Preambles</i>				FDD Only
>>Acknowledged PRACH Preamble Value	M		INTEGER(0..240, ...)	According to mapping in [22]
> <i>UL Timeslot ISCP</i>				TDD Only
>>UL Timeslot ISCP	M		INTEGER(0..127)	According to mapping in [23]
> <i>Acknowledged PCPCH Access Preambles</i>				FDD Only
>>Acknowledged PCPCH Access Preambles	M		INTEGER(0..15,...)	According to mapping in [22]
> <i>Detected PCPCH Access Preambles</i>				FDD Only
>>Detected PCPCH Access Preambles	M		INTEGER(0..240,...)	According to mapping in [22]
> <i>UTRAN GPS Timing of Cell Frames for LCS</i>				
>>T _{UTRAN-GPS} Measurement Value Information	M		9.2.1.64A	
> <i>SFN-SFN Observed Time Difference</i>				
>> SFN-SFN Measurement Value Information	M		9.2.1.53E	

9.2.1.12A Common Measurement Value Information

The *Common Measurement Value Information* IE provides information both on whether or not the Common Measurement Value is provided in the message or not and if provided also the Common Measurement Value itself.

IE/Group Name	Presence	Range	IE Type and Reference	Semantics Description	Criticality	Assigned Criticality
CHOICE <i>Measurement Availability Indicator</i>	M				–	
> <i>Measurement Available</i>					–	
>>Common Measurement value	M		9.2.1.12		–	
> <i>Measurement not Available</i>			NULL		–	

9.2.1.13 Common Physical Channel ID

Common Physical Channel ID is the unique identifier for one common physical channel within a cell.

IE/Group Name	Presence	Range	IE type and reference	Semantics description
Common Physical Channel ID			Integer(0..255)	

9.2.1.13A Common Physical Channel Status Information

IE/Group Name	Presence	Range	IE Type and Reference	Semantics Description	Criticality	Assigned Criticality
Common Physical Channel ID	M		9.2.1.13		–	
Resource Operational State	M		9.2.1.52		–	
Availability Status	M		9.2.1.2		–	

9.2.1.14 Common Transport Channel ID

Common Transport Channel ID is the unique identifier for one common transport channel within a cell.

IE/Group Name	Presence	Range	IE type and reference	Semantics description
Common Transport Channel ID			Integer(0..255)	

9.2.1.14A Common Transport Channel Information Response

The *Common Transport Channel Information Response* IE provides information for Common Transport Channels that have been established or modified.

IE/Group Name	Presence	Range	IE Type and Reference	Semantics Description	Criticality	Assigned Criticality
Common Transport Channel ID	M		9.2.1.14		–	
Binding ID	O		9.2.1.4		–	
Transport Layer Address	O		9.2.1.63		–	

9.2.1.14B Common Transport Channel Status Information

IE/Group Name	Presence	Range	IE Type and Reference	Semantics Description	Criticality	Assigned Criticality
Common Transport Channel ID	M		9.2.1.14		–	
Resource Operational State	M		9.2.1.52		–	
Availability Status	M		9.2.1.2		–	

9.2.1.15 Communication Control Port ID

A Communication Control Port corresponds to one signalling bearer between the RNC and Node B for the control of Node B Communication Contexts. Node B may have multiple Communication Control Ports (one per Traffic Termination Point). The Communication Control Port is selected at creation of the Node B Communication Context. The Communication Control Port ID is the identifier of the Communication Control Port.

IE/Group Name	Presence	Range	IE type and reference	Semantics description
Communication Control Port ID			INTEGER (0..65535)	

9.2.1.16 Configuration Generation ID

The Configuration Generation ID describes the generation of the configuration of logical resources in a cell.

IE/Group Name	Presence	Range	IE type and reference	Semantics description
Configuration Generation ID			Integer(0..255)	Value '0' means "No configuration". At possible wraparound of the ID counter in CRNC the value '0' shall not be used.

9.2.1.17 Criticality Diagnostics

The *Criticality Diagnostics* IE is sent by a Node B or the CRNC when parts of a received message have not been comprehended or are missing, or if the message contained logical errors. When applicable, it contains information about which IEs that were not comprehended or were missing.

For further details on how to use the *Criticality Diagnostics* IE, see Annex C.

IE/Group Name	Presence	Range	IE type and reference	Semantics description
Procedure ID		0..1		Procedure ID is to be used if Criticality Diagnostics is part of Error Indication procedure, and not within the response message of the same procedure that caused the error
>Procedure Code	M		INTEGER (0..255)	
>Ddmode	M		ENUMERATED (FDD, TDD, Common)	Common = common to FDD and TDD.
Triggering Message	O		ENUMERATED (initiating message, successful outcome, unsuccessful outcome)	The Triggering Message is used only if the Criticality Diagnostics is part of Error Indication.
Procedure Criticality	O		ENUMERATED (reject, ignore, notify)	This Procedure Criticality is used for reporting the Criticality of the Triggering message (Procedure).
Transaction ID	O		Transaction ID 9.2.1.62	
Information Element Criticality Diagnostics		0 to <maxnoof errors>		
>IE Criticality	M		ENUMERATED (reject, ignore, notify)	The IE Criticality is used for reporting the criticality of the triggering IE. The value 'ignore' shall never be used.
>IE ID	M		INTEGER (0..65535)	The IE ID of the not understood or missing IE
>Repetition Number	O		INTEGER (0..255)	<p>The <i>Repetition Number</i> IE gives</p> <ul style="list-style-type: none"> in case of a not understood IE: The number of occurrences of the reported IE up to and including the not understood occurrence in case of a missing IE: The number of occurrences up to but not including the missing occurrence. <p>Note: All the counted occurrences of the reported IE must have the same topdown hierarchical message structure of IEs with assigned criticality above them.</p>
>Message Structure	O		9.2.1.45A	The <i>Message Structure</i> IE describes the structure where the not understood or missing IE was detected. This IE is included if the not understood IE is not the top

>Type of Error	M		ENUMERATED(not understood, missing, ...)	level of the message.
----------------	---	--	--	-----------------------

Range bound	Explanation
<i>Maxnooferrors</i>	Maximum no. of IE errors allowed to be reported with a single message.

9.2.1.18 CRNC Communication Context ID

The CRNC Communication Context ID is the identifier of the Communication Context in the CRNC.

IE/Group Name	Presence	Range	IE type and reference	Semantics description
CRNC Communication Context ID			INTEGER (0..2 ²⁰ -1)	2 ²⁰ -1 is reserved value to indicate all the CRNC communication contexts that can be reached by the communication control port (All CRNCCC).

9.2.1.19 DCH Combination Indicator

Void

9.2.1.20 DCH ID

The DCH ID is the identifier of an active dedicated transport channel. It is unique for each active DCH among the active DCHs simultaneously allocated for the same UE.

IE/Group Name	Presence	Range	IE type and reference	Semantics description
DCH ID			INTEGER (0..255)	

9.2.1.20A Dedicated Channels Capacity Consumption Law

The capacity consumption law indicates the CRNC how the Capacity Credit is consumed by NBAP set of procedures, depending on the [FDD - allocated Spreading Factor and the RL/RLS situation] [TDD – allocated Spreading Factor on each DPCH and the assigned timeslot]. [FDD- In uplink, the reference spreading factor shall be the minimum spreading factor signalled in the Radio Link Setup Request message (*Min UL Channelisation Code length IE*)].

This capacity consumption law indicates the consumption law to be used with the following procedures :

- Radio Link Setup
- Radio Link Addition
- Radio Link Reconfiguration
- Radio Link Deletion
- [TDD - Physical Shared Channel Reconfiguration]

For the Radio Link Setup and Radio Link Addition procedures, the cost given in the consumption law shall be debited from the Capacity Credit, whereas it shall be credited to the Capacity Credit for the Radio Link Deletion procedure. For the Radio Link Reconfiguration procedure, the difference of the consumption cost for the new spreading factor and the

consumption cost for the old spreading factor shall be debited from the Capacity Credit (or credited when this difference is negative).

If the modelling of the internal resource capability of the Node B is modelled independently for the Uplink and Downlink, the DL cost shall be applied to the DL or Global Capacity Credit and the UL Cost shall be applied to the UL Capacity Credit. If it is modelled as shared resources, both the DL costs" and the UL costs shall be applied to the DL or Global Capacity Credit.

[FDD - For a Radio Link creating a Radio Link Set (first RL of a RLS), the cost for the RL (cost 2) and RLS (cost 1) shall be taken into account. When adding a Radio Link to a Radio Link Set, only the RL cost (cost 2) shall be taken into account.

In the case of multiple Radio Links are established in one procedure, for every created Radio Link Set the first Radio Link is always the Radio Link with the lowest repetition number.]

[FDD- When a PDSCH is allocated in the Radio Link Setup procedure, the processing cost associated to this PDSCH, equal to the DL cost RL, shall be debited from the Capacity Credit, in addition to the processing cost of the radio links. In a similar way, this cost shall be credited to the Capacity Credit, when a PDSCH is deleted and the difference between the new cost and the old cost shall be debited from the Capacity Credit (or credited if this difference is negative) when a PDSCH is reconfigured.]

[FDD- The costs given in the consumption law are the costs per channelization code. When multiple channelization codes are used by either the radio links or the PDSCH, the cost credited to or debited from the Capacity Credit shall be taken as N times the cost for one code, where N is the number of channelization codes.]

[TDD –The cost for a radio link is a sum of the costs for each DPCH. For the first DPCH assigned to any user in a cell within a timeslot, the initial cost for a DPCH in a timeslot (cost 1) and the cost for a DPCH (cost 2) shall be taken into account. For any DPCH that is not the first DPCH assigned for any user in a cell within a timeslot, only the cost for a DPCH (cost 2) shall be taken into account.

[TDD – The cost for shared channels is a sum of the costs for each PDSCH and PUSCH assigned to a PUSCH or PDSCH set. For the first PDSCH or PUSCH assigned to any user in a cell within a timeslot, the initial cost for a PDSCH/PUSCH in a timeslot (cost 1) and the cost for a PDSCH/PUSCH (cost 2) shall be taken into account. For any PDSCH/PUSCH that is not the first PDSCH/PUSCH assigned to any user in a cell within a timeslot, only the cost for a PDSCH/PUSCH (cost 2) shall be taken into account.

[TDD - In case of Physical Shared Channel Reconfiguration, the sum of the consumption cost of the each PDSCH/PUSCH of the previous configuration shall be credited to the capacity credit, and the sum of the consumption cost of each PDSCH/PUSCH of the new configuration shall be subtracted from the capacity credit.]

IE/Group Name	Presence	Range	IE type and reference	Semantics description
SF allocation law		1..<MaxNumberOfSF>		[FDD - For each SF, cost of its allocation: the first instance corresponds to SF = 4, the second to SF = 8, the third to SF = 16 and so on.] [TDD – For each SF, cost of its allocation: the first instance corresponds to SF = 1, the second to SF = 2, the third to SF = 4 and so on.]
>DL cost 1	M		INTEGER (0..65535)	[FDD – This is the cost of a RLS,] [TDD – This is the additional cost of the first DPCH/PDSCH/PUSCH assigned to any user in a cell within a timeslot.]
>DL cost 2	M		INTEGER (0..65535)	[FDD – This is the cost of a RL,] [TDD – This is the cost of a DPCH/PDSCH/PUSCH]
>UL cost 1	M		INTEGER (0..65535)	FDD – This is the cost of a RLS, [TDD – This is the additional cost of the first DPCH/PDSCH/PUSCH assigned to any user in a cell within a timeslot.]
>UL cost 2	M		INTEGER (0..65535)	[FDD – This is the cost of a RL,] [TDD – This is the cost of a DPCH/PDSCH/PUSCH.]

Range bound	Explanation
<i>MaxNumberOfSF</i>	Maximum number of Spreading Factors

9.2.1.20B DL or Global Capacity Credit

The capacity credit indicates to the CRNC the Downlink or global capacity of a Local Cell or a Local Cell Group.

IE/Group Name	Presence	Range	IE type and reference	Semantics description
DL or Global Capacity Credit			INTEGER (0..65535)	

9.2.1.20C DCH Information Response

The *DCH Information Response* IE provides information for DCHs that have been established or modified.

IE/Group Name	Presence	Range	IE type and reference	Semantics descriptions	Criticality	Assigned Criticality
DCH Information Response		1 to <maxnoofDCHs>		Only one DCH per set of coordinated DCH shall be included	–	
>DCH ID	M		9.2.1.20		–	
>Binding ID	O		9.2.1.4		–	
>Transport Layer Address	O		9.2.1.63		–	

Range bound	Explanation
<i>MaxnoofDCHs</i>	Maximum number of DCH per UE.

9.2.1.21 DL Power

The DL Power IE indicates a power level relative to the [FDD-primary CPICH power] [TDD-primary CCPCH power] configured in a cell [FDD-If referred to a DPCH, it indicates the power of the transmitted DPDCH symbols]. [FDD-If referred to a DL-DPCCH for CPCH, it indicates the power of the transmitted pilot symbols].

IE/Group Name	Presence	Range	IE type and reference	Semantics description
DL Power			Enumerated(-35..+15dB)	Step 0.1dB

9.2.1.22 Dedicated Measurement Object Type

The Dedicated Measurement Object type indicates the type of object that the measurement is to be performed on.

IE/Group Name	Presence	Range	IE Type and Reference	Semantics Description
Dedicated Measurement Object Type			ENUMERATED (RL, RLS, ALL RL, ALL RLS,...)	

9.2.1.23 Dedicated Measurement Type

The Dedicated Measurement Type identifies the type of measurement that shall be performed.

IE/Group Name	Presence	Range	IE Type and Reference	Semantics Description
Dedicated Measurement Type			ENUMERATED (SIR, SIR Error, Transmitted Code Power, RSCP, Rx Timing Deviation, Round Trip Time, ..., Rx Timing Deviation LCR, Angle Of Arrival LCR)	RSCP is used by TDD only, Rx Timing Deviation is used by 3.84Mcps TDD only, Rx Timing Deviation LCR is used by 1.28 Mcps TDD only, Round Trip Time, SIR Error are used by FDD only. Angle Of Arrival LCR is used by 1.28Mcps TDD only.

Note: For definitions of the measurement types refer to [4] and [5].

9.2.1.24 Dedicated Measurement Value

The Dedicated Measurement Value shall be the most recent value for this measurement, for which the reporting criteria were met.

IE/Group Name	Presence	Range	IE Type and Reference	Semantics Description
CHOICE <i>Dedicated Measurement Value</i>				
> <i>SIR Value</i>				
>>SIR value	M		INTEGER(0..63)	According to mapping in [22] and [23]
> <i>SIR Error Value</i>				FDD only
>>SIR error Value	M		INTEGER(0..125)	According to mapping in [22]
> <i>Transmitted Code Power Value</i>				
>>Transmitted Code Power Value	M		INTEGER(0..127)	According to mapping in [22] and [23] Values 0 to 9 and 123 to 127 shall not be used.
> <i>RSCP</i>				TDD only
>>RSCP	M		INTEGER(0..127)	According to mapping in [23]
> <i>Rx Timing Deviation Value</i>				3.84Mcps TDD only
>>Rx Timing Deviation	M		INTEGER(0..8191)	According to mapping in [23]
> <i>Round Trip Time</i>				FDD only
>>Round Trip Time	M		INTEGER(0..32767)	According to mapping in [22]
> <i>Rx Timing Deviation Value LCR</i>				1.28Mcps TDD only
>>Rx Timing Deviation LCR	M		INTEGER(0..255)	According to mapping in [23]
> <i>Angle Of Arrival Value LCR</i>				1.28Mcps TDD only
>> AOA LCR	M		INTEGER(0..719)	According to mapping in [23]
>> AOA LCR Accuracy Class	M		ENUMERATED(A, B, C, D, E, F, G, H,...)	According to mapping in [23]

9.2.1.24A Dedicated Measurement Value Information

The *Dedicated Measurement Value Information* IE provides information both on whether or not the Dedicated Measurement Value is provided in the message or not and if provided also the Dedicated Measurement Value itself.

IE/Group Name	Presence	Range	IE Type and Reference	Semantics Description	Criticality	Assigned Criticality
CHOICE <i>Measurement Availability Indicator</i>	M				–	
> <i>Measurement Available</i>					–	
>>Dedicated Measurement Value	M		9.2.1.24		–	
>>CFN	O		9.2.1.7	Dedicated Measurement Time Reference	–	
> <i>Measurement not Available</i>			NULL		–	

9.2.1.24B DGPS Corrections

The DGPS Corrections IE contains DGPS information used by the UE Positioning A-GPS method. For further details on the meaning of parameters, see [28].

IE/Group Name	Presence	Range	IE Type and Reference	Semantics Description
GPS TOW	M		INTEGER (0..604799)	Time in seconds. This field indicates the baseline time for which the corrections are valid
Status/Health	M		ENUMERATED (UDRE scale 1.0, UDRE scale 0.75, UDRE scale 0.5, UDRE scale 0.3, UDRE scale 0.1, no data, invalid data)	This field indicates the status of the differential corrections
Satellite Information		<i>1..<MaxNoSat></i>		
>SatID	M		INTEGER (0..63)	Satellite ID
>IODE	M		Bit string(8)	This IE is the sequence number for the ephemeris for the particular satellite. It can be used to determine if new ephemeris is used for calculating the corrections that are provided. This eight-bit IE is incremented for each new set of ephemeris for the satellite and may occupy the numerical range of [0, 239] during normal operations.
>UDRE	M		ENUMERATED (UDRE $\leq 1.0\text{m}$, $1.0\text{m} < \text{UDRE} \leq 4.0\text{m}$, $4.0\text{m} < \text{UDRE} \leq 8.0\text{m}$, $8.0\text{m} < \text{UDRE}$)	User Differential Range Error. This field provides an estimate of the uncertainty ($1-\sigma$) in the corrections for the particular satellite. The value in this field shall be multiplied by the UDRE Scale Factor in the common Corrections Status/Health field to determine the final UDRE estimate for the particular satellite
>PRC	M		INTEGER (-2047..2047)	Pseudo Range Correction Scaling factor 0.32 meters
>Range Correction Rate	M		INTEGER (-127.. 127)	Scaling factor 0.032 m/s

Range Bound	Explanation
MaxNoSat	Maximum number of satellites for which information can be provided

9.2.1.24C Delayed Activation

The *Delayed Activation* IE indicates that the activation of the DL power shall be delayed until an indicated CFN or until a separate activation indication is received.

IE/Group Name	Presence	Range	IE type and reference	Semantics description
CHOICE <i>Delayed Activation</i>	M			
> CFN				
>> Activation CFN	M		CFN 9.2.1.7	
> Separate Indication			NULL	

9.2.1.24D Delayed Activation Update

The *Delayed Activation Update* IE indicates a change of the activation of the DL power for a specific RL.

IE/Group Name	Presence	Range	IE type and reference	Semantics description
CHOICE <i>Delayed Activation Update</i>	M			
> <i>Activate</i>				
>> CHOICE <i>Activation Type</i>				
>>> <i>Synchronised</i>				
>>>> Activation CFN	M		CFN 9.2.1.7	
>>> <i>Unsynchronised</i>			NULL	
>> Initial DL TX Power	M		DL Power 9.2.1.21	
>> First RLS Indicator	O		9.2.2.16A	FDD Only
>> Propagation Delay	O		9.2.2.35	FDD Only
> <i>Deactivate</i>				
>> CHOICE <i>Deactivation type</i>				
>>> <i>Synchronised</i>				
>>>> Deactivation CFN	M		CFN 9.2.1.7	
>>> <i>Unsynchronised</i>			NULL	

9.2.1.25 Diversity Control Field

The Diversity Control Field indicates if the current RL may, must or must not be combined with the already existing RLs.

IE/Group Name	Presence	Range	IE type and reference	Semantics description
Diversity Control Field			ENUMERATED (May, Must, Must not)	

9.2.1.26 Diversity Indication

The Diversity Indication indicates if the RL has been or has not been combined with another RL.

IE/Group Name	Presence	Range	IE type and reference	Semantics description
Diversity Indication			ENUMERATED (Combined, not combined)	

9.2.1.26A DL DPCH Timing Adjustment

The DL DPCH Timing Adjustment indicates that a timing adjustment of the related radio link is required. It also indicates whether the timing adjustment shall consist of a timing advance or a timing delay with respect to the SFN timing. The adjustment always consists of 256 chips.

IE/Group Name	Presence	Range	IE type and reference	Semantics description
DL DPCH Timing Adjustment			ENUMERATED (timing advance, timing delay)	The size of the timing adjustment is 256 chips.

9.2.1.27 DSCH ID

The DSCH ID uniquely identifies a DSCH within a Node B Communication Context.

IE/Group Name	Presence	Range	IE type and reference	Semantics description
DSCH ID			INTEGER (0..255)	

9.2.1.27A DSCH Information Response

The *DSCH Information Response* IE provides information for DSCHs that have been established or modified.

IE/Group Name	Presence	Range	IE type and reference	Semantics descriptions	Criticality	Assigned Criticality
DSCH Information Response		<i>1 to <Numof DSCH></i>			–	
>DSCH ID	M		9.2.1.27		–	
>Binding ID	O		9.2.1.4		–	
>Transport Layer Address	O		9.2.1.63		–	

Range bound	Explanation
<i>MaxnoofDSCHs</i>	Maximum number of DSCHs for one UE.

9.2.1.28 DSCH Transport Format Set

Void

9.2.1.29 DSCH Transport Format Combination Set

Void

9.2.1.29A End Of Audit Sequence Indicator

Indicates if the AUDIT RESPONSE message ends an audit sequence or not.

IE/Group Name	Presence	Range	IE type and reference	Semantics description
End Of Audit Sequence Indicator			ENUMERATED(end of audit sequence, not end of audit sequence)	End of audit sequence = all audit information has been provided by the Node B; Not end of audit sequence = more audit information is available;

9.2.1.29B FN reporting indicator

Frame Number reporting indicator.

Indicates if the SFN or CFN shall be included together with the reported measurement value.

IE/Group Name	Presence	Range	IE type and reference	Semantics description
FN reporting indicator			ENUMERATED(FN Reporting Required, FN Reporting Not Required)	

9.2.1.30 Frame Handling Priority

This parameter indicates the priority level to be used during the lifetime of the DCH/DSCH for temporary restriction of the allocated resources due overload reason.

IE/Group Name	Presence	Range	IE type and reference	Semantics description
Frame Handling Priority			INTEGER (0..15)	0=lower priority, 15=higher priority

9.2.1.31 Frame Offset

Frame Offset is the required offset between the dedicated channel downlink transmission frames (CFN, Connection Frame Number) and the broadcast channel frame offset (Cell Frame Number). The Frame_offset is used in the translation between Connection Frame Number (CFN) on Iub/Iur and least significant 8 bits of SFN (System Frame Number) on Uu. The Frame Offset is UE and cell specific.

IE/Group Name	Presence	Range	IE type and reference	Semantics description
Frame Offset			INTEGER (0..255)	Frames

9.2.1.31A IB_OC_ID

The IB OC ID identifies the occurrence of a specific Information Block.

IE/Group Name	Presence	Range	IE type and reference	Semantics description
IB OC ID			INTEGER (1..16)	

9.2.1.31B GPS Navigation Model & Time Recovery

This IE contains subframes 1 to 3 of the GPS navigation message. For further details on the meaning of parameters, see [27].

IE/Group Name	Presence	Range	IE Type and Reference	Semantics Description
Navigation Message 1to3		<i>1..<MaxNoSat></i>		
>Transmission TOW	M		INTEGER (0..1048575)	Time of the Week when the message is broadcast.
>SatID	M		INTEGER (0..63)	Satellite ID of the satellite from which the information is obtained
>TLM Message	M		Bit string(14)	
>TIm Revd (C)	M		Bit string(2)	
>HO-Word	M		Bit string(22)	
>WN	M		Bit string(10)	
>C/A or P on L2	M		Bit string(2)	
>User Range Accuracy Index	M		Bit string(4)	
>SV Health	M		Bit string(6)	
>IODC	M		Bit string(10)	
>L2 P Data Flag	M		Bit string(1)	
>SF 1 Reserved	M		Bit string(87)	
>T _{GD}	M		Bit string(8)	
>t _{oc}	M		Bit string(16)	
>af ₂	M		Bit string(8)	
>af ₁	M		Bit string(16)	
>af ₀	M		Bit string(22)	
>C _{rs}	M		Bit string(16)	
>Δn	M		Bit string(16)	
>M _{l0}	M		Bit string(32)	
>C _{uc}	M		Bit string(16)	
>e	M		Bit string(32)	
>C _{us}	M		Bit string(16)	
>(A) ^{1/2}	M		Bit string(32)	
>t _{oe}	M		Bit string(16)	
>Fit Interval Flag	M		Bit string(1)	
>AODO	M		Bit string(5)	
>C _{ic}	M		Bit string(16)	
>OMEGA ₀	M		Bit string(32)	
>C _{is}	M		Bit string(16)	
>i ₀	M		Bit string(32)	
>C _{rc}	M		Bit string(16)	
>ω	M		Bit string(32)	
>OMEGA _{dot}	M		Bit string(24)	
>I _{dot}	M		Bit string(14)	
>Spare/zero fill	M		Bit string(20)	

Range Bound	Explanation
MaxNoSat	Maximum number of satellites for which information can be provided

9.2.1.31C GPS Ionospheric Model

This IE provides the information regarding the GPS Ionospheric Model. For further details on the meaning of parameters, see [27].

IE/Group Name	Presence	Range	IE Type and Reference	Semantics Description
α ₀	M		Bit string(8)	
α ₁	M		Bit string(8)	
α ₂	M		Bit string(8)	
α ₃	M		Bit string(8)	
β ₀	M		Bit string(8)	
β ₁	M		Bit string(8)	
β ₂	M		Bit string(8)	
β ₃	M		Bit string(8)	

9.2.1.31D GPS UTC Model

This IE provides the information regarding the GPS UTC Model. For further details on the meaning of parameters, see [27].

IE/Group name	Presence	Range	IE Type and Reference	Semantics description
A ₁	M		Bit string(24)	
A ₀	M		Bit string(32)	
t _{ot}	M		Bit string(8)	
Δt _{LS}	M		Bit string(8)	
WN _t	M		Bit string(8)	
WN _{LSF}	M		Bit string(8)	
DN	M		Bit string(8)	
Δt _{LSF}	M		Bit string(8)	

9.2.1.31E GPS Real-Time Integrity

This IE provides the information regarding the status of the GPS constellation. For further details on the meaning of parameters, see [27].

IE/Group name	Presence	Range	IE Type and Reference	Semantics description
CHOICE <i>Bad Satellites Presence</i>	M			
> <i>Bad Satellites</i>				
>> Satellite information		1..<MaxNoSat>		
>>>BadSatID	M		INTEGER (0..63)	Satellite ID
> <i>No Bad Satellites</i>			NULL	

Range Bound	Explanation
MaxNoSat	Maximum number of satellites for which information can be provided

9.2.1.31F GPS Almanac

This IE provides the information regarding the GPS Almanac. For further details on the meaning of parameters, see [27].

IE/Group name	Presence	Range	IE Type and Reference	Semantics description
WN _a	M		Bit string(8)	
Satellite information	M	1..<MaxNoSat>		
>DataID	M		INTEGER (0..3)	
>SatID	M		INTEGER (0..63)	Satellite ID
>e	M		Bit string(16)	
>t _{oa}	M		Bit string(8)	
>δi	M		Bit string(16)	
>OMEGADOT	M		Bit string(16)	
>SV Health	M		Bit string(8)	
>A ^{1/2}	M		Bit string(24)	
>OMEGA ₀	M		Bit string(24)	
>M ₀	M		Bit string(24)	
>ω	M		Bit string(24)	
>af ₀	M		Bit string(11)	
>af ₁	M		Bit string(11)	
SV Global Health	O		Bit string(364)	

Range Bound	Explanation
MaxNoSat	Maximum number of satellites for which information can be provided

9.2.1.31G GPS Receiver Geographical Position (GPS RX Pos)

The GPS Receiver Geographical Position is used to identify the geographical coordinates of a GPS receiver relevant for a certain Information Exchange Object.

IE/Group Name	Presence	Range	IE type and reference	Semantics description
Latitude Sign	M		ENUMERATED (North, South)	
Degrees of Latitude	M		INTEGER (0...2 ²³ -1)	The IE value (N) is derived by this formula: $N \leq 2^{23} \times X / 90 < N+1$ X being the latitude in degree (0°.. 90°)
Degrees of Longitude	M		INTEGER (-2 ²³ ...2 ²³ -1)	The IE value (N) is derived by this formula: $N \leq 2^{24} \times X / 360 < N+1$ X being the longitude in degree (-180°..+180°)
Direction of Altitude	M		ENUMERATED (Height, Depth)	
Altitude	M		INTEGER (0...2 ¹⁵ -1)	The relation between the value (N) and the altitude (a) in meters it describes is $N \leq a < N+1$, except for $N=2^{15}-1$ for which the range is extended to include all greater values of (a).

9.2.1.31H HS-DSCH Information to modify

The HS-DSCH Information to modify provides information for HS-DSCH to be modified.

IE/Group Name	Presence	Range	IE type and reference	Semantics description	Criticality	Assigned Criticality
HS-DSCH MAC-d Flow Specific Information		<i>0..<Maxno ofMACdFlows></i>			–	
>HS-DSCH MAC-d Flow ID	M		9.2.131I		–	
>BLER	O		9.2.1.4A		–	
>Allocation/Retention Priority	O		9.2.1.1A		–	
>Priority Queue Information		<i>0..<Maxno ofPrioQueues></i>			–	
>>Priority Queue ID	M		9.2.1.49C		–	
>>Scheduling Priority Indicator	O		9.2.1.53H		–	
>>MAC-d PDU Size Index		<i>0..<Maxno ofMACdPDUindexes></i>			–	
>>>SID	M		9.2.1.53I		–	
>>>MAC-d PDU Size	O		9.2.1.38A		–	
>Transport Bearer Request Indicator	M		9.2.1.62A		–	
Measurement Reporting cycle	O		ENUMERATED (k1, k2)	For FDD only	–	

9.2.1.31I HS-DSCH MAC-d Flow ID

HS-DSCH MAC-d Flow ID is the unique identifier for one MAC-d flow.

IE/Group Name	Presence	Range	IE type and reference	Semantics description
HS-DSCH MAC-d Flow ID			INTEGER (0..7)	

9.2.1.31J HS-DSCH RNTI

The HS-DSCH RNTI is used for the UE-specific CRC in HS-SCCH and HS-DSCH.

IE/Group Name	Presence	Range	IE type and reference	Semantics description
HS-DSCH RNTI			INTEGER(0..65535)	

9.2.1.32 IB_SG_DATA

Segment as defined in ref. [18].

IE/Group Name	Presence	Range	IE type and reference	Semantics description
IB_SG_DATA			Bit String	Contains "SIB data fixed" or "SIB data variable" in segment as encoded in ref: [18].

9.2.1.33 IB_SG_POS

The lowest position of a specific Information Block segment in the SFN cycle (IB_SG_POS < IB_SG_REP).

IE/Group Name	Presence	Range	IE type and reference	Semantics description
IB_SG_POS			INTEGER (0.. 4094)	Only even positions allowed. See ref. [18]

9.2.1.34 IB_SG_REP

Repetition distance for an Information Block segment. The segment shall be transmitted when $SFN \bmod IB_SG_REP = IB_SG_POS$.

IE/Group Name	Presence	Range	IE type and reference	Semantics description
IB_SG_REP			ENUMERATED (4, 8, 16, 32, 64, 128, 256, 512, 1024, 2048, 4096)	Repetition period for the IB segment in frames

9.2.1.35 IB Type

The IB Type identifies a specific system information block.

IE/Group Name	Presence	Range	IE type and reference	Semantics description
IB Type			Enumerated (MIB, SB1, SB2, SIB1, SIB2, SIB3, SIB4, SIB5, SIB6, SIB7, SIB8, SIB9, SIB10, SIB11, SIB12, SIB13, SIB13.1, SIB13.2, SIB13.3, SIB13.4, SIB14, SIB15, SIB15.1, SIB15.2, SIB15.3, SIB16, ..., SIB17, SIB15.4, SIB18)	

9.2.1.36 Indication Type

The indication type shall indicate the category of a failure with respect to its impact on the logical resources supported at Node B.

IE/Group Name	Presence	Range	IE type and reference	Semantics description
Indication Type			ENUMERATED (No Failure, Service Impacting, ...)	Service Impacting – The failure has impacted on the logical resources supported at Node B.

9.2.1.36A Information Exchange Object Type

The Information Exchange Object type indicates the type of object that the requested information shall be valid for.

IE/Group Name	Presence	Range	IE Type and Reference	Semantics Description
Information Exchange Object Type			ENUMERATED (Cell, ...)	

9.2.1.36B Information Report Characteristics

The information report characteristics defines how the reporting shall be performed.

IE/Group Name	Presence	Range	IE Type and Reference	Semantics Description
<i>CHOICE Information Report Characteristics Type</i>				
<i>>OnDemand</i>			NULL	
<i>>Periodic</i>				
<i>>>Information Report Periodicity</i>	M		ENUMERATED (1min...1hr, ...) step 1min, (1hr...24hr, ...) step 1hr, ...	The frequency with which the Node B shall send information reports.
<i>>On Modification</i>				
<i>>>Information Threshold</i>	O		9.2.1.36E	

9.2.1.36C Information Exchange ID

The Information Exchange ID uniquely identifies any requested information per Node B.

IE/Group Name	Presence	Range	IE Type and Reference	Semantics Description
Information Exchange ID	M		INTEGER (0 .. 2 ²⁰ -1)	

9.2.1.36D Information Type

The Information Type indicates which kind of information the Node B shall provide.

IE/Group Name	Presence	Range	IE Type and Reference	Semantics Description
Information Type Item	M		ENUMERATED (GPS Information, DGPS Corrections, GPS RX Pos, ...)	
GPS Information	C-GPS	0..<MaxNoGPSItems>		
> GPS Information Item			ENUMERATED (GPS Navigation Model & Time Recovery, GPS Ionospheric Model, GPS UTC Model, GPS Almanac, GPS Real-Time Integrity, ...)	

Condition	Explanation
GPS	The IE shall be present if the <i>Information Type Item</i> IE indicates "GPS Information".

Range Bound	Explanation
MaxNoGPSItems	Maximum number of GPS Information Items supported in one Information Exchange

9.2.1.36E Information Threshold

The Information Threshold indicates which kind of information shall trigger the Information Reporting procedure.

IE/Group Name	Presence	Range	IE Type and Reference	Semantics Description
CHOICE <i>Information Type Item</i>	M			
>DGPS				
>>PRC Deviation	M		ENUMERATED (1, 2, 5, 10, ...)	PRC deviation in meters from the previously reported value, which shall trigger a report

9.2.1.36F IPDL Indicator

Indicates if IPDL periods shall be active or not.

IE/Group Name	Presence	Range	IE type and reference	Semantics description
IPDL Indicator			ENUMERATED(active, inactive)	

9.2.1.37 Limited Power Increase

Void.

9.2.1.37A Local Cell Group ID

The Local Cell Group ID represents resources in the Node B, which has been pooled from a capacity point of view.

IE/Group Name	Presence	Range	IE type and reference	Semantics description
Local Cell Group ID			Local Cell ID 9.2.1.38	

9.2.1.38 Local Cell ID

The local cell ID represents resources in Node B that can be used for the configuration of a cell.

IE/Group Name	Presence	Range	IE Type and Reference	Semantics Description
Local Cell ID			INTEGER(0 ...26843545 5)	

9.2.1.38A MAC-d PDU Size

The *MAC-d PDU Size* provides the size in bits of the MAC-d PDU.

IE/Group Name	Presence	Range	IE type and reference	Semantics description
MAC-d PDU Size			INTEGER (1..5000,...)	

9.2.1.39 Maximum DL Power Capability

This parameter indicates the maximum DL power capability for a local cell or a Power Local Cell Group within Node B. The reference point is the antenna connector.

IE/Group Name	Presence	Range	IE type and reference	Semantics description
Maximum DL Power Capability			ENUMERATED(0...500)	dBm, granularity 0.1 dB 0: 0 dBm 1: 0.1 dBm ... 499: 49.9 dBm 500: 50.0 dBm

9.2.1.40 Maximum Transmission Power

Maximum Transmission Power is maximum power for all downlink channels added together, that is allowed to be used simultaneously in a cell. The reference point is the antenna connector.

IE/Group Name	Presence	Range	IE Type and Reference	Semantics Description
Maximum transmission Power			ENUMERATED(0,..500)	Unit dBm Granularity 0.1 dB 0: 0 dBm 1: 0.1 dBm ... 499: 49.9 dBm 500: 50.0 dBm

9.2.1.40A Measurement Availability Indicator

Indicates if measurement is available or not.

IE/Group Name	Presence	Range	IE type and reference	Semantics description
Measurement Availability Indicator			ENUMERATED(measurement available, measurement not available)	

9.2.1.41 Measurement Filter Coefficient

The Measurement Filter Coefficient determines the amount of filtering to be applied for measurements.

IE/Group Name	Presence	Range	IE type and reference	Semantics description
Measurement Filter Coefficient			ENUMERATED(0, 1, 2, 3, 4, 5, 6, 7, 8, 9, 11, 13, 15, 17, 19, ...)	

9.2.1.42 Measurement ID

The Measurement ID uniquely identifies any measurement per (Node B- or communication) control port.

IE/Group Name	Presence	Range	IE Type and Reference	Semantics Description
Measurement ID			Integer(0 .. 2 ²⁰ -1)	

9.2.1.43 Measurement Increase/Decrease Threshold

The Measurement Increase/Decrease Threshold defines the threshold that shall trigger Event C or D.

Information Element / Group Name	Presence	Range	IE Type and Reference	Semantics Description
<i>CHOICE Measurement Increase/Decrease Threshold</i>				
<i>>Received Total Wide Band Power</i>				
>>Received total wide band power	M		INTEGER(0..620)	0: 0 dB 1: 0.1 dB 2: 0.2 dB ... 620: 62dB
<i>>Transmitted Carrier Power</i>				
>>Transmitted Carrier Power	M		INTEGER(0..100)	According to mapping in [22] and [23]
<i>>Acknowledged PRACH Preambles</i>				FDD only
>>Acknowledged PRACH Preambles	M		INTEGER(0..240,...)	According to mapping in [22]
<i>>UL Timeslot ISCP</i>				TDD only
>>UL Timeslot ISCP	M		INTEGER(0..126)	0: 0 dB 1: 0.5 dB 2: 1 dB ... 126: 63 dB, [TDD only]
<i>>SIR</i>				
>>SIR	M		INTEGER(0..62)	0: 0 dB 1: 0.5 dB 2: 1 dB ... 62: 31dB
<i>>SIR Error</i>				FDD only
>>SIR Error	M		INTEGER(0..124)	0: 0 dB 1: 0.5 dB 2: 1 dB ... 124: 62 dB
<i>>Transmitted Code Power</i>				
>>Transmitted Code Power	M		INTEGER(0..112,...)	0: 0 dB 1: 0.5 dB 2: 1 dB ... 112: 56 dB
<i>>RSCP</i>				TDD only
>>RSCP	M		INTEGER(0..126)	0: 0 dB 1: 0.5 dB 2: 1 dB ... 126: 63 dB
<i>>Round Trip Time</i>				FDD only
>>Round Trip Time	M		INTEGER(0..32766)	0: 0 chips 1: 0.0625 chips 2: 0.1250 chips ... 32766: 2047.875 chips
<i>>Acknowledged PCPCH Access Preambles</i>				FDD only
>>Acknowledged PCPCH Access Preambles	M		INTEGER(0..15,...)	According to mapping in [22]
<i>>Detected PCPCH Access Preambles</i>				FDD only
>>Detected PCPCH Access Preambles	M		INTEGER(0..240,...)	According to mapping in [22]

9.2.1.44 Measurement Threshold

The Measurement Threshold defines which threshold that shall trigger Event A, B, E, F or On Modification.

Information Element / Group Name	Presence	Range	IE Type and Reference	Semantics Description
<i>CHOICE Measurement Threshold</i>				
> <i>Received Total Wide Band</i>				
>>Received total wide band power	M		INTEGER(0..621)	According to mapping in [22] and [23]
> <i>Transmitted Carrier Power</i>				
>>Transmitted Carrier Power	M		INTEGER(0..100)	According to mapping in [22] and [23]
> <i>Acknowledged PRACH Preambles</i>				FDD only
>>Acknowledged PRACH Preambles	M		INTEGER(0..240,...)	According to mapping in [22]
> <i>UL Timeslot ISCP</i>				TDD only
>>UL Timeslot ISCP	M		INTEGER(0..127)	According to mapping in [23]
> <i>SIR</i>				
>>SIR	M		INTEGER(0..63)	According to mapping in [22] and [23]
> <i>SIR Error</i>				FDD only
>>SIR Error	M		INTEGER(0..125)	According to mapping in [22]
> <i>Transmitted Code Power</i>				
>>Transmitted Code Power	M		INTEGER(0..127)	According to mapping in [22] and [23]
> <i>RSCP</i>				TDD only
>>RSCP	M		INTEGER(0..127)	According to mapping in [23]
> <i>Rx Timing Deviation</i>				3.84Mcps TDD only
>>Rx Timing Deviation	M		INTEGER(0..8191)	According to mapping in [23]
> <i>Round Trip Time</i>				FDD only
>>Round Trip Time	M		INTEGER(0..32767)	According to mapping in [22]
> <i>Acknowledged PCPCH Access Preambles</i>				FDD only
>>Acknowledged PCPCH Access Preambles	M		INTEGER(0..15,...)	According to mapping in [22]
> <i>Detected PCPCH Access Preambles</i>				FDD only
>>Detected PCPCH Access Preambles	M		INTEGER(0..240,...)	According to mapping in [22]
> <i>UTRAN GPS Timing of Cell Frames for LCS</i>				
>>T _{UTRAN-GPS} Measurement Threshold Information	M		9.2.1.64B	
> <i>SFN-SFN Observed Time Difference</i>				
>>SFN-SFN Measurement Threshold Information	M		9.2.1.53C	

9.2.1.45 Message Discriminator

This field is used to discriminate between Dedicated NBAP and Common NBAP messages.

IE/Group Name	Presence	Range	IE type and reference	Semantics description
Message Discriminator			ENUMERATED(Common, Dedicated)	

9.2.1.45A Message Structure

The *Message Structure* IE gives information for each level with assigned criticality in an hierarchical message structure from top level down to the lowest level above the reported level for the occurred error (reported in the *Information Element Criticality Diagnostics* IE).

IE/Group Name	Presence	Range	IE type and reference	Semantics description	Criticality	Assigned Criticality
Message structure		1 to <maxnooflevels>		The first repetition of the <i>Message Structure</i> IE corresponds to the top level of the message. The last repetition of the <i>Message Structure</i> IE corresponds to the level above the reported level for the occurred error of the message.	GLOBAL	ignore
>IE ID	M		INTEGER (0..65535)	The IE ID of this level's IE containing the not understood or missing IE.	-	
>Repetition Number	O		INTEGER (1..256)	The <i>Repetition Number</i> IE gives, if applicable, the number of occurrences of this level's reported IE up to and including the occurrence containing the not understood or missing IE. Note: All the counted occurrences of the reported IE must have the same topdown hierarchical message structure of IEs with assigned criticality above them.	-	

Range bound	Explanation
maxnooflevels	Maximum no. of message levels to report. The value for maxnooflevels is 256.

9.2.1.46 Message Type

The Message Type uniquely identifies the message being sent.

IE/Group Name	Presence	Range	IE type and reference	Semantics description
Procedure ID	M	1		
>Procedure Code	M		ENUMERATED (COMMON TRANSPORT CHANNEL SETUP, COMMON TRANSPORT CHANNEL RECONFIGURATION, COMMON TRANSPORT CHANNEL DELETION, BLOCK RESOURCE, UNBLOCK RESOURCE, AUDIT REQUIRED, AUDIT, COMMON MEASUREMENT INITIATION, COMMON MEASUREMENT REPORTING, COMMON MEASUREMENT TERMINATION, COMMON MEASUREMENT FAILURE, CELL SETUP, CELL RECONFIGURATION, CELL DELETION, RESOURCE STATUS INDICATION, SYSTEM INFORMATION UPDATE, RL SETUP, RL ADDITION, SYNCHRONISED RL RECONFIGURATION PREPARATION, SYNCHRONISED RL RECONFIGURATION COMMIT, SYNCHRONISED RL RECONFIGURATION CANCELLATION, UNSYNCHRONISED RL RECONFIGURATION, RL DELETION, DL POWER CONTROL, DL POWER TIMESLOT CONTROL, DEDICATED MEASUREMENT INITIATION, DEDICATED MEASUREMENT REPORTING, DEDICATED MEASUREMENT TERMINATION, DEDICATED MEASUREMENT FAILURE, RL FAILURE, RL RESTORATION, COMPRESSED MODE COMMAND, ERROR INDICATION, PHYSICAL SHARED CHANNEL RECONFIGURATION, RESET, ..., INFORMATION EXCHANGE INITIATION, INFORMATION REPORTING, INFORMATION EXCHANGE TERMINATION, INFORMATION EXCHANGE FAILURE, CELL SYNCHRONISATION INITIATION, CELL SYNCHRONISATION RECONFIGURATION, CELL SYNCHRONISATION REPORTING, CELL SYNCHRONISATION TERMINATION, CELL SYNCHRONISATION FAILURE, CELL SYNCHRONISATION ADJUSTMENT)	
>Ddmode	M		ENUMERATED (FDD, TDD, Common, ...)	Common = common to FDD and TDD.
Type of Message	M		ENUMERATED (Initiating Message, Successful Outcome, Unsuccessful Outcome, Outcome)	

9.2.1.46A Minimum DL Power Capability

This parameter indicates the minimum DL power capability for a local cell within Node B. The reference point is the antenna connector.

IE/Group Name	Presence	Range	IE type and reference	Semantics description
Minimum DL Power Capability			ENUMERATED(0..800)	dBm, granularity 0.1 dB 0: -30.0 dBm 1: -29.9 dBm ... 799: 49.9 dBm 800: 50.0 dBm

9.2.1.47 Minimum Spreading Factor

This parameter indicates the minimum spreading factor supported at a cell within the Node B.

IE/Group Name	Presence	Range	IE type and reference	Semantics description
Minimum Spreading Factor			Enumerated(4, 8, 16, 32, 64, 128, 256, 512)	

9.2.1.47A N_INSYNC_IND

This parameter defines the number of successive in-sync indications after which the Node B shall trigger the Radio Link Restore procedure (see also ref. [10] and [21]).

Information Element/Group Name	Presence	Range	IE type and reference	Semantics description
N_INSYNC_IND			Integer (1, 2, ..., 256)	

9.2.1.47B N_OUTSYNC_IND

This parameter defines the number of consecutive out-of-sync indications after which the timer T_RLFFAILURE shall be started (see also ref. [10] and [21]).

Information Element/Group Name	Presence	Range	IE type and reference	Semantics description
N_OUTSYNC_IND			Integer (1, 2, ..., 256)	

9.2.1.47C Neighbouring FDD Cell Measurement Information

This IE provides information on the FDD neighbouring cells used for the purpose of measurements.

IE/Group Name	Presence	Range	IE type and reference	Semantics description
UC-Id	M		9.2.1.65B	
UARFCN	M		9.2.1.65	Corresponds to Nd [14]
Primary Scrambling Code	M		9.2.2.34	

9.2.1.47D Neighbouring TDD Cell Measurement Information

This IE provides information on the 3.84Mcps TDD neighbouring cells used for the purpose of measurements.

IE/Group Name	Presence	Range	IE type and reference	Semantics description
UC-Id	M		9.2.1.65B	
UARFCN	M		9.2.1.65	Corresponds to Nt [15]
Cell Parameter ID	M		9.2.3.4	
Time slot	O		9.2.3.23	
Midamble shift and burst type	O		9.2.3.7	

9.2.1.47E Neighbouring TDD Cell Measurement Information LCR

This IE provides information on the neighbouring 1.28Mcps TDD cells used for the purpose of measurements. Since the measurement can be performed on every time slot and midamble shift, the *Time slot LCR* IE and *Midamble shift LCR* IE shall be included if available.

IE/Group Name	Presence	Range	IE type and reference	Semantics description
UC-Id	M		9.2.1.65B	
UARFCN	M		9.2.1.65	Corresponds to Nt [15]
Cell Parameter ID	M		9.2.3.4	
Time Slot LCR	O		9.2.3.24A	
Midamble shift LCR	O		9.2.3.7A	

9.2.1.48 Node B Communication Context ID

The Node B Communication Context ID is the identifier of the Communication Context in the Node B, it corresponds to the dedicated resources which are necessary for an UE using one or more dedicated channels in a given Node B.

IE/Group Name	Presence	Range	IE type and reference	Semantics description
Node B Communication Context ID			INTEGER (0..2 ²⁰ -1)	2 ²⁰ -1 is reserved value to indicate all the existing and future Node B communication contexts that can be reached by the communication control port (All NBCC).

9.2.1.49 Payload CRC Presence Indicator

This parameter indicates whether FP payload 16 bit CRC is used or not.

IE/Group Name	Presence	Range	IE type and reference	Semantics description
Payload CRC Presence Indicator			ENUMERATED (CRC Included, CRC not included)	

9.2.1.49A PICH Power

The PICH Power IE indicates a power level relative to the [FDD-primary CPICH power] [TDD-primary CCPCH power] configured in a cell.

IE/Group Name	Presence	Range	IE type and reference	Semantics description
PICH Power			Enumerated(-10..+5dB)	Step 1dB

9.2.1.49B Power Local Cell Group ID

The Power Local Cell Group ID represents resources in the Node B which have been pooled from a DL power capability point of view.

IE/Group Name	Presence	Range	IE type and reference	Semantics description
Power Local Cell Group ID			Local Cell ID 9.2.1.38	

9.2.1.49C Priority Queue ID

The Priority Queue ID provides the identity of the Priority Queue.

IE/Group Name	Presence	Range	IE type and reference	Semantics description
Priority Queue ID			INTEGER (0..7)	

9.2.1.50 Puncture Limit

The Puncture limit limits the amount of puncturing that can be applied in order to minimise the number of dedicated physical channels.

IE/Group Name	Presence	Range	IE type and reference	Semantics description
Puncture limit			INTEGER (0..15)	0: 40% 1: 44 % ... 14: 96% 15: 100% (no puncturing)

9.2.1.50A QE-Selector

The QE-Selector indicates from which source the value for the quality estimate (QE) shall be taken.

IE/Group Name	Presence	Range	IE type and reference	Semantics description
QE-Selector			ENUMERATED(selected, non-selected)	

9.2.1.51 Report Characteristics

The report characteristics, defines how the reporting shall be performed.

IE/Group Name	Presence	Range	IE Type and Reference	Semantics Description
CHOICE <i>Report Characteristics</i>				
> <i>OnDemand</i>			NULL	
> <i>Periodic</i>				
>>Report Periodicity	M		ENUMERATED (10ms...1min,...) step 10ms, (1min...1hr,...) step 1min,...	The frequency with which the Node B shall send measurement reports.
> <i>Event A</i>				
>>Measurement Threshold	M		Measurement Threshold 9.2.1.44	The threshold for which the Node B shall trigger a measurement report.
>>Measurement Hysteresis Time	O		ENUMERATED (10ms...1min,...) step 10ms,...	
> <i>Event B</i>				
>>Measurement Threshold	M		Measurement Threshold 9.2.1.44	The threshold for which the Node B shall trigger a measurement report.
>>Measurement Hysteresis Time	O		ENUMERATED (10ms...1min,...) step 10ms,...	
> <i>Event C</i>				
>>Measurement Increase/Decrease Threshold	M		Measurement Increase/Decrease Threshold 9.2.1.43	
>>Measurement Change Time	M		ENUMERATED (10ms...1min,...) step 10ms,...	The time the measurement entity shall rise on (in ms), in order to trigger a measurement report.
> <i>Event D</i>				
>>Measurement Increase/Decrease Threshold	M		Measurement Increase/Decrease Threshold 9.2.1.43	
>>Measurement Change Time	M		ENUMERATED (10ms...1min,...) step 10ms,...	The time the measurement entity shall fall (in ms), in order to trigger a measurement report.
> <i>Event E</i>				
>>Measurement Threshold 1	M		Measurement Threshold 9.2.1.44	
>>Measurement Threshold 2	O		Measurement Threshold 9.2.1.44	
>>Measurement Hysteresis Time	O		ENUMERATED (10ms...1mi	The hysteresis time in ms

			n,...) step 10ms,...	
>>Report Periodicity	O		ENUMERAT ED (10ms...1mi n,...) step 10ms, (1min...1hr, ...) step 1min,...	The frequency with which the Node B shall send measurement reports.
>Event F				
>>Measurement Threshold 1	M		Measureme nt Threshold 9.2.1.44	
>>Measurement Threshold 2	O		Measureme nt Threshold 9.2.1.44	
>>Measurement Hysteresis Time	O		ENUMERAT ED (10ms...1mi n,...) step 10ms,...	The hysteresis time in ms
>>Report Periodicity	O		ENUMERAT ED (10ms...1mi n,...) step 10ms, (1min...1hr, ...) step 1min,...	The frequency with which the Node B shall send measurement reports.
>On Modification				
>>Measurement Threshold	M		Measureme nt Threshold 9.2.1.44	

9.2.1.51A Requested Data Value

The *Requested Data Value* IE contains the relevant data concerning the ongoing information exchange. *Requested Data Value* IE shall include at least one of the following IE.

IE/Group Name	Presence	Range	IE Type and Reference	Semantics Description
DGPS Corrections	O		9.2.1.24B	
GPS Navigation Model & Time Recovery	O		9.2.1.31B	
GPS Ionospheric Model	O		9.2.1.31C	
GPS UTC Model	O		9.2.1.31D	
GPS Almanac	O		9.2.1.31F	
GPS Real-Time Integrity	O		9.2.1.31E	
GPS RX Pos	O		9.2.1.31G	

9.2.1.51B Requested Data Value Information

The *Requested Data Value Information* IE provides information both on whether or not the Requested Data Value is provided in the message or not and if provided also the Requested Data Value itself. In case of periodic reporting, 'Information Not Available' shall be used when at least one part of the requested information was not available at the moment of initiating the Information Reporting procedure.

IE/Group Name	Presence	Range	IE Type and Reference	Semantics Description	Criticality	Assigned Criticality
CHOICE <i>Information Availability Indicator</i>	M				–	
> <i>Information Available</i>					–	
>>Requested Data Value	M		9.2.1.51A		–	
> <i>Information not Available</i>			NULL		–	

9.2.1.52 Resource Operational State

The resource operational state is used to indicate the current operational state of the associated resource following a Node B failure.

IE/Group Name	Presence	Range	IE type and reference	Semantics description
Resource Operational State			ENUMERATED(Enabled, Disabled)	When a resource is marked as disabled, then its child resources are implicitly disabled. Cell Resource hierarchy can be referred to [6].

9.2.1.52A Retention Priority

Void.

9.2.1.53 RL ID

The RL ID is the unique identifier for one RL associated with a UE.

IE/Group Name	Presence	Range	IE type and reference	Semantics description
RL ID			INTEGER (0..31)	

9.2.1.53a RNC-Id

This is the identifier of one RNC in UTRAN.

IE/Group Name	Presence	Range	IE type and reference	Semantics description
RNC-Id			INTEGER (0..4095)	

9.2.1.53A SFN

System Frame Number of the cell, see ref. [17].

IE/Group Name	Presence	Range	IE type and reference	Semantics description
SFN			Integer (0..4095)	

9.2.1.53B Segment type

Segment type as defined in [18].

IE/Group Name	Presence	Range	IE type and reference	Semantics description
Segment type			Enumerated(First segment, First segment short, Subsequent segment, Last segment, Last segment short, Complete SIB, Complete SIB short,...)	

9.2.1.53C SFN-SFN Measurement Threshold Information

The SFN-SFN Measurement Threshold Information defines the related thresholds SFN-SFN Observed Time Difference measurements which shall trigger the Event On Modification.

IE/Group Name	Presence	Range	IE type and reference	Semantics description
SFN-SFN Change Limit	O		INTEGER(1..256)	Change of SFN-SFN value compared to previously reported value, which shall trigger a new report. Unit in 1/16 chip.
Predicted SFN-SFN Deviation Limit	O		INTEGER(1..256)	Deviation of the predicated SFN-SFN from the latest measurement result, which shall trigger a new report. Unit in 1/16 chip.

9.2.1.53D SFN-SFN Measurement Time Stamp

IE/Group Name	Presence	Range	IE type and reference	Semantics description
CHOICE <i>Mode</i>				
>FDD				
>>SFN	M		9.2.1.53A	Indicates the SFN of the reference cell at which the measurement has been performed.
>TDD				
>>SFN	M		9.2.1.53A	Indicates the SFN of the reference cell at which the measurement has been performed.
>>Time Slot	M		9.2.3.23	Indicates the Time Slot of the reference cell at which this measurement has been performed.

9.2.1.53E SFN-SFN Measurement Value Information

The SFN-SFN Measurement Value Information IE indicates the measurement result related to SFN-SFN Observed Time Difference measurements.

IE/Group Name	Presence	Range	IE type and reference	Semantics description
Successful Neighbouring cell SFN-SFN Observed Time Difference Measurement Information		1..<maxnoMeasN Cell>		
>UC-Id	M		9.2.1.65B	
>SFN-SFN Value	M		9.2.1.53F	
>SFN-SFN Quality	O		INTEGER(0..256)	Indicates the standard deviation of the SFN-SFN otd (observed time difference) measurements in 1/16 chip.
>SFN-SFN Drift Rate	M		INTEGER(-100..+100)	Indicates the SFN-SFN drift rate in 1/256 chip per second. A positive value indicates that the Reference cell clock is running at a greater frequency than the measured neighbouring cell.
>SFN-SFN Drift Rate Quality	M		INTEGER(0..100)	Indicates the standard deviation of the SFN-SFN drift rate measurements in 1/256 chip per second.
>SFN-SFN Measurement Time Stamp	M		9.2.1.53D	
Unsuccessful Neighbouring cell SFN-SFN Observed Time Difference Measurement Information		0..<maxnoMeasN Cell-1>		
>UC-Id	M		9.2.1.65B	

Range bound	Explanation
<i>maxnoMeasNCell</i>	Maximum number of neighbouring cells that can be measured on.

9.2.1.53F SFN-SFN Value

IE/Group Name	Presence	Range	IE type and reference	Semantics description
<i>CHOICE Mode</i>				
>FDD				
>>SFN-SFN	M		INTEGER(0..614399)	According to mapping in [22].
>TDD				
>>SFN-SFN	M		INTEGER(0..40961)	According to mapping in [23].

9.2.1.53G RL Specific DCH Information

The *RL Specific DCH Information* IE provides RL specific DCH Information for DCHs. In case of a set of co-ordinated DCHs requiring a new transport bearer on Iub, the *Transport Layer Address* IE and the *Binding ID* IE in the *RL Specific DCH Information* IE shall be included only for one of the DCHs in the set of co-ordinated DCHs.

IE/Group Name	Presence	Range	IE type and reference	Semantics description	Criticality	Assigned Criticality
RL specific DCH Information		<i>1..<maxno of DCHs></i>			–	
>DCH ID	M		9.2.1.20		–	
>Binding ID	O		9.2.1.4	Shall be ignored if bearer establishment with ALCAP.	–	
>Transport Layer Address	O		9.2.1.63	Shall be ignored if bearer establishment with ALCAP.	–	

Range bound	Explanation
MaxnoofDCHs	Maximum number of DCHs for one UE.

9.2.1.53H Scheduling Priority Indicator

Indicates the relative priority of the HS-DSCH data frame. Used by the Node B when scheduling HS-DSCH.

IE/Group Name	Presence	Range	IE type and reference	Semantics description
Scheduling Priority Indicator			INTEGER (0..15)	Relative priority of the HS-DSCH data frame: 0=Lowest Priority ... 15=Highest Priority

9.2.1.53I SID

The *SID* provides the identity of the Size Index.

IE/Group Name	Presence	Range	IE type and reference	Semantics description
SID			INTEGER (0..7)	

9.2.1.54 SIB Deletion Indicator

Void.

9.2.1.55 SIB Originator

Indicates if the Node B shall fill in the SIB information or not.

IE/Group Name	Presence	Range	IE type and reference	Semantics description
SIB Originator			Enumerated(Node B, CRNC,...)	

9.2.1.55A Signalling Bearer Request Indicator

Signalling Bearer Request Indicator IE indicates if a new signalling bearer needs to be established for the control of Node B Communication Context.

IE/Group Name	Presence	Range	IE type and reference	Semantics description
Signalling Bearer Request Indicator			ENUMERATED(Bearer Requested)	

9.2.1.56 Shutdown Timer

The shutdown timer shall indicate the length of time available to the CRNC to perform the block of a resource when a Normal priority block is requested.

IE/Group Name	Presence	Range	IE type and reference	Semantics description
Shutdown Timer			INTEGER(1..3600)	Value in seconds

9.2.1.56A T_RLFAILURE

The Radio Link Failure procedure shall be triggered after a period of time T_RLFAILURE has elapsed with a persisting out-of-sync indication (see also ref. [10] and [21]).

Information Element/Group Name	Presence	Range	IE type and reference	Semantics description
T_RLFAILURE			ENUMERATED(0, 0.1, 0.2, .., 25.5)	In seconds

9.2.1.56B Start Of Audit Sequence Indicator

Indicates if the AUDIT REQUEST message initiates a new audit sequence or not.

IE/Group Name	Presence	Range	IE type and reference	Semantics description
Start Of Audit Sequence Indicator			ENUMERATED(start of audit sequence, not start of audit sequence)	

9.2.1.56C TFCI2 Bearer Request Indicator

TFCI2 Bearer Request Indicator IE indicates if a new transport bearer on which the DSCH TFCI Signaling control frames shall be received is required.

IE/Group Name	Presence	Range	IE type and reference	Semantics description
TFCI2 Bearer Request Indicator			ENUMERATED(New Bearer Requested)	

9.2.1.57 TFCI Presence

The TFCI Presence parameter indicates whether the TFCI shall be included. In TDD if it is present in the timeslot, it will be included within the first Channelization code listed.

IE/Group Name	Presence	Range	IE type and reference	Semantics description
TFCI presence			ENUMERATED (Present, not present)	

9.2.1.58 TFCS (Transport Format Combination Set)

The Transport Format Combination Set is defined as a set of Transport Format Combinations on a Coded Composite Transport Channel. It is the allowed Transport Format Combinations of the corresponding Transport Channels. The DL Transport Format Combination Set is applicable for DL Transport Channels.

[FDD - Where the UE is assigned access to one or more DSCH transport channels then the UTRAN has the choice of two methods for signalling the mapping between TFCI(field 2) values and the corresponding TFC:

Method #1 - TFCI range

The mapping is described in terms of a number of groups, each group corresponding to a given transport format combination (value of CTFC(field2)). The CTFC(field2) value specified in the first group applies for all values of TFCI(field 2) between 0 and the specified 'Max TFCI(field2) value'. The CTFC(field2) value specified in the second group applies for all values of TFCI(field 2) between the 'Max TFCI(field2) value' specified in the last group plus one and the specified 'Max TFCI(field2) value' in the second group. The process continues in the same way for the following groups with the TFCI(field 2) value used by the UE in constructing its mapping table starting at the largest value reached in the previous group plus one.

Method #2 - Explicit

The mapping between TFCI(field 2) value and CTFC(field2) is spelt out explicitly for each value of TFCI (field2)]

IE/Group Name	Presence	Range	IE type and reference	Semantics description
CHOICE <i>DSCH</i>				
> <i>No split in TFCI</i>				This choice is made if : a) The TFCS refers to the uplink OR b) The mode is FDD and none of the Radio Links of the concerned UE are assigned any DSCH transport channels OR c) The mode is TDD
>>TFCS		1 to <maxnoofTFCs>		The first instance of the parameter corresponds to TFCI zero, the second to 1 and so on.
>>>CTFC	M		INTEGER(0..MaxCTFC)	See Note 1.
>>>CHOICE <i>Gain Factors</i>	C-PhysChan			
>>>>Signalled Gain Factors				
>>>>>CHOICE <i>Mode</i>				
>>>>>>FDD				
>>>>>>>Gain Factor β_C	M		Integer (0..15)	For UL DPCH or control part of PRACH or control part of PCPCH in FDD; mapping in accordance to [9]
>>>>>>>Gain Factor β_D	M		Integer (0..15)	For UL DPCH or data part of PRACH or data part of PCPCH in FDD; mapping in accordance to [9]
>>>>>>>TDD				
>>>>>>>>Gain Factor β	M		Integer (0..15)	For UL DPCH in TDD; mapping in accordance to [20]
>>>>>Reference TFC nr	O		Integer (0..3)	If this TFC is a reference TFC, this IE indicates the reference number
>>>>Computed Gain Factors				
>>>>>Reference TFC nr	M		Integer (0..3)	Indicates the reference TFC to be used to calculate the gain factors for this TFC
> <i>There is a split in the TFCI</i>				This choice is made if : a) The TFCS refers to the downlink AND b) The mode is FDD and one of the Radio Links of the concerned UE assigned one or more DSCH transport channels
>>Transport format combination_DCH		1 to <MaxTFCI_1_Comb>		The first instance of the parameter <i>Transport format combination_DCH</i> corresponds to TFCI (field 1) = 0, the second to TFCI (field 1) = 1 and so on.
>>>CTFC(field1)	M		Integer(0..MaxCTFC)	See Note 1.
>>Choice <i>Signalling method</i>				
>>>TFCI range				
>>>>TFC mapping on DSCH		1 to <MaxNoTFCIGroups>		
>>>>>Max TFCI(field2) value	M		Integer(1..1023)	This is the Maximum value in the range of TFCI(field2) values for which the specified

				CTFC(field2) applies
>>>>CTFC(field2)	M		Integer(0..M axCTFC)	See Note 1.
>>>Explicit				
>>>>Transport format combination_DSCH		1 to <MaxTFCI_2_Co mbs>		The first instance of the parameter <i>Transport format combination_DSCH</i> corresponds to TFCI (field2) = 0, the second to TFCI (field 2) = 1 and so on.
>>>>CTFC(field2)	M		Integer(0..M axCTFC)	See Note 1.

Condition	Explanation
PhysChan	The IE shall be present if the TFCS concerns a UL DPCH or PRACH channel [FDD – PCPCH channel].

Range bound	Explanation
MaxnoofTFCs	The maximum number of Transport Format Combinations.
MaxTFCI_1_Combs	Maximum number of TFCI (field 1) combinations (given by 2 raised to the power of the length of the TFCI (field 1))
MaxTFCI_2_Combs	Maximum number of TFCI (field 2) combinations (given by 2 raised to the power of the length of the TFCI (field 2))
MaxNoTFCIGroups	Maximum number of groups, each group described in terms of a range of TFCI(field 2) values for which a single value of CTFC(field2) applies
MaxCTFC	Maximum number of the CTFC value is calculated according to the following: $\sum_{i=1}^I (L_i - 1)P_i$ with the notation according to ref. [18]

Note 1:

The CTFC is an integer number calculated in accordance with [18], subclause 14.10. Regarding the channel ordering, for all transport channels, ‘TrCH1’ corresponds to the transport channel having the lowest transport channel identity among all configured transport channels on this CCTrCH. ‘TrCH2’ corresponds to the transport channel having the next lowest transport channel identity, and so on.

9.2.1.59 Transport Format Set

The Transport Format Set is defined as the set of Transport Formats associated to a Transport Channel, e.g. DCH.

IE/Group Name	Presence	Range	IE type and reference	Semantics description
Dynamic Transport Format Information		1 to <maxTFcount>		The first instance of the parameter corresponds to TFI zero, the second to 1 and so on.
>Number of Transport blocks	M		INTEGER (0..512)	
>Transport Block Size	C – Blocks		INTEGER (0..5000)	Bits
>CHOICE Mode	M			
>>TDD				
>>>Transmission Time interval Information	C-TTIdynamic	1 to <maxTTIcount>		
>>>>Transmission time interval	M		Enumerated(10, 20, 40, 80,...)	ms
Semi-static Transport Format Information		1		
>Transmission time interval	M		ENUMERATED (10, 20, 40, 80, dynamic,...,5)	ms; Value "dynamic" for TDD only; Value "5" for LCR TDD only
>Type of channel coding	M		ENUMERATED (No codingTDD, Convolutional, Turbo,...)	[FDD - The value 'No codingTDD' shall be treated as logical error if received]
>Coding Rate	C – Coding		ENUMERATED (1/2, 1/3,...)	
>Rate matching attribute	M		INTEGER (1..maxRM)	
>CRC size	M		ENUMERATED (0, 8, 12, 16, 24,...)	
>CHOICE Mode	M			
>>TDD				
>>>2 nd interleaving mode	M		Enumerated(Frame related, Timeslot related,...)	

Condition	Explanation
Blocks	The IE shall be present if the <i>Number of Transport Blocks</i> IE is set to a value greater than 0.
Coding	The IE shall be present if the <i>Type of channel coding</i> IE is set to "Convolutional" or "Turbo".
TTIdynamic	The IE shall be present if the <i>Transmission Time Interval</i> IE in the <i>Semi-static Transport Format Information</i> IE is set to "dynamic".

Range bound	Explanation
MaxTFcount	Maximum number of different transport formats that can be included in the Transport format set for one transport channel.
MaxRM	Maximum number that could be set as rate matching attribute for a transport channel.
MaxTTIcount	The amount of different TTI that are possible for that transport format.

9.2.1.60 ToAWE

TOAWE is the window endpoint. DL data frames are expected to be received before this window endpoint. TOAWE is defined with a positive value relative Latest Time of Arrival (LTOA). A data frame arriving after TOAWE gives a Timing Adjustment Control frame response.

IE/Group Name	Presence	Range	IE type and reference	Semantics description
ToAWE			INTEGER (0..2559)	ms.

9.2.1.61 ToAWS

TOAWS is the window startpoint. DL data frames are expected to be received after this window startpoint. TOAWS is defined with a positive value relative Time of Arrival Window Endpoint (TOAWE). A data frame arriving before TOAWS gives a Timing Adjustment Control frame response.

IE/Group Name	Presence	Range	IE type and reference	Semantics description
ToAWS			INTEGER (0..1279)	ms.

9.2.1.62 Transaction ID

The transaction ID is used to associate all the messages belonging to the same procedure. Messages belonging to the same procedure shall use the same transaction ID.

The transaction ID is determined by the initiating peer of a procedure. For common procedures the transaction ID shall uniquely identify a procedure within all ongoing parallel procedures initiated by one protocol peer, using the same procedure code and signalled over the same Node B control port. For dedicated procedures the transaction ID shall uniquely identify a procedure within all ongoing parallel procedures initiated by one protocol peer, using the same procedure code and initiated towards the same Node B/CRNC context.

IE/Group Name	Presence	Range	IE type and reference	Semantics description
Transaction ID			CHOICE INTEGER (0..127) or INTEGER (0..32767)	The Transaction ID shall be interpreted for its integer value, not for the type of encoding ("short" or "long").

9.2.1.62A Transport Bearer Request Indicator

Indicates whether a new transport bearer needs to be established for carrying the concerning transport channel.

IE/Group Name	Presence	Range	IE type and reference	Semantics description
Transport Bearer Request Indicator			ENUMERATED(Bearer Requested, Bearer not Requested, ...)	

9.2.1.63 Transport Layer Address

In case of transport bearer establishment with ALCAP [2][31], this IE contains the address to be used for Transport Network Control Plane signalling to establish the transport bearer according to [2][31].

In order to allow transport bearer establishment without ALCAP, this IE contains the address of the transport bearer to be used for the user plane transport.

For details on the Transport Address used see ref. [2][31].

IE/Group Name	Presence	Range	IE type and reference	Semantics description
Transport Layer Address			Bit string(1...160, ...)	

9.2.1.64 TSTD Indicator

Indicates if TSTD shall be active or not.

IE/Group Name	Presence	Range	IE type and reference	Semantics description
TSTD Indicator			ENUMERATED(active, inactive)	

9.2.1.64A $T_{\text{UTRAN-GPS}}$ Measurement Value Information

The $T_{\text{UTRAN-GPS}}$ *Measurement Value Information* IE indicates the measurement results related to the UTRAN GPS Timing of Cell Frame for LCS measurements.

IE/Group Name	Presence	Range	IE type and reference	Semantics description
$T_{\text{UTRAN-GPS}}$		1		Indicates the UTRAN GPS Timing of Cell Frame for LCS. According to mapping in [22]. Significant values range from 0 to 37158911999999.
>MS	M		INTEGER(0..16383)	Most Significant Part
>LS	M		INTEGER(0..4294967295)	Least Significant Part
$T_{\text{UTRAN-GPS}}$ Quality	M		INTEGER(0..255)	Indicates the standard deviation of the $T_{\text{UTRAN-GPS}}$ measurements in 1/16 chip.
$T_{\text{UTRAN-GPS}}$ Drift Rate	M		INTEGER(-50..+50)	Indicates the $T_{\text{UTRAN-GPS}}$ drift rate in 1/256 chip per second. A positive value indicates that the UTRAN clock is running at a lower frequency than GPS clock.
$T_{\text{UTRAN-GPS}}$ Drift Rate Quality	M		INTEGER(0..50)	Indicates the standard deviation of the $T_{\text{UTRAN-GPS}}$ drift rate measurements in 1/256 chip per second.

9.2.1.64B $T_{\text{UTRAN-GPS}}$ Measurement Threshold Information

The $T_{\text{UTRAN-GPS}}$ *Measurement Threshold Information* defines the related thresholds for UTRAN GPS Timing of Cell Frame for LCS measurements shall trigger the event On Modification.

IE/Group Name	Presence	Range	IE type and reference	Semantics description
T _{UTRAN-GPS} Change Limit	O		INTEGER(1..256)	Change of T _{UTRAN-GPS} value compared to previously reported value, which shall trigger a new report. Unit in 1/16 chip.
Predicted T _{UTRAN-GPS} Deviation Limit	O		INTEGER(1..256)	Deviation of the predicated T _{UTRAN-GPS} from the latest measurement result, which shall trigger a new report. Unit in 1/16 chip.

9.2.1.64C T_{UTRAN-GPS} Accuracy Class

The T_{UTRAN-GPS} Accuracy Class IE indicates the accuracy class of the UTRAN GPS Timing of Cell Frame for LCS measurement.

IE/Group Name	Presence	Range	IE type and reference	Semantics description
T _{UTRAN-GPS} Accuracy Class			ENUMERATED(Accuracy Class A, Accuracy Class B, Accuracy Class C,...)	More information about T _{UTRAN-GPS} Measurement Accuracy Class is included in [22].

9.2.1.65 UARFCN

Designate the central frequency of the channel number.

Information Element / Group Name	Presence	Range	IE Type and Reference	Semantics Description
UARFCN			INTEGER (0..16383, ...)	corresponds to 0.0Hz.. 3276.6MHz (subclause 5.4.3 in [14] and [15])

9.2.1.65A UL Capacity Credit

The capacity credit indicates to the CRNC the Uplink capacity of a Local Cell or a Local Cell Group.

IE/Group Name	Presence	Range	IE type and reference	Semantics description
UL Capacity Credit			INTEGER (0..65535)	

9.2.1.65B UTRAN Cell Identifier (UC-Id)

The UC-Id (UTRAN Cell identifier) is the identifier of a cell in one UTRAN.

IE/Group Name	Presence	Range	IE type and reference	Semantics description
RNC-Id	M		9.2.1.53a	
C-Id	M		9.2.1.9	

9.2.1.66 UL FP Mode

This parameter defines if normal or silent mode of the Frame Protocol shall be used for the UL.

IE/Group Name	Presence	Range	IE type and reference	Semantics description
UL FP Mode			ENUMERATED (Normal, Silent,...)	

9.2.1.67 UL interference level

Void.

9.2.1.67A UL SIR

The UL SIR indicates a received UL SIR.

IE/Group Name	Presence	Range	IE type and reference	Semantics description
UL SIR			ENUMERATED (-8.2 .. 17.3)	Step 0.1 dB

9.2.2 FDD specific parameters

9.2.2.A Active Pattern Sequence Information

Defines the parameters for the compressed mode gap pattern sequence activation. For details see ref. [18].

IE/Group Name	Presence	Range	IE type and reference	Semantics description
CM Configuration Change CFN	M		CFN 9.2.1.7	
Transmission Gap Pattern Sequence Status		0 to <MaxTGPS>		
>TGPSI Identifier	M		Integer(1..<MaxTGPS>)	If the group is not present, none of the pattern sequences are activated. References an already defined sequence.
>TGPRC	M		Integer (0..511)	The number of transmission gap patterns within the Transmission Gap Pattern Sequence. 0=Infinity
>TGCFN	M		CFN 9.2.1.7	Connection Frame Number of the first frame of the first pattern 1 within the Transmission Gap Pattern Sequence.

Range bound	Explanation
MaxTGPS	Maximum number of active pattern sequences. Value 6.

9.2.2.B Adjustment Period

Adjustment Period IE defines the period to be used for power balancing.

IE/Group Name	Presence	Range	IE type and reference	Semantics description
Adjustment Period			INTEGER (1 .. 256)	Frames

9.2.2.C Adjustment Ratio

Adjustment Ratio IE (*Radj*) defines the convergence rate used for the associated Adjustment Period.

IE/Group Name	Presence	Range	IE type and reference	Semantics description
Adjustment Ratio			INTEGER (0 .. 100)	The Adjustment Ratio is given with a granularity of 0.01 0 -> 0.00 1 -> 0.01 ... 100 -> 1.00

9.2.2.D AICH Power

The AICH Power IE indicates a power level (measured as the power per transmitted acquisition indicator when several AIs are transmitted in parallel) relative to the primary CPICH power configured in a cell.

IE/Group Name	Presence	Range	IE type and reference	Semantics description
AICH Power			Integer(-22..+5)	Offset in dB

9.2.2.1 AICH Transmission Timing

IE/Group Name	Presence	Range	IE type and reference	Semantics description
AICH Transmission Timing			ENUMERATED (0, 1)	See parameter AICH_Transmission_Timing in ref. [7].

9.2.2.1A AP Preamble Signature

Information Element/Group Name	Presence	Range	IE type and reference	Semantics description
AP Preamble Signature			INTEGER (0..15)	Described in ref. [9]

9.2.2.1B AP Sub Channel Number

Information Element/Group Name	Presence	Range	IE type and reference	Semantics description
AP Sub Channel Number			INTEGER (0..11)	Described in ref. [10]

9.2.2.1C CD Sub Channel Numbers

Information Element/Group Name	Presence	Range	IE type and reference	Semantics description
CD Sub Channel Numbers			BIT STRING (12)	Each bit indicates availability for a subchannel, where the subchannels are numbered "subchannel 0" to "subchannel 11". The value 1 of a bit indicates that the corresponding subchannel is available and the value 0 indicates that it is not available. The order of bits is to be interpreted according to subclause 9.3.4. See also [10].

9.2.2.1D Channel Assignment Indication

The Channel Assignment Indication indicates whether CA is active or inactive. When CA is active, CPCH is in Versatile Channel Assignment Method (VCAM) mode and when CA is inactive, CPCH is in UE Channel Selection Method (UCSM) mode. In VCAM mode (CA active), CA message in CD/CA-ICH shall be sent.

IE/Group Name	Presence	Range	IE type and reference	Semantics description
Channel Assignment Indication			ENUMERATED (CA Active, CA Inactive)	

9.2.2.2 Chip Offset

The Chip Offset is defined as the radio timing offset inside a radio frame. The Chip offset is used as offset for the DL DPCH relative to the Primary CPICH timing.

IE/Group Name	Presence	Range	IE type and reference	Semantics description
Chip Offset			INTEGER (0..38399)	Chips

9.2.2.2A Closed Loop Timing Adjustment Mode

Indicates when the phase/amplitude adjustment is performed in the DL in relation to the receipt of the UL feedback command in case of closed loop mode transmit diversity on DPCH.

Information Element/Group Name	Presence	Range	IE type and reference	Semantics description
Closed Loop Timing Adjustment Mode			ENUMERATED (Offset1, Offset2,...)	According to ref. [10] subclause 7.1: Offset1 = slot(j+1)mod15 Offset2 = slot(j+2)mod15

9.2.2.3 Common Channels Capacity Consumption Law

Void

9.2.2.3A Compressed Mode Deactivation Flag

Compressed Mode Deactivation Flag indicates whether Compressed Mode shall be deactivated or not in the new RL.

IE/Group Name	Presence	Range	IE type and reference	Semantics description
Compressed Mode Deactivation flag			ENUMERATED (Deactivate, Maintain Active)	

9.2.2.4 Compressed Mode Method

Void.

9.2.2.4A CPCH Allowed Total Rate

IE/Group Name	Presence	Range	IE type and reference	Semantics description
CPCH Allowed Total Rate			ENUMERATED (15, 30, 60, 120, 240, 480, 960, 1920, 2880, 3840, 4800, 5760,...)	Channel Symbol Rate (ksps)

9.2.2.4B CPCH Scrambling Code Number

Information Element/Group Name	Presence	Range	IE type and reference	Semantics description
CPCH Scrambling Code Number			INTEGER (0..79)	Described in ref. [9]

9.2.2.4C CPCH UL DPCCH Slot Format

Indicates the slot format used in UL CPCH message control part, accordingly to ref. [7]

IE/Group Name	Presence	Range	IE type and reference	Semantics description
CPCH UL DPCCH slot format			INTEGER (0..2,...)	

9.2.2.4D DCH FDD Information

The *DCH FDD Information* IE provides information for DCHs to be established.

IE/Group Name	Presence	Range	IE type and reference	Semantics descriptions	Criticality	Assigned Criticality
DCH FDD Information		1 to <maxnoof DCHs>			–	
>Payload CRC Presence Indicator	M		9.2.1.49		–	
>UL FP mode	M		9.2.1.66		–	
>ToAWS	M		9.2.1.61		–	
>ToAWE	M		9.2.1.60		–	
>DCH Specific Info		1..<maxno ofDCHs>			–	
>>DCH ID	M		9.2.1.20		–	
>>Transport Format Set	M		9.2.1.59	For UL	–	
>>Transport Format Set	M		9.2.1.59	For DL	–	
>>Allocation/Retention Priority	M		9.2.1.1A		–	
>>Frame Handling Priority	M		9.2.1.30		–	
>>QE-Selector	M		9.2.1.50A		–	

Range bound	Explanation
MaxnoofDCHs	Maximum number of DCHs for one UE.

9.2.2.4E DCHs FDD to Modify

The *DCHs FDD to Modify* IE provides information for DCHs to be modified.

IE/Group Name	Presence	Range	IE type and reference	Semantics descriptions	Criticality	Assigned Criticality
DCHs FDD to Modify		1..<max noofDC Hs>			–	
>UL FP Mode	O		9.2.1.66		–	
>ToAWS	O		9.2.1.61		–	
>ToAWE	O		9.2.1.60		–	
>Transport Bearer Request Indicator	M		9.2.1.62A		–	
>DCH Specific Info		1..<max noofDC Hs>			–	
>>DCH ID	M		9.2.1.20		–	
>>Transport Format Set	O		9.2.1.59	For the UL.	–	
>>Transport Format Set	O		9.2.1.59	For the DL.	–	
>>Allocation/Retention Priority	O		9.2.1.1A		–	
>>Frame Handling Priority	O		9.2.1.20		–	

Range bound	Explanation
MaxnoofDCHs	Maximum number of DCHs for one UE.

9.2.2.5 D-Field Length

Void.

9.2.2.6 Dedicated Channels Capacity Consumption Law

Void

9.2.2.7 Diversity Control Field

Void.

9.2.2.8 Diversity Indication

Void.

9.2.2.9 Diversity mode

Define the diversity mode to be applied.

IE/Group Name	Presence	Range	IE type and reference	Semantics description
Diversity Mode			ENUMERATED(None, STTD, Closed loop mode 1, Closed loop mode2,...)	

9.2.2.10 DL DPCH Slot Format

Indicates the slot format used in DPCH in DL, accordingly to ref. [7].

IE/Group Name	Presence	Range	IE type and reference	Semantics description
DL DPCH slot format			INTEGER (0..16,...)	

9.2.2.11 DL frame type

Void.

9.2.2.12 DL or Global Capacity Credit

Void

9.2.2.12A DL_power_averaging_window_size

DL_power_averaging_window_size IE defines the window size when Limited Power Increase is used [10].

IE/Group Name	Presence	Range	IE type and reference	Semantics description
DL_power_averaging_window_size			INTEGER (1..60)	1-60 inner loop power adjustments, step size 1 adjustment

9.2.2.12B DL Power Balancing Information

The *DL Power Balancing Information* IE provides information for power balancing to be activated in the relevant RL(s).

IE/Group Name	Presence	Range	IE type and reference	Semantics description	Criticality	Assigned Criticality
Power Adjustment Type	M		9.2.2.27		–	
DL Reference Power	C-Common		DL power 9.2.1.21	Power on DPCH	–	
DL Reference Power Information	C-Individual	1..<maxnoof RLS>			–	
>RL ID	M		9.2.1.53		–	
>DL Reference Power	M		DL power 9.2.1.21	Power on DPCH	–	
Max Adjustment Step	C-CommonOrIndividual		9.2.2.20		–	
Adjustment Period	C-CommonOrIndividual		9.2.2.A		–	
Adjustment Ratio	C-CommonOrIndividual		9.2.2.B		–	

Condition	Explanation
Common	The IE shall be present if the <i>Power Adjustment Type</i> IE is set to "Common".
Individual	The IE shall be present if the <i>Power Adjustment Type</i> IE is set to "Individual".
CommonOrIndividual	The IE shall be present if the <i>Power Adjustment Type</i> IE is set to "Common" or "Individual".

Range Bound	Explanation
MaxnoofRLs	Maximum number of Radio Links for a UE.

9.2.2.12C DL Power Balancing Activation Indicator

The *DL Power Balancing Activation Indicator* IE indicates that the power balancing is activated in the RL.

IE/Group Name	Presence	Range	IE type and reference	Semantics description
DL Power Balancing Activation Indicator			ENUMERATED (DL Power Balancing Activated).	

9.2.2.12D DL Power Balancing Updated Indicator

The *DL Power Balancing Updated Indicator* IE indicates that the power balancing related parameters is updated in the RL.

IE/Group Name	Presence	Range	IE type and reference	Semantics description
DL Power Balancing Updated Indicator			ENUMERATED (DL Power Balancing Activated).	

9.2.2.13 DL Scrambling Code

DL scrambling code to be used by the RL. One cell may have multiple DL scrambling codes available.

IE/Group Name	Presence	Range	IE type and reference	Semantics description
DL Scrambling Code			INTEGER (0..15)	0= Primary scrambling code of the cell 1...15= Secondary scrambling code

9.2.2.13A DL TPC pattern 01 count

The *DL TPC pattern 01 count* IE contains the value of the parameter n, which is used for determining the DL TPC pattern on Radio Links marked with "first RLS" by the *First RLS indicator* IE before UL synchronisation is achieved.

IE/Group Name	Presence	Range	IE type and reference	Semantics description
DL TPC pattern 01 count			INTEGER(0..30,...)	

9.2.2.13B DSCH FDD Information

The *DSCH FDD Information* IE provides information for DSCHs to be established.

IE/Group Name	Presence	Range	IE type and reference	Semantics descriptions	Criticality	Assigned Criticality
DSCH FDD Information		1 to <maxnoof DSCHs>			–	
>DSCH ID	M		9.2.1.27		–	
>Transport Format Set	M		9.2.1.59	For DSCH	–	
>Allocation/Retention Priority	M		9.2.1.1A		–	
>Frame Handling Priority	M		9.2.1.30		–	
>ToAWS	M		9.2.1.61		–	
>ToAWE	M		9.2.1.60		–	
>Binding ID	O		9.2.1.4	Shall be ignored if bearer establishment with ALCAP.	YES	ignore
>Transport Layer Address	O		9.2.1.63	Shall be ignored if bearer establishment with ALCAP.	YES	ignore

Range bound	Explanation
<i>MaxnoofDSCHs</i>	Maximum number of DSCHs for one UE.

9.2.2.13C DPC Mode

The *DPC Mode* IE indicates the DPC mode to be applied [10].

IE/Group Name	Presence	Range	IE type and reference	Semantics description
DPC Mode			ENUMERATED (Mode0, Mode1, ...)	Mode0: The Node B shall estimate the UE transmitted TPC command and update the DL power in every slot Mode1: The Node B shall estimate the UE transmitted TPC command over three slots and shall update the DL power in every three slots

9.2.2.13D DSCH FDD Common Information

The DSCH Common Information includes common information for all DSCHs for one UE.

IE/Group Name	Presence	Range	IE type and reference	Semantics description	Criticality	Assigned Criticality
Enhanced DSCH PC Indicator	O		9.2.2.13G		–	
Enhanced DSCH PC	C-EDSCHPC On		9.2.2.13E		–	

Condition	Explanation
EDSCHPCOn	The IE shall be present if the <i>Enhanced DSCH PC Indicator</i> IE is set to "Enhanced DSCH PC Active in the UE".

9.2.2.13E Enhanced DSCH PC

The Enhanced DSCH PC includes all the parameters which are needed for DSCH power control improvement during soft handover.

IE/Group Name	Presence	Range	IE type and reference	Semantics description
Enhanced DSCH PC Wnd	M		9.2.2.13H	
Enhanced DSCH PC Counter	M		9.2.2.13F	
Enhanced DSCH Power Offset	M		9.2.2.13I	

9.2.2.13F Enhanced DSCH PC Counter

The Enhanced DSCH PC Counter parameter gives the number of correct cell ID command to receive in the averaging window, *Enhanced DSCH PC Wnd* IE, see ref. [10] subclause 5.2.2.

IE/Group Name	Presence	Range	IE type and reference	Semantics description
Enhanced DSCH PC Counter			INTEGER(1..50)	

9.2.2.13G Enhanced DSCH PC Indicator

The Enhanced DSCH PC Indicator indicates whether Enhanced DSCH PC is in use by the UE or not.

IE/Group Name	Presence	Range	IE type and reference	Semantics description
Enhanced DSCH PC Indicator			ENUMERATED(Enhanced DSCH PC Active in the UE, Enhanced DSCH PC not Active in the UE)	

9.2.2.13H Enhanced DSCH PC Wnd

The Enhanced DSCH PC Wnd parameter shows the window size to decide primary or non-primary cell, see ref. [10] subclause 5.2.2.

IE/Group Name	Presence	Range	IE type and reference	Semantics description
Enhanced DSCH PC Wnd			INTEGER(1..10)	

9.2.2.13I Enhanced DSCH Power Offset

The Enhanced DSCH Power Offset parameter gives the power offset to be added on DSCH when cell is decided to be primary.

IE/Group Name	Presence	Range	IE type and reference	Semantics description
Enhanced DSCH Power Offset			INTEGER(-15..0)	Unit dB, step 1 dB

9.2.2.14 FDD DL Channelisation Code Number

The DL Channelisation Code Number indicates the DL Channelisation Code number for a specific DL physical channel.

IE/Group Name	Presence	Range	IE type and reference	Semantics description
FDD DL ChannelisationCode Number			INTEGER(0.. 511)	According to the mapping in [9]. The maximum value is equal to the DL spreading factor –1

9.2.2.14A FDD DL Code Information

The *FDD DL Code Information* IE provides DL Code information for the RL.

IE/Group Name	Presence	Range	IE type and reference	Semantics descriptions	Criticality	Assigned Criticality
FDD DL Code Information		1 to <maxnoof-Codes>			–	
>DL Scrambling Code	M		9.2.2.13		–	
>FDD DL Channelisation Code Number	M		9.2.2.14		–	
>Transmission Gap Pattern Sequence Code Information	O		9.2.2.53B		–	

Range bound	Explanation
MaxnoofCodes	Maximum number of DL code information.

9.2.2.15 FDD SCCPCH Offset

The Secondary CCPCH offset is defined as the time offset towards the Primary CCPCH in the cell. The offset is a multiple of 256 chips.

IE/Group Name	Presence	Range	IE type and reference	Semantics description
FDD SCCPCH Offset			INTEGER(0..149)	0: 0 chip 1: 256 chip 2: 512 chip .. 149: 38144 chip [7]

9.2.2.16 FDD TPC DL step size

This parameter indicates step size for the DL power adjustment.

IE/Group Name	Presence	Range	IE type and reference	Semantics description
FDD TPC Downlink step size			ENUMERATED (0.5, 1, 1.5, 2,...)	Step: db

9.2.2.16A First RLS Indicator

The First *RLS Indicator* IE indicates if a specific Radio Link and all Radio Links which are part of the same Radio Link Set, shall be considered as the first radio links established towards the UE or not.

IE/Group Name	Presence	Range	IE type and reference	Semantics description
First RLS Indicator			ENUMERATED (first RLS, not first RLS)	

9.2.2.17 Gap Period

Void.

9.2.2.18 Gap Position Mode

Void.

9.2.2.18A Limited Power Increase

The parameter is used for a more efficient use of the inner loop DL power control for non real time data.

If the limited power increase is used, Node B shall use the limited power increase algorithm as specified in [10], subclause 5.2.

IE/Group Name	Presence	Range	IE type and reference	Semantics description
Limited Power Increase			ENUMERATED(Used, Not used)	

9.2.2.18B Inner Loop DL PC Status

The *Inner Loop DL PC Status* IE indicates whether inner loop DL control shall be active or inactive for all radio links associated with the context identified by the *Node B Communication Context Id* IE.

IE/Group Name	Presence	Range	IE type and reference	Semantics description
Inner Loop DL PC Status			ENUMERATED(Active, Inactive)	

9.2.2.18C IPDL FDD Parameters

The *IPDL FDD Parameters* IE provides information about IPDL to be applied for FDD when activated.

IE/Group Name	Presence	Range	IE type and reference	Semantics descriptions	Criticality	Assigned Criticality
IP spacingFDD	M		ENUMERATED (5,7,10,15,20,30,40,50)	See [10]	–	
IP length	M		ENUMERATED (5,10)	See [10]	–	
Seed	M		INTEGER (0..63)	See [10]	–	
Burst mode parameters	O		9.2.1.5A			

9.2.2.18D HS-DSCH FDD Information

The HS-DSCH Information provides information for HS-DSCH MAC-d flows to be established.

IE/Group Name	Presence	Range	IE type and reference	Semantics description	Criticality	Assigned Criticality
HS-DSCH MAC-d Flow Specific Information		1..<Maxno ofMACdFlows>			–	
>HS-DSCH MAC-d Flow ID	M		9.2.1.31I		–	
>BLER	M		9.2.1.4A		–	
>Allocation/Retention Priority	M		9.2.1.1A		–	
>Priority Queue Information	M	1..<Maxno ofPrioQueues>			–	
>>Priority Queue ID	M		9.2.1.49C		–	
>>Scheduling Priority Indicator	M		9.2.1.53H		–	
>>MAC-d PDU Size Index		1..<Maxno ofMACdPDUindexes>			–	
>>>SID	M		9.2.1.53I		–	
>>>MAC-d PDU Size	M		9.2.1.38A		–	
UE Capabilities information		1			–	
>Max TrCH Bits per HS-DSCH TTI	M		ENUMERATED (7300, 14600, 20456, 28800,...)		–	
>HS-DSCH multi-code capability	M		ENUMERATED (5, 10, 15,...)		–	
>Min Inter-TTI Interval	M		INTEGER (1.. 3,...)		–	
>MAC-hs reordering buffer size	M		INTEGER (1..300,...)	Total combined receiving buffer capability in RLC and MAC-hs in kBytes	–	
HARQ memory partitioning		1..<Maxno ofHARQprocesses>			–	
>Process memory size	M		INTEGER (1..172800, ...)		–	
Measurement feedback offset	M		INTEGER (0..79,...)		–	

Range bound	Explanation
<i>MaxnoofMACdFlows</i>	Maximum number of HS-DSCH MAC-d flows
<i>MaxnoofPrioQueues</i>	Maximum number of Priority Queues
<i>MaxnoofHARQprocesses</i>	Maximum number of HARQ processes for one UE.
<i>MaxnoofMACdPDUindexes</i>	Maximum number of different MAC-d PDU SIDs
<i>MaxAllowedinterTTI</i>	Maximum Inter-TTI Interval that should be supported by any UE.
<i>MaxRecordBuffSize</i>	Maximum MAC-hs re-ordering buffer size.
<i>MaxProcessMemSize</i>	Maximum HARQ process memory size.

9.2.2.18E HS-DSCH FDD Information Response

The HS-DSCH Information Response provides information for HS-DSCH that have been established or modified.

IE/Group Name	Presence	Range	IE type and reference	Semantics description	Criticality	Assigned Criticality
HS-DSCH MAC-d Flow Specific Information Response		1..<Maxno ofMACdFlows>			–	
>HS-DSCH MAC-d Flow ID	M		9.2.1.311		–	
>Binding ID	O		9.2.1.4		–	
>Transport Layer Address	O		9.2.1.63		–	
HS-SCCH Code		1..<Maxno ofHSSCCHcodes>				
>Code Number	M		INTEGER (0..127)			
Measurement feedback reporting cycle k1	M		Measurement Feedback Reporting Cycle 9.2.2.21B	employed by the UE when not in soft handover	-	
Measurement feedback reporting cycle k2	M		Measurement Feedback Reporting Cycle 9.2.2.21B	employed by the UE when in soft handover	-	

Range bound	Explanation
<i>MaxnoofMACdFlows</i>	Maximum number of HS-DSCH MAC-d flows.
<i>MaxnoofPrioQueues</i>	Maximum number of Priority Queues
<i>MaxnoofMACdPDUindexes</i>	Maximum number of MAC-d PDU Size Indexes
<i>MaxnoofHSSCCHcodes</i>	Maximum number of HS-SCCH codes.
MaxCodeNumComp	Maximum number of codes at the defined spreading factor, within the complete code tree.

9.2.2.18F HS-PDSCH FDD Code Information

This parameter defines the codes which will be assigned for HS-PDSCHs.

Information Element/Group name	Presence	Range	IE type and reference	Semantics description
Number of HS-PDSCH Codes	M		INTEGER (0..maxCodeNumComp-1)	.
Start Code Number	C-NumCodes		INTEGER (0..maxCodeNumComp-1)	

Condition	Explanation
NumCodes	The IE shall be present if the <i>Number of HS-PDSCH Codes</i> IE is set to a value greater than 0.

Range bound	Explanation
MaxCodeNumComp	Maximum number of codes at the defined spreading factor, within the complete code tree.

9.2.2.18G HS-SCCH FDD Code Information

This parameter defines the codes which will be assigned for HS-SCCH. The Node B will assign codes for HS-SCCHs among these codes when it sets up a HS-DSCH.

Information Element/Group name	Presence	Range	IE type and reference	Semantics description
HS_SCCH Code		<i>0..<MaxnoofHSSCCHs ></i>		
>Code Number	M		INTEGER (0..maxCodeNumComp-1)	

Range bound	Explanation
MaxnoofHSSCCHs	Maximum number of HS-SCCHs for one cell. .
MaxCodeNumComp	Maximum number of codes at the defined spreading factor, within the complete code tree.

9.2.2.18H HS-SCCH ID

The HS-SCCH ID identifies unambiguously a HS-SCCH and its paired HS-SICH within the set of HS-SCCHs.

IE/Group Name	Presence	Range	IE type and reference	Semantics description
HS SCCH ID			INTEGER (0..31)	

9.2.2.19 Max Adjustment Period

Void.

9.2.2.20 Max Adjustment Step

Defines the maximum allowed value for the change of DL power level during a certain number of slots that can be utilised by the downlink power balancing algorithm. *Max Adjustment Step* IE defines a time period, in terms of number of slots, in which the accumulated power adjustment shall be maximum 1dB. This value does not include the DL inner loop PC adjustment.

IE/Group Name	Presence	Range	IE type and reference	Semantics description
Max Adjustment Step			INTEGER (1 .. 10)	Slots

9.2.2.20A Max Number of PCPCHes

IE/Group Name	Presence	Range	IE type and reference	Semantics description
Max Number of PCPCHes			INTEGER(1..64, ...)	

9.2.2.21 Maximum Number of UL DPDCHs

Maximum number of uplink DPDCHs to be used during the connection. Needed by the rate matching algorithm.

IE/Group Name	Presence	Range	IE type and reference	Semantics description
Max Number of UL DPDCHs			INTEGER (1..6)	

9.2.2.21A Maximum PDSCH Power

The *Maximum PDSCH Power* IE can contain for each a PDSCH SF a maximum PDSCH power. The maximum PDSCH power shall be applied for each individual channelisation code at the concerning SF when used for a PDSCH.

IE/Group Name	Presence	Range	IE type and reference	Semantics description
Maximum PDSCH Power SF4	O		DL Power 9.2.1.21	
Maximum PDSCH Power SF8	O		DL Power 9.2.1.21	
Maximum PDSCH Power SF16	O		DL Power 9.2.1.21	
Maximum PDSCH Power SF32	O		DL Power 9.2.1.21	
Maximum PDSCH Power SF64	O		DL Power 9.2.1.21	
Maximum PDSCH Power	O		DL Power	

SF128			9.2.1.21	
Maximum PDSCH Power SF256	O		DL Power 9.2.1.21	

9.2.2.21B Measurement Feedback Reporting Cycle

The *Measurement Feedback Reporting Cycle* IE provides the duration of the measurement feedback reporting cycle.

IE/Group Name	Presence	Range	IE type and reference	Semantics description
Measurement Feedback Reporting Cycle			ENUMERATED (0, 1, 5, 10, 20, 40, 80,...)	Multiples of 2 ms intervals;

9.2.2.22 Minimum UL Channelisation Code Length

Minimum UL channelisation code length (spreading factor) of a DPDCH which is used during the connection. Needed by rate matching algorithm.

IE/Group Name	Presence	Range	IE type and reference	Semantics description
Min UL Channelisation Code length			ENUMERATED (4,8,16, 32,64,128, 256)	

9.2.2.23 Multiplexing Position

Multiplexing Position specifies whether fixed or flexible positions of transport channels shall be used in the physical channel.

IE/Group Name	Presence	Range	IE type and reference	Semantics description
Multiplexing Position			ENUMERATED (Fixed, Flexible)	

9.2.2.23A N_EOT

The N_EOT is defined as number of End of Transmission for release of PCPCH transmission.

IE/Group Name	Presence	Range	IE type and reference	Semantics description
N_EOT			INTEGER (0..8)	TTI Value 8 is never used in this release.

9.2.2.23B NF_max

The NF_max is defined as maximum number of Frame in a PCPCH message data part.

IE/Group Name	Presence	Range	IE type and reference	Semantics description
NF_max			INTEGER (1..64,...)	

9.2.2.23C N_Start_Message

The N_Start_Message is defined as number of Frames for start message of DL DPDCHes for a CPCH.

IE/Group Name	Presence	Range	IE type and reference	Semantics description
N_Start_Message			INTEGER (1..8)	

9.2.2.24 Pattern Duration (PD)

IE/Group Name	Presence	Range	IE type and reference	Semantics description
PD			INTEGER(0..2047, ...)	Frames If the value is set to '0', the Pattern Duration shall be interpreted as 'infinite'

9.2.2.24A PCP Length

Indicates CPCH power control preamble length.

IE/Group Name	Presence	Range	IE type and reference	Semantics description
PCP Length			ENUMERATED(0,8)	

9.2.2.25 PDSCH code mapping

This IE indicates the association between each possible value of TFCI(field 2) and the corresponding PDSCH channelisation code(s). There are three fundamentally different ways that the UTRAN must choose between in order to signal the mapping information, these are described below. The signalling capacity consumed by the different methods will vary depending on the way in which the UTRAN configures usage of the DSCH. A fourth option is also provided which allows the UTRAN to replace individual entries in the TFCI(field 2) to PDSCH code mapping table with new PDSCH code values.

Method #1 - Using code range

The mapping is described in terms of a number of groups, each group associated with a given spreading factor. Each TFCI(field2) value corresponds to a given PDSCH channelisation code or set of PDSCH codes for multi-code. The Node B maps TFCI(field2) values to PDSCH codes in the following way:

- The PDSCH codes used for TFCI(field 2) = 0 are given by the SF of the Code Group 1 (i.e. first instance in *PDSCH code mapping*) and the code numbers between CodeNumber₀ (where CodeNumber₀ = "Start code number" of Code Group 1) and CodeNumber₀ + "multi-code info" - 1.
- This continues with unit increments in the value of TFCI (Field2) mapped to either unit increments in code numbers or groups of contiguous code numbers in case of multi-code, this until "Stop code number" is reached: So the PDSCH codes used for TFCI(field 2) = k (for k > 0 and k < ("Stop code number" - "Start code number" + 1) DIV k) are given by the SF of the Code Group 1 and the code numbers between CodeNumber_k = CodeNumber_{k-1} + "multi-code info" and CodeNumber_k + "multi-code info" - 1.
If "Stop code number" = "Start code number" + "multi-code info" - 1 then this is to be interpreted as defining the mapping between the channelisation code(s) and a single TFCI.
- The Node B constructs its mapping table by repeating this process for all the Code Groups in the order they are instantiated in *PDSCH code mapping*. The first TFCI(field 2) value used in each group is the largest TFCI(field 2) value reached in the previous group incremented by one.

Note: This imposes that "Stop code number" - "Start code number" + 1 is a multiple of the value "multi-code info" for each instance of *PDSCH code mapping*. Furthermore, in the case where multi-code is not used, then "multi-code info" = 1 and the process above also applies.

Method #2 - Using TFCI range

The mapping is described in terms of a number of groups, each group corresponding to a given PDSCH channelisation code or codes for multicode.

- The set of PDSCH codes specified in the first instance applies for all values of TFCI(field 2) between 0 and the specified "Max TFCI(field2)".
- The process continues in the same way for the following groups with the TFCI(field 2) value starting at the largest value reached in the previous instance incremented by one.
So the set of PDSCH codes specified in a given instance apply for all the values of TFCI(field 2) between the "Max TFCI(field2) value" specified in the previous instance incremented by one and the specified "Max TFCI(field2)" of the considered instance.

A set of PDSCH codes is composed of all the codes between "Code Number" and "Code Number" + "multicode" – 1. So if multi-code is not used, the set of PDSCH codes is reduced to one element indicated by the *Code Number* IE.

Method #3 - Explicit

The mapping between TFCI(field 2) value and PDSCH channelisation code (or a set of PDSCH codes for multicode) is spelt out explicitly for each value of TFCI (field2).

A set of PDSCH codes is composed of all the codes between "Code Number" and "Code Number" + "multicode" – 1. So if multi-code is not used, the set of PDSCH codes is reduced to one element indicated by the *Code Number* IE.

Method #4 - Replace

The "TFCI (field2)" value(s) for which the mapping to PDSCH channelisation code (or a set of PDSCH codes for multicode) is changed are explicitly signalled. Furthermore, the new mapping between TFCI(field 2) value and PDSCH channelisation code(s) is spelt out explicitly for each value of TFCI (field2).

A set of PDSCH codes is composed of all the codes between "Code Number" and "Code Number" + "multicode" – 1. So if multi-code is not used, the set of PDSCH codes is reduced to one element indicated by the *Code Number* IE.

Information Element/Group name	Presence	Range	IE type and reference	Semantics description
DL Scrambling Code	M		INTEGER (0..15)	Scrambling code on which PDSCH is transmitted. 0= Primary scrambling code of the cell 1...15 = Secondary scrambling code

<i>CHOICE Signalling Method</i>				
<i>>Code Range</i>				
>>PDSCH code mapping			<i>1..<MaxNo CodeGroups></i>	
>>>Spreading factor	M		Enumerated(4, 8, 16, 32, 64, 128, 256)	
>>>multi-code info	M		Integer(1..16)	
>>>Start code number	M		Integer(0..maxCodeNumComp-1)	PDSCH code start, Numbering as described in [18]
>>>Stop code number	M		Integer(0..maxCodeNumComp-1)	PDSCH code stop, Numbering as described in [18]
<i>>TFCI range</i>				
>>DSCH mapping			<i>1..<MaxNo TFCIGroups></i>	
>>>Max TFCI(field2) value	M		Integer(1..1023)	This is the maximum value in the range of TFCI(field 2) values for which the specified PDSCH code applies
>>>Spreading factor	M		Enumerated(4, 8, 16, 32, 64, 128, 256)	SF of PDSCH code
>>>multi-code info	M		Integer(1..16)	
>>>Code number	M		Integer(0..maxCodeNumComp-1)	Code number of PDSCH code. Numbering as described in [18]
<i>>Explicit</i>				
>>PDSCH code			<i>1..<MaxTFCI_2_Combos></i>	The first instance of the parameter PDSCH code corresponds to TFCI (field2) = 0, the second to TFCI(field 2) = 1 and so on.
>>>Spreading factor	M		Enumerated(4, 8, 16, 32, 64, 128, 256)	SF of PDSCH code
>>>multi-code info	M		Integer(1..16)	
>>>Code number	M		Integer(0..maxCodeNumComp-1)	Code number of PDSCH code. Numbering as described in [18]
<i>>Replace</i>				
>>Replaced PDSCH code			<i>1..<MaxTFCI_2_Combos></i>	
>>>TFCI (field2)	M		Integer (0..1023)	Value of TFCI(field 2) for which PDSCH code mapping will be changed
>>>Spreading factor	M		Enumerated(4, 8, 16, 32, 64, 128, 256)	SF of PDSCH code
>>>multi-code info	M		Integer(1..16)	
>>>Code number	M		Integer(0..maxCodeNumComp-1)	Code number of PDSCH code. Numbering as described in [18]

Range Bound	Explanation
MaxCodeNumComp	Maximum number of codes at the defined spreading factor, within the complete code tree.
MaxTFCI_2_Combs	Maximum number of TFCI (field 2) combinations (given by 2 raised to the power of the length of the TFCI field 2)
MaxNoTFCIGroups	Maximum number of groups, each group described in terms of a range of TFCI(field 2) values for which a single PDSCH code applies.
MaxNoCodeGroups	Maximum number of groups, each group described in terms of a range of PDSCH channelisation code values for which a single spreading factor applies.

9.2.2.26 PICH Mode

The number of paging indicators (PIs) in a PICH frame.

IE/Group Name	Presence	Range	IE type and reference	Semantics description
PICH Mode			Enumerated(18, 36, 72, 144)	Number of PI per frame

9.2.2.27 Power Adjustment Type

Defines the characteristic of the power adjustment.

IE/Group Name	Presence	Range	IE type and reference	Semantics description
Power Adjustment Type			ENUMERATED (None, Common, Individual)	

9.2.2.28 Power Control Mode

Void.

9.2.2.29 Power Offset

This IE defines a power offset relative to the Downlink transmission power of a DPDCH or a Secondary CCPCH data field or a DL-DPCCH for CPCH pilot field..

IE/Group Name	Presence	Range	IE type and reference	Semantics description
Power Offset			INTEGER (0...24)	Step 0.25 dB, range 0-6 dB

9.2.2.29A Power_Raise_Limit

IE/Group Name	Presence	Range	IE type and reference	Semantics description
Power_Raise_Limit			INTEGER (0..10)	0-10 dB, step size 1 dB

9.2.2.30 Power Resume Mode

Void.

9.2.2.31 Preamble Signature

IE/Group Name	Presence	Range	IE type and reference	Semantics description
Preamble Signatures			BIT STRING (16)	Each bit indicates availability for a signature, where the signatures are numbered "signature 0" up to "signature 15". The value 1 of a bit indicates that the corresponding signature is available and the value 0 that it is not available. The order of bits is to be interpreted according to subclause 9.3.4. See also [9].

9.2.2.32 Preamble Threshold

The IE sets the threshold for preamble detection. The ratio between received preamble power during the preamble period and interference level shall be above this threshold in order to be acknowledged.

Information Element/Group Name	Presence	Range	IE type and reference	Semantics description
Preamble Threshold			INTEGER (0 , 1, ...,72)	0: - 36.0 dB 1: - 35.5 dB 2: - 35.0 dB .. 72: 0.0 dB

9.2.2.33 Primary CPICH Power

Primary CPICH power is the power that shall be used for transmitting the P-CPICH in a cell. The reference point is the antenna connector.

IE/Group Name	Presence	Range	IE type and reference	Semantics description
Primary CPICH power			Enumerated (-10, ..., 50)	Unit dBm Granularity 0.1 dB

9.2.2.34 Primary Scrambling code

The Primary scrambling code to be used in the cell.

IE/Group Name	Presence	Range	IE type and reference	Semantics description
Primary Scrambling Code			Integer (0 .. 511)	

9.2.2.35 Propagation Delay

Propagation delay is the one-way propagation delay of the radio signal from the MS to the Node B.

IE/Group Name	Presence	Range	IE type and reference	Semantics description
Propagation Delay			INTEGER (0..255)	Chips. Step size is 3 chips. 0=0 chips, 1=3 chips, ...

9.2.2.36 QE-Selector

Void.

9.2.2.37 RACH Slot Format

IE/Group Name	Presence	Range	IE type and reference	Semantics description
RACH Slot Format			ENUMERATED(0..3, ...)	See ref. [7].

9.2.2.38 RACH sub Channel numbers

IE/Group Name	Presence	Range	IE type and reference	Semantics description
RACH Sub Channel Numbers			BIT STRING (12)	Each bit indicates availability for a subchannel, where the subchannels are numbered "subchannel 0" to "subchannel 11". The value 1 of a bit indicates that the corresponding subchannel is available and the value 0 indicates that it is not available. The order of bits is to be interpreted according to subclause 9.3.4.

9.2.2.39 RL Set ID

The RL Set ID uniquely identifies one RL Set within a Node B Communication Context.

IE/Group Name	Presence	Range	IE type and reference	Semantics description
RL Set ID			INTEGER (0..31)	

9.2.2.39A Received total wide band power

The Received total wide band power indicates the UL interference at a certain cell under CRNC, see ref. [4].

IE/Group Name	Presence	Range	IE type and reference	Semantics description
Received total wide band power			INTEGER(0..621)	According to mapping in [22].

9.2.2.40 S-Field Length

The UE uses the S Field of the UL DPCCH slot to send the SSST Cell ID to the network.

IE/Group Name	Presence	Range	IE type and reference	Semantics description
S Field Length			ENUMERATED (1, 2,...)	

9.2.2.41 Scrambling Code Change

Void.

9.2.2.42 Scrambling Code Number

IE/Group Name	Presence	Range	IE type and reference	Semantics description
Scrambling Code Word Number			INTEGER (0..15)	Identification of scrambling code see ref. [9].

9.2.2.43 Secondary CCPCH Slot Format

IE/Group Name	Presence	Range	IE type and reference	Semantics description
Secondary CCPCH Slot Format			INTEGER(0..17,...)	

9.2.2.44 SSdT Cell Identity

The SSdT Cell ID is a temporary ID for SSdT assigned to a cell.

IE/Group Name	Presence	Range	IE type and reference	Semantics description
SSdT Cell Identity			ENUMERATED (a, b..., h)	

9.2.2.44A SSdT Cell Identity for EDSCHPC

The SSdT Cell Identity for EDSCHPC is a temporary ID for enhanced DSCH power control assigned to a cell.

IE/Group Name	Presence	Range	IE type and reference	Semantics description
SSdT Cell Identity for EDSCHPC			SSdT Cell Identity 9.2.2.44	

9.2.2.45 SSdT Cell ID Length

The SSdT Cell ID Length parameter shows the length of the SSdT Cell ID.

IE/Group Name	Presence	Range	IE type and reference	Semantics description
Cell ID Length			ENUMERATED (Short, Medium, Long)	

9.2.2.46 SS DT Support Indicator

The SS DT Support Indicator indicates whether a RL supports SS DT or not.

IE/Group Name	Presence	Range	IE type and reference	Semantics description
SS DT Support Indicator			ENUMERATED (SS DT Supported, SS DT not supported).	

9.2.2.47 SS DT Indication

The SS DT Indication indicates whether SS DT is in use by the UE or not.

IE/Group name	Presence	Range	IE type and reference	Semantics description
SS DT Indication			ENUMERATED(SS DT Active in the UE, SS DT not Active in the UE)	

9.2.2.48 STTD Indicator

Indicates if STTD shall be active or not.

IE/Group Name	Presence	Range	IE type and reference	Semantics description
STTD Indicator			ENUMERATED(active, inactive)	

9.2.2.49 T Cell

Timing delay used for defining start of SCH, CPICH and the DL scrambling code(s) in a cell relative BFN. Resolution 256 chips.

IE/Group Name	Presence	Range	IE type and reference	Semantics description
T Cell			Enumerated (0 , 1, ...,9)	0: 0 chip 1: 256 chip .. 9: 2304 chip [17]

9.2.2.49A TFCI2 Bearer Information Response

The *TFCI2 Bearer Information Response* IE provides information for TFCI2 bearer that have been established or modified.

IE/Group Name	Presence	Range	IE type and reference	Semantics descriptions	Criticality	Assigned Criticality
Binding ID	M		9.2.1.4		-	
Transport Layer Address	M		9.2.1.63		-	

9.2.2.50 TFCI signalling mode

This parameter indicates if the normal or split mode is used for the TFCI. In the event that the split mode is to be used then the IE indicates whether the split is 'Hard' or 'Logical', and in the event that the split is 'Logical' the IE indicates the number of bits in TFCI (field 2).

IE/Group Name	Presence	Range	IE type and reference	Semantics description
TFCI signalling option	M		ENUMERATED (Normal, Split)	'Normal' : meaning no split in the TFCI field (either 'Logical' or 'Hard') 'Split' : meaning there is a split in the TFCI field (either 'Logical' or 'Hard')
Split type	C-IfSplit		Enumerated (Hard, Logical)	'Hard' : meaning that TFCI (field 1) and TFCI (field 2) are block coded separately. 'Logical' : meaning that on the physical layer TFCI (field 1) and TFCI (field 2) are concatenated, field 1 taking the most significant bits and field 2 taking the least significant bits). The whole is then encoded with a single block code.
Length of TFCI2	O		Integer (1..10)	This IE indicates the length measured in number of bits of TFCI (field2).

Condition	Explanation
IfSplit	The IE shall be present if the <i>TFCI signalling option</i> IE is set to "Split".

9.2.2.51 TGD

Void.

9.2.2.52 TGL

Void.

9.2.2.53 Transmit Diversity Indicator

The Transmit Diversity Indicator indicates whether transmit diversity shall be active or not.

IE/Group Name	Presence	Range	IE type and reference	Semantics description
Transmit Diversity Indicator			ENUMERATED(active, inactive)	

9.2.2.53A Transmission Gap Pattern Sequence Information

Defines the parameters for the compressed mode gap pattern sequence. For details see ref. [18].

IE/Group Name	Presence	Range	IE type and reference	Semantics description
Transmission gap pattern Sequence Information		1 to <MaxTGPS>		
>TGPSI Identifier	M		Integer(1..<MaxTGPS>)	Transmission Gap Pattern Sequence Identifier Establish a reference to the compressed mode pattern sequence. Up to <MaxTGPS> simultaneous compressed mode pattern sequences can be used.
>TGSN	M		Integer (0..14)	Transmission Gap Starting Slot Number The slot number of the first transmission gap slot within the TGCFN.
>TGL1	M		Integer(1..14)	The length of the first Transmission Gap within the transmission gap pattern expressed in number of slots.
>TGL2	O		Integer (1..14)	The length of the second Transmission Gap within the transmission gap pattern. If omitted, then TGL2=TGL1.
>TGD	M		Integer (0, 15.. 269)	Transmission gap distance indicates the number of slots between the starting slots of two consecutive transmission gaps within a transmission gap pattern. If there is only one transmission gap in the transmission gap pattern, this parameter shall be set to 0 (0 =undefined).
>TGPL1	M		Integer (1..144,...)	The duration of transmission gap pattern 1 in frames.
>TGPL2	O		Integer (1..144,...)	The duration of transmission gap pattern 2 in frames. If omitted, then TGPL2=TGPL1.
>UL/DL mode	M		Enumerated (UL only, DL only, UL/DL)	Defines whether only DL, only UL, or combined UL/DL compressed mode is used.
>Downlink compressed mode method	C-DL		Enumerated (puncturing, SF/2, higher layer scheduling, ...)	Method for generating downlink compressed mode gap None means that compressed mode pattern is stopped.
>Uplink compressed mode method	C-UL		Enumerated (SF/2, higher layer scheduling, ...)	Method for generating uplink compressed mode gap.
>Downlink frame type	M		Enumerated (A, B,...)	Defines if frame structure type 'A' or 'B' shall be used in downlink compressed mode.
>DeltaSIR1	M		Integer (0..30)	Delta in SIR target value to be set in the Node B during the frame containing the start of the first transmission gap in the transmission gap pattern (without including the effect of the bit-rate increase) Step 0.1 dB, Range 0-3dB
>DeltaSIRafter1	M		Integer	Delta in SIR target value to be

			(0..30)	set in the Node B one frame after the frame containing the start of the first transmission gap in the transmission gap pattern, Step 0.1 dB, Range 0-3dB
>DeltaSIR2	O		Integer (0..30)	Delta in SIR target value to be set in the Node B during the frame containing the start of the second transmission gap in the transmission gap pattern (without including the effect of the bit-rate increase) When omitted, DeltaSIR2 = DeltaSIR1. Step 0.1 dB, Range 0-3dB
>DeltaSIRafter2	O		Integer (0..30)	Delta in SIR target value to be set in the Node B one frame after the frame containing the start of the second transmission gap in the transmission gap pattern. When omitted, DeltaSIRafter2 = DeltaSIRafter1. Step 0.1 dB, Range 0-3dB

Condition	Explanation
UL	The IE shall be present if the <i>UL/DL mode</i> IE is set to "UL only" or "UL/DL".
DL	The IE shall be present if the <i>UL/DL mode</i> IE is set to "DL only" or "UL/DL".

Range bound	Explanation
MaxTGPS	Maximum number of transmission gap pattern sequences.

9.2.2.53B Transmission Gap Pattern Sequence Code Information

This IE indicates whether the alternative scrambling code shall used for the Downlink compressed mode method or not in the Transmission Gap Pattern Sequence. For details see [18].

IE/Group Name	Presence	Range	IE type and reference	Semantics description
Scrambling code change			Enumerated (Code Change, No Code Change)	Indicates whether the alternative scrambling code is used for compressed mode method 'SF/2'.

9.2.2.54 UL/DL compressed mode selection:

Void.

9.2.2.55 UL delta SIR

Void.

9.2.2.56 UL delta SIR after

Void.

9.2.2.57 UL DPCCH Slot Format

Indicates the slot format used in DPCCH in UL, accordingly to ref. [7].

IE/Group Name	Presence	Range	IE type and reference	Semantics description
UL DPCCH slot format			INTEGER (0..5,...)	

9.2.2.58 UL SIR

Void

9.2.2.59 UL Scrambling Code

The UL Scrambling Code is the scrambling code used by UE. Every UE has its specific UL Scrambling Code.

IE/Group Name	Presence	Range	IE type and reference	Semantics description
UL scrambling code number	M		INTEGER (0.. $2^{24}-1$)	
UL scrambling code length	M		ENUMERATED (Short, Long)	

9.2.2.60 UL Capacity Credit

Void

9.2.3 TDD specific Parameters

9.2.3.1 Block STTD Indicator

Void.

9.2.3.2 Burst Type

Void.

9.2.3.3 CCTrCH ID

The CCTrCH ID for dedicated and shared channels identifies unambiguously an uplink or downlink CCTrCH inside a Radio Link, for S-CCPCH it identifies unambiguously a downlink CCTrCH within a cell.

IE/Group Name	Presence	Range	IE type and reference	Semantics description
CCTrCH ID			INTEGER (0..15)	

9.2.3.4 Cell Parameter ID

The Cell Parameter ID identifies unambiguously the [3.84 Mcps TDD - Code Groups, Scrambling Codes, Midambles and Toffset] [1.28 Mcps TDD - SYNC-DL and SYNC-UL sequences, the scrambling codes and the midamble codes] (see ref. [20]).

IE/Group Name	Presence	Range	IE type and reference	Semantics description
Cell Parameter ID			INTEGER (0..127,...)	

9.2.3.4A Constant Value

The Constant Value is the power margin used by a UE to set the proper uplink power for a DCH, USCH, or a RACH.

IE/Group Name	Presence	Range	IE type and reference	Semantics description
Constant Value			INTEGER (-10...10,...)	Unit dB Granularity 1 dB.

9.2.3.4B DL Timeslot ISCP

DL Timeslot ISCP is the measured interference in a downlink timeslot at the UE, see ref. [5].

IE/Group Name	Presence	Range	IE type and reference	Semantics description
DL Timeslot ISCP			INTEGER (0..91)	According to mapping in ref. [5].

9.2.3.4C DCH TDD Information

The *DCH TDD Information* IE provides information for DCHs to be established.

IE/Group Name	Presence	Range	IE type and reference	Semantics descriptions	Criticality	Assigned Criticality
DCH TDD Information		1 to <maxnoof DCHs>			–	
>Payload CRC Presence Indicator	M		9.2.1.49		–	
>UL FP mode	M		9.2.1.66		–	
>ToAWS	M		9.2.1.61		–	
>ToAWE	M		9.2.1.60		–	
>DCH Specific Info		1..<maxno ofDCHs>			–	
>>DCH ID	M		9.2.1.20		–	
>>CCTrCH ID	M		9.2.3.3	UL CCTrCH in which the DCH is mapped	–	
>>CCTrCH ID	M		9.2.3.3	DL CCTrCH in which the DCH is mapped	–	
>>Transport Format Set	M		9.2.1.59	For UL	–	
>>Transport Format Set	M		9.2.1.59	For DL	–	
>>Allocation/Retention Priority	M		9.2.1.1A		–	
>>Frame Handling Priority	M		9.2.1.30		–	
>>QE-Selector	C-CoordDCH		9.2.1.50A		–	

Condition	Explanation
CoordDCH	The IE shall be present if this DCH is part of a set of coordinated DCHs (number of instances of the <i>DCH Specific Info</i> IE is greater than 1).

Range bound	Explanation
<i>MaxnoofDCHs</i>	Maximum number of DCHs for one UE

9.2.3.4D DCHs TDD to Modify

The *DCHs TDD to Modify* IE provides information for DCHs to be modified.

IE/Group Name	Presence	Range	IE type and reference	Semantics descriptions	Criticality	Assigned Criticality
DCHs TDD to Modify		1..<maxnoofDCHs>			GLOBAL	reject
>UL FP Mode	O		9.2.1.66		–	
>ToAWS	O		9.2.1.61		–	
>ToAWE	O		9.2.1.60		–	
>Transport Bearer Request Indicator	M		9.2.1.62A		–	
>DCH Specific Info		1..<maxnoofDCHs>			–	
>>DCH ID	M		9.2.1.20		–	
>>CCTrCH ID	O		9.2.3.3	UL CCTrCH in which the DCH is mapped.	–	
>>CCTrCH ID	O		9.2.3.3	DL CCTrCH in which the DCH is mapped	–	
>>Transport Format Set	O		9.2.1.59	For the UL.	–	
>>Transport Format Set	O		9.2.1.59	For the DL.	–	
>>Allocation/Retention Priority	O		9.2.1.1A		–	
>>Frame Handling Priority	O		9.2.1.30		–	

Range bound	Explanation
<i>MaxnoofDCHs</i>	Maximum number of DCHs for one UE

9.2.3.4E DL Timeslot Information

The *DL Timeslot Information* IE provides information for DL Time slot to be established.

IE/Group Name	Presence	Range	IE type and reference	Semantics descriptions	Criticality	Assigned Criticality
DL Timeslot Information		1 .. <maxnoofDLts>			–	
>Time Slot	M		9.2.3.23		–	
>Midamble Shift and Burst Type	M		9.2.3.7		–	
>TFCI Presence	M		9.2.1.57		–	
>DL Code Information	M		TDD DL Code Information 9.2.3.19B		–	

Range bound	Explanation
<i>MaxnoofDLts</i>	Maximum number of Downlink time slots per Radio Link

9.2.3.4F DL Time Slot ISCP Info

The *DL Time Slot ISCP Info* IE provides information for DL Interference level for each time slot within the Radio Link.

IE/Group Name	Presence	Range	IE type and reference	Semantics descriptions	Criticality	Assigned Criticality
DL Time Slot ISCP Info		1 .. <maxnoofDLts>			–	
>Time Slot	M		9.2.3.23		–	
>DL Timeslot ISCP	M		9.2.3.4B		–	

Range bound	Explanation
MaxnoofDLts	Maximum number of Downlink time slots per Radio Link for 3.84Mcps TDD.

9.2.3.4G Cell Sync Burst Code

The *Cell Sync Burst Code* IE indicates which Code is used for a given Cell Sync Burst.

IE/Group Name	Presence	Range	IE type and reference	Semantics description
Cell Sync Burst Code			INTEGER (0..7)	

9.2.3.4H Cell Sync Burst Code Shift

The *Cell Sync Burst Code Shift* IE indicates the number of code shifts used for a given Cell Sync Burst.

IE/Group Name	Presence	Range	IE type and reference	Semantics description
Cell Sync Burst Code Shift			INTEGER (0..7)	

9.2.3.4I CSB Measurement ID

The *Cell Sync Burst Measurement ID* IE uniquely identifies any cell sync burst measurement per Node B - control port.

IE/Group Name	Presence	Range	IE type and reference	Semantics description
CSB Measurement ID			Integer(0 .. 65535)	

9.2.3.4J Cell Sync Burst Repetition Period

The *Cell Sync Burst Repetition Period* IE represents the number of consecutive Radio Frames after which the cell sync burst transmission/measurement is repeated. This means that if the Time Slot K is assigned to the cell sync burst transmission/measurements in the Radio Frame J , the cell sync burst transmission/measurement is also in all the Radio Frames $J+n*Repetition\ Period$.

IE/Group Name	Presence	Range	IE type and reference	Semantics description
Cell Sync Burst Repetition Period			INTEGER (0..4095)	

9.2.3.4K Cell Sync Burst SIR

Indicates the Signal to Interference Ratio of the cell sync burst measurement according definition in [5].

IE/Group Name	Presence	Range	IE type and reference	Semantics description
Cell Sync Burst SIR			INTEGER (0..31)	According to mapping in [23]

9.2.3.4L Cell Sync Burst Timing

The *Cell sync burst timing* IE defines the time of start (defined by the first detected path in time) of the cell sync burst of a neighbouring cell see [5].

IE/Group Name	Presence	Range	IE type and reference	Semantics description
Cell Sync Burst Timing			CHOICE INTEGER (0..255) or INTEGER (0..1048575)	According to mapping in [23]

9.2.3.4M Cell Sync Burst Timing Threshold

The *Cell Sync Burst Timing Threshold* IE defines the threshold that shall trigger a Cell Synchronisation Report message.

IE/Group Name	Presence	Range	IE type and reference	Semantics description
Cell Sync Burst Timing Threshold			INTEGER (0..254)	0: 0 chips 1: 0.125 chips 2: 0.250 chips ... 254: 31.75 chips

9.2.3.4N CSB Transmission ID

The *Cell Sync Burst Transmisson ID* IE uniquely identifies any cell sync burst transmission per Node B-control port.

IE/Group Name	Presence	Range	IE type and reference	Semantics description
CSB Transmission ID			Integer(0 .. 65535)	

9.2.3.4O DL Timeslot Information LCR

The *DL Timeslot Information LCR* IE provides information for DL Time slot to be established.

IE/Group Name	Presence	Range	IE type and reference	Semantics descriptions	Criticality	Assigned Criticality
DL Timeslot Information LCR		1 .. <Maxnoof DLtsLCR>			–	
>Time Slot LCR	M		9.2.3.24A		–	
>Midamble Shift LCR	M		9.2.3.7A		–	
>TFCI Presence	M		9.2.1.57		–	
>DL Code Information	M		TDD DL Code Information LCR 9.2.3.19C		–	

Range bound	Explanation
<i>MaxnoofDLtsLCR</i>	Maximum number of Downlink time slots per Radio Link for 1.28Mcps TDD.

9.2.3.40A DL Time Slot ISCP Info LCR

The *DL Time Slot ISCP Info LCR* IE provides information for DL Interference level for each time slot within the Radio Link.

IE/Group Name	Presence	Range	IE type and reference	Semantics descriptions	Criticality	Assigned Criticality
DL Time Slot ISCP Info LCR		1 .. < <i>maxnoofDL LCRs</i> >			–	
>Time Slot LCR	M		9.2.3.24A		–	
>DL Timeslot ISCP	M		9.2.3.4B		–	

Range bound	Explanation
<i>MaxnoofDLLCRs</i>	Maximum number of Downlink time slots per Radio Link for 1.28Mcps TDD.

9.2.3.5 DPCH ID

The DPCH ID identifies unambiguously a DPCH inside a Radio Link.

IE/Group Name	Presence	Range	IE type and reference	Semantics description
DPCH ID			INTEGER (0..239)	

9.2.3.5A DSCH TDD Information

The *DSCH TDD Information* IE provides information for DSCHs to be established.

IE/Group Name	Presence	Range	IE type and reference	Semantics descriptions	Criticality	Assigned Criticality
DSCH TDD Information		1 to <Maxnoof DSCHs>			–	
>DSCH ID	M		9.2.1.27		–	
>CCTrCH ID	M		9.2.3.2	DL CCTrCH in which the DSCH is mapped	–	
>Transport Format Set	M		9.2.1.59	For DSCH	–	
>Allocation/Retention Priority	M		9.2.1.1A		–	
>Frame handling Priority	M		9.2.1.30		–	
>ToAWS	M		9.2.1.61		–	
>ToAWE	M		9.2.1.60		–	
>Binding ID	O		9.2.1.4	Shall be ignored if bearer establishment with ALCAP.	YES	ignore
>Transport Layer Address	O		9.2.1.63	Shall be ignored if bearer establishment with ALCAP.	YES	ignore

Range bound	Explanation
MaxnoofDSCHs	Maximum number of DSCH for one UE

9.2.3.5B DwPCH Power

DwPCH Power is the power that shall be used for transmitting the DwPCH in a cell.

IE/Group Name	Presence	Range	IE type and reference	Semantics description
DwPCH Power			INTEGER(-15..+40,...)	Unit dB Granularity 0.1 dB

9.2.3.5C Frame Adjustment value

The *Frame Adjustment value* IE represents the frame number correction within the initial synchronisation phase.

IE/Group Name	Presence	Range	IE type and reference	Semantics description
Frame Adjustment value			INTEGER (0..4095)	$SFN_{new} = (SFN_{old} + \text{Frame Adjustment value}) \bmod 4096$

9.2.3.5D IPDL TDD Parameter

The *IPDL TDD Parameter* IE provides information about IPDL to be applied for TDD 3.84Mcps when activated.

IE/Group Name	Presence	Range	IE type and reference	Semantics descriptions	Criticality	Assigned Criticality
IP spacingTDD	M		ENUMERATED(30, 40, 50, 70,	See [21]	–	

			100, ...)			
IP Start	M		Integer(0..4095)	See [21]	–	
IP Slot	M		Integer(0..14)	See [21]	–	
IP PCCPCH	M		ENUMERATED(Switch off 1 frame, Switch off 2 frames)	See [21]	–	
Burst mode parameters	O		9.2.1.5A			

9.2.3.5E Max FPACH Power

Max FPACH Power is the maximum power that shall be used for transmitting the FPACH in a cell.

IE/Group Name	Presence	Range	IE type and reference	Semantics description
FPACH Power			INTEGER(-15..+40,...)	Unit dBm Granularity 0.1 dB

9.2.3.5F HS-DSCH TDD Information

The HS-DSCH TDD Information provides information for HS-DSCH MAC-d flows to be established.

IE/Group Name	Presence	Range	IE type and reference	Semantics description	Criticality	Assigned Criticality
HS-DSCH MAC-d Flow Specific Information		1..<Maxno ofMACdFlows>			-	
>HS-DSCH MAC-d Flow ID	M		9.2.1.31I		-	
>BLER	M		9.2.1.4A		-	
>Allocation/Retention Priority	M		9.2.1.1A		-	
>Priority Queue Information	M	1..<Maxno ofPrioQueues>			-	
>>Priority Queue ID	M		9.2.1.49C		-	
>>Scheduling Priority Indicator	M		9.2.1.53H		-	
>>MAC-d PDU Size Index		1..<Maxno ofMACdPDUindexes>			-	
>>>SID	M		9.2.1.53I		-	
>>>MAC-d PDU Size	M		9.2.1.38A		-	
UE Capabilities information		1			-	
>HS-DSCH TrCh Bits per TTI	M		ENUMERATED (7040, 10228, 14080,...)		-	
>HS-DSCH multi-code capability	M		ENUMERATED (8, 12, 16,...)		-	
>MAC-hs reordering buffer size	M		INTEGER (1..300,...)	Total combined receiving buffer capability in RLC and MAC-hs in kBytes	-	
HARQ Memory partitioning		1..<Maxno ofHARQprocesses>			-	
>Process memory size	M		INTEGER (1..168960, ...)		-	

Range bound	Explanation
<i>MaxnoofMACdFlows</i>	Maximum number of HS-DSCH MAC-d flows
<i>MaxnoofPrioQueues</i>	Maximum number of Priority Queues
<i>MaxnoofHARQprocesses</i>	Maximum number of HARQ processes for one UE.
<i>MaxnoofMACdPDUindexes</i>	Maximum number of different MAC-d PDU SIDs
<i>MaxNoOfHSDSCHTrChBitsPerTTI</i>	Maximum Number of HS-DSCH Transport Channel Bits per TTI

9.2.3.5G HS-DSCH TDD Information Response

The HS-DSCH TDD Information Response provides information for HS-DSCH MAC-d flows that have been established or modified.

IE/Group Name	Presence	Range	IE type and reference	Semantics description	Criticality	Assigned Criticality
HS-DSCH MAC-d Flow Specific Information Response		<i>1..<Maxno ofMACdFlows></i>			–	
>HS-DSCH MAC-d Flow ID	M		9.2.1.311		–	
>Binding ID	O		9.2.1.4		–	
>Transport Layer Address	O		9.2.1.63		–	
HS-SCCH Specific Information Response		<i>0..<MaxNo OfHSSCCH codes></i>			GLOBAL	reject
>Time Slot	M		9.2.3.23			
>Midamble Shift and Burst Type	M		9.2.3.7		-	
>TDD Channelisation Code	M		9.2.3.19		-	
>HS-SICH Information		<i>1</i>			-	
>>Time Slot	M		9.2.3.23		-	
>>Midamble Shift and Burst Type	M		9.2.3.7		-	
>>TDD Channelisation Code	M		9.2.3.19		-	
HS-SCCH Specific Information Response LCR		<i>0..<MaxNo OfHSSCCH codes></i>			GLOBAL	reject
>Time Slot LCR	M		9.2.3.24A		-	
>Midamble Shift LCR	M		9.2.3.7a		-	
>TDD Channelisation Code LCR	M		9.2.3.19a		-	
>HS-SICH Information LCR		<i>1</i>			-	
>>Time Slot LCR	M		9.2.3.24A		-	
>>Midamble Shift LCR	M		9.2.3.7a		-	
>>TDD Channelisation Code LCR	M		9.2.3.19a		-	

Range bound	Explanation
<i>MaxnoofMACdFlows</i>	Maximum number of HS-DSCH MAC-d flows.
<i>MaxnoofPrioQueues</i>	Maximum number of Priority Queues
<i>MaxnoofMACdPDUindexes</i>	Maximum number of different MAC-d Size Indexes (SIDs)
<i>MaxnoofHSSCCHcodes</i>	Maximum number of HS-SCCH codes

9.2.3.5H IPDL TDD Parameters LCR

The *IPDL TDD Parameters LCR* IE provides information about IPDL to be applied for 1.28Mcps TDD when activated.

IE/Group Name	Presence	Range	IE type and reference	Semantics descriptions	Criticality	Assigned Criticality
IP spacingTDD	M		ENUMERATED(30, 40, 50, 70, 100, ...)	See [21]	–	
IP Start	M		Integer(0..4095)	See [21]	–	
IP_Sub	M		ENUMERATED(First,second,Both)	See [21]	–	
Burst mode parameters	O		9.2.1.5A			

9.2.3.6 Max PRACH Midamble shift

Indicates the maximum number of Midamble shifts to be used in a cell.

IE/Group Name	Presence	Range	IE type and reference	Semantics description
Max PRACH Midamble Shifts			ENUMERATED (4, 8,...)	

9.2.3.7 Midamble shift and burst type

This information element indicates burst type and midamble allocation.

The 256 chip midamble supports 3 different time shifts, the 512 chips midamble may support 8 or even 16 time shifts.

Three different midamble allocation schemes exist:

Default midamble: the midamble shift is selected by layer 1 depending on the associated channelisation code (DL and UL)

Common midamble: the midamble shift is chosen by layer 1 depending on the number of channelisation codes (possible in DL only)

UE specific midamble: a UE specific midamble is explicitly assigned (DL and UL)

IE/Group Name	Presence	Range	IE type and reference	Semantics description
<i>CHOICE Burst Type</i>				
<i>>Type1</i>				
>>Midamble Allocation Mode	M		Enumerated (Default midamble, Common midamble, UE specific midamble)	
>> Midamble Configuration Burst Type 1 And 3	M		Integer(4, 8, 16)	As defined in [19]
>>Midamble Shift	C-UE		Integer(0..15)	
<i>>Type2</i>				
>>Midamble Allocation Mode	M		Enumerated (Default midamble, Common midamble, UE specific midamble)	
>> Midamble Configuration Burst Type 2	M		Integer(3,6)	As defined in [19]
>>Midamble Shift	C-UE		INTEGER (0..5)	
<i>>Type3</i>				UL only
>>Midamble Allocation Mode	M		Enumerated (Default midamble, UE specific midamble)	
>> Midamble Configuration Burst Type 1 And 3	M		Integer(4, 8, 16)	As defined in [19]
>>Midamble Shift	C-UE		Integer(0..15)	

Condition	Explanation
UE	The IE shall be present if the <i>Midamble Allocation Mode</i> IE is set to "UE-specific midamble".

9.2.3.7A Midamble shift LCR

This information element indicates midamble allocation in 1.28Mcps TDD.

IE/Group name	Presence	Range	IE type and reference	Semantics description
Midamble Allocation Mode	M		Enumerated (Default midamble, Common midamble, UE specific midamble)	
Midamble Shift LCR	C-UE		Integer(0..15)	

Condition	Explanation
UE	The IE shall be present if the <i>Midamble Allocation Mode</i> IE is set to "UE-specific midamble".

9.2.3.7B Number of cycles per SFN period

The *Number of cycles per SFN period* IE indicates the number of repetitions per SFN period where the same schedule shall apply.

IE/Group Name	Presence	Range	IE type and reference	Semantics description
Number of cycles per SFN period			ENUMERATED (1, 2, 4, 8, ..., 16, 32, 64)	

9.2.3.7C Number of repetitions per cycle period

The *Number of repetitions per cycle period* IE indicates the number of Sync frames per Cycle Length where the [3.84Mcps TDD - cell sync bursts] [1.28Mcps TDD – Sync_DL Codes] shall be transmitted or the cell sync bursts from the neighbouring cells shall be measured.

IE/Group Name	Presence	Range	IE type and reference	Semantics description
Number of repetitions per cycle period			INTEGER (2..10)	

9.2.3.7D Number of subcycles per cycle period

The *Number of subcycles per cycle period* IE indicates the number of subcycles within a Synchronisation Cycle. Within each subcycle, the same sequence of SYNC_DL Code transmissions and receptions is performed.

IE/Group Name	Presence	Range	IE type and reference	Semantics description
Number of subcycles per cycle period			INTEGER (1..16,...)	

9.2.3.8 Paging Indicator Length

The Paging Indicator Length indicates the number of symbols for Page Indication transmitted in one timeslot (see ref [19]).

IE/Group Name	Presence	Range	IE type and reference	Semantics description
Paging Indicator Length			ENUMERATED (2, 4, 8,...)	

9.2.3.9 PCCPCH Power

Primary CCPCH power is the power that shall be used for transmitting the P CCPCH in a cell. The P CCPCH power is the reference power in a TDD-cell. The reference point is the antenna connector.

IE/Group Name	Presence	Range	IE type and reference	Semantics description
PCCPCH Power			INTEGER(-15..+40,...)	Unit dBm Granularity 0.1 dB

9.2.3.10 PDSCH ID

The PDSCH ID identifies unambiguously a PDSCH inside a cell.

IE/Group Name	Presence	Range	IE type and reference	Semantics description
PDSCH ID			INTEGER (0..255)	

9.2.3.11 PDSCH Set ID

The PDSCH Set Id identifies unambiguously a PDSCH Set inside a cell.

IE/Group Name	Presence	Range	IE type and reference	Semantics description
PDSCH Set ID			INTEGER (0..255)	See ref. [6]

9.2.3.11A Primary CCPCH RSCP

Received Signal Code Power is the received power on PCCPCH of the target cell after despreading. The reference point for the RSCP is the antenna connector at the UE.

IE/Group Name	Presence	Range	IE type and reference	Semantics description
Primary CCPCH RSCP			INTEGER (0..91)	

9.2.3.12 PUSCH ID

The PUSCH ID identifies unambiguously a PUSCH inside a cell.

IE/Group Name	Presence	Range	IE type and reference	Semantics description
PUSCH ID			INTEGER (0..255)	

9.2.3.13 PUSCH Set ID

The PUSCH Set ID identifies unambiguously a PUSCH Set inside a cell.

IE/Group Name	Presence	Range	IE type and reference	Semantics description
PUSCH Set ID			INTEGER (0..255)	See ref. [6]

9.2.3.14 PRACH Midamble

The PRACH Midamble indicates if only the Basic Midamble Sequence or also the time-inverted Midamble Sequence is used.

IE/Group Name	Presence	Range	IE type and reference	Semantics description
PRACH Midamble			ENUMERATED (Inverted, Direct)	

9.2.3.14A Reference Clock availability

The *Reference Clock availability* IE is used to indicate the presence and operating of a Reference Clock connected to a TDD cell for cell synchronisation purpose.

IE/Group Name	Presence	Range	IE type and reference	Semantics description
Reference Clock availability			ENUMERATED(Available, Not Available)	

9.2.3.14B Reference SFN offset

The *Reference SFN offset* IE indicates the number of frames the reference SFN shall be shifted compared to the SFN derived from the synchronisation port.

IE/Group Name	Presence	Range	IE type and reference	Semantics description
Reference SFN offset			INTEGER(0..255)	

9.2.3.15 Repetition Length

The Repetition Length represents the number of consecutive Radio Frames inside a Repetition Period in which the same Time Slot is assigned to the same Physical Channel see ref. [18].

IE/Group Name	Presence	Range	IE type and reference	Semantics description
Repetition Length			INTEGER(1..63)	

9.2.3.16 Repetition Period

The Repetition Period represents the number of consecutive Radio Frames after which the same assignment scheme of Time Slots to a Physical Channel is repeated. This means that if the Time Slot *K* is assigned to a physical channel in the

Radio Frame J , it is assigned to the same physical channel also in all the Radio Frames $J+n*Repetition\ Period$ (where n is an integer) see ref. [18].

IE/Group Name	Presence	Range	IE type and reference	Semantics description
Repetition Period			ENUMERATED(1, 2, 4, 8, 16, 32, 64)	

9.2.3.17 SCH Time Slot

The *SCH Time Slot* IE represents the first time slot (k) of a pair of time slots inside a Radio Frame that shall be assigned to the Physical Channel SCH. The *SCH Time Slot* IE is only applicable if the value of *Sync Case* IE is Case 2 since in this case the SCH is allocated in TS# k and TS# $k+8$.

IE/Group Name	Presence	Range	IE type and reference	Semantics description
SCH Time Slot			INTEGER(0..6)	

9.2.3.18 Sync case

The SCH and PCCPCH are mapped on one or two downlink slots per frame. There are two cases of SCH and PCCPCH allocation as follows:

- Case 1) SCH and PCCPCH allocated in a single TS# k
- Case 2) SCH allocated in two TS: TS# k and TS# $k+8$
PCCPCH allocated in TS# k

[1.28Mcps TDD - There is no Sync Case indication needed for 1.28Mcps TDD. If the *Sync Case* IE must be included in a message from CRNC to Node B used for 1.28Mcps TDD, the CRNC should indicate Sync Case 1 and the Node B shall ignore it.]

IE/Group Name	Presence	Range	IE type and reference	Semantics description
Sync Case			Integer (1..2,...)	

9.2.3.18A Special Burst Scheduling

The number of frames between special burst transmissions during DTX.

IE/Group Name	Presence	Range	IE type and reference	Semantics description
Special Burst Scheduling			Integer (1, 2, ..., 256)	Number of frames between special burst transmission during DTX

9.2.3.18B SYNC_DL Code ID

The SYNC_DL Code ID identifies the SYNC_DL Code which used by DwPCH.

IE/Group Name	Presence	Range	IE type and reference	Semantics description
SYNC_DL Code ID			INTEGER (1..32,...)	

9.2.3.18C Sync Frame number

The *Sync Frame Number* IE indicates the number of the Sync frame within a Synchronisation Cycle or Subcycle, respectively, where the cell sync bursts shall be transmitted or the cell sync bursts from the neighbouring cells shall be measured.

IE/Group Name	Presence	Range	IE type and reference	Semantics description
Sync Frame number			INTEGER (1..10)	

9.2.3.18D Synchronisation Report Characteristics

The *Synchronisation Report Characteristics* IE defines how the reporting on measured [3.84Mcps TDD - cell sync bursts] [1.28Mcps TDD – Sync_DL Codes] shall be performed

Different methods shall apply for the measured [3.84Mcps TDD - cell sync burst] [1.28Mcps TDD – Sync_DL Codes] reports. [3.84Mcps TDD - In the frequency acquisition phase the measurement report shall be sent when the frequency locking is completed.] In the initial phase and for the measurement on late-entrant cells an immediate report after the measured frame is expected.

In the steady-state phase measurement reports may be given after every measured frame, after every SFN period, after every cycle length or only when the requested threshold is exceeded.

IE/Group Name	Presence	Range	IE type and reference	Semantics description
Synchronisation Report characteristics type	M		ENUMERATED (Frame related, SFN period related, Cycle length related, Threshold exceeding, Frequency Acquisition completed, ...)	
Threshold exceeding	C-Threshold exceeding			Applies only to the Steady State Phase
>Cell Sync Burst Threshold Information		0 .. <maxnoofCellSyncBursts>		Mandatory for 3.84Mcps TDD only
>>Sync Frame number to receive	M		Sync Frame number 9.2.3.18C	
>>>Cell Sync Burst Information		1..<maxnoofreceptionsperSyncFrame>		
>>>Cell Sync Burst Code	M		9.2.3.4G	
>>>Cell Sync Burst Code shift	M		9.2.3.4H	
>>>Cell Sync Burst Arrival Time	O		Cell Sync Burst Timing 9.2.3.4L	
>>>Cell Sync Burst Timing Threshold	O		9.2.3.4M	
>SYNC_DL Code Threshold Information LCR		0..<maxnoofSyncFramesLCR>		Mandatory for 1.28Mcps TDD only
>>Sync Frame number to	M		Sync Frame number	

receive			9.2.3.18C	
>>SYNC_DL Code Information LCR		1..<maxnoofreceptionsperSyncFrameLCR>		
>>>SYNC_DL Code ID	M		9.2.3.18B	
>>>SYNC_DL Code ID Arrival Time	O		Cell Sync Burst Timing 9.2.3.4L	
>>>SYNC_DL Code ID Timing Threshold	O		Cell Sync Burst Timing Threshold 9.2.3.4M	

Range bound	Explanation
maxnoofCellSyncBursts	Maximum number of cell sync burst per cycle for 3.84Mcps TDD
maxnoofreceptionsperSyncFrame	Maximum number of cell sync burst receptions per Sync Frame for 3.84Mcps TDD
maxnoofSyncFramesLCR	Maximum number of SYNC Frames per repetition period for 1.28Mcps TDD
maxnoofreceptionsperSyncFrameLCR	Maximum number of SYNC_DL Code ID receptions per Sync Frame for 1.28Mcps TDD

9.2.3.18E Synchronisation Report Type

The *Synchronisation Report Type* IE represents the individual types of synchronisation reports that shall apply within the individual synchronisation phases. (see [17]).

IE/Group Name	Presence	Range	IE type and reference	Semantics description
Synchronisation Report Type			ENUMERATED (Initial Phase, Steady-State Phase, Late-Entrant Cell, Frequency Acquisition, ...)	

9.2.3.19 TDD Channelisation Code

The Channelisation Code Number indicates which Channelisation Code is used for a given Physical Channel. In TDD the Channelisation Code is an Orthogonal Variable Spreading Factor code, that can have a spreading factor of 1, 2, 4, 8 or 16.

IE/Group Name	Presence	Range	IE type and reference	Semantics description
TDD Channelisation Code			ENUMERATED ((1/1), (2/1), (2/2), (4/1), .. (4/4), (8/1), .. (8/8), (16/1), .. (16/16), ...)	

9.2.3.19a TDD Channelisation Code LCR

The Channelisation Code Number indicates which Channelisation Code is used for a given Physical Channel. In 1.28Mcps TDD the Channelisation Code is an Orthogonal Variable Spreading Factor code, that can have a spreading factor of 1, 2, 4, 8 or 16 and there is a choice between QPSK and 8PSK modulation.

IE/Group Name	Presence	Range	IE type and reference	Semantics description
TDD Channelisation Code			ENUMERATED ((1/1), (2/1), (2/2), (4/1)...(4/4), (8/1), .. (8/8), (16/1).. (16/16) ,...)	
Modulation			ENUMERATED (QPSK, 8PSK, ...)	Modulation options for 1.28Mcps TDD in contrast to 3.84Mcps TDD

9.2.3.19A TDD DPCH Offset

The Offset represents the phase information for the allocation of a group of dedicated physical channels. The first range is used when a starting offset is not required and the TDD Physical channel offset for each DPCH in the CCTrCH shall be directly determined from the TDD DPCH Offset. The second range is used when a starting offset is required. The TDD DPCH Offset shall map to the CFN and the TDD Physical Channel Offset for each DPCH in this CCTrCH shall be calculated by TDD DPCH Offset *mod* Repetition period, see ref. [18].

IE/Group Name	Presence	Range	IE type and reference	Semantics description
TDD DPCH Offset			CHOICE INTEGER (0..63) or INTEGER (0..255)	

9.2.3.19B TDD DL Code Information

The *TDD DL Code Information* IE provides DL Code information for the RL.

IE/Group Name	Presence	Range	IE type and reference	Semantics descriptions	Criticality	Assigned Criticality
TDD DL Code Information		1 .. <maxnoOf DPCH>			–	
>DPCH ID	M		9.2.3.5		–	
>TDD Channelisation Code	M		9.2.3.19		–	

Range bound	Explanation
<i>maxnoOfDPCH</i>	Maximum number of DPCH in one CCTrCH

9.2.3.19C TDD DL Code Information LCR

The *TDD DL Code Information LCR* IE provides DL Code information for the RL.

IE/Group Name	Presence	Range	IE type and reference	Semantics descriptions	Criticality	Assigned Criticality
TDD DL Code Information LCR		1 .. <maxnoOfDPCHLCR>			–	
>DPCH ID	M		9.2.3.5		–	
>TDD Channelisation Code LCR	M		9.2.3.19a		–	

Range bound	Explanation
<i>maxnoOfDPCHLCR</i>	Maximum number of DPCH in one CCTrCH for 1.28Mcps TDD

9.2.3.20 TDD Physical Channel Offset

The Offset represents the phase information for the allocation of a physical channel. (SFN mod Repetition Period = Offset) see ref. [18].

IE/Group Name	Presence	Range	IE type and reference	Semantics description
TDD Physical Channel Offset			INTEGER (0..63)	

9.2.3.21 TDD TPC DL step size

This parameter indicates step size for the DL power adjustment.

IE/Group Name	Presence	Range	IE type and reference	Semantics description
TDD TPC Downlink step size			ENUMERATED (1, 2, 3,...)	

9.2.3.21A TDD UL Code Information

The *TDD UL Code Information* IE provides information for UL Code to be established.

IE/Group Name	Presence	Range	IE type and reference	Semantics descriptions	Criticality	Assigned Criticality
TDD UL Code Information		1 .. <maxnoOfDPCH>			–	
>DPCH ID	M		9.2.3.5		–	
>TDD Channelisation Code	M		9.2.3.19		–	

Range bound	Explanation
<i>MaxnoOfDPCH</i>	Maximum number of DPCH in one CCTrCH

9.2.3.21B TDD UL Code Information LCR

The *TDD UL Code Information LCR* IE provides information for UL Code to be established.

IE/Group Name	Presence	Range	IE type and reference	Semantics descriptions	Criticality	Assigned Criticality
TDD UL Code Information LCR		1 .. <maxno OfDPCH LCR>			–	
>DPCH ID	M		9.2.3.5		–	
>TDD Channelisation Code LCR	M		9.2.3.19a		–	

Range bound	Explanation
MaxnoOfDPCHLCR	Maximum number of DPCH in one CCTrCH for 1.28Mcps TDD.

9.2.3.22 TFCI Coding

The TFCI Coding describes the way how the TFCI bits are coded. By default 1 TFCI bit is coded with 4 bits, 2 TFCI bits are coded with 8 bits, 3-5 TFCI bits are coded with 16 bits and 6-10 TFCI bits are coded with 32 bits.

IE/Group Name	Presence	Range	IE type and reference	Semantics description
TFCI Coding			Enumerated (4, 8, 16, 32,...)	

9.2.3.22a Timing Adjustment value

The *Timing Adjustment value* IE indicates the timing correction within a Frame. Type 1 is used for the initial phase of Node B synchronisation. Type 2 is used for the steady-state phase of Node B synchronisation.

IE/Group Name	Presence	Range	IE type and reference	Semantics description
Timing Adjustment value			CHOICE INTEGER (0..255) or INTEGER (0..1048575)	According to mapping in [23]

9.2.3.22A Timing Advance Applied

Defines the need for Rx Timing Deviation measurement results to be reported in a particular cell.

For 1.28Mcps TDD this IE must be set "No"

IE/Group Name	Presence	Range	IE type and reference	Semantics description
Timing Advance Applied			ENUMERATED (Yes, No)	

9.2.3.23 Time Slot

The Time Slot represents the minimum time interval inside a Radio Frame that can be assigned to a Physical Channel.

IE/Group Name	Presence	Range	IE type and reference	Semantics description
Time Slot			INTEGER (0..14)	

9.2.3.24 Time Slot Direction

This parameter indicates whether the TS in the cell is used in Uplink or Downlink direction.

IE/Group Name	Presence	Range	IE type and reference	Semantics description
Time Slot Direction			Enumerated (UL, DL,...)	

9.2.3.24A Time Slot LCR

The Time Slot LCR is the number of the traffic time slot within a 5 ms subframe of LCR TDD.

IE/Group Name	Presence	Range	IE type and reference	Semantics description
Time Slot LCR			INTEGER (0..6)	

9.2.3.25 Time Slot Status

This parameter indicates whether the TS in the cell is active or not.

IE/Group Name	Presence	Range	IE type and reference	Semantics description
Time Slot Status			Enumerated (active, notActive,...)	

9.2.3.26 Transmission Diversity Applied

Defines if Transmission Diversity on DCHs to be applied in a cell (see ref. [19]).

IE/Group Name	Presence	Range	IE type and reference	Semantics description
Transmission Diversity Applied			Boolean	

9.2.3.26A UL Timeslot ISCP

UL Timeslot ISCP is the measured interference in a uplink timeslot at the Node B, see ref. [5].

IE/Group Name	Presence	Range	IE type and reference	Semantics description
UL Timeslot ISCP			INTEGER (0..127)	According to mapping in [23].

9.2.3.26B UL PhysCH SF Variation

Indicates whether variation of SF in UL is supported by Radio Link or not.

IE/Group Name	Presence	Range	IE type and reference	Semantics description
UL PhysCH SF Variation			ENUMERATED (SF_Variation_supported, SF_Variation_NOT_supported)	

9.2.3.26C UL Timeslot Information

The *UL Timeslot Information* IE provides information on the time slot allocation for an UL DPCH.

IE/Group Name	Presence	Range	IE type and reference	Semantics descriptions	Criticality	Assigned Criticality
UL Timeslot Information		1 .. <maxnoofULts>			–	
>Time Slot	M		9.2.3.23		–	
>Midamble Shift and Burst Type	M		9.2.3.7		–	
>TFCI Presence	M		9.2.1.57		–	
> UL Code Information	M		TDD UL Code Information 9.2.3.21A			

Range bound	Explanation
<i>MaxnoofULts</i>	Maximum number of Uplink time slots per Radio Link

9.2.3.26D UL Time Slot ISCP Info

The *UL Time Slot ISCP Info* IE provides information for UL Interference level for each time slot within the Radio Link.

IE/Group Name	Presence	Range	IE type and reference	Semantics descriptions	Criticality	Assigned Criticality
UL Time Slot ISCP Info		1 .. <maxnoofULts>				
>Time Slot	M		9.2.3.23			
>UL Timeslot ISCP	M		9.2.3.26A			

Range bound	Explanation
<i>MaxnoofULts</i>	Maximum number of Uplink time slots per Radio Link

9.2.3.26E UL Timeslot Information LCR

The *UL Timeslot Information* IE provides information on the time slot allocation for an UL DPCH.

IE/Group Name	Presence	Range	IE type and reference	Semantics descriptions	Criticality	Assigned Criticality
UL Timeslot Information LCR		1 .. <MaxnoofULtsLCR>			–	
>Time Slot LCR	M		9.2.3.24A		–	
>Midamble Shift LCR	M		9.2.3.7A		–	
>TFCI Presence	M		9.2.1.57		–	
> UL Code Information	M		TDD UL Code Information LCR 9.2.3.21B			

Range bound	Explanation
<i>MaxnoofULtsLCR</i>	Maximum number of Uplink time slots per Radio Link for 1.28Mcps TDD.

9.2.3.26F UL Time Slot ISCP Info LCR

The *UL Time Slot ISCP Info LCR* IE provides information for UL Interference level for each time slot within the Radio Link.

IE/Group Name	Presence	Range	IE type and reference	Semantics descriptions	Criticality	Assigned Criticality
UL Time Slot ISCP Info LCR		1 .. <MaxnoofULtsLCR>			–	
>Time Slot LCR	M		9.2.3.24A		–	
>UL Timeslot ISCP	M		9.2.3.26A		–	

Range bound	Explanation
<i>MaxnoofULtsLCR</i>	Maximum number of Uplink time slots per Radio Link for 1.28Mcps TDD

9.2.3.27 USCH ID

The USCH ID uniquely identifies a USCH within a Node B Communication Context.

IE/Group Name	Presence	Range	IE type and reference	Semantics description
USCH ID			INTEGER (0..255)	

9.2.3.28 USCH Information

The *USCH Information* IE provides information for USCHs to be established.

IE/Group Name	Presence	Range	IE type and reference	Semantics descriptions	Criticality	Assigned Criticality
USCH Information		1 to <Maxnoof USCHs>			–	
>USCH ID	M		9.2.3.27		–	
>CCTrCH ID	M		9.2.3.3	UL CCTrCH in which the USCH is mapped	–	
>Transport Format Set	M		9.2.1.59	For USCH	–	
>Allocation/Retention Priority	M		9.2.1.1A		–	
>Binding ID	O		9.2.1.4	Shall be ignored if bearer establishment with ALCAP.	YES	ignore
>Transport Layer Address	O		9.2.1.63	Shall be ignored if bearer establishment with ALCAP.	YES	ignore

Range bound	Explanation
MaxnoofUSCHs	Maximum number of USCH for one UE

9.2.3.29 USCH Information Response

The *USCH Information Response* IE provides information for USCHs that have been established or modified.

IE/Group Name	Presence	Range	IE type and reference	Semantics descriptions	Criticality	Assigned Criticality
USCH Information Response		1 .. <Maxnoof USCHs>			–	
>USCH ID	M		9.2.3.27		–	
>Binding ID	O		9.2.1.4		–	
>Transport Layer Address	O		9.2.1.63		–	

Range bound	Explanation
MaxnoofUSCHs	Maximum number of USCHs for one UE

9.2.3.30 SCTD Indicator

Indicates if SCTD antenna diversity is applied or not to the PCCPCH and PICH [3.84Mcps TDD].

Information Element/Group Name	Presence	Range	IE type and reference	Semantics description
SCTD Indicator			ENUMERATED(active, inactive)	

9.3 Message and Information element abstract syntax (with ASN.1)

9.3.0 General

Subclause 9.3 presents the Abstract Syntax of NBAP protocol with ASN.1. In case there is contradiction between the ASN.1 definition in this subclause and the tabular format in subclauses 9.1 and 9.2, the ASN.1 shall take precedence, except for the definition of conditions for the presence of conditional elements, where the tabular format shall take precedence.

The ASN.1 definition specifies the structure and content of NBAP messages. NBAP messages can contain any IEs specified in the object set definitions for that message without the order or number of occurrence being restricted by ASN.1. However, for this version of the standard, a sending entity shall construct a NBAP message according to the PDU definitions module and with the following additional rules (Note that in the following IE means an IE in the object set with an explicit id. If one IE needed to appear more than once in one object set, then the different occurrences have different IE ids):

- IEs shall be ordered (in an IE container) in the order they appear in object set definitions.
- Object set definitions specify how many times IEs may appear. An IE shall appear exactly once if the presence field in an object has value "mandatory". An IE may appear at most once if the presence field in an object has value "optional" or "conditional". If in a tabular format there is multiplicity specified for an IE (i.e. an IE list) then in the corresponding ASN.1 definition the list definition is separated into two parts. The first part defines an IE container list where the list elements reside. The second part defines list elements. The IE container list appears as an IE of its own. For this version of the standard an IE container list may contain only one kind of list elements.

If a NBAP message that is not constructed as defined above is received, this shall be considered as Abstract Syntax Error, and the message shall be handled as defined for Abstract Syntax Error in subclause 10.3.6.

9.3.1 Usage of Private Message mechanism for non-standard use

The private message mechanism for non-standard use may be used

- For special operator- (and/or vendor) specific features considered not to be part of the basic functionality, i.e. the functionality required for a complete and high-quality specification in order to guarantee multi-vendor inter-operability.
- By vendors for research purposes, e.g. to implement and evaluate new algorithms/features before such features are proposed for standardisation

The private message mechanism shall not be used for basic functionality. Such functionality shall be standardised.

9.3.2 Elementary Procedure Definitions

```
-- *****
--
-- Elementary Procedure definitions
--
-- *****
```

```
NBAP-PDU-Discriptions {
```

```
itu-t (0) identified-organization (4) etsi (0) mobileDomain (0)
umts-Access (20) modules (3) nbap (2) version1 (1) nbap-PDU-Descriptions (0) }
```

```
DEFINITIONS AUTOMATIC TAGS ::=
```

```
BEGIN
```

```
-- *****
--
-- IE parameter types from other modules.
--
-- *****
```

```
IMPORTS
```

```
    Criticality,
    ProcedureID,
    MessageDiscriminator,
    TransactionID
```

```
FROM NBAP-CommonDataTypes
```

```
    CommonTransportChannelSetupRequestFDD,
    CommonTransportChannelSetupRequestTDD,
    CommonTransportChannelSetupResponse,
    CommonTransportChannelSetupFailure,
    CommonTransportChannelReconfigurationRequestFDD,
    CommonTransportChannelReconfigurationRequestTDD,
    CommonTransportChannelReconfigurationResponse,
    CommonTransportChannelReconfigurationFailure,
    CommonTransportChannelDeletionRequest,
    CommonTransportChannelDeletionResponse,
    BlockResourceRequest,
    BlockResourceResponse,
    BlockResourceFailure,
    UnblockResourceIndication,
    AuditFailure,
    AuditRequiredIndication,
    AuditRequest,
    AuditResponse,
    CommonMeasurementInitiationRequest,
    CommonMeasurementInitiationResponse,
    CommonMeasurementInitiationFailure,
    CommonMeasurementReport,
    CommonMeasurementTerminationRequest,
    CommonMeasurementFailureIndication,
    CellSetupRequestFDD,
    CellSetupRequestTDD,
    CellSetupResponse,
    CellSetupFailure,
    CellReconfigurationRequestFDD,
    CellReconfigurationRequestTDD,
    CellReconfigurationResponse,
    CellReconfigurationFailure,
    CellDeletionRequest,
    CellDeletionResponse,
```


InformationExchangeInitiationRequest,
InformationExchangeInitiationResponse,
InformationExchangeInitiationFailure,
InformationReport,
InformationExchangeTerminationRequest,
InformationExchangeFailureIndication,
BearerRearrangementIndication,
ResourceStatusIndication,
SystemInformationUpdateRequest,
SystemInformationUpdateResponse,
SystemInformationUpdateFailure,
ResetRequest,
ResetResponse,
RadioLinkActivationCommandFDD,
RadioLinkActivationCommandTDD,
RadioLinkPreemptionRequiredIndication,
RadioLinkSetupRequestFDD,
RadioLinkSetupRequestTDD,
RadioLinkSetupResponseFDD,
RadioLinkSetupResponseTDD,
RadioLinkSetupFailureFDD,
RadioLinkSetupFailureTDD,
RadioLinkAdditionRequestFDD,
RadioLinkAdditionRequestTDD,
RadioLinkAdditionResponseFDD,
RadioLinkAdditionResponseTDD,
RadioLinkAdditionFailureFDD,
RadioLinkAdditionFailureTDD,
RadioLinkReconfigurationPrepareFDD,
RadioLinkReconfigurationPrepareTDD,
RadioLinkReconfigurationReady,
RadioLinkReconfigurationFailure,
RadioLinkReconfigurationCommit,
RadioLinkReconfigurationCancel,
RadioLinkReconfigurationRequestFDD,
RadioLinkReconfigurationRequestTDD,
RadioLinkReconfigurationResponse,
RadioLinkDeletionRequest,
RadioLinkDeletionResponse,
DL-PowerControlRequest,
DL-PowerTimeslotControlRequest,
DedicatedMeasurementInitiationRequest,
DedicatedMeasurementInitiationResponse,
DedicatedMeasurementInitiationFailure,
DedicatedMeasurementReport,
DedicatedMeasurementTerminationRequest,
DedicatedMeasurementFailureIndication,
RadioLinkFailureIndication,
RadioLinkRestoreIndication,
CompressedModeCommand,
ErrorIndication,
PrivateMessage,
PhysicalSharedChannelReconfigurationRequestTDD,
PhysicalSharedChannelReconfigurationRequestFDD,

PhysicalSharedChannelReconfigurationResponse,
PhysicalSharedChannelReconfigurationFailure,
CellSynchronisationInitiationRequestTDD,
CellSynchronisationInitiationResponseTDD,
CellSynchronisationInitiationFailureTDD,
CellSynchronisationReconfigurationRequestTDD,
CellSynchronisationReconfigurationResponseTDD,
CellSynchronisationReconfigurationFailureTDD,
CellSynchronisationAdjustmentRequestTDD,
CellSynchronisationAdjustmentResponseTDD,
CellSynchronisationAdjustmentFailureTDD,
CellSynchronisationReportTDD,
CellSynchronisationTerminationRequestTDD,
CellSynchronisationFailureIndicationTDD
FROM NBAP-PDU-Contents

id-audit,
id-auditRequired,
id-blockResource,
id-cellDeletion,
id-cellReconfiguration,
id-cellSetup,
id-cellSynchronisationInitiation,
id-cellSynchronisationReconfiguration,
id-cellSynchronisationReporting,
id-cellSynchronisationTermination,
id-cellSynchronisationFailure,
id-commonMeasurementFailure,
id-commonMeasurementInitiation,
id-commonMeasurementReport,
id-commonMeasurementTermination,
id-commonTransportChannelDelete,
id-commonTransportChannelReconfigure,
id-commonTransportChannelSetup,
id-compressedModeCommand,
id-dedicatedMeasurementFailure,
id-dedicatedMeasurementInitiation,
id-dedicatedMeasurementReport,
id-dedicatedMeasurementTermination,
id-downlinkPowerControl,
id-downlinkPowerTimeslotControl,
id-errorIndicationForDedicated,
id-errorIndicationForCommon,
id-informationExchangeFailure,
id-informationExchangeInitiation,
id-informationReporting,
id-informationExchangeTermination,
id-BearerRearrangement,
id-physicalSharedChannelReconfiguration,
id-privateMessageForDedicated,
id-privateMessageForCommon,
id-radioLinkActivation,
id-radioLinkAddition,
id-radioLinkDeletion,

```

    id-radioLinkFailure,
    id-radioLinkPreemption,
    id-radioLinkRestoration,
    id-radioLinkSetup,
    id-reset,
    id-resourceStatusIndication,
    id-cellSynchronisationAdjustment,
    id-synchronisedRadioLinkReconfigurationCancellation,
    id-synchronisedRadioLinkReconfigurationCommit,
    id-synchronisedRadioLinkReconfigurationPreparation,
    id-systemInformationUpdate,
    id-unblockResource,
    id-unSynchronisedRadioLinkReconfiguration
FROM NBAP-Constants;

-- *****
--
-- Interface Elementary Procedure Class
--
-- *****

NBAP-ELEMENTARY-PROCEDURE ::= CLASS {
    &InitiatingMessage          ,
    &SuccessfulOutcome          OPTIONAL,
    &UnsuccessfulOutcome        OPTIONAL,
    &Outcome                    OPTIONAL,
    &messageDiscriminator       MessageDiscriminator,
    &procedureID                ProcedureID    UNIQUE,
    &criticality                 Criticality    DEFAULT ignore
}

WITH SYNTAX {
    INITIATING MESSAGE          &InitiatingMessage
    [SUCCESSFUL OUTCOME         &SuccessfulOutcome]
    [UNSUCCESSFUL OUTCOME       &UnsuccessfulOutcome]
    [OUTCOME                    &Outcome]
    MESSAGE DISCRIMINATOR       &messageDiscriminator
    PROCEDURE ID                &procedureID
    [CRITICALITY                &criticality]
}

-- *****
--
-- Interface PDU Definition
--
-- *****

NBAP-PDU ::= CHOICE {
    initiatingMessage          InitiatingMessage,
    succesfulOutcome           SuccessfulOutcome,
    unsuccessfulOutcome        UnsuccessfulOutcome,
    outcome                    Outcome,
    ...
}

```

```

InitiatingMessage ::= SEQUENCE {
    procedureID      NBAP-ELEMENTARY-PROCEDURE.&procedureID   ( {NBAP-ELEMENTARY-PROCEDURES} ),
    criticality      NBAP-ELEMENTARY-PROCEDURE.&criticality   ( {NBAP-ELEMENTARY-PROCEDURES}{@procedureID} ),
    messageDiscriminator
                    NBAP-ELEMENTARY-PROCEDURE.&messageDiscriminator ( {NBAP-ELEMENTARY-PROCEDURES}{@procedureID} ),
    transactionID    TransactionID,
    value            NBAP-ELEMENTARY-PROCEDURE.&InitiatingMessage ( {NBAP-ELEMENTARY-PROCEDURES}{@procedureID} )
}

SuccessfulOutcome ::= SEQUENCE {
    procedureID      NBAP-ELEMENTARY-PROCEDURE.&procedureID   ( {NBAP-ELEMENTARY-PROCEDURES} ),
    criticality      NBAP-ELEMENTARY-PROCEDURE.&criticality   ( {NBAP-ELEMENTARY-PROCEDURES}{@procedureID} ),
    messageDiscriminator
                    NBAP-ELEMENTARY-PROCEDURE.&messageDiscriminator ( {NBAP-ELEMENTARY-PROCEDURES}{@procedureID} ),
    transactionID    TransactionID,
    value            NBAP-ELEMENTARY-PROCEDURE.&SuccessfulOutcome ( {NBAP-ELEMENTARY-PROCEDURES}{@procedureID} )
}

UnsuccessfulOutcome ::= SEQUENCE {
    procedureID      NBAP-ELEMENTARY-PROCEDURE.&procedureID   ( {NBAP-ELEMENTARY-PROCEDURES} ),
    criticality      NBAP-ELEMENTARY-PROCEDURE.&criticality   ( {NBAP-ELEMENTARY-PROCEDURES}{@procedureID} ),
    messageDiscriminator
                    NBAP-ELEMENTARY-PROCEDURE.&messageDiscriminator ( {NBAP-ELEMENTARY-PROCEDURES}{@procedureID} ),
    transactionID    TransactionID,
    value            NBAP-ELEMENTARY-PROCEDURE.&UnsuccessfulOutcome ( {NBAP-ELEMENTARY-PROCEDURES}{@procedureID} )
}

Outcome ::= SEQUENCE {
    procedureID      NBAP-ELEMENTARY-PROCEDURE.&procedureID   ( {NBAP-ELEMENTARY-PROCEDURES} ),
    criticality      NBAP-ELEMENTARY-PROCEDURE.&criticality   ( {NBAP-ELEMENTARY-PROCEDURES}{@procedureID} ),
    messageDiscriminator
                    NBAP-ELEMENTARY-PROCEDURE.&messageDiscriminator ( {NBAP-ELEMENTARY-PROCEDURES}{@procedureID} ),
    transactionID    TransactionID,
    value            NBAP-ELEMENTARY-PROCEDURE.&Outcome      ( {NBAP-ELEMENTARY-PROCEDURES}{@procedureID} )
}

-- *****
--
-- Interface Elementary Procedure List
--
-- *****

NBAP-ELEMENTARY-PROCEDURES NBAP-ELEMENTARY-PROCEDURE ::= {
    NBAP-ELEMENTARY-PROCEDURES-CLASS-1      |
    NBAP-ELEMENTARY-PROCEDURES-CLASS-2      ,
    ...
}

NBAP-ELEMENTARY-PROCEDURES-CLASS-1 NBAP-ELEMENTARY-PROCEDURE ::= {
    cellSetupFDD                            |
    cellSetupTDD                             |
    cellReconfigurationFDD                   |
    cellReconfigurationTDD                   |
    cellDeletion                             |
    commonTransportChannelSetupFDD           |
    commonTransportChannelSetupTDD           |
    commonTransportChannelReconfigureFDD     |

```

```

    commonTransportChannelReconfigureTDD
    commonTransportChannelDelete
    audit
    blockResource
    radioLinkSetupFDD
    radioLinkSetupTDD
    systemInformationUpdate
    commonMeasurementInitiation
    radioLinkAdditionFDD
    radioLinkAdditionTDD
    radioLinkDeletion
    reset
    synchronisedRadioLinkReconfigurationPreparationFDD
    synchronisedRadioLinkReconfigurationPreparationTDD
    unSynchronisedRadioLinkReconfigurationFDD
    unSynchronisedRadioLinkReconfigurationTDD
    dedicatedMeasurementInitiation
    physicalSharedChannelReconfigurationTDD
    . . . ,
    informationExchangeInitiation
    cellSynchronisationInitiationTDD
    cellSynchronisationReconfigurationTDD
    cellSynchronisationAdjustmentTDD
    physicalSharedChannelReconfigurationFDD
}

NBAP-ELEMENTARY-PROCEDURES-CLASS-2 NBAP-ELEMENTARY-PROCEDURE ::= {
    resourceStatusIndication
    auditRequired
    commonMeasurementReport
    commonMeasurementTermination
    commonMeasurementFailure
    synchronisedRadioLinkReconfigurationCommit
    synchronisedRadioLinkReconfigurationCancellation
    radioLinkFailure
    radioLinkPreemption
    radioLinkRestoration
    dedicatedMeasurementReport
    dedicatedMeasurementTermination
    dedicatedMeasurementFailure
    downlinkPowerControlFDD
    downlinkPowerTimeslotControl
    compressedModeCommand
    unblockResource
    errorIndicationForDedicated
    errorIndicationForCommon
    privateMessageForDedicated
    privateMessageForCommon
    . . . ,
    informationReporting
    informationExchangeTermination
    informationExchangeFailure
    cellSynchronisationReportingTDD
    cellSynchronisationTerminationTDD
}

```

```

    cellSynchronisationFailureTDD
    BearerRearrangement
    radioLinkActivationFDD
    radioLinkActivationTDD
}

-- *****
--
-- Interface Elementary Procedures
--
-- *****

-- Class 1

-- *** CellSetup (FDD) ***
cellSetupFDD NBAP-ELEMENTARY-PROCEDURE ::= {
    INITIATING MESSAGE      CellSetupRequestFDD
    SUCCESSFUL OUTCOME      CellSetupResponse
    UNSUCCESSFUL OUTCOME    CellSetupFailure
    MESSAGE DISCRIMINATOR   common
    PROCEDURE ID            { procedureCode id-cellSetup, ddMode fdd }
    CRITICALITY              reject
}

-- *** CellSetup (TDD) ***
cellSetupTDD NBAP-ELEMENTARY-PROCEDURE ::= {
    INITIATING MESSAGE      CellSetupRequestTDD
    SUCCESSFUL OUTCOME      CellSetupResponse
    UNSUCCESSFUL OUTCOME    CellSetupFailure
    MESSAGE DISCRIMINATOR   common
    PROCEDURE ID            { procedureCode id-cellSetup, ddMode tdd }
    CRITICALITY              reject
}

-- *** CellReconfiguration(FDD) ***
cellReconfigurationFDD NBAP-ELEMENTARY-PROCEDURE ::= {
    INITIATING MESSAGE      CellReconfigurationRequestFDD
    SUCCESSFUL OUTCOME      CellReconfigurationResponse
    UNSUCCESSFUL OUTCOME    CellReconfigurationFailure
    MESSAGE DISCRIMINATOR   common
    PROCEDURE ID            { procedureCode id-cellReconfiguration, ddMode fdd }
    CRITICALITY              reject
}

-- *** CellReconfiguration(TDD) ***
cellReconfigurationTDD NBAP-ELEMENTARY-PROCEDURE ::= {
    INITIATING MESSAGE      CellReconfigurationRequestTDD
    SUCCESSFUL OUTCOME      CellReconfigurationResponse
    UNSUCCESSFUL OUTCOME    CellReconfigurationFailure
    MESSAGE DISCRIMINATOR   common
    PROCEDURE ID            { procedureCode id-cellReconfiguration, ddMode tdd }
    CRITICALITY              reject
}

```

```
-- *** CellDeletion ***
cellDeletion NBAP-ELEMENTARY-PROCEDURE ::= {
    INITIATING MESSAGE      CellDeletionRequest
    SUCCESSFUL OUTCOME      CellDeletionResponse
    MESSAGE DISCRIMINATOR   common
    PROCEDURE ID            { procedureCode id-cellDeletion, ddMode common }
    CRITICALITY             reject
}

-- *** CommonTransportChannelSetup (FDD) ***
commonTransportChannelSetupFDD NBAP-ELEMENTARY-PROCEDURE ::= {
    INITIATING MESSAGE      CommonTransportChannelSetupRequestFDD
    SUCCESSFUL OUTCOME      CommonTransportChannelSetupResponse
    UNSUCCESSFUL OUTCOME    CommonTransportChannelSetupFailure
    MESSAGE DISCRIMINATOR   common
    PROCEDURE ID            { procedureCode id-commonTransportChannelSetup, ddMode fdd }
    CRITICALITY             reject
}

-- *** CommonTransportChannelSetup (TDD) ***
commonTransportChannelSetupTDD NBAP-ELEMENTARY-PROCEDURE ::= {
    INITIATING MESSAGE      CommonTransportChannelSetupRequestTDD
    SUCCESSFUL OUTCOME      CommonTransportChannelSetupResponse
    UNSUCCESSFUL OUTCOME    CommonTransportChannelSetupFailure
    MESSAGE DISCRIMINATOR   common
    PROCEDURE ID            { procedureCode id-commonTransportChannelSetup, ddMode tdd }
    CRITICALITY             reject
}

-- *** CommonTransportChannelReconfigure (FDD) ***
commonTransportChannelReconfigureFDD NBAP-ELEMENTARY-PROCEDURE ::= {
    INITIATING MESSAGE      CommonTransportChannelReconfigurationRequestFDD
    SUCCESSFUL OUTCOME      CommonTransportChannelReconfigurationResponse
    UNSUCCESSFUL OUTCOME    CommonTransportChannelReconfigurationFailure
    MESSAGE DISCRIMINATOR   common
    PROCEDURE ID            { procedureCode id-commonTransportChannelReconfigure, ddMode fdd }
    CRITICALITY             reject
}

-- *** CommonTransportChannelReconfigure (TDD) ***
commonTransportChannelReconfigureTDD NBAP-ELEMENTARY-PROCEDURE ::= {
    INITIATING MESSAGE      CommonTransportChannelReconfigurationRequestTDD
    SUCCESSFUL OUTCOME      CommonTransportChannelReconfigurationResponse
    UNSUCCESSFUL OUTCOME    CommonTransportChannelReconfigurationFailure
    MESSAGE DISCRIMINATOR   common
    PROCEDURE ID            { procedureCode id-commonTransportChannelReconfigure, ddMode tdd }
    CRITICALITY             reject
}

-- *** CommonTransportChannelDelete ***
commonTransportChannelDelete NBAP-ELEMENTARY-PROCEDURE ::= {
    INITIATING MESSAGE      CommonTransportChannelDeletionRequest
    SUCCESSFUL OUTCOME      CommonTransportChannelDeletionResponse
    MESSAGE DISCRIMINATOR   common
}
```

```
    PROCEDURE ID          { procedureCode id-commonTransportChannelDelete, ddMode common }
    CRITICALITY           reject
}

-- *** Audit ***
audit NBAP-ELEMENTARY-PROCEDURE ::= {
    INITIATING MESSAGE    AuditRequest
    SUCCESSFUL OUTCOME    AuditResponse
    UNSUCCESSFUL OUTCOME AuditFailure
    MESSAGE DISCRIMINATOR common
    PROCEDURE ID          { procedureCode id-audit, ddMode common }
    CRITICALITY           reject
}

-- *** BlockResourceRequest ***
blockResource NBAP-ELEMENTARY-PROCEDURE ::= {
    INITIATING MESSAGE    BlockResourceRequest
    SUCCESSFUL OUTCOME    BlockResourceResponse
    UNSUCCESSFUL OUTCOME BlockResourceFailure
    MESSAGE DISCRIMINATOR common
    PROCEDURE ID          { procedureCode id-blockResource, ddMode common }
    CRITICALITY           reject
}

-- *** RadioLinkSetup (FDD) ***
radioLinkSetupFDD NBAP-ELEMENTARY-PROCEDURE ::= {
    INITIATING MESSAGE    RadioLinkSetupRequestFDD
    SUCCESSFUL OUTCOME    RadioLinkSetupResponseFDD
    UNSUCCESSFUL OUTCOME RadioLinkSetupFailureFDD
    MESSAGE DISCRIMINATOR common
    PROCEDURE ID          { procedureCode id-radioLinkSetup, ddMode fdd }
    CRITICALITY           reject
}

-- *** RadioLinkSetup (TDD) ***
radioLinkSetupTDD NBAP-ELEMENTARY-PROCEDURE ::= {
    INITIATING MESSAGE    RadioLinkSetupRequestTDD
    SUCCESSFUL OUTCOME    RadioLinkSetupResponseTDD
    UNSUCCESSFUL OUTCOME RadioLinkSetupFailureTDD
    MESSAGE DISCRIMINATOR common
    PROCEDURE ID          { procedureCode id-radioLinkSetup, ddMode tdd }
    CRITICALITY           reject
}

-- *** SystemInformationUpdate ***
systemInformationUpdate NBAP-ELEMENTARY-PROCEDURE ::= {
    INITIATING MESSAGE    SystemInformationUpdateRequest
    SUCCESSFUL OUTCOME    SystemInformationUpdateResponse
    UNSUCCESSFUL OUTCOME SystemInformationUpdateFailure
    MESSAGE DISCRIMINATOR common
    PROCEDURE ID          { procedureCode id-systemInformationUpdate, ddMode common }
    CRITICALITY           reject
}
```



```
-- *** Reset ***
reset NBAP-ELEMENTARY-PROCEDURE ::= {
    INITIATING MESSAGE      ResetRequest
    SUCCESSFUL OUTCOME      ResetResponse
    MESSAGE DISCRIMINATOR   common
    PROCEDURE ID            { procedureCode id-reset, ddMode common }
    CRITICALITY             reject
}

-- *** CommonMeasurementInitiation ***
commonMeasurementInitiation NBAP-ELEMENTARY-PROCEDURE ::= {
    INITIATING MESSAGE      CommonMeasurementInitiationRequest
    SUCCESSFUL OUTCOME      CommonMeasurementInitiationResponse
    UNSUCCESSFUL OUTCOME    CommonMeasurementInitiationFailure
    MESSAGE DISCRIMINATOR   common
    PROCEDURE ID            { procedureCode id-commonMeasurementInitiation, ddMode common }
    CRITICALITY             reject
}

-- *** RadioLinkAddition (FDD) ***
radioLinkAdditionFDD NBAP-ELEMENTARY-PROCEDURE ::= {
    INITIATING MESSAGE      RadioLinkAdditionRequestFDD
    SUCCESSFUL OUTCOME      RadioLinkAdditionResponseFDD
    UNSUCCESSFUL OUTCOME    RadioLinkAdditionFailureFDD
    MESSAGE DISCRIMINATOR   dedicated
    PROCEDURE ID            { procedureCode id-radioLinkAddition, ddMode fdd }
    CRITICALITY             reject
}

-- *** RadioLinkAddition (TDD) ***
radioLinkAdditionTDD NBAP-ELEMENTARY-PROCEDURE ::= {
    INITIATING MESSAGE      RadioLinkAdditionRequestTDD
    SUCCESSFUL OUTCOME      RadioLinkAdditionResponseTDD
    UNSUCCESSFUL OUTCOME    RadioLinkAdditionFailureTDD
    MESSAGE DISCRIMINATOR   dedicated
    PROCEDURE ID            { procedureCode id-radioLinkAddition, ddMode tdd }
    CRITICALITY             reject
}

-- *** RadioLinkDeletion ***
radioLinkDeletion NBAP-ELEMENTARY-PROCEDURE ::= {
    INITIATING MESSAGE      RadioLinkDeletionRequest
    SUCCESSFUL OUTCOME      RadioLinkDeletionResponse
    MESSAGE DISCRIMINATOR   dedicated
    PROCEDURE ID            { procedureCode id-radioLinkDeletion, ddMode common }
    CRITICALITY             reject
}

-- *** SynchronisedRadioLinkReconfigurationPreparation (FDD) ***
synchronisedRadioLinkReconfigurationPreparationFDD NBAP-ELEMENTARY-PROCEDURE ::= {
    INITIATING MESSAGE      RadioLinkReconfigurationPrepareFDD
    SUCCESSFUL OUTCOME      RadioLinkReconfigurationReady
}
```

```

    UNSUCCESSFUL OUTCOME    RadioLinkReconfigurationFailure
    MESSAGE DISCRIMINATOR    dedicated
    PROCEDURE ID             { procedureCode id-synchronisedRadioLinkReconfigurationPreparation, ddMode fdd }
    CRITICALITY              reject
}

-- *** SynchronisedRadioLinkReconfigurationPreparation (TDD) ***
synchronisedRadioLinkReconfigurationPreparationTDD NBAP-ELEMENTARY-PROCEDURE ::= {
    INITIATING MESSAGE      RadioLinkReconfigurationPrepareTDD
    SUCCESSFUL OUTCOME      RadioLinkReconfigurationReady
    UNSUCCESSFUL OUTCOME    RadioLinkReconfigurationFailure
    MESSAGE DISCRIMINATOR    dedicated
    PROCEDURE ID            { procedureCode id-synchronisedRadioLinkReconfigurationPreparation, ddMode tdd }
    CRITICALITY              reject
}

-- *** UnSynchronisedRadioLinkReconfiguration (FDD) ***
unSynchronisedRadioLinkReconfigurationFDD NBAP-ELEMENTARY-PROCEDURE ::= {
    INITIATING MESSAGE      RadioLinkReconfigurationRequestFDD
    SUCCESSFUL OUTCOME      RadioLinkReconfigurationResponse
    UNSUCCESSFUL OUTCOME    RadioLinkReconfigurationFailure
    MESSAGE DISCRIMINATOR    dedicated
    PROCEDURE ID            { procedureCode id-unSynchronisedRadioLinkReconfiguration, ddMode fdd }
    CRITICALITY              reject
}

-- *** UnSynchronisedRadioLinkReconfiguration (TDD) ***
unSynchronisedRadioLinkReconfigurationTDD NBAP-ELEMENTARY-PROCEDURE ::= {
    INITIATING MESSAGE      RadioLinkReconfigurationRequestTDD
    SUCCESSFUL OUTCOME      RadioLinkReconfigurationResponse
    UNSUCCESSFUL OUTCOME    RadioLinkReconfigurationFailure
    MESSAGE DISCRIMINATOR    dedicated
    PROCEDURE ID            { procedureCode id-unSynchronisedRadioLinkReconfiguration, ddMode tdd }
    CRITICALITY              reject
}

-- *** DedicatedMeasurementInitiation ***
dedicatedMeasurementInitiation NBAP-ELEMENTARY-PROCEDURE ::= {
    INITIATING MESSAGE      DedicatedMeasurementInitiationRequest
    SUCCESSFUL OUTCOME      DedicatedMeasurementInitiationResponse
    UNSUCCESSFUL OUTCOME    DedicatedMeasurementInitiationFailure
    MESSAGE DISCRIMINATOR    dedicated
    PROCEDURE ID            { procedureCode id-dedicatedMeasurementInitiation, ddMode common }
    CRITICALITY              reject
}

-- *** PhysicalSharedChannelReconfiguration (FDD) ***
physicalSharedChannelReconfigurationFDD NBAP-ELEMENTARY-PROCEDURE ::= {
    INITIATING MESSAGE      PhysicalSharedChannelReconfigurationRequestFDD
    SUCCESSFUL OUTCOME      PhysicalSharedChannelReconfigurationResponse
    UNSUCCESSFUL OUTCOME    PhysicalSharedChannelReconfigurationFailure
    MESSAGE DISCRIMINATOR    common
    PROCEDURE ID            { procedureCode id-physicalSharedChannelReconfiguration, ddMode fdd }
    CRITICALITY              reject
}

```

```
}

-- *** PhysicalSharedChannelReconfiguration (TDD) ***
physicalSharedChannelReconfiguration NBAP-ELEMENTARY-PROCEDURE ::= {
  INITIATING MESSAGE   PhysicalSharedChannelReconfigurationRequestTDD
  SUCCESSFUL OUTCOME   PhysicalSharedChannelReconfigurationResponseTDD
  UNSUCCESSFUL OUTCOME PhysicalSharedChannelReconfigurationFailureTDD
  MESSAGE DISCRIMINATOR common
  PROCEDURE ID         { procedureCode id-physicalSharedChannelReconfiguration, ddMode tdd }
  CRITICALITY          reject
}

--*** InformationExchangeInitiation ***
informationExchangeInitiation NBAP-ELEMENTARY-PROCEDURE ::= {
  INITIATING MESSAGE   InformationExchangeInitiationRequest
  SUCCESSFUL OUTCOME   InformationExchangeInitiationResponse
  UNSUCCESSFUL OUTCOME InformationExchangeInitiationFailure
  MESSAGE DISCRIMINATOR common
  PROCEDURE ID         { procedureCode id-informationExchangeInitiation, ddMode common }
  CRITICALITY          reject
}

-- *** CellSynchronisationInitiation (TDD only) ***
cellSynchronisationInitiationTDD NBAP-ELEMENTARY-PROCEDURE ::= {
  INITIATING MESSAGE   CellSynchronisationInitiationRequestTDD
  SUCCESSFUL OUTCOME   CellSynchronisationInitiationResponseTDD
  UNSUCCESSFUL OUTCOME CellSynchronisationInitiationFailureTDD
  MESSAGE DISCRIMINATOR common
  PROCEDURE ID         { procedureCode id-cellSynchronisationInitiation, ddMode tdd }
  CRITICALITY          reject
}

-- *** CellSynchronisationReconfiguration (TDD only) ***
cellSynchronisationReconfigurationTDD NBAP-ELEMENTARY-PROCEDURE ::= {
  INITIATING MESSAGE   CellSynchronisationReconfigurationRequestTDD
  SUCCESSFUL OUTCOME   CellSynchronisationReconfigurationResponseTDD
  UNSUCCESSFUL OUTCOME CellSynchronisationReconfigurationFailureTDD
  MESSAGE DISCRIMINATOR common
  PROCEDURE ID         { procedureCode id-cellSynchronisationReconfiguration, ddMode tdd }
  CRITICALITY          reject
}

-- *** CellSynchronisationAdjustment (TDD only) ***
cellSynchronisationAdjustmentTDD NBAP-ELEMENTARY-PROCEDURE ::= {
  INITIATING MESSAGE   CellSynchronisationAdjustmentRequestTDD
  SUCCESSFUL OUTCOME   CellSynchronisationAdjustmentResponseTDD
  UNSUCCESSFUL OUTCOME CellSynchronisationAdjustmentFailureTDD
  MESSAGE DISCRIMINATOR common
  PROCEDURE ID         { procedureCode id-cellSynchronisationAdjustment, ddMode tdd }
  CRITICALITY          reject
}

-- Class 2
```

```
-- *** ResourceStatusIndication ***
resourceStatusIndication NBAP-ELEMENTARY-PROCEDURE ::= {
  INITIATING MESSAGE      ResourceStatusIndication
  MESSAGE DISCRIMINATOR   common
  PROCEDURE ID            { procedureCode id-resourceStatusIndication, ddMode common }
  CRITICALITY             ignore
}

-- *** AuditRequired ***
auditRequired NBAP-ELEMENTARY-PROCEDURE ::= {
  INITIATING MESSAGE      AuditRequiredIndication
  MESSAGE DISCRIMINATOR   common
  PROCEDURE ID            { procedureCode id-auditRequired, ddMode common }
  CRITICALITY             ignore
}

-- *** CommonMeasurementReport ***
commonMeasurementReport NBAP-ELEMENTARY-PROCEDURE ::= {
  INITIATING MESSAGE      CommonMeasurementReport
  MESSAGE DISCRIMINATOR   common
  PROCEDURE ID            { procedureCode id-commonMeasurementReport, ddMode common }
  CRITICALITY             ignore
}

-- *** CommonMeasurementTermination ***
commonMeasurementTermination NBAP-ELEMENTARY-PROCEDURE ::= {
  INITIATING MESSAGE      CommonMeasurementTerminationRequest
  MESSAGE DISCRIMINATOR   common
  PROCEDURE ID            { procedureCode id-commonMeasurementTermination, ddMode common }
  CRITICALITY             ignore
}

-- *** CommonMeasurementFailure ***
commonMeasurementFailure NBAP-ELEMENTARY-PROCEDURE ::= {
  INITIATING MESSAGE      CommonMeasurementFailureIndication
  MESSAGE DISCRIMINATOR   common
  PROCEDURE ID            { procedureCode id-commonMeasurementFailure, ddMode common }
  CRITICALITY             ignore
}

-- *** SynchronisedRadioLinkReconfigurationCommit ***
synchronisedRadioLinkReconfigurationCommit NBAP-ELEMENTARY-PROCEDURE ::= {
  INITIATING MESSAGE      RadioLinkReconfigurationCommit
  MESSAGE DISCRIMINATOR   dedicated
  PROCEDURE ID            { procedureCode id-synchronisedRadioLinkReconfigurationCommit, ddMode common }
  CRITICALITY             ignore
}

-- *** SynchronisedRadioReconfigurationCancellation ***
synchronisedRadioLinkReconfigurationCancellation NBAP-ELEMENTARY-PROCEDURE ::= {
  INITIATING MESSAGE      RadioLinkReconfigurationCancel
  MESSAGE DISCRIMINATOR   dedicated
  PROCEDURE ID            { procedureCode id-synchronisedRadioLinkReconfigurationCancellation, ddMode common }
  CRITICALITY             ignore
}
```

```
}

-- *** RadioLinkFailure ***
radioLinkFailure NBAP-ELEMENTARY-PROCEDURE ::= {
  INITIATING MESSAGE      RadioLinkFailureIndication
  MESSAGE DISCRIMINATOR   dedicated
  PROCEDURE ID            { procedureCode id-radioLinkFailure, ddMode common }
  CRITICALITY             ignore
}

-- *** RadioLinkPreemption ***
radioLinkPreemption NBAP-ELEMENTARY-PROCEDURE ::= {
  INITIATING MESSAGE      RadioLinkPreemptionRequiredIndication
  MESSAGE DISCRIMINATOR   dedicated
  PROCEDURE ID            { procedureCode id-radioLinkPreemption, ddMode common }
  CRITICALITY             ignore
}

-- *** RadioLinkRestoration ***
radioLinkRestoration NBAP-ELEMENTARY-PROCEDURE ::= {
  INITIATING MESSAGE      RadioLinkRestoreIndication
  MESSAGE DISCRIMINATOR   dedicated
  PROCEDURE ID            { procedureCode id-radioLinkRestoration, ddMode common }
  CRITICALITY             ignore
}

-- *** DedicatedMeasurementReport ***
dedicatedMeasurementReport NBAP-ELEMENTARY-PROCEDURE ::= {
  INITIATING MESSAGE      DedicatedMeasurementReport
  MESSAGE DISCRIMINATOR   dedicated
  PROCEDURE ID            { procedureCode id-dedicatedMeasurementReport, ddMode common }
  CRITICALITY             ignore
}

-- *** DedicatedMeasurementTermination ***
dedicatedMeasurementTermination NBAP-ELEMENTARY-PROCEDURE ::= {
  INITIATING MESSAGE      DedicatedMeasurementTerminationRequest
  MESSAGE DISCRIMINATOR   dedicated
  PROCEDURE ID            { procedureCode id-dedicatedMeasurementTermination, ddMode common }
  CRITICALITY             ignore
}

-- *** DedicatedMeasurementFailure ***
dedicatedMeasurementFailure NBAP-ELEMENTARY-PROCEDURE ::= {
  INITIATING MESSAGE      DedicatedMeasurementFailureIndication
  MESSAGE DISCRIMINATOR   dedicated
  PROCEDURE ID            { procedureCode id-dedicatedMeasurementFailure, ddMode common }
  CRITICALITY             ignore
}

-- *** DLPowerControl (FDD only) ***
downlinkPowerControlFDD NBAP-ELEMENTARY-PROCEDURE ::= {
  INITIATING MESSAGE      DL-PowerControlRequest
  MESSAGE DISCRIMINATOR   dedicated
}
```

```
    PROCEDURE ID          { procedureCode id-downlinkPowerControl, ddMode fdd }
    CRITICALITY           ignore
}

-- *** DLPowerTimeslotControl (TDD only) ***
downlinkPowerTimeslotControl NBAP-ELEMENTARY-PROCEDURE ::= {
    INITIATING MESSAGE    DL-PowerTimeslotControlRequest
    MESSAGE DISCRIMINATOR dedicated
    PROCEDURE ID          { procedureCode id-downlinkPowerTimeslotControl, ddMode tdd }
    CRITICALITY           ignore
}

-- *** CompressedModeCommand (FDD only) ***
compressedModeCommand NBAP-ELEMENTARY-PROCEDURE ::= {
    INITIATING MESSAGE    CompressedModeCommand
    MESSAGE DISCRIMINATOR dedicated
    PROCEDURE ID          { procedureCode id-compressedModeCommand, ddMode fdd }
    CRITICALITY           ignore
}

-- *** UnblockResourceIndication ***
unblockResource NBAP-ELEMENTARY-PROCEDURE ::= {
    INITIATING MESSAGE    UnblockResourceIndication
    MESSAGE DISCRIMINATOR common
    PROCEDURE ID          { procedureCode id-unblockResource, ddMode common }
    CRITICALITY           ignore
}

-- *** ErrorIndication for Dedicated procedures ***
errorIndicationForDedicated NBAP-ELEMENTARY-PROCEDURE ::= {
    INITIATING MESSAGE    ErrorIndication
    MESSAGE DISCRIMINATOR dedicated
    PROCEDURE ID          { procedureCode id-errorIndicationForDedicated, ddMode common }
    CRITICALITY           ignore
}

-- *** ErrorIndication for Common procedures ***
errorIndicationForCommon NBAP-ELEMENTARY-PROCEDURE ::= {
    INITIATING MESSAGE    ErrorIndication
    MESSAGE DISCRIMINATOR common
    PROCEDURE ID          { procedureCode id-errorIndicationForCommon, ddMode common }
    CRITICALITY           ignore
}

-- *** CellSynchronisationReporting (TDD only) ***
cellSynchronisationReportingTDD NBAP-ELEMENTARY-PROCEDURE ::= {
    INITIATING MESSAGE    CellSynchronisationReportTDD
    MESSAGE DISCRIMINATOR common
    PROCEDURE ID          { procedureCode id-cellSynchronisationReporting, ddMode tdd }
    CRITICALITY           ignore
}

-- *** CellSynchronisationTermination (TDD only) ***
cellSynchronisationTerminationTDD NBAP-ELEMENTARY-PROCEDURE ::= {
```

```
INITIATING MESSAGE      CellSynchronisationTerminationRequestTDD
MESSAGE DISCRIMINATOR   common
PROCEDURE ID            { procedureCode id-cellSynchronisationTermination, ddMode tdd }
CRITICALITY             ignore
}

-- *** CellSynchronisationFailure (TDD only) ***
cellSynchronisationFailureTDD NBAP-ELEMENTARY-PROCEDURE ::= {
  INITIATING MESSAGE      CellSynchronisationFailureIndicationTDD
  MESSAGE DISCRIMINATOR   common
  PROCEDURE ID            { procedureCode id-cellSynchronisationFailure, ddMode tdd }
  CRITICALITY             ignore
}

-- *** PrivateMessage for Dedicated procedures ***
privateMessageForDedicated NBAP-ELEMENTARY-PROCEDURE ::= {
  INITIATING MESSAGE      PrivateMessage
  MESSAGE DISCRIMINATOR   dedicated
  PROCEDURE ID            { procedureCode id-privateMessageForDedicated, ddMode common }
  CRITICALITY             ignore
}

-- *** PrivateMessage for Common procedures ***
privateMessageForCommon NBAP-ELEMENTARY-PROCEDURE ::= {
  INITIATING MESSAGE      PrivateMessage
  MESSAGE DISCRIMINATOR   common
  PROCEDURE ID            { procedureCode id-privateMessageForCommon, ddMode common }
  CRITICALITY             ignore
}

-- *** InformationReporting ***
informationReporting NBAP-ELEMENTARY-PROCEDURE ::= {
  INITIATING MESSAGE      InformationReport
  MESSAGE DISCRIMINATOR   common
  PROCEDURE ID            { procedureCode id-informationReporting, ddMode common }
  CRITICALITY             ignore
}

-- *** InformationExchangeTermination ***
informationExchangeTermination NBAP-ELEMENTARY-PROCEDURE ::= {
  INITIATING MESSAGE      InformationExchangeTerminationRequest
  MESSAGE DISCRIMINATOR   common
  PROCEDURE ID            { procedureCode id-informationExchangeTermination, ddMode common }
  CRITICALITY             ignore
}

-- *** InformationExchangeFailure ***
informationExchangeFailure NBAP-ELEMENTARY-PROCEDURE ::= {
  INITIATING MESSAGE      InformationExchangeFailureIndication
  MESSAGE DISCRIMINATOR   common
  PROCEDURE ID            { procedureCode id-informationExchangeFailure, ddMode common }
  CRITICALITY             ignore
}
```

```

-- *** BearerRearrangement ***
BearerRearrangement NBAP-ELEMENTARY-PROCEDURE ::= {
    INITIATING MESSAGE      BearerRearrangementIndication
    MESSAGE DISCRIMINATOR   dedicated
    PROCEDURE ID            { procedureCode id-BearerRearrangement, ddMode common }
    CRITICALITY             ignore
}

-- *** RadioLinkActivation (FDD) ***
radioLinkActivationFDD NBAP-ELEMENTARY-PROCEDURE ::= {
    INITIATING MESSAGE      RadioLinkActivationCommandFDD
    MESSAGE DISCRIMINATOR   dedicated
    PROCEDURE ID            { procedureCode id-radioLinkActivation, ddMode fdd }
    CRITICALITY             ignore
}

-- *** RadioLinkActivation (TDD) ***
radioLinkActivationTDD NBAP-ELEMENTARY-PROCEDURE ::= {
    INITIATING MESSAGE      RadioLinkActivationCommandTDD
    MESSAGE DISCRIMINATOR   dedicated
    PROCEDURE ID            { procedureCode id-radioLinkActivation, ddMode tdd }
    CRITICALITY             ignore
}

END

```

9.3.3 PDU Definitions

```

-- *****
--
-- PDU definitions for NBAP.
--
-- *****

NBAP-PDU-Contents {
    itu-t (0) identified-organization (4) etsi (0) mobileDomain (0)
    umts-Access (20) modules (3) nbap (2) version1 (1) nbap-PDU-Contents (1) }

DEFINITIONS AUTOMATIC TAGS ::=

BEGIN

-- *****
--
-- IE parameter types from other modules.
--
-- *****

IMPORTS
    Active-Pattern-Sequence-Information,
    AddorDeleteIndicator,
    AICH-Power,

```


AICH-TransmissionTiming,
AllocationRetentionPriority,
APPreambleSignature,
APSubChannelNumber,
AvailabilityStatus,
BCCH-ModificationTime,
BindingID,
BlockingPriorityIndicator,
SCTD-Indicator,
Cause,
CCTrCH-ID,
CDSubChannelNumbers,
CellParameterID,
CellSyncBurstAvailabilityIndicator,
CellSyncBurstCode,
CellSyncBurstCodeShift,
CellSyncBurstRepetitionPeriod,
CellSyncBurstSIR,
CellSyncBurstTiming,
CellSyncBurstTimingThreshold,
CFN,
Channel-Assignment-Indication,
ChipOffset,
C-ID,
Closedlooptimingadjustmentmode,
CommonChannelsCapacityConsumptionLaw,
Compressed-Mode-Deactivation-Flag,
CommonMeasurementAccuracy,
CommonMeasurementType,
CommonMeasurementValue,
CommonMeasurementValueInformation,
CommonPhysicalChannelID,
Common-PhysicalChannel-Status-Information,
Common-TransportChannel-Status-Information,
CommonTransportChannelID,
CommonTransportChannel-InformationResponse,
CommunicationControlPortID,
ConfigurationGenerationID,
ConstantValue,
CriticalityDiagnostics,
CPCH-Allowed-Total-Rate,
CPCHScramblingCodeNumber,
CPCH-UL-DPCCH-SlotFormat,
CRNC-CommunicationContextID,
CSBMeasurementID,
CSBTransmissionID,
DCH-FDD-Information,
DCH-InformationResponse,
DCH-ID,
FDD-DCHs-to-Modify,
TDD-DCHs-to-Modify,
DCH-TDD-Information,
DedicatedChannelsCapacityConsumptionLaw,
DedicatedMeasurementType,

DedicatedMeasurementValue,
DedicatedMeasurementValueInformation,
DelayedActivation,
DelayedActivationUpdate,
DiversityControlField,
DiversityMode,
DL-DPCH-SlotFormat,
DL-DPCH-TimingAdjustment,
DL-or-Global-CapacityCredit,
DL-Power,
DL-PowerBalancing-Information,
DL-PowerBalancing-ActivationIndicator,
DLPowerAveragingWindowSize,
DL-PowerBalancing-UpdatedIndicator,
DL-ScramblingCode,
DL-TimeslotISCP,
DL-Timeslot-Information,
DL-TimeslotLCR-Information,
DL-TimeslotISCPInfo,
DL-TimeslotISCPInfoLCR,
DL-TPC-Pattern01Count,
DPC-Mode,
DPCH-ID,
DSCH-ID,
DSCH-FDD-Common-Information,
DSCH-FDD-Information,
DSCH-InformationResponse,
DSCH-TDD-Information,
DwPCH-Power,
End-Of-Audit-Sequence-Indicator,
EnhancedDSCHPC,
EnhancedDSCHPCCounter,
EnhancedDSCHPCIndicator,
EnhancedDSCHPCWnd,
EnhancedDSCHPowerOffset,
FDD-DL-ChannelisationCodeNumber,
FDD-DL-CodeInformation,
FDD-S-CCPCH-Offset,
FDD-TPC-DownlinkStepSize,
FirstRLS-Indicator,
FNReportingIndicator,
FPACH-Power,
FrameAdjustmentValue,
FrameHandlingPriority,
FrameOffset,
HS-PDSCH-FDD-Code-Information,
HS-SCCH-ID,
HS-SCCH-FDD-Code-Information,
IB-OC-ID,
IB-SG-DATA,
IB-SG-POS,
IB-SG-REP,
IB-Type,
IndicationType,

InformationExchangeID,
InformationReportCharacteristics,
InformationType,
InnerLoopDLPCStatus,
IPDL-FDD-Parameters,
IPDL-TDD-Parameters,
IPDL-Indicator,
LimitedPowerIncrease,
Local-Cell-ID,
MaximumDL-PowerCapability,
Maximum-PDSCH-Power,
MaximumTransmissionPower,
Max-Number-of-PCPCHes,
MaxNrOfUL-DPDCHs,
MaxPRACH-MidambleShifts,
MeasurementFilterCoefficient,
MeasurementID,
MidambleAllocationMode,
MidambleShiftAndBurstType,
MidambleShiftLCR,
MinimumDL-PowerCapability,
MinSpreadingFactor,
MinUL-ChannelisationCodeLength,
MultiplexingPosition,
NEOT,
NCyclesPerSFNperiod,
NFmax,
NRepetitionsPerCyclePeriod,
N-INSYNC-IND,
N-OUTSYNC-IND,
NeighbouringCellMeasurementInformation,
NeighbouringFDDCellMeasurementInformation,
NeighbouringTDDCellMeasurementInformation,
NodeB-CommunicationContextID,
NStartMessage,
PagingIndicatorLength,
PayloadCRC-PresenceIndicator,
PCCPCH-Power,
PCP-Length,
PDSCH-CodeMapping,
PDSCHSet-ID,
PDSCH-ID,
PICH-Mode,
PICH-Power,
PowerAdjustmentType,
PowerOffset,
PowerRaiseLimit,
PRACH-Midamble,
PreambleSignatures,
PreambleThreshold,
PredictedSFNSFNDeviationLimit,
PredictedTUTRANGPSDeviationLimit,
PrimaryCPICH-Power,
PrimaryScramblingCode,

PropagationDelay,
SCH-TimeSlot,
PunctureLimit,
PUSCHSet-ID,
PUSCH-ID,
QE-Selector,
RACH-SlotFormat,
RACH-SubChannelNumbers,
ReferenceClockAvailability,
ReferenceSFNoffset,
RepetitionLength,
RepetitionPeriod,
ReportCharacteristics,
RequestedDataValue,
RequestedDataValueInformation,
ResourceOperationalState,
RL-Set-ID,
RL-ID,
RL-Specific-DCH-Info,
Received-total-wide-band-power-Value,
AdjustmentPeriod,
ScaledAdjustmentRatio,
MaxAdjustmentStep,
RNC-ID,
ScramblingCodeNumber,
SecondaryCCPCH-SlotFormat,
Segment-Type,
S-FieldLength,
SFN,
SFNSFNChangeLimit,
SFNSFNDriftRate,
SFNSFNDriftRateQuality,
SFNSFNQuality,
ShutdownTimer,
SIB-Originator,
SpecialBurstScheduling,
SignallingBearerRequestIndicator,
SSDT-Cell-Identity,
SSDT-CellID-Length,
SSDT-Indication,
Start-Of-Audit-Sequence-Indicator,
STTD-Indicator,
SSDT-SupportIndicator,
SyncCase,
SYNCdlCodeId,
SyncFrameNumber,
SynchronisationReportCharacteristics,
SynchronisationReportType,
T-Cell,
T-RLFFAILURE,
TDD-ChannelisationCode,
TDD-ChannelisationCodeLCR,
TDD-DL-Code-LCR-Information,
TDD-DPCHoffset,

TDD-TPC-DownlinkStepSize,
TDD-PhysicalChannelOffset,
TDD-UL-Code-LCR-Information,
TFCI2-BearerInformationResponse,
TFCI2BearerRequestIndicator,
TFCI-Coding,
TFCI-Presence,
TFCI-SignallingMode,
TFCS,
TimeSlot,
TimeSlotLCR,
TimeSlotDirection,
TimeSlotStatus,
TimingAdjustmentValue,
TimingAdvanceApplied,
ToAWE,
ToAWS,
TransmissionDiversityApplied,
TransmitDiversityIndicator,
TransmissionGapPatternSequenceCodeInformation,
Transmission-Gap-Pattern-Sequence-Information,
TransportBearerRequestIndicator,
TransportFormatSet,
TransportLayerAddress,
TSTD-Indicator,
TUTRANGPS,
TUTRANGPSChangeLimit,
TUTRANGPSDriftRate,
TUTRANGPSDriftRateQuality,
TUTRANGPSQuality,
UARFCN,
UC-Id,
USCH-Information,
USCH-InformationResponse,
UL-CapacityCredit,
UL-DPCCH-SlotFormat,
UL-SIR,
UL-FP-Mode,
UL-PhysCH-SF-Variation,
UL-ScramblingCode,
UL-Timeslot-Information,
UL-TimeslotLCR-Information,
UL-TimeSlot-ISCP-Info,
UL-TimeSlot-ISCP-LCR-Info,
UL-TimeslotISCP-Value,
UL-TimeslotISCP-Value-IncrDecrThres,
USCH-ID,
HSDSCH-FDD-Information,
HSDSCH-FDD-Information-Response,
HSDSCH-Information-to-Modify,
HSDSCH-MACdFlow-ID,
HSDSCH-RNTI,
HSDSCH-TDD-Information,
HSDSCH-TDD-Information-Response,

```
PrimaryCCPCH-RSCP
FROM NBAP-IEs

PrivateIE-Container{ },
ProtocolExtensionContainer{ },
ProtocolIE-Container{ },
ProtocolIE-Single-Container{ },
ProtocolIE-ContainerList{ },
NBAP-PRIVATE-IES,
NBAP-PROTOCOL-IES,
NBAP-PROTOCOL-EXTENSION
FROM NBAP-Containers

id-Active-Pattern-Sequence-Information,
id-AdjustmentRatio,
id-AICH-Information,
id-AICH-ParametersListIE-CTCH-ReconfRqstFDD,
id-AP-AICH-Information,
id-AP-AICH-ParametersListIE-CTCH-ReconfRqstFDD,
id-BCH-Information,
id-BCCH-ModificationTime,
id-bindingID,
id-BlockingPriorityIndicator,
id-Cause,
id-CauseLevel-PSCH-ReconfFailureTDD,
id-CauseLevel-RL-AdditionFailureFDD,
id-CauseLevel-RL-AdditionFailureTDD,
id-CauseLevel-RL-ReconfFailure,
id-CauseLevel-RL-SetupFailureFDD,
id-CauseLevel-RL-SetupFailureTDD,
id-CauseLevel-SyncAdjustmntFailureTDD,
id-CCP-InformationItem-AuditRsp,
id-CCP-InformationList-AuditRsp,
id-CCP-InformationItem-ResourceStatusInd,
id-CCTrCH-InformationItem-RL-FailureInd,
id-CCTrCH-InformationItem-RL-RestoreInd,
id-CCTrCH-Initial-DL-Power-RL-AdditionRqstTDD,
id-CCTrCH-Initial-DL-Power-RL-ReconfPrepTDD,
id-CCTrCH-Initial-DL-Power-RL-SetupRqstTDD,
id-CDCA-ICH-Information,
id-CDCA-ICH-ParametersListIE-CTCH-ReconfRqstFDD,
id-CellAdjustmentInfo-SyncAdjustmntRqstTDD,
id-CellAdjustmentInfoItem-SyncAdjustmntRqstTDD,
id-Cell-InformationItem-AuditRsp,
id-Cell-InformationItem-ResourceStatusInd,
id-Cell-InformationList-AuditRsp,
id-CellParameterID,
id-CellSyncBurstTransInit-CellSyncInitiationRqstTDD,
id-CellSyncBurstMeasureInit-CellSyncInitiationRqstTDD,
id-cellSyncBurstRepetitionPeriod,
id-CellSyncBurstTransReconfiguration-CellSyncReconfRqstTDD,
id-CellSyncBurstTransReconfInfo-CellSyncReconfRqstTDD,
id-CellSyncBurstMeasReconfiguration-CellSyncReconfRqstTDD,
id-CellSyncBurstMeasInfoList-CellSyncReconfRqstTDD,
```

id-CellSyncBurstInfoList-CellSyncReconfRqstTDD,
id-CellSyncInfo-CellSyncReprtTDD,
id-CFN,
id-CFNReportingIndicator,
id-C-ID,
id-Closed-Loop-Timing-Adjustment-Mode,
id-CommonMeasurementAccuracy,
id-CommonMeasurementObjectType-CM-Rprt,
id-CommonMeasurementObjectType-CM-Rqst,
id-CommonMeasurementObjectType-CM-Rsp,
id-CommonMeasurementType,
id-CommonPhysicalChannelID,
id-CommonPhysicalChannelType-CTCH-ReconfRqstFDD,
id-CommonPhysicalChannelType-CTCH-SetupRqstFDD,
id-CommonPhysicalChannelType-CTCH-SetupRqstTDD,
id-CommunicationContextInfoItem-Reset,
id-CommunicationControlPortID,
id-CommunicationControlPortInfoItem-Reset,
id-Compressed-Mode-Deactivation-Flag,
id-ConfigurationGenerationID,
id-CPCH-Information,
id-CPCH-Parameters-CTCH-SetupRsp,
id-CPCH-ParametersListIE-CTCH-ReconfRqstFDD,
id-CRNC-CommunicationContextID,
id-CriticalityDiagnostics,
id-CSBTransmissionID,
id-CSBMeasurementID,
id-DCHs-to-Add-FDD,
id-DCHs-to-Add-TDD,
id-DCH-AddList-RL-ReconfPrepTDD,
id-DCH-DeleteList-RL-ReconfPrepFDD,
id-DCH-DeleteList-RL-ReconfPrepTDD,
id-DCH-DeleteList-RL-ReconfRqstFDD,
id-DCH-DeleteList-RL-ReconfRqstTDD,
id-DCH-FDD-Information,
id-DCH-TDD-Information,
id-DCH-InformationResponse,
id-DCH-RearrangeList-Bearer-RearrangeInd,
id-DSCH-RearrangeList-Bearer-RearrangeInd,
id-FDD-DCHs-to-Modify,
id-TDD-DCHs-to-Modify,
id-DedicatedMeasurementObjectType-DM-Rprt,
id-DedicatedMeasurementObjectType-DM-Rqst,
id-DedicatedMeasurementObjectType-DM-Rsp,
id-DedicatedMeasurementType,
id-DelayedActivation,
id-DelayedActivationList-RL-ActivationCmdFDD,
id-DelayedActivationList-RL-ActivationCmdTDD,
id-DelayedActivationInformation-RL-ActivationCmdFDD,
id-DelayedActivationInformation-RL-ActivationCmdTDD,
id-DL-CCTrCH-InformationAddList-RL-ReconfPrepTDD,
id-DL-CCTrCH-InformationDeleteItem-RL-ReconfRqstTDD,
id-DL-CCTrCH-InformationDeleteList-RL-ReconfPrepTDD,
id-DL-CCTrCH-InformationDeleteList-RL-ReconfRqstTDD,

id-DL-CCTrCH-InformationItem-RL-SetupRqstTDD,
id-DL-CCTrCH-InformationList-RL-AdditionRqstTDD,
id-DL-CCTrCH-InformationList-RL-SetupRqstTDD,
id-DL-CCTrCH-InformationModifyItem-RL-ReconfRqstTDD,
id-DL-CCTrCH-InformationModifyList-RL-ReconfPrepTDD,
id-DL-CCTrCH-InformationModifyList-RL-ReconfRqstTDD,
id-DL-DPCH-InformationAddListIE-RL-ReconfPrepTDD,
id-DL-DPCH-InformationItem-RL-AdditionRqstTDD,
id-DL-DPCH-InformationList-RL-SetupRqstTDD,
id-DL-DPCH-InformationModify-AddListIE-RL-ReconfPrepTDD,
id-DL-DPCH-InformationModify-DeleteListIE-RL-ReconfPrepTDD,
id-DL-DPCH-InformationModify-ModifyListIE-RL-ReconfPrepTDD,
id-DL-DPCH-Information-RL-ReconfPrepFDD,
id-DL-DPCH-Information-RL-ReconfRqstFDD,
id-DL-DPCH-Information-RL-SetupRqstFDD,
id-DL-DPCH-TimingAdjustment,
id-DL-PowerBalancing-Information,
id-DL-PowerBalancing-ActivationIndicator,
id-DL-ReferencePowerInformationItem-DL-PC-Rqst,
id-DL-PowerBalancing-UpdatedIndicator,
id-DLReferencePower,
id-DLReferencePowerList-DL-PC-Rqst,
id-DL-TPC-Pattern01Count,
id-DPC-Mode,
id-DPCHConstant,
id-DSCH-AddItem-RL-ReconfPrepFDD,
id-DSCHs-to-Add-FDD,
id-DSCH-DeleteItem-RL-ReconfPrepFDD,
id-DSCH-DeleteList-RL-ReconfPrepFDD,
id-DSCHs-to-Add-TDD,
id-DSCH-Information-DeleteList-RL-ReconfPrepTDD,
id-DSCH-Information-ModifyList-RL-ReconfPrepTDD,
id-DSCH-InformationResponse,
id-DSCH-FDD-Information,
id-DSCH-FDD-Common-Information,
id-DSCH-TDD-Information,
id-DSCH-ModifyItem-RL-ReconfPrepFDD,
id-DSCH-ModifyList-RL-ReconfPrepFDD,
id-End-Of-Audit-Sequence-Indicator,
id-EnhancedDSCHPC,
id-EnhancedDSCHPCIndicator,
id-FACH-Information,
id-FACH-ParametersList-CTCH-ReconfRqstTDD,
id-FACH-ParametersList-CTCH-SetupRsp,
id-FACH-ParametersListIE-CTCH-ReconfRqstFDD,
id-FACH-ParametersListIE-CTCH-SetupRqstFDD,
id-FACH-ParametersListIE-CTCH-SetupRqstTDD,
id-IndicationType-ResourceStatusInd,
id-InformationExchangeID,
id-InformationExchangeObjectType-InfEx-Rqst,
id-InformationExchangeObjectType-InfEx-Rsp,
id-InformationExchangeObjectType-InfEx-Rprt,
id-InformationReportCharacteristics,
id-InformationType,

id-InitDL-Power,
id-InnerLoopDLPCStatus,
id-IntStdPhCellSyncInfoItem-CellSyncReprtTDD,
id-IPDLParameter-Information-Cell-ReconfRqstFDD,
id-IPDLParameter-Information-Cell-SetupRqstFDD,
id-IPDLParameter-Information-Cell-ReconfRqstTDD,
id-IPDLParameter-Information-Cell-SetupRqstTDD,
id-LateEntranceCellSyncInfoItem-CellSyncReprtTDD,
id-Limited-power-increase-information-Cell-SetupRqstFDD,
id-Local-Cell-ID,
id-Local-Cell-Group-InformationItem-AuditRsp,
id-Local-Cell-Group-InformationItem-ResourceStatusInd,
id-Local-Cell-Group-InformationItem2-ResourceStatusInd,
id-Local-Cell-Group-InformationList-AuditRsp,
id-Local-Cell-InformationItem-AuditRsp,
id-Local-Cell-InformationItem-ResourceStatusInd,
id-Local-Cell-InformationItem2-ResourceStatusInd,
id-Local-Cell-InformationList-AuditRsp,
id-AdjustmentPeriod,
id-MaxAdjustmentStep,
id-MaximumTransmissionPower,
id-MeasurementFilterCoefficient,
id-MeasurementID,
id-MIB-SB-SIB-InformationList-SystemInfoUpdateRqst,
id-NCyclesPerSFNperiod,
id-NeighbouringCellMeasurementInformation,
id-NodeB-CommunicationContextID,
id-NRepetitionsPerCyclePeriod,
id-P-CCPCH-Information,
id-P-CPICH-Information,
id-P-SCH-Information,
id-PCCPCH-Information-Cell-ReconfRqstTDD,
id-PCCPCH-Information-Cell-SetupRqstTDD,
id-PCH-Parameters-CTCH-ReconfRqstTDD,
id-PCH-Parameters-CTCH-SetupRsp,
id-PCH-ParametersItem-CTCH-ReconfRqstFDD,
id-PCH-ParametersItem-CTCH-SetupRqstFDD,
id-PCH-ParametersItem-CTCH-SetupRqstTDD,
id-PCH-Information,
id-PCPCH-Information,
id-PICH-ParametersItem-CTCH-ReconfRqstFDD,
id-PDSCH-Information-AddListIE-PSCH-ReconfRqst,
id-PDSCH-Information-Cell-SetupRqstFDD,
id-PDSCH-Information-Cell-ReconfRqstFDD,
id-PDSCH-Information-ModifyListIE-PSCH-ReconfRqst,
id-PDSCHSets-AddList-PSCH-ReconfRqst,
id-PDSCHSets-DeleteList-PSCH-ReconfRqst,
id-PDSCHSets-ModifyList-PSCH-ReconfRqst,
id-PICH-Information,
id-PICH-Parameters-CTCH-ReconfRqstTDD,
id-PICH-ParametersItem-CTCH-SetupRqstTDD,
id-PowerAdjustmentType,
id-Power-Local-Cell-Group-InformationItem-AuditRsp,
id-Power-Local-Cell-Group-InformationItem-ResourceStatusInd,

id-Power-Local-Cell-Group-InformationItem2-ResourceStatusInd,
id-Power-Local-Cell-Group-InformationList-AuditRsp,
id-Power-Local-Cell-Group-InformationList-ResourceStatusInd,
id-Power-Local-Cell-Group-InformationList2-ResourceStatusInd,
id-Power-Local-Cell-Group-ID,
id-PRACH-Information,
id-PRACHConstant,
id-PRACH-ParametersItem-CTCH-SetupRqstTDD,
id-PRACH-ParametersListIE-CTCH-ReconfRqstFDD,
id-PrimaryCCPCH-Information-Cell-ReconfRqstFDD,
id-PrimaryCCPCH-Information-Cell-SetupRqstFDD,
id-PrimaryCPICH-Information-Cell-ReconfRqstFDD,
id-PrimaryCPICH-Information-Cell-SetupRqstFDD,
id-PrimarySCH-Information-Cell-ReconfRqstFDD,
id-PrimarySCH-Information-Cell-SetupRqstFDD,
id-PrimaryScramblingCode,
id-SCH-Information-Cell-ReconfRqstTDD,
id-SCH-Information-Cell-SetupRqstTDD,
id-PUSCH-Information-AddListIE-PSCH-ReconfRqst,
id-PUSCH-Information-ModifyListIE-PSCH-ReconfRqst,
id-PUSCHConstant,
id-PUSCHSets-AddList-PSCH-ReconfRqst,
id-PUSCHSets-DeleteList-PSCH-ReconfRqst,
id-PUSCHSets-ModifyList-PSCH-ReconfRqst,
id-RACH-Information,
id-RACH-Parameters-CTCH-SetupRsp,
id-RACH-ParametersItem-CTCH-SetupRqstFDD,
id-RACH-ParameterItem-CTCH-SetupRqstTDD,
id-ReferenceClockAvailability,
id-ReferenceSFNoffset,
id-ReportCharacteristics,
id-Reporting-Object-RL-FailureInd,
id-Reporting-Object-RL-RestoreInd,
id-ResetIndicator,
id-RL-InformationItem-DM-Rprt,
id-RL-InformationItem-DM-Rqst,
id-RL-InformationItem-DM-Rsp,
id-RL-InformationItem-RL-AdditionRqstFDD,
id-RL-informationItem-RL-DeletionRqst,
id-RL-InformationItem-RL-FailureInd,
id-RL-InformationItem-RL-PreemptRequiredInd,
id-RL-InformationItem-RL-ReconfPrepFDD,
id-RL-InformationItem-RL-ReconfRqstFDD,
id-RL-InformationItem-RL-RestoreInd,
id-RL-InformationItem-RL-SetupRqstFDD,
id-RL-InformationList-RL-AdditionRqstFDD,
id-RL-informationList-RL-DeletionRqst,
id-RL-InformationList-RL-PreemptRequiredInd,
id-RL-InformationList-RL-ReconfPrepFDD,
id-RL-InformationList-RL-ReconfRqstFDD,
id-RL-InformationList-RL-SetupRqstFDD,
id-RL-InformationResponseItem-RL-AdditionRspFDD,
id-RL-InformationResponseItem-RL-ReconfReady,
id-RL-InformationResponseItem-RL-ReconfRsp,

id-RL-InformationResponseItem-RL-SetupRspFDD,
id-RL-InformationResponseList-RL-AdditionRspFDD,
id-RL-InformationResponseList-RL-ReconfReady,
id-RL-InformationResponseList-RL-ReconfRsp,
id-RL-InformationResponseList-RL-SetupRspFDD,
id-RL-InformationResponse-RL-AdditionRspTDD,
id-RL-InformationResponse-RL-SetupRspTDD,
id-RL-Information-RL-AdditionRqstTDD,
id-RL-Information-RL-ReconfRqstTDD,
id-RL-Information-RL-ReconfPrepTDD,
id-RL-Information-RL-SetupRqstTDD,
id-RL-ReconfigurationFailureItem-RL-ReconfFailure,
id-RL-Set-InformationItem-DM-Rprt,
id-RL-Set-InformationItem-DM-Rsp,
id-RL-Set-InformationItem-RL-FailureInd,
id-RL-Set-InformationItem-RL-RestoreInd,
id-RL-Specific-DCH-Info,
id-S-CCPCH-Information,
id-S-CPICH-Information,
id-SCH-Information,
id-S-SCH-Information,
id-Secondary-CCPCHListIE-CTCH-ReconfRqstTDD,
id-Secondary-CCPCH-parameterListIE-CTCH-SetupRqstTDD,
id-Secondary-CCPCH-Parameters-CTCH-ReconfRqstTDD,
id-SecondaryCPICH-InformationItem-Cell-ReconfRqstFDD,
id-SecondaryCPICH-InformationItem-Cell-SetupRqstFDD,
id-SecondaryCPICH-InformationList-Cell-ReconfRqstFDD,
id-SecondaryCPICH-InformationList-Cell-SetupRqstFDD,
id-SecondarySCH-Information-Cell-ReconfRqstFDD,
id-SecondarySCH-Information-Cell-SetupRqstFDD,
id-SegmentInformationListIE-SystemInfoUpdate,
id-SFN,
id-SFNReportingIndicator,
id-ShutdownTimer,
id-SignallingBearerRequestIndicator,
id-SSDT-CellIDforEDSCHPC,
id-Start-Of-Audit-Sequence-Indicator,
id-Successful-RL-InformationRespItem-RL-AdditionFailureFDD,
id-Successful-RL-InformationRespItem-RL-SetupFailureFDD,
id-Synchronisation-Configuration-Cell-ReconfRqst,
id-Synchronisation-Configuration-Cell-SetupRqst,
id-SyncCase,
id-SyncCaseIndicatorItem-Cell-SetupRqstTDD-PSCH,
id-SyncFrameNumber,
id-SynchronisationReportType,
id-SynchronisationReportCharacteristics,
id-SyncReportType-CellSyncReprtTDD,
id-T-Cell,
id-TargetCommunicationControlPortID,
id-TFCI2-Bearer-Information-RL-SetupRqstFDD,
id-TFCI2-BearerInformationResponse,
id-TFCI2BearerRequestIndicator,
id-TFCI2-BearerSpecificInformation-RL-ReconfPrepFDD,
id-Transmission-Gap-Pattern-Sequence-Information,

id-TimeSlotConfigurationList-Cell-ReconfRqstTDD,
id-TimeSlotConfigurationList-Cell-SetupRqstTDD,
id-timeslotInfo-CellSyncInitiationRqstTDD,
id-TimeslotISCPInfo,
id-TimingAdvanceApplied,
id-TransmissionDiversityApplied,
id-transportlayeraddress,
id-UARFCNforNt,
id-UARFCNforNd,
id-UARFCNforNu,
id-UL-CCTrCH-InformationAddList-RL-ReconfPrepTDD,
id-UL-CCTrCH-InformationDeleteItem-RL-ReconfRqstTDD,
id-UL-CCTrCH-InformationDeleteList-RL-ReconfPrepTDD,
id-UL-CCTrCH-InformationDeleteList-RL-ReconfRqstTDD,
id-UL-CCTrCH-InformationItem-RL-SetupRqstTDD,
id-UL-CCTrCH-InformationList-RL-AdditionRqstTDD,
id-UL-CCTrCH-InformationList-RL-SetupRqstTDD,
id-UL-CCTrCH-InformationModifyItem-RL-ReconfRqstTDD,
id-UL-CCTrCH-InformationModifyList-RL-ReconfPrepTDD,
id-UL-CCTrCH-InformationModifyList-RL-ReconfRqstTDD,
id-UL-DPCH-InformationAddListIE-RL-ReconfPrepTDD,
id-UL-DPCH-InformationItem-RL-AdditionRqstTDD,
id-UL-DPCH-InformationList-RL-SetupRqstTDD,
id-UL-DPCH-InformationModify-AddListIE-RL-ReconfPrepTDD,
id-UL-DPCH-InformationModify-DeleteListIE-RL-ReconfPrepTDD,
id-UL-DPCH-InformationModify-ModifyListIE-RL-ReconfPrepTDD,
id-UL-DPCH-Information-RL-ReconfPrepFDD,
id-UL-DPCH-Information-RL-ReconfRqstFDD,
id-UL-DPCH-Information-RL-SetupRqstFDD,
id-Unsuccessful-cell-InformationRespItem-SyncAdjustmntFailureTDD,
id-Unsuccessful-PDSCHSetItem-PSCH-ReconfFailureTDD,
id-Unsuccessful-PUSCHSetItem-PSCH-ReconfFailureTDD,
id-Unsuccessful-RL-InformationRespItem-RL-AdditionFailureFDD,
id-Unsuccessful-RL-InformationRespItem-RL-SetupFailureFDD,
id-Unsuccessful-RL-InformationResp-RL-AdditionFailureTDD,
id-Unsuccessful-RL-InformationResp-RL-SetupFailureTDD,
id-USCH-Information-Add,
id-USCH-Information-DeleteList-RL-ReconfPrepTDD,
id-USCH-Information-ModifyList-RL-ReconfPrepTDD,
id-USCH-InformationResponse,
id-USCH-Information,
id-USCH-RearrangeList-Bearer-RearrangeInd,
id-DL-DPCH-LCR-Information-RL-SetupRqstTDD,
id-DL-DPCH-LCR-InformationList-RL-SetupRqstTDD,
id-DwPCH-LCR-Information,
id-DwPCH-LCR-Information-AuditRsp,
id-DwPCH-LCR-InformationList-AuditRsp,
id-DwPCH-LCR-Information-Cell-SetupRqstTDD,
id-DwPCH-LCR-Information-Cell-ReconfRqstTDD,
id-DwPCH-LCR-Information-ResourceStatusInd,
id-maxFACH-Power-LCR-CTCH-SetupRqstTDD,
id-maxFACH-Power-LCR-CTCH-ReconfRqstTDD,
id-FPACH-LCR-Information,
id-FPACH-LCR-Information-AuditRsp,

id-FPACH-LCR-InformationList-AuditRsp,
id-FPACH-LCR-InformationList-ResourceStatusInd,
id-FPACH-LCR-Parameters-CTCH-SetupRqstTDD,
id-FPACH-LCR-ParametersItem-CTCH-SetupRqstTDD,
id-FPACH-LCR-Parameters-CTCH-ReconfRqstTDD,
id-PCCPCH-LCR-Information-Cell-SetupRqstTDD,
id-PCH-Power-LCR-CTCH-SetupRqstTDD,
id-PCH-Power-LCR-CTCH-ReconfRqstTDD,
id-PICH-LCR-Parameters-CTCH-SetupRqstTDD,
id-PICH-LCR-ParametersItem-CTCH-SetupRqstTDD,
id-PRACH-LCR-ParametersList-CTCH-SetupRqstTDD,
id-PRACH-LCR-ParametersListIE-CTCH-SetupRqstTDD,
id-RL-InformationResponse-LCR-RL-SetupRspTDD,
id-Secondary-CCPCH-LCR-parameterListIE-CTCH-SetupRqstTDD,
id-Secondary-CCPCH-LCR-parameterList-CTCH-SetupRqstTDD,
id-TimeSlot,
id-TimeSlotConfigurationList-LCR-Cell-ReconfRqstTDD,
id-TimeSlotConfigurationList-LCR-Cell-SetupRqstTDD,
id-TimeslotISCP-LCR-InfoList-RL-SetupRqstTDD,
id-TimeSlotLCR-CM-Rqst,
id-UL-DPCH-LCR-Information-RL-SetupRqstTDD,
id-UL-DPCH-LCR-InformationList-RL-SetupRqstTDD,
id-DL-DPCH-InformationItem-LCR-RL-AdditionRqstTDD,
id-UL-DPCH-InformationItem-LCR-RL-AdditionRqstTDD,
id-TimeslotISCP-InformationList-LCR-RL-AdditionRqstTDD,
id-DL-DPCH-LCR-InformationAddList-RL-ReconfPrepTDD,
id-DL-DPCH-LCR-InformationAddListIE-RL-ReconfPrepTDD,
id-DL-DPCH-LCR-InformationModify-AddList-RL-ReconfPrepTDD,
id-DL-DPCH-LCR-InformationModify-AddListIE-RL-ReconfPrepTDD,
id-DL-Timeslot-LCR-InformationModify-ModifyList-RL-ReconfPrepTDD,
id-TimeslotISCPInfoList-LCR-DL-PC-RqstTDD,
id-UL-DPCH-LCR-InformationAddListIE-RL-ReconfPrepTDD,
id-UL-DPCH-LCR-InformationModify-AddList,
id-UL-DPCH-LCR-InformationModify-AddListIE-RL-ReconfPrepTDD,
id-UL-TimeslotLCR-Information-RL-ReconfPrepTDD,
id-UL-SIRTarget,
id-PDSCH-AddInformation-LCR-PSCH-ReconfRqst,
id-PDSCH-AddInformation-LCR-AddListIE-PSCH-ReconfRqst,
id-PDSCH-ModifyInformation-LCR-PSCH-ReconfRqst,
id-PDSCH-ModifyInformation-LCR-ModifyListIE-PSCH-ReconfRqst,
id-PUSCH-AddInformation-LCR-PSCH-ReconfRqst,
id-PUSCH-AddInformation-LCR-AddListIE-PSCH-ReconfRqst,
id-PUSCH-ModifyInformation-LCR-PSCH-ReconfRqst,
id-PUSCH-ModifyInformation-LCR-ModifyListIE-PSCH-ReconfRqst,
id-PUSCH-Info-DM-Rqst,
id-PUSCH-Info-DM-Rsp,
id-PUSCH-Info-DM-Rprt,
id-RL-InformationResponse-LCR-RL-AdditionRspTDD,
id-IPDLParameter-Information-LCR-Cell-SetupRqstTDD,
id-IPDLParameter-Information-LCR-Cell-ReconfRqstTDD,
id-HS-PDSCH-HS-SCCH-MaxPower-PSCH-ReconfRqst,
id-HS-PDSCH-HS-SCCH-ScramblingCode-PSCH-ReconfRqst,
id-HS-PDSCH-FDD-Code-Information-PSCH-ReconfRqst,
id-HS-SCCH-FDD-Code-Information-PSCH-ReconfRqst,

id-HS-PDSCH-TDD-Information-PSCH-ReconfRqst,
id-Add-To-HS-SCCH-Resource-Pool-PSCH-ReconfRqst,
id-Modify-HS-SCCH-Resource-Pool-PSCH-ReconfRqst,
id-Delete-From-HS-SCCH-Resource-Pool-PSCH-ReconfRqst,
id-neighbouringTDDCellMeasurementInformationLCR,
id-SYNCDlCodeId-TransInitLCR-CellSyncInitiationRqstTDD,
id-SYNCDlCodeId-MeasureInitLCR-CellSyncInitiationRqstTDD,
id-SYNCDlCodeIdTransReconfInfoLCR-CellSyncReconfRqstTDD,
id-SYNCDlCodeIdMeasReconfigurationLCR-CellSyncReconfRqstTDD,
id-SYNCDlCodeIdMeasInfoList-CellSyncReconfRqstTDD,
id-SyncDLCodeIdsMeasInfoList-CellSyncReprtTDD,
id-SyncDLCodeIdThreInfoLCR,
id-NSubCyclesPerCyclePeriod-CellSyncReconfRqstTDD,
id-DwPCH-Power,
id-Angle-Of-Arrival-Value-LCR,
id-HSDSCH-FDD-Information,
id-HSDSCH-FDD-Information-Response,
id-HSDSCH-FDD-Information-to-Add,
id-HSDSCH-FDD-Information-to-Delete,
id-HSDSCH-Information-to-Modify,
id-HSDSCH-RNTI,
id-HSDSCH-TDD-Information,
id-HSDSCH-TDD-Information-Response,
id-HSDSCH-TDD-Information-Response-LCR,
id-HSDSCH-TDD-Information-to-Add,
id-HSDSCH-TDD-Information-to-Delete,
id-HSPDSCH-RL-ID,
id-PrimCCPCH-RSCP-DL-PC-RqstTDD,

maxNrOfCCTrCHs,
maxNrOfCellSyncBursts,
maxNrOfCodes,
maxNrOfCPCHs,
maxNrOfDCHs,
maxNrOfDLTSSs,
maxNrOfDLTSLCRs,
maxNrOfDPCHs,
maxNrOfDSCHs,
maxNrOfFACHs,
maxNrOfRLs,
maxNrOfRLs-1,
maxNrOfRLs-2,
maxNrOfRLSets,
maxNrOfPCPCHs,
maxNrOfPDSCHs,
maxNrOfPUSCHs,
maxNrOfPRACHLCRs,
maxNrOfPDSCHSets,
maxNrOfPUSCHSets,
maxNrOfReceptsPerSyncFrame,
maxNrOfSCCPCHs,
maxNrOfSCCPCHLCRs,
maxNrOfULTSSs,
maxNrOfULTSLCRs,

```

maxNrOfUSCHs,
maxAPSigNum,
maxCPCHCell,
maxFACHCell,
maxFPACHCell,
maxNoofLen,
maxRACHCell,
maxPCPCHCell,
maxPRACHCell,
maxSCCPCHCell,
maxSCPICHCell,
maxCellinNodeB,
maxCCPinNodeB,
maxCommunicationContext,
maxLocalCellinNodeB,
maxNrOfSlotFormatsPRACH,
maxNrOfCellSyncBursts,
maxNrOfReceptsPerSyncFrame,
maxIB,
maxIBSEG,
maxNrOfHSSCCHs,
maxNoOfSyncFramesLCR,
maxNrOfreceptionsperSyncFrameLCR,
maxNrOfMACdFlows
FROM NBAP-Constants;

-- *****
--
-- COMMON TRANSPORT CHANNEL SETUP REQUEST FDD
--
-- *****

CommonTransportChannelSetupRequestFDD ::= SEQUENCE {
    protocolIEs          ProtocolIE-Container    {{CommonTransportChannelSetupRequestFDD-IEs}},
    protocolExtensions  ProtocolExtensionContainer {{CommonTransportChannelSetupRequestFDD-Extensions}} OPTIONAL,
    ...
}

CommonTransportChannelSetupRequestFDD-Extensions NBAP-PROTOCOL-EXTENSION ::= {
    ...
}

CommonTransportChannelSetupRequestFDD-IEs NBAP-PROTOCOL-IES ::= {
    { ID      id-C-ID          CRITICALITY  reject      TYPE      C-ID
      PRESENCE  mandatory    }|
    { ID      id-ConfigurationGenerationID  CRITICALITY  reject      TYPE      ConfigurationGenerationID
      PRESENCE  mandatory    }|
    { ID      id-CommonPhysicalChannelType-CTCH-SetupRqstFDD  CRITICALITY  ignore     TYPE      CommonPhysicalChannelType-CTCH-
SetupRqstFDD      PRESENCE  mandatory    },
    ...
}

CommonPhysicalChannelType-CTCH-SetupRqstFDD ::= CHOICE {
    secondary-CCPCH-parameters      Secondary-CCPCH-CTCH-SetupRqstFDD,

```

```

    pRACH-parameters          PRACH-CTCH-SetupRqstFDD,
    pCPCHes-parameters        PCPCH-CTCH-SetupRqstFDD,
    ...
}

Secondary-CCPCH-CTCH-SetupRqstFDD ::= SEQUENCE {
    commonPhysicalChannelID    CommonPhysicalChannelID,
    fdd-S-CCPCH-Offset         FDD-S-CCPCH-Offset,
    dl-ScramblingCode          DL-ScramblingCode OPTIONAL,
    -- This IE shall be present if the PCH parameters IE is not present
    fdd-DL-ChannelisationCodeNumber FDD-DL-ChannelisationCodeNumber,
    tFCS                       TFCS,
    secondary-CCPCH-SlotFormat SecondaryCCPCH-SlotFormat,
    tFCI-Presence              TFCI-Presence OPTIONAL,
    -- This IE shall be present if the Secondary CCPCH Slot Format is set to any of the values from 8 to 17
    multiplexingPosition       MultiplexingPosition,
    powerOffsetInformation      PowerOffsetInformation-CTCH-SetupRqstFDD,
    sTTD-Indicator             STTD-Indicator,
    fACH-ParametersList-CTCH-SetupRqstFDD OPTIONAL,
    pCH-Parameters             PCH-Parameters-CTCH-SetupRqstFDD OPTIONAL,
    iE-Extensions              ProtocolExtensionContainer { { Secondary-CCPCHItem-CTCH-SetupRqstFDD-ExtIEs } } OPTIONAL,
    ...
}

Secondary-CCPCHItem-CTCH-SetupRqstFDD-ExtIEs NBAP-PROTOCOL-EXTENSION ::= {
    ...
}

PowerOffsetInformation-CTCH-SetupRqstFDD ::= SEQUENCE {
    p01-ForTFCl-Bits          PowerOffset,
    p03-ForPilotBits          PowerOffset,
    iE-Extensions             ProtocolExtensionContainer { { PowerOffsetInformation-CTCH-SetupRqstFDD-ExtIEs } } OPTIONAL,
    ...
}

PowerOffsetInformation-CTCH-SetupRqstFDD-ExtIEs NBAP-PROTOCOL-EXTENSION ::= {
    ...
}

FACH-ParametersList-CTCH-SetupRqstFDD ::= ProtocolIE-Single-Container {{ FACH-ParametersListIEs-CTCH-SetupRqstFDD }}

FACH-ParametersListIEs-CTCH-SetupRqstFDD NBAP-PROTOCOL-IES ::= {
    { ID id-FACH-ParametersListIE-CTCH-SetupRqstFDD CRITICALITY reject TYPE FACH-ParametersListIE-CTCH-SetupRqstFDD PRESENCE mandatory }
}

FACH-ParametersListIE-CTCH-SetupRqstFDD ::= SEQUENCE (SIZE (1..maxNrOfFACHs)) OF FACH-ParametersItem-CTCH-SetupRqstFDD

FACH-ParametersItem-CTCH-SetupRqstFDD ::= SEQUENCE {
    commonTransportChannelID    CommonTransportChannelID,
    transportFormatSet          TransportFormatSet,
    toAWS                       ToAWS,
    toAWE                       ToAWE,
    maxFACH-Power              DL-Power,
    iE-Extensions              ProtocolExtensionContainer { { FACH-ParametersItem-CTCH-SetupRqstFDD-ExtIEs } } OPTIONAL,

```



```

}
...
}
FACH-ParametersItem-CTCH-SetupRqstFDD-ExtIEs NBAP-PROTOCOL-EXTENSION ::= {
{ ID id-bindingID CRITICALITY ignore EXTENSION BindingID PRESENCE optional }|
{ ID id-transportlayeraddress CRITICALITY ignore EXTENSION TransportLayerAddress PRESENCE optional },
...
}
PCH-Parameters-CTCH-SetupRqstFDD ::= ProtocolIE-Single-Container {{ PCH-ParametersIE-CTCH-SetupRqstFDD }}
PCH-ParametersIE-CTCH-SetupRqstFDD NBAP-PROTOCOL-IES ::= {
{ ID id-PCH-ParametersItem-CTCH-SetupRqstFDD CRITICALITY reject TYPE PCH-ParametersItem-CTCH-SetupRqstFDD PRESENCE mandatory }
}
PCH-ParametersItem-CTCH-SetupRqstFDD ::= SEQUENCE {
commonTransportChannelID CommonTransportChannelID,
transportFormatSet TransportFormatSet,
toAWS ToAWS,
toAWE ToAWE,
pCH-Power DL-Power,
pICH-Parameters PICH-Parameters-CTCH-SetupRqstFDD,
iE-Extensions ProtocolExtensionContainer { { PCH-ParametersItem-CTCH-SetupRqstFDD-ExtIEs} } OPTIONAL,
...
}
PCH-ParametersItem-CTCH-SetupRqstFDD-ExtIEs NBAP-PROTOCOL-EXTENSION ::= {
{ ID id-bindingID CRITICALITY ignore EXTENSION BindingID PRESENCE optional }|
{ ID id-transportlayeraddress CRITICALITY ignore EXTENSION TransportLayerAddress PRESENCE optional },
...
}
PICH-Parameters-CTCH-SetupRqstFDD ::= SEQUENCE {
commonPhysicalChannelID CommonPhysicalChannelID,
fdd-dl-ChannelisationCodeNumber FDD-DL-ChannelisationCodeNumber,
pICH-Power PICH-Power,
pICH-Mode PICH-Mode,
sTTD-Indicator STTD-Indicator,
iE-Extensions ProtocolExtensionContainer { { PICH-Parameters-CTCH-SetupRqstFDD-ExtIEs} } OPTIONAL,
...
}
PICH-Parameters-CTCH-SetupRqstFDD-ExtIEs NBAP-PROTOCOL-EXTENSION ::= {
...
}
PRACH-CTCH-SetupRqstFDD ::= SEQUENCE {
commonPhysicalChannelID CommonPhysicalChannelID,
scramblingCodeNumber ScramblingCodeNumber,
tFCS TFCS,
preambleSignatures PreambleSignatures,
allowedSlotFormatInformation AllowedSlotFormatInformationList-CTCH-SetupRqstFDD,
rach-SubChannelNumbers RACH-SubChannelNumbers,
ul-punctureLimit PunctureLimit,

```

```

    preambleThreshold          PreambleThreshold,
    rACH-Parameters            RACH-Parameters-CTCH-SetupRqstFDD,
    aICH-Parameters            AICH-Parameters-CTCH-SetupRqstFDD,
    iE-Extensions              ProtocolExtensionContainer { { PRACHItem-CTCH-SetupRqstFDD-ExtIEs} }    OPTIONAL,
    ...
}

PRACHItem-CTCH-SetupRqstFDD-ExtIEs NBAP-PROTOCOL-EXTENSION ::= {
    ...
}

AllowedSlotFormatInformationList-CTCH-SetupRqstFDD ::= SEQUENCE (SIZE (1.. maxNrOfSlotFormatsPRACH)) OF AllowedSlotFormatInformationItem-CTCH-SetupRqstFDD

AllowedSlotFormatInformationItem-CTCH-SetupRqstFDD ::= SEQUENCE {
    rACHSlotFormat              RACH-SlotFormat,
    iE-Extensions              ProtocolExtensionContainer { { AllowedSlotFormatInformationItem-CTCH-SetupRqstFDD-ExtIEs} }
    OPTIONAL,
    ...
}

AllowedSlotFormatInformationItem-CTCH-SetupRqstFDD-ExtIEs NBAP-PROTOCOL-EXTENSION ::= {
    ...
}

RACH-Parameters-CTCH-SetupRqstFDD ::= ProtocolIE-Single-Container { { RACH-ParametersIE-CTCH-SetupRqstFDD } }

RACH-ParametersIE-CTCH-SetupRqstFDD NBAP-PROTOCOL-IES ::= {
    { ID id-RACH-ParametersItem-CTCH-SetupRqstFDD    CRITICALITY reject    TYPE RACH-ParametersItem-CTCH-SetupRqstFDD    PRESENCE mandatory }
}

RACH-ParametersItem-CTCH-SetupRqstFDD ::= SEQUENCE {
    commonTransportChannelID    CommonTransportChannelID,
    transportFormatSet          TransportFormatSet,
    iE-Extensions              ProtocolExtensionContainer { { RACH-ParametersItem-CTCH-SetupRqstFDD-ExtIEs} }    OPTIONAL,
    ...
}

RACH-ParametersItem-CTCH-SetupRqstFDD-ExtIEs NBAP-PROTOCOL-EXTENSION ::= {
    { ID id-bindingID          CRITICALITY ignore    EXTENSION BindingID          PRESENCE optional } |
    { ID id-transportlayeraddress    CRITICALITY ignore    EXTENSION TransportLayerAddress    PRESENCE optional },
    ...
}

AICH-Parameters-CTCH-SetupRqstFDD ::= SEQUENCE {
    commonPhysicalChannelID    CommonPhysicalChannelID,
    aICH-TransmissionTiming    AICH-TransmissionTiming,
    fdd-dl-ChannelisationCodeNumber    FDD-DL-ChannelisationCodeNumber,
    aICH-Power                  AICH-Power,
    sTTD-Indicator              STTD-Indicator,
    iE-Extensions              ProtocolExtensionContainer { { AICH-Parameters-CTCH-SetupRqstFDD-ExtIEs} }    OPTIONAL,
    ...
}

```

```

AICH-Parameters-CTCH-SetupRqstFDD-ExtIEs NBAP-PROTOCOL-EXTENSION ::= {
    ...
}

PCPCH-CTCH-SetupRqstFDD ::= SEQUENCE {
    cPCH-Parameters          CPCH-Parameters-CTCH-SetupRqstFDD,
    iE-Extensions            ProtocolExtensionContainer { { PCPCHItem-CTCH-SetupRqstFDD-ExtIEs } } OPTIONAL,
    ...
}

PCPCHItem-CTCH-SetupRqstFDD-ExtIEs NBAP-PROTOCOL-EXTENSION ::= {
    ...
}

CPCH-Parameters-CTCH-SetupRqstFDD ::= SEQUENCE {
    commonTransportChannelID      CommonTransportChannelID,
    transportFormatSet            TransportFormatSet,
    aPPreambleScramblingCode      CPCHScramblingCodeNumber,
    cDPreambleScramblingCode      CPCHScramblingCodeNumber,
    tFCS                          TFCS,
    cDSignatures                  PreambleSignatures          OPTIONAL,
    cDSubChannelNumbers           CDSUBChannelNumbers       OPTIONAL,
    punctureLimit                 PunctureLimit,
    cPCH-UL-DPCCH-SlotFormat      CPCH-UL-DPCCH-SlotFormat,
    uL-SIR                        UL-SIR,
    initialDL-transmissionPower    DL-Power,
    maximumDLPower                DL-Power,
    minimumDLPower                DL-Power,
    pO2-ForTPC-Bits               PowerOffset,
    fDD-TPC-DownlinkStepSize      FDD-TPC-DownlinkStepSize,
    nStartMessage                 NStartMessage,
    nEOT                           NEOT,
    channel-Assignment-Indication  Channel-Assignment-Indication,
    cPCH-Allowed-Total-Rate        CPCH-Allowed-Total-Rate,
    pCPCHChannelInformationList    PCPCHChannelInformationList-CTCH-SetupRqstFDD,
    vCAMMapping-Information        VCAMMapping-InformationList-CTCH-SetupRqstFDD OPTIONAL,
    -- this IE shall be present if the Channel Assignment Indication is set to "CA Active" --
    aP-AICH-Parameters            AP-AICH-Parameters-CTCH-SetupRqstFDD,
    cDCA-ICH-Parameters           CDCA-ICH-Parameters-CTCH-SetupRqstFDD,
    iE-Extensions                 ProtocolExtensionContainer { { CPCH-Parameters-CTCH-SetupRqstFDD-ExtIEs } } OPTIONAL,
    ...
}

CPCH-Parameters-CTCH-SetupRqstFDD-ExtIEs NBAP-PROTOCOL-EXTENSION ::= {
    { ID      id-bindingID          CRITICALITY ignore      EXTENSION BindingID          PRESENCE optional }|
    { ID      id-transportlayeraddress  CRITICALITY ignore      EXTENSION TransportLayerAddress  PRESENCE optional },
    ...
}

PCPCHChannelInformationList-CTCH-SetupRqstFDD ::= SEQUENCE (SIZE (1..maxNrOfPCPCHs)) OF PCPCHChannelInformationItem-CTCH-SetupRqstFDD

PCPCHChannelInformationItem-CTCH-SetupRqstFDD ::= SEQUENCE {
    commonPhysicalChannelID      CommonPhysicalChannelID,
    cPCHScramblingCodeNumber      CPCHScramblingCodeNumber,

```

```

    dL-ScramblingCode          DL-ScramblingCode,
    fdd-dl-ChannelisationCodeNumber FDD-DL-ChannelisationCodeNumber,
    pCP-Length                 PCP-Length,
    uCSM-Information           UCSM-Information-CTCH-SetupRqstFDD      OPTIONAL,
    -- this IE shall be present if the Channel Assignment Indication is equal to "CA Inactive" --
    iE-Extensions              ProtocolExtensionContainer { { PCPCHChannelInformationItem-CTCH-SetupRqstFDD-ExtIEs } }  OPTIONAL,
    ...
}

PCPCHChannelInformationItem-CTCH-SetupRqstFDD-ExtIEs NBAP-PROTOCOL-EXTENSION ::= {
    ...
}

UCSM-Information-CTCH-SetupRqstFDD ::= SEQUENCE {
    minUL-ChannelisationCodeLength  MinUL-ChannelisationCodeLength,
    nFmax                            NFmax,
    channelRequestParameters         ChannelRequestParametersList-CTCH-SetupRqstFDD      OPTIONAL,
    iE-Extensions                    ProtocolExtensionContainer { { UCSM-InformationItem-CTCH-SetupRqstFDD-ExtIEs } }  OPTIONAL,
    ...
}

UCSM-InformationItem-CTCH-SetupRqstFDD-ExtIEs NBAP-PROTOCOL-EXTENSION ::= {
    ...
}

ChannelRequestParametersList-CTCH-SetupRqstFDD ::= SEQUENCE (SIZE (1..maxAPSigNum)) OF ChannelRequestParametersItem-CTCH-SetupRqstFDD

ChannelRequestParametersItem-CTCH-SetupRqstFDD ::= SEQUENCE {
    aPPreambleSignature             APreambleSignature,
    aPSubChannelNumber              ASubChannelNumber      OPTIONAL,
    iE-Extensions                    ProtocolExtensionContainer { { ChannelRequestParametersItem-CTCH-SetupRqstFDD-ExtIEs } }  OPTIONAL,
    ...
}

ChannelRequestParametersItem-CTCH-SetupRqstFDD-ExtIEs NBAP-PROTOCOL-EXTENSION ::= {
    ...
}

VCAMMapping-InformationList-CTCH-SetupRqstFDD ::= SEQUENCE (SIZE (1..maxNoofLen)) OF VCAMMapping-InformationItem-CTCH-SetupRqstFDD

VCAMMapping-InformationItem-CTCH-SetupRqstFDD ::= SEQUENCE {
    minUL-ChannelisationCodeLength  MinUL-ChannelisationCodeLength,
    nFmax                            NFmax,
    max-Number-of-PCPCHes           Max-Number-of-PCPCHes,
    sFRequestParameters             SFRequestParametersList-CTCH-SetupRqstFDD,
    iE-Extensions                    ProtocolExtensionContainer { { VCAMMapping-InformationItem-CTCH-SetupRqstFDD-ExtIEs } }  OPTIONAL,
    ...
}

VCAMMapping-InformationItem-CTCH-SetupRqstFDD-ExtIEs NBAP-PROTOCOL-EXTENSION ::= {
    ...
}

SFRequestParametersList-CTCH-SetupRqstFDD ::= SEQUENCE (SIZE (1..maxAPSigNum)) OF SFRequestParametersItem-CTCH-SetupRqstFDD

```

```

SFRequestParametersItem-CTCH-SetupRqstFDD ::= SEQUENCE {
    aPPreambleSignature      APreambleSignature,
    aPSubChannelNumber       ASubChannelNumber      OPTIONAL,
    iE-Extensions            ProtocolExtensionContainer { { SFRequestParametersItem-CTCH-SetupRqstFDD-ExtIEs} }  OPTIONAL,
    ...
}

SFRequestParametersItem-CTCH-SetupRqstFDD-ExtIEs NBAP-PROTOCOL-EXTENSION ::= {
    ...
}

AP-AICH-Parameters-CTCH-SetupRqstFDD ::= SEQUENCE {
    commonPhysicalChannelID      CommonPhysicalChannelID,
    fdd-dl-ChannelisationCodeNumber  FDD-DL-ChannelisationCodeNumber,
    aP-AICH-Power                AICH-Power,
    cSICH-Power                  AICH-Power,
    sTTD-Indicator               STTD-Indicator,
    iE-Extensions                ProtocolExtensionContainer { { AP-AICH-Parameters-CTCH-SetupRqstFDD-ExtIEs} }  OPTIONAL,
    ...
}

AP-AICH-Parameters-CTCH-SetupRqstFDD-ExtIEs NBAP-PROTOCOL-EXTENSION ::= {
    ...
}

CDCA-ICH-Parameters-CTCH-SetupRqstFDD ::= SEQUENCE {
    commonPhysicalChannelID      CommonPhysicalChannelID,
    fdd-dl-ChannelisationCodeNumber  FDD-DL-ChannelisationCodeNumber,
    cDCA-ICH-Power               AICH-Power,
    sTTD-Indicator               STTD-Indicator,
    iE-Extensions                ProtocolExtensionContainer { { CDCA-ICH-Parameters-CTCH-SetupRqstFDD-ExtIEs} }  OPTIONAL,
    ...
}

CDCA-ICH-Parameters-CTCH-SetupRqstFDD-ExtIEs NBAP-PROTOCOL-EXTENSION ::= {
    ...
}

-- *****
--
-- COMMON TRANSPORT CHANNEL SETUP REQUEST TDD
--
-- *****

CommonTransportChannelSetupRequestTDD ::= SEQUENCE {
    protocolIEs                ProtocolIE-Container   {{CommonTransportChannelSetupRequestTDD-IEs}},
    protocolExtensions         ProtocolExtensionContainer {{CommonTransportChannelSetupRequestTDD-Extensions}}  OPTIONAL,
    ...
}

CommonTransportChannelSetupRequestTDD-IEs NBAP-PROTOCOL-IES ::= {
    { ID      id-C-ID
      PRESENCE  mandatory } |
      CRITICALITY reject      TYPE
      C-ID

```

```

    { ID id-ConfigurationGenerationID
      PRESENCE mandatory }|
  { ID id-CommonPhysicalChannelType-CTCH-SetupRqstTDD
    PRESENCE mandatory },
  ...
}

CommonTransportChannelSetupRequestTDD-Extensions NBAP-PROTOCOL-EXTENSION ::= {
  ...
}

CommonPhysicalChannelType-CTCH-SetupRqstTDD ::= CHOICE {
  secondary-CCPCH-parameters Secondary-CCPCH-CTCH-SetupRqstTDD,
  PRACH-parameters PRACH-CTCH-SetupRqstTDD,
  ...
}

Secondary-CCPCH-CTCH-SetupRqstTDD ::= SEQUENCE {
  sCCPCH-CCTrCH-ID CCTrCH-ID,
  tFCS TFCS,
  tFCI-Coding TFCI-Coding,
  punctureLimit PunctureLimit,
  secondaryCCPCH-parameterList Secondary-CCPCH-parameterList-CTCH-SetupRqstTDD,
  fACH-ParametersList FACH-ParametersList-CTCH-SetupRqstTDD OPTIONAL,
  pCH-Parameters PCH-Parameters-CTCH-SetupRqstTDD OPTIONAL,
  iE-Extensions ProtocolExtensionContainer {{Secondary-CCPCHItem-CTCH-SetupRqstTDD-ExtIEs}} OPTIONAL,
  ...
}

Secondary-CCPCHItem-CTCH-SetupRqstTDD-ExtIEs NBAP-PROTOCOL-EXTENSION ::= {
  { ID id-Secondary-CCPCH-LCR-parameterList-CTCH-SetupRqstTDD
    PRESENCE optional },
  ...
}

Secondary-CCPCH-parameterList-CTCH-SetupRqstTDD ::= ProtocolIE-Single-Container {{ Secondary-CCPCH-parameterListIEs-CTCH-SetupRqstTDD }}

Secondary-CCPCH-parameterListIEs-CTCH-SetupRqstTDD NBAP-PROTOCOL-IES ::= {
  { ID id-Secondary-CCPCH-parameterListIE-CTCH-SetupRqstTDD
    CRITICALITY reject TYPE Secondary-CCPCH-parameterListIE-CTCH-SetupRqstTDD PRESENCE
    mandatory } -- Mandatory for 3.84Mcps TDD only
}

Secondary-CCPCH-parameterListIE-CTCH-SetupRqstTDD ::= SEQUENCE (SIZE (1..maxNrOfSCCPCHs)) OF Secondary-CCPCH-parameterItem-CTCH-SetupRqstTDD

Secondary-CCPCH-parameterItem-CTCH-SetupRqstTDD ::= SEQUENCE {
  commonPhysicalChannelID CommonPhysicalChannelID,
  tdd-ChannelisationCode TDD-ChannelisationCode,
  timeslot TimeSlot,
  midambleShiftandBurstType MidambleShiftAndBurstType,
  tdd-PhysicalChannelOffset TDD-PhysicalChannelOffset,
  repetitionPeriod RepetitionPeriod,
  repetitionLength RepetitionLength,
  s-CCPCH-Power DL-Power,
}

```

```

    iE-Extensions                ProtocolExtensionContainer { { Secondary-CCPCH-parameterItem-CTCH-SetupRqstTDD-ExtIEs} }
    OPTIONAL,
    ...
}

Secondary-CCPCH-parameterItem-CTCH-SetupRqstTDD-ExtIEs NBAP-PROTOCOL-EXTENSION ::= {
    ...
}

FACH-ParametersList-CTCH-SetupRqstTDD ::= ProtocolIE-Single-Container {{ FACH-ParametersListIEs-CTCH-SetupRqstTDD }}

FACH-ParametersListIEs-CTCH-SetupRqstTDD NBAP-PROTOCOL-IES ::= {
    { ID id-FACH-ParametersListIE-CTCH-SetupRqstTDD    CRITICALITY reject    TYPE FACH-ParametersListIE-CTCH-SetupRqstTDD PRESENCE mandatory }
}

FACH-ParametersListIE-CTCH-SetupRqstTDD ::= SEQUENCE (SIZE (1..maxNrOfFACHs)) OF FACH-ParametersItem-CTCH-SetupRqstTDD

FACH-ParametersItem-CTCH-SetupRqstTDD ::= SEQUENCE {
    commonTransportChannelID      CommonTransportChannelID,
    fACH-CCTrCH-ID                CCTrCH-ID,
    dl-TransportFormatSet         TransportFormatSet,
    toAWS                          ToAWS,
    toAWE                          ToAWE,
    iE-Extensions                ProtocolExtensionContainer { { FACH-ParametersItem-CTCH-SetupRqstTDD-ExtIEs} }    OPTIONAL,
    ...
}

FACH-ParametersItem-CTCH-SetupRqstTDD-ExtIEs NBAP-PROTOCOL-EXTENSION ::= {
    { ID id-maxFACH-Power-LCR-CTCH-SetupRqstTDD          CRITICALITY reject    EXTENSION DL-Power          PRESENCE optional }|
    -- For 1.28Mcps TDD only
    { ID id-bindingID                                  CRITICALITY ignore    EXTENSION BindingID          PRESENCE optional }|
    { ID id-transportlayeraddress                       CRITICALITY ignore    EXTENSION TransportLayerAddress PRESENCE optional },
    ...
}

PCH-Parameters-CTCH-SetupRqstTDD ::= ProtocolIE-Single-Container {{ PCH-ParametersIE-CTCH-SetupRqstTDD }}

PCH-ParametersIE-CTCH-SetupRqstTDD NBAP-PROTOCOL-IES ::= {
    { ID id-PCH-ParametersItem-CTCH-SetupRqstTDD    CRITICALITY reject    TYPE PCH-ParametersItem-CTCH-SetupRqstTDD PRESENCE mandatory }
}

PCH-ParametersItem-CTCH-SetupRqstTDD ::= SEQUENCE {
    commonTransportChannelID      CommonTransportChannelID,
    pCH-CCTrCH-ID                CCTrCH-ID,
    dl-TransportFormatSet         TransportFormatSet,
    toAWS                          ToAWS,
    toAWE                          ToAWE,
    pICH-Parameters               PICH-Parameters-CTCH-SetupRqstTDD,
    iE-Extensions                ProtocolExtensionContainer { { PCH-ParametersItem-CTCH-SetupRqstTDD-ExtIEs} }    OPTIONAL,
    ...
}

PCH-ParametersItem-CTCH-SetupRqstTDD-ExtIEs NBAP-PROTOCOL-EXTENSION ::= {
    { ID id-PCH-Power-LCR-CTCH-SetupRqstTDD          CRITICALITY reject    EXTENSION DL-Power          PRESENCE optional }|

```

```

-- For 1.28Mcps TDD only
{ ID id-PICH-LCR-Parameters-CTCH-SetupRqstTDD CRITICALITY reject EXTENSION PICH-LCR-Parameters-CTCH-
SetupRqstTDD PRESENCE optional }| -- Mandatory for 1.28Mcps TDD only
{ ID id-bindingID CRITICALITY ignore EXTENSION BindingID PRESENCE optional }|
{ ID id-transportlayeraddress CRITICALITY ignore EXTENSION TransportLayerAddress PRESENCE optional },
...
}

PICH-Parameters-CTCH-SetupRqstTDD ::= ProtocolIE-Single-Container {{ PICH-ParametersIE-CTCH-SetupRqstTDD }}

PICH-ParametersIE-CTCH-SetupRqstTDD NBAP-PROTOCOL-IES ::= {
  { ID id-PICH-ParametersItem-CTCH-SetupRqstTDD CRITICALITY reject TYPE PICH-ParametersItem-CTCH-SetupRqstTDD PRESENCE optional }
} -- Mandatory for 3.84Mcps TDD only

PICH-ParametersItem-CTCH-SetupRqstTDD ::= SEQUENCE {
  commonPhysicalChannelID CommonPhysicalChannelID,
  tdd-ChannelisationCode TDD-ChannelisationCode,
  timeSlot TimeSlot,
  midambleShiftAndBurstType MidambleShiftAndBurstType,
  tdd-PhysicalChannelOffset TDD-PhysicalChannelOffset,
  repetitionPeriod RepetitionPeriod,
  repetitionLength RepetitionLength,
  pagingIndicatorLength PagingIndicatorLength,
  pICH-Power PICH-Power,
  iE-Extensions ProtocolExtensionContainer { { PICH-ParametersItem-CTCH-SetupRqstTDD-ExtIEs} } OPTIONAL,
  ...
}

PICH-ParametersItem-CTCH-SetupRqstTDD-ExtIEs NBAP-PROTOCOL-EXTENSION ::= {
  ...
}

PICH-LCR-Parameters-CTCH-SetupRqstTDD ::= ProtocolIE-Single-Container {{ PICH-LCR-ParametersIE-CTCH-SetupRqstTDD }}

PICH-LCR-ParametersIE-CTCH-SetupRqstTDD NBAP-PROTOCOL-IES ::= {
  { ID id-PICH-LCR-ParametersItem-CTCH-SetupRqstTDD CRITICALITY reject TYPE PICH-LCR-ParametersItem-CTCH-SetupRqstTDD PRESENCE mandatory }
} -- Mandatory for 1.28Mcps TDD

PICH-LCR-ParametersItem-CTCH-SetupRqstTDD ::= SEQUENCE {
  commonPhysicalChannelID CommonPhysicalChannelID,
  tdd-ChannelisationCodeLCR TDD-ChannelisationCodeLCR,
  timeSlotLCR TimeSlotLCR,
  midambleShiftLCR MidambleShiftLCR,
  tdd-PhysicalChannelOffset TDD-PhysicalChannelOffset,
  repetitionPeriod RepetitionPeriod,
  repetitionLength RepetitionLength,
  pagingIndicatorLength PagingIndicatorLength,
  pICH-Power PICH-Power,
  iE-Extensions ProtocolExtensionContainer { { PICH-LCR-ParametersItem-CTCH-SetupRqstTDD-ExtIEs} } OPTIONAL,
  ...
}

PICH-LCR-ParametersItem-CTCH-SetupRqstTDD-ExtIEs NBAP-PROTOCOL-EXTENSION ::= {
  ...
}

```



```

}

Secondary-CCPCH-LCR-parameterList-CTCH-SetupRqstTDD ::= ProtocolIE-Single-Container {{ Secondary-CCPCH-LCR-parameterListIEs-CTCH-SetupRqstTDD }}

Secondary-CCPCH-LCR-parameterListIEs-CTCH-SetupRqstTDD NBAP-PROTOCOL-IES ::= {
  { ID id-Secondary-CCPCH-LCR-parameterListIE-CTCH-SetupRqstTDD   CRITICALITY reject   TYPE Secondary-CCPCH-LCR-parameterListIE-CTCH-SetupRqstTDD
    PRESENCE optional } -- Mandatory for 1.28Mcps TDD only
}

Secondary-CCPCH-LCR-parameterListIE-CTCH-SetupRqstTDD ::= SEQUENCE (SIZE (1..maxNrOfSCCPCHLCRs)) OF Secondary-CCPCH-LCR-parameterItem-CTCH-SetupRqstTDD

Secondary-CCPCH-LCR-parameterItem-CTCH-SetupRqstTDD ::= SEQUENCE {
  commonPhysicalChannelID          CommonPhysicalChannelID,
  tdd-ChannelisationCodeLCR        TDD-ChannelisationCodeLCR,
  timeslotLCR                      TimeslotLCR,
  midambleShiftLCR                MidambleShiftLCR,
  tdd-PhysicalChannelOffset        TDD-PhysicalChannelOffset,
  repetitionPeriod                 RepetitionPeriod,
  repetitionLength                 RepetitionLength,
  s-CCPCH-Power                   DL-Power,
  iE-Extensions                    ProtocolExtensionContainer { { Secondary-CCPCH-LCR-parameterItem-CTCH-SetupRqstTDD-ExtIEs } }
  OPTIONAL,
  ...
}

Secondary-CCPCH-LCR-parameterItem-CTCH-SetupRqstTDD-ExtIEs NBAP-PROTOCOL-EXTENSION ::= {
  ...
}

PRACH-CTCH-SetupRqstTDD ::= SEQUENCE {
  pRACH-Parameters-CTCH-SetupRqstTDD  PRACH-Parameters-CTCH-SetupRqstTDD,
  iE-Extensions                        ProtocolExtensionContainer { { PRACH-CTCH-SetupRqstTDD-ExtIEs } }
  OPTIONAL,
  ...
}

PRACH-CTCH-SetupRqstTDD-ExtIEs NBAP-PROTOCOL-EXTENSION ::= {
  { ID id-PRACH-LCR-ParametersList-CTCH-SetupRqstTDD   CRITICALITY reject   EXTENSION   PRACH-LCR-ParametersList-CTCH-SetupRqstTDD
    PRESENCE optional }| -- Mandatory for 1.28Mcps TDD only
  { ID id-FPACH-LCR-Parameters-CTCH-SetupRqstTDD       CRITICALITY reject   EXTENSION   FPACH-LCR-Parameters-CTCH-SetupRqstTDD
    PRESENCE optional }, -- Mandatory for 1.28Mcps TDD only
  ...
}

PRACH-Parameters-CTCH-SetupRqstTDD ::= ProtocolIE-Single-Container {{ PRACH-ParametersIE-CTCH-SetupRqstTDD }}

PRACH-ParametersIE-CTCH-SetupRqstTDD NBAP-PROTOCOL-IES ::= {
  { ID id-PRACH-ParametersItem-CTCH-SetupRqstTDD   CRITICALITY reject   TYPE PRACH-ParametersItem-CTCH-SetupRqstTDD
    PRESENCE optional }
  -- Mandatory for 3.84Mcps TDD only
}

PRACH-ParametersItem-CTCH-SetupRqstTDD ::= SEQUENCE {
  commonPhysicalChannelID          CommonPhysicalChannelID,
  tFCS                             TFCS,
}

```

```

timeslot                TimeSlot,
tdd-ChannelisationCode  TDD-ChannelisationCode,
maxPRACH-MidambleShifts MaxPRACH-MidambleShifts,
pRACH-Midamble          PRACH-Midamble,
rACH                    RACH-Parameter-CTCH-SetupRqstTDD,
iE-Extensions          ProtocolExtensionContainer { { PRACH-ParametersItem-CTCH-SetupRqstTDD-ExtIEs} }    OPTIONAL,
...
}

PRACH-ParametersItem-CTCH-SetupRqstTDD-ExtIEs NBAP-PROTOCOL-EXTENSION ::= {
...
}

RACH-Parameter-CTCH-SetupRqstTDD ::= ProtocolIE-Single-Container {{ RACH-ParameterIE-CTCH-SetupRqstTDD }}

RACH-ParameterIE-CTCH-SetupRqstTDD NBAP-PROTOCOL-IES ::= {
{ ID id-RACH-ParameterItem-CTCH-SetupRqstTDD    CRITICALITY reject    TYPE RACH-ParameterItem-CTCH-SetupRqstTDD    PRESENCE mandatory }
}

RACH-ParameterItem-CTCH-SetupRqstTDD ::= SEQUENCE {
commonTransportChannelID      CommonTransportChannelID,
uL-TransportFormatSet        TransportFormatSet,
iE-Extensions                ProtocolExtensionContainer { { RACH-ParameterItem-CTCH-SetupRqstTDD-ExtIEs} }    OPTIONAL,
...
}

RACH-ParameterItem-CTCH-SetupRqstTDD-ExtIEs NBAP-PROTOCOL-EXTENSION ::= {
{ ID id-bindingID              CRITICALITY ignore    EXTENSION BindingID              PRESENCE optional }|
{ ID id-transportlayeraddress  CRITICALITY ignore    EXTENSION TransportLayerAddress    PRESENCE optional },
...
}

PRACH-LCR-ParametersList-CTCH-SetupRqstTDD ::= ProtocolIE-Single-Container {{ PRACH-LCR-ParametersListIEs-CTCH-SetupRqstTDD }}

PRACH-LCR-ParametersListIEs-CTCH-SetupRqstTDD NBAP-PROTOCOL-IES ::= {
{ ID id-PRACH-LCR-ParametersListIE-CTCH-SetupRqstTDD    CRITICALITY reject    TYPE PRACH-LCR-ParametersListIE-CTCH-SetupRqstTDD    PRESENCE optional
}
}

PRACH-LCR-ParametersListIE-CTCH-SetupRqstTDD ::= SEQUENCE (SIZE (1..maxNrOfPRACHLCRs)) OF PRACH-LCR-ParametersItem-CTCH-SetupRqstTDD

PRACH-LCR-ParametersItem-CTCH-SetupRqstTDD ::= SEQUENCE {
commonPhysicalChannelID      CommonPhysicalChannelID,
tFCS                          TFCS,
timeslotLCR                  TimeSlotLCR,
tdd-ChannelisationCodeLCR    TDD-ChannelisationCodeLCR,
maxPRACH-MidambleShifts     MaxPRACH-MidambleShifts,
pRACH-Midamble              PRACH-Midamble,
rACH                        RACH-Parameter-CTCH-SetupRqstTDD,
iE-Extensions                ProtocolExtensionContainer { { PRACH-LCR-ParametersItem-CTCH-SetupRqstTDD-ExtIEs} }    OPTIONAL,
...
}

PRACH-LCR-ParametersItem-CTCH-SetupRqstTDD-ExtIEs NBAP-PROTOCOL-EXTENSION ::= {

```

```

}
...
}
FPACH-LCR-Parameters-CTCH-SetupRqstTDD ::= ProtocolIE-Single-Container {{ FPACH-LCR-ParametersIE-CTCH-SetupRqstTDD }}

FPACH-LCR-ParametersIE-CTCH-SetupRqstTDD NBAP-PROTOCOL-IES ::= {
  { ID id-FPACH-LCR-ParametersItem-CTCH-SetupRqstTDD CRITICALITY reject TYPE FPACH-LCR-ParametersItem-CTCH-SetupRqstTDD PRESENCE optional }
}

FPACH-LCR-ParametersItem-CTCH-SetupRqstTDD ::= SEQUENCE {
  commonPhysicalChannelID          CommonPhysicalChannelID,
  tdd-ChannelisationCodeLCR        TDD-ChannelisationCodeLCR,
  timeslotLCR                      TimeSlotLCR,
  midambleShiftLCR                MidambleShiftLCR,
  fPACH-Power                      FPACH-Power,
  iE-Extensions                    ProtocolExtensionContainer { { FPACH-LCR-ParametersItem-CTCH-SetupRqstTDD-ExtIEs} } OPTIONAL,
  ...
}

FPACH-LCR-ParametersItem-CTCH-SetupRqstTDD-ExtIEs NBAP-PROTOCOL-EXTENSION ::= {
  ...
}

-- *****
--
-- COMMON TRANSPORT CHANNEL SETUP RESPONSE
--
-- *****

CommonTransportChannelSetupResponse ::= SEQUENCE {
  protocolIEs          ProtocolIE-Container {{CommonTransportChannelSetupResponse-IEs}},
  protocolExtensions  ProtocolExtensionContainer {{CommonTransportChannelSetupResponse-Extensions}} OPTIONAL,
  ...
}

CommonTransportChannelSetupResponse-IEs NBAP-PROTOCOL-IES ::= {
  { ID id-FACH-ParametersList-CTCH-SetupRsp CRITICALITY ignore TYPE FACH-CommonTransportChannel-InformationResponse PRESENCE optional }|
  { ID id-PCH-Parameters-CTCH-SetupRsp CRITICALITY ignore TYPE CommonTransportChannel-InformationResponse PRESENCE optional }|
  { ID id-RACH-Parameters-CTCH-SetupRsp CRITICALITY ignore TYPE CommonTransportChannel-InformationResponse PRESENCE optional }|
  { ID id-CPCH-Parameters-CTCH-SetupRsp CRITICALITY ignore TYPE CommonTransportChannel-InformationResponse PRESENCE optional }|
  { ID id-CriticalityDiagnostics CRITICALITY ignore TYPE CriticalityDiagnostics PRESENCE optional },
  ...
}

CommonTransportChannelSetupResponse-Extensions NBAP-PROTOCOL-EXTENSION ::= {
  ...
}

FACH-CommonTransportChannel-InformationResponse ::= SEQUENCE (SIZE (1..maxNrOfFACHs)) OF CommonTransportChannel-InformationResponse

```

```

-- *****
--
-- COMMON TRANSPORT CHANNEL SETUP FAILURE
--
-- *****

CommonTransportChannelSetupFailure ::= SEQUENCE {
    protocolIEs          ProtocolIE-Container    {{CommonTransportChannelSetupFailure-IEs}},
    protocolExtensions   ProtocolExtensionContainer {{CommonTransportChannelSetupFailure-Extensions}}    OPTIONAL,
    ...
}

CommonTransportChannelSetupFailure-IEs NBAP-PROTOCOL-IES ::= {
    { ID      id-Cause          CRITICALITY ignore      TYPE      Cause          PRESENCE mandatory   }|
    { ID      id-CriticalityDiagnostics  CRITICALITY ignore      TYPE      CriticalityDiagnostics  PRESENCE optional   },
    ...
}

CommonTransportChannelSetupFailure-Extensions NBAP-PROTOCOL-EXTENSION ::= {
    ...
}

-- *****
--
-- COMMON TRANSPORT CHANNEL RECONFIGURATION REQUEST FDD
--
-- *****

CommonTransportChannelReconfigurationRequestFDD ::= SEQUENCE {
    protocolIEs          ProtocolIE-Container    {{CommonTransportChannelReconfigurationRequestFDD-IEs}},
    protocolExtensions   ProtocolExtensionContainer {{CommonTransportChannelReconfigurationRequestFDD-Extensions}}    OPTIONAL,
    ...
}

CommonTransportChannelReconfigurationRequestFDD-IEs NBAP-PROTOCOL-IES ::= {
    { ID      id-C-ID          CRITICALITY reject      TYPE      C-ID          PRESENCE mandatory   }|
    { ID      id-ConfigurationGenerationID  CRITICALITY reject      TYPE      ConfigurationGenerationID  PRESENCE mandatory   }|
    { ID      id-CommonPhysicalChannelType-CTCH-ReconfRqstFDD  CRITICALITY reject      TYPE      CommonPhysicalChannelType-CTCH-ReconfRqstFDD  PRESENCE mandatory   },
    ...
}

CommonTransportChannelReconfigurationRequestFDD-Extensions NBAP-PROTOCOL-EXTENSION ::= {
    ...
}

CommonPhysicalChannelType-CTCH-ReconfRqstFDD ::= CHOICE {
    secondary-CCPCH-parameters      Secondary-CCPCHList-CTCH-ReconfRqstFDD,
    pRACH-parameters                PRACHList-CTCH-ReconfRqstFDD,
    cPCH-parameters                 CPCHList-CTCH-ReconfRqstFDD,
    ...
}

```

```

Secondary-CCPCHList-CTCH-ReconfRqstFDD ::= SEQUENCE {
    fACH-ParametersList-CTCH-ReconfRqstFDD    FACH-ParametersList-CTCH-ReconfRqstFDD    OPTIONAL,
    pCH-Parameters-CTCH-ReconfRqstFDD        PCH-Parameters-CTCH-ReconfRqstFDD        OPTIONAL,
    pICH-Parameters-CTCH-ReconfRqstFDD       PICH-Parameters-CTCH-ReconfRqstFDD       OPTIONAL,
    iE-Extensions                             ProtocolExtensionContainer { { Secondary-CCPCH-CTCH-ReconfRqstFDD-ExtIEs} } OPTIONAL,
    ...
}

Secondary-CCPCH-CTCH-ReconfRqstFDD-ExtIEs NBAP-PROTOCOL-EXTENSION ::= {
    ...
}

FACH-ParametersList-CTCH-ReconfRqstFDD ::= ProtocolIE-Single-Container {{ FACH-ParametersListIEs-CTCH-ReconfRqstFDD }}

FACH-ParametersListIEs-CTCH-ReconfRqstFDD NBAP-PROTOCOL-IES ::= {
    { ID id-FACH-ParametersListIE-CTCH-ReconfRqstFDD    CRITICALITY reject    TYPE FACH-ParametersListIE-CTCH-ReconfRqstFDD    PRESENCE mandatory }
}

FACH-ParametersListIE-CTCH-ReconfRqstFDD ::= SEQUENCE (SIZE (1..maxFACHCell)) OF FACH-ParametersItem-CTCH-ReconfRqstFDD

FACH-ParametersItem-CTCH-ReconfRqstFDD ::= SEQUENCE {
    commonTransportChannelID    CommonTransportChannelID,
    maxFACH-Power               DL-Power                OPTIONAL,
    toAWS                       ToAWS                   OPTIONAL,
    toAWE                       ToAWE                   OPTIONAL,
    iE-Extensions               ProtocolExtensionContainer { { FACH-ParametersItem-CTCH-ReconfRqstFDD-ExtIEs} }    OPTIONAL,
    ...
}

FACH-ParametersItem-CTCH-ReconfRqstFDD-ExtIEs NBAP-PROTOCOL-EXTENSION ::= {
    ...
}

PCH-Parameters-CTCH-ReconfRqstFDD ::= ProtocolIE-Single-Container {{ PCH-ParametersIE-CTCH-ReconfRqstFDD }}

PCH-ParametersIE-CTCH-ReconfRqstFDD NBAP-PROTOCOL-IES ::= {
    { ID id-PCH-ParametersItem-CTCH-ReconfRqstFDD    CRITICALITY reject    TYPE PCH-ParametersItem-CTCH-ReconfRqstFDD    PRESENCE mandatory }
}

PCH-ParametersItem-CTCH-ReconfRqstFDD ::= SEQUENCE {
    commonTransportChannelID    CommonTransportChannelID,
    pCH-Power                  DL-Power                OPTIONAL,
    toAWS                      ToAWS                   OPTIONAL,
    toAWE                      ToAWE                   OPTIONAL,
    iE-Extensions              ProtocolExtensionContainer { { PCH-ParametersItem-CTCH-ReconfRqstFDD-ExtIEs} }    OPTIONAL,
    ...
}

PCH-ParametersItem-CTCH-ReconfRqstFDD-ExtIEs NBAP-PROTOCOL-EXTENSION ::= {
    ...
}

PICH-Parameters-CTCH-ReconfRqstFDD ::= ProtocolIE-Single-Container {{ PICH-ParametersIE-CTCH-ReconfRqstFDD }}

```

```

PICH-ParametersIE-CTCH-ReconfRqstFDD NBAP-PROTOCOL-IES ::= {
  { ID id-PICH-ParametersItem-CTCH-ReconfRqstFDD  CRITICALITY reject  TYPE PICH-ParametersItem-CTCH-ReconfRqstFDD  PRESENCE mandatory }
}

PICH-ParametersItem-CTCH-ReconfRqstFDD ::= SEQUENCE {
  commonPhysicalChannelID      CommonPhysicalChannelID,
  pICH-Power                    PICH-Power          OPTIONAL,
  iE-Extensions                 ProtocolExtensionContainer { { PICH-ParametersItem-CTCH-ReconfRqstFDD-ExtIEs } }  OPTIONAL,
  ...
}

PICH-ParametersItem-CTCH-ReconfRqstFDD-ExtIEs NBAP-PROTOCOL-EXTENSION ::= {
  ...
}

PRACHList-CTCH-ReconfRqstFDD ::= SEQUENCE {
  pRACH-ParametersList-CTCH-ReconfRqstFDD  PRACH-ParametersList-CTCH-ReconfRqstFDD  OPTIONAL,
  aICH-ParametersList-CTCH-ReconfRqstFDD  AICH-ParametersList-CTCH-ReconfRqstFDD  OPTIONAL,
  iE-Extensions                           ProtocolExtensionContainer { { PRACH-CTCH-ReconfRqstFDD-ExtIEs } }  OPTIONAL,
  ...
}

PRACH-CTCH-ReconfRqstFDD-ExtIEs NBAP-PROTOCOL-EXTENSION ::= {
  ...
}

PRACH-ParametersList-CTCH-ReconfRqstFDD ::= ProtocolIE-Single-Container { { PRACH-ParametersListIEs-CTCH-ReconfRqstFDD } }

PRACH-ParametersListIEs-CTCH-ReconfRqstFDD NBAP-PROTOCOL-IES ::= {
  { ID id-PRACH-ParametersListIE-CTCH-ReconfRqstFDD  CRITICALITY reject  TYPE PRACH-ParametersListIE-CTCH-ReconfRqstFDD  PRESENCE mandatory }
}

PRACH-ParametersListIE-CTCH-ReconfRqstFDD ::= SEQUENCE (SIZE (1..maxPRACHCell)) OF PRACH-ParametersItem-CTCH-ReconfRqstFDD

PRACH-ParametersItem-CTCH-ReconfRqstFDD ::= SEQUENCE {
  commonPhysicalChannelID      CommonPhysicalChannelID,
  preambleSignatures           PreambleSignatures          OPTIONAL,
  allowedSlotFormatInformation  AllowedSlotFormatInformationList-CTCH-ReconfRqstFDD  OPTIONAL,
  rACH-SubChannelNumbers       RACH-SubChannelNumbers    OPTIONAL,
  iE-Extensions                 ProtocolExtensionContainer { { PRACH-ParametersItem-CTCH-ReconfRqstFDD-ExtIEs } }  OPTIONAL,
  ...
}

PRACH-ParametersItem-CTCH-ReconfRqstFDD-ExtIEs NBAP-PROTOCOL-EXTENSION ::= {
  ...
}

AllowedSlotFormatInformationList-CTCH-ReconfRqstFDD ::= SEQUENCE (SIZE (1.. maxNrOfSlotFormatsPRACH)) OF AllowedSlotFormatInformationItem-CTCH-ReconfRqstFDD

AllowedSlotFormatInformationItem-CTCH-ReconfRqstFDD ::= SEQUENCE {
  rACH-SlotFormat              RACH-SlotFormat,

```

```

    iE-Extensions          ProtocolExtensionContainer { { AllowedSlotFormatInformationItem-CTCH-ReconfRqstFDD-ExtIEs} }
    OPTIONAL,
    ...
}

AllowedSlotFormatInformationItem-CTCH-ReconfRqstFDD-ExtIEs NBAP-PROTOCOL-EXTENSION ::= {
    ...
}

AICH-ParametersList-CTCH-ReconfRqstFDD ::= ProtocolIE-Single-Container { { AICH-ParametersListIEs-CTCH-ReconfRqstFDD } }

AICH-ParametersListIEs-CTCH-ReconfRqstFDD NBAP-PROTOCOL-IES ::= {
    { ID id-AICH-ParametersListIE-CTCH-ReconfRqstFDD    CRITICALITY reject    TYPE AICH-ParametersListIE-CTCH-ReconfRqstFDD    PRESENCE mandatory }
}

AICH-ParametersListIE-CTCH-ReconfRqstFDD ::= SEQUENCE (SIZE (1..maxPRACHCell)) OF AICH-ParametersItem-CTCH-ReconfRqstFDD

AICH-ParametersItem-CTCH-ReconfRqstFDD ::= SEQUENCE {
    commonPhysicalChannelID      CommonPhysicalChannelID,
    aICH-Power                   AICH-Power          OPTIONAL,
    iE-Extensions                ProtocolExtensionContainer { { AICH-ParametersItemIE-CTCH-ReconfRqstFDD-ExtIEs} }    OPTIONAL,
    ...
}

AICH-ParametersItemIE-CTCH-ReconfRqstFDD-ExtIEs NBAP-PROTOCOL-EXTENSION ::= {
    ...
}

CPCHList-CTCH-ReconfRqstFDD ::= SEQUENCE {
    cPCH-ParametersList-CTCH-ReconfRqstFDD      CPCH-ParametersList-CTCH-ReconfRqstFDD          OPTIONAL,
    aP-AICH-ParametersList-CTCH-ReconfRqstFDD   AP-AICH-ParametersList-CTCH-ReconfRqstFDD      OPTIONAL,
    cDCA-ICH-ParametersList-CTCH-ReconfRqstFDD  CDCA-ICH-ParametersList-CTCH-ReconfRqstFDD    OPTIONAL,
    iE-Extensions                              ProtocolExtensionContainer { { CPCHListItem-CTCH-ReconfRqstFDD-ExtIEs} }    OPTIONAL,
    ...
}

CPCHListItem-CTCH-ReconfRqstFDD-ExtIEs NBAP-PROTOCOL-EXTENSION ::= {
    ...
}

CPCH-ParametersList-CTCH-ReconfRqstFDD ::= ProtocolIE-Single-Container { { CPCH-ParametersListIEs-CTCH-ReconfRqstFDD } }

CPCH-ParametersListIEs-CTCH-ReconfRqstFDD NBAP-PROTOCOL-IES ::= {
    { ID id-CPCH-ParametersListIE-CTCH-ReconfRqstFDD    CRITICALITY reject    TYPE CPCH-ParametersListIE-CTCH-ReconfRqstFDD    PRESENCE mandatory }
}

CPCH-ParametersListIE-CTCH-ReconfRqstFDD ::= SEQUENCE (SIZE (1..maxNrOfCPCHs)) OF CPCH-ParametersItem-CTCH-ReconfRqstFDD

CPCH-ParametersItem-CTCH-ReconfRqstFDD ::= SEQUENCE {
    commonTransportChannelID      CommonTransportChannelID,
    uL-SIR                        UL-SIR          OPTIONAL,
    initialDL-transmissionPower    DL-Power        OPTIONAL,
    maximumDLPower                DL-Power        OPTIONAL,
    minimumDLPower                DL-Power        OPTIONAL,

```

```

    iE-Extensions          ProtocolExtensionContainer { { CPCH-ParametersItem-CTCH-ReconfRqstFDD-ExtIEs } }    OPTIONAL,
    ...
}

CPCH-ParametersItem-CTCH-ReconfRqstFDD-ExtIEs NBAP-PROTOCOL-EXTENSION ::= {
    ...
}

AP-AICH-ParametersList-CTCH-ReconfRqstFDD ::= ProtocolIE-Single-Container {{ AP-AICH-ParametersListIEs-CTCH-ReconfRqstFDD }}

AP-AICH-ParametersListIEs-CTCH-ReconfRqstFDD NBAP-PROTOCOL-IES ::= {
    { ID id-AP-AICH-ParametersListIE-CTCH-ReconfRqstFDD CRITICALITY reject TYPE AP-AICH-ParametersListIE-CTCH-ReconfRqstFDD PRESENCE mandatory }
}

AP-AICH-ParametersListIE-CTCH-ReconfRqstFDD ::= SEQUENCE (SIZE (1..maxNrOfCPCHs)) OF AP-AICH-ParametersItem-CTCH-ReconfRqstFDD

AP-AICH-ParametersItem-CTCH-ReconfRqstFDD ::= SEQUENCE {
    commonPhysicalChannelID          CommonPhysicalChannelID,
    aP-AICH-Power                    AICH-Power          OPTIONAL,
    cSICH-Power                      AICH-Power          OPTIONAL,
    iE-Extensions                    ProtocolExtensionContainer { { AP-AICH-ParametersItemIE-CTCH-ReconfRqstFDD-ExtIEs } }    OPTIONAL,
    ...
}

AP-AICH-ParametersItemIE-CTCH-ReconfRqstFDD-ExtIEs NBAP-PROTOCOL-EXTENSION ::= {
    ...
}

CDCA-ICH-ParametersList-CTCH-ReconfRqstFDD ::= ProtocolIE-Single-Container {{ CDCA-ICH-ParametersListIEs-CTCH-ReconfRqstFDD }}

CDCA-ICH-ParametersListIEs-CTCH-ReconfRqstFDD NBAP-PROTOCOL-IES ::= {
    { ID id-CDCA-ICH-ParametersListIE-CTCH-ReconfRqstFDD CRITICALITY reject TYPE CDCA-ICH-ParametersListIE-CTCH-ReconfRqstFDD PRESENCE
    mandatory }
}

CDCA-ICH-ParametersListIE-CTCH-ReconfRqstFDD ::= SEQUENCE (SIZE (1..maxNrOfCPCHs)) OF CDCA-ICH-ParametersItem-CTCH-ReconfRqstFDD

CDCA-ICH-ParametersItem-CTCH-ReconfRqstFDD ::= SEQUENCE {
    commonPhysicalChannelID          CommonPhysicalChannelID,
    cDCA-ICH-Power                  AICH-Power          OPTIONAL,
    iE-Extensions                    ProtocolExtensionContainer { { CDCA-ICH-ParametersItemIE-CTCH-ReconfRqstFDD-ExtIEs } }    OPTIONAL,
    ...
}

CDCA-ICH-ParametersItemIE-CTCH-ReconfRqstFDD-ExtIEs NBAP-PROTOCOL-EXTENSION ::= {
    ...
}

-- *****
--
-- COMMON TRANSPORT CHANNEL RECONFIGURATION REQUEST TDD
--
-- *****

```



```

CommonTransportChannelReconfigurationRequestTDD ::= SEQUENCE {
  protocolIEs          ProtocolIE-Container  {{CommonTransportChannelReconfigurationRequestTDD-IEs}},
  protocolExtensions  ProtocolExtensionContainer  {{CommonTransportChannelReconfigurationRequestTDD-Extensions}}  OPTIONAL,
  ...
}

CommonTransportChannelReconfigurationRequestTDD-IEs NBAP-PROTOCOL-IES ::= {
  { ID id-C-ID          CRITICALITY reject      TYPE      C-ID
  PRESENCE      mandatory  }}
  { ID id-ConfigurationGenerationID          CRITICALITY reject      TYPE      ConfigurationGenerationID          PRESENCE
  mandatory  }}
  { ID id-Secondary-CCPCH-Parameters-CTCH-ReconfRqstTDD          CRITICALITY reject      TYPE      Secondary-CCPCH-Parameters-CTCH-ReconfRqstTDD
  PRESENCE optional  }}
  { ID id-PICH-Parameters-CTCH-ReconfRqstTDD          CRITICALITY reject      TYPE      PICH-Parameters-CTCH-ReconfRqstTDD          PRESENCE optional }|
  { ID id-FACH-ParametersList-CTCH-ReconfRqstTDD          CRITICALITY reject      TYPE      FACH-ParametersList-CTCH-ReconfRqstTDD          PRESENCE optional }|
  { ID id-PCH-Parameters-CTCH-ReconfRqstTDD          CRITICALITY reject      TYPE      PCH-Parameters-CTCH-ReconfRqstTDD          PRESENCE optional },
  ...
}

CommonTransportChannelReconfigurationRequestTDD-Extensions NBAP-PROTOCOL-EXTENSION ::= {
  { ID id-FPACH-LCR-Parameters-CTCH-ReconfRqstTDD          CRITICALITY reject      EXTENSION      FPACH-LCR-Parameters-CTCH-ReconfRqstTDD          PRESENCE
  optional  }, -- Mandatory For 3.84Mcps TDD only
  ...
}

Secondary-CCPCH-Parameters-CTCH-ReconfRqstTDD ::= SEQUENCE {
  cCTrCH-ID          CCTrCH-ID,
  secondaryCCPCHList          Secondary-CCPCHList-CTCH-ReconfRqstTDD          OPTIONAL,
  iE-Extensions          ProtocolExtensionContainer  { { Secondary-CCPCH-CTCH-ReconfRqstTDD-ExtIEs} }          OPTIONAL,
  ...
}

Secondary-CCPCH-CTCH-ReconfRqstTDD-ExtIEs NBAP-PROTOCOL-EXTENSION ::= {
  ...
}

Secondary-CCPCHList-CTCH-ReconfRqstTDD ::= ProtocolIE-Single-Container { { Secondary-CCPCHListIEs-CTCH-ReconfRqstTDD } }

Secondary-CCPCHListIEs-CTCH-ReconfRqstTDD NBAP-PROTOCOL-IES ::= {
  { ID id-Secondary-CCPCHListIE-CTCH-ReconfRqstTDD          CRITICALITY reject      TYPE      Secondary-CCPCHListIE-CTCH-ReconfRqstTDD          PRESENCE mandatory }
}

Secondary-CCPCHListIE-CTCH-ReconfRqstTDD ::= SEQUENCE (SIZE (1..maxNrOfSCCPCHs)) OF Secondary-CCPCHItem-CTCH-ReconfRqstTDD

Secondary-CCPCHItem-CTCH-ReconfRqstTDD ::= SEQUENCE {
  commonPhysicalChannelID          CommonPhysicalChannelID,
  sCCPCH-Power          DL-Power          OPTIONAL,
  iE-Extensions          ProtocolExtensionContainer  { { Secondary-CCPCHItem-CTCH-ReconfRqstTDD-ExtIEs} }          OPTIONAL,
  ...
}

Secondary-CCPCHItem-CTCH-ReconfRqstTDD-ExtIEs NBAP-PROTOCOL-EXTENSION ::= {
  ...
}

```

```

PICH-Parameters-CTCH-ReconfRqstTDD ::= SEQUENCE {
    commonPhysicalChannelID      CommonPhysicalChannelID,
    pICH-Power                    PICH-Power          OPTIONAL,
    iE-Extensions                 ProtocolExtensionContainer { { PICH-Parameters-CTCH-ReconfRqstTDD-ExtIEs } } OPTIONAL,
    ...
}

PICH-Parameters-CTCH-ReconfRqstTDD-ExtIEs NBAP-PROTOCOL-EXTENSION ::= {
    ...
}

FACH-ParametersList-CTCH-ReconfRqstTDD ::= SEQUENCE (SIZE (0..maxNrOfFACHs)) OF FACH-ParametersItem-CTCH-ReconfRqstTDD

FACH-ParametersItem-CTCH-ReconfRqstTDD ::= SEQUENCE {
    commonTransportChannelID      CommonTransportChannelID,
    toAWS                          ToAWS          OPTIONAL,
    toAWE                          ToAWE          OPTIONAL,
    iE-Extensions                 ProtocolExtensionContainer { { FACH-ParametersItem-CTCH-ReconfRqstTDD-ExtIEs } } OPTIONAL,
    ...
}

FACH-ParametersItem-CTCH-ReconfRqstTDD-ExtIEs NBAP-PROTOCOL-EXTENSION ::= {
    { ID      id-maxFACH-Power-LCR-CTCH-ReconfRqstTDD      CRITICALITY reject      EXTENSION      DL-Power      PRESENCE      optional },
    -- For 3.84Mcps TDD only
    ...
}

PCH-Parameters-CTCH-ReconfRqstTDD ::= SEQUENCE {
    commonTransportChannelID      CommonTransportChannelID,
    toAWS                          ToAWS          OPTIONAL,
    toAWE                          ToAWE          OPTIONAL,
    iE-Extensions                 ProtocolExtensionContainer { { PCH-Parameters-CTCH-ReconfRqstTDD-ExtIEs } } OPTIONAL,
    ...
}

PCH-Parameters-CTCH-ReconfRqstTDD-ExtIEs NBAP-PROTOCOL-EXTENSION ::= {
    { ID      id-PCH-Power-LCR-CTCH-ReconfRqstTDD      CRITICALITY reject      EXTENSION      DL-Power      PRESENCE      optional },
    ... -- For 3.84Mcps TDD only
}

FPACH-LCR-Parameters-CTCH-ReconfRqstTDD ::= SEQUENCE {
    commonPhysicalChannelID      CommonPhysicalChannelID,
    fPACHPower                    FPACH-Power      OPTIONAL,
    iE-Extensions                 ProtocolExtensionContainer { { FPACH-LCR-Parameters-CTCH-ReconfRqstTDD-ExtIEs } } OPTIONAL,
    ...
}

FPACH-LCR-Parameters-CTCH-ReconfRqstTDD-ExtIEs NBAP-PROTOCOL-EXTENSION ::= {
    ...
}

-- *****
--

```

```

-- COMMON TRANSPORT CHANNEL RECONFIGURATION RESPONSE
--
-- *****

CommonTransportChannelReconfigurationResponse ::= SEQUENCE {
    protocolIEs          ProtocolIE-Container  {{CommonTransportChannelReconfigurationResponse-IEs}},
    protocolExtensions  ProtocolExtensionContainer  {{CommonTransportChannelReconfigurationResponse-Extensions}}    OPTIONAL,
    ...
}

CommonTransportChannelReconfigurationResponse-IEs NBAP-PROTOCOL-IES ::= {
    { ID    id-CriticalityDiagnostics    CRITICALITY    ignore    TYPE    CriticalityDiagnostics    PRESENCE optional},
    ...
}

CommonTransportChannelReconfigurationResponse-Extensions NBAP-PROTOCOL-EXTENSION ::= {
    ...
}

-- *****
--
-- COMMON TRANSPORT CHANNEL RECONFIGURATION FAILURE
--
-- *****

CommonTransportChannelReconfigurationFailure ::= SEQUENCE {
    protocolIEs          ProtocolIE-Container  {{CommonTransportChannelReconfigurationFailure-IEs}},
    protocolExtensions  ProtocolExtensionContainer  {{CommonTransportChannelReconfigurationFailure-Extensions}}    OPTIONAL,
    ...
}

CommonTransportChannelReconfigurationFailure-IEs NBAP-PROTOCOL-IES ::= {
    { ID    id-Cause                    CRITICALITY ignore    TYPE    Cause                    PRESENCE mandatory }|
    { ID    id-CriticalityDiagnostics    CRITICALITY ignore    TYPE    CriticalityDiagnostics    PRESENCE optional },
    ...
}

CommonTransportChannelReconfigurationFailure-Extensions NBAP-PROTOCOL-EXTENSION ::= {
    ...
}

-- *****
--
-- COMMON TRANSPORT CHANNEL DELETION REQUEST
--
-- *****

CommonTransportChannelDeletionRequest ::= SEQUENCE {
    protocolIEs          ProtocolIE-Container  {{CommonTransportChannelDeletionRequest-IEs}},
    protocolExtensions  ProtocolExtensionContainer  {{CommonTransportChannelDeletionRequest-Extensions}}    OPTIONAL,
    ...
}

CommonTransportChannelDeletionRequest-IEs NBAP-PROTOCOL-IES ::= {

```

```

    { ID      id-C-ID                CRITICALITY reject      TYPE      C-ID                PRESENCE mandatory }|
    { ID      id-CommonPhysicalChannelID  CRITICALITY reject  TYPE      CommonPhysicalChannelID  PRESENCE mandatory }|
    { ID      id-ConfigurationGenerationID CRITICALITY reject  TYPE      ConfigurationGenerationID PRESENCE mandatory },
    ...
}

CommonTransportChannelDeletionRequest-Extensions NBAP-PROTOCOL-EXTENSION ::= {
    ...
}

-- *****
--
-- COMMON TRANSPORT CHANNEL DELETION RESPONSE
--
-- *****

CommonTransportChannelDeletionResponse ::= SEQUENCE {
    protocolIEs          ProtocolIE-Container    {{CommonTransportChannelDeletionResponse-IEs}},
    protocolExtensions   ProtocolExtensionContainer {{CommonTransportChannelDeletionResponse-Extensions}}    OPTIONAL,
    ...
}

CommonTransportChannelDeletionResponse-IEs NBAP-PROTOCOL-IES ::= {
    { ID      id-CriticalityDiagnostics    CRITICALITY ignore      TYPE      CriticalityDiagnostics    PRESENCE optional },
    ...
}

CommonTransportChannelDeletionResponse-Extensions NBAP-PROTOCOL-EXTENSION ::= {
    ...
}

-- *****
--
-- BLOCK RESOURCE REQUEST
--
-- *****

BlockResourceRequest ::= SEQUENCE {
    protocolIEs          ProtocolIE-Container    {{BlockResourceRequest-IEs}},
    protocolExtensions   ProtocolExtensionContainer {{BlockResourceRequest-Extensions}}    OPTIONAL,
    ...
}

BlockResourceRequest-IEs NBAP-PROTOCOL-IES ::= {
    { ID      id-C-ID                CRITICALITY reject      TYPE      C-ID                PRESENCE mandatory }|
    { ID      id-BlockingPriorityIndicator  CRITICALITY reject      TYPE      BlockingPriorityIndicator  PRESENCE mandatory }|
    { ID      id-ShutdownTimer            CRITICALITY reject      TYPE      ShutdownTimer            PRESENCE conditional },
    -- The IE shall be present if the Blocking Priority Indicator IE indicates 'Normal Priority'--
    ...
}

BlockResourceRequest-Extensions NBAP-PROTOCOL-EXTENSION ::= {
    ...
}

```

```

-- *****
--
-- BLOCK RESOURCE RESPONSE
--
-- *****

BlockResourceResponse ::= SEQUENCE {
    protocolIEs          ProtocolIE-Container    {{BlockResourceResponse-IEs}},
    protocolExtensions   ProtocolExtensionContainer {{BlockResourceResponse-Extensions}}    OPTIONAL,
    ...
}

BlockResourceResponse-IEs NBAP-PROTOCOL-IES ::= {
    { ID    id-CriticalityDiagnostics    CRITICALITY    ignore    TYPE    CriticalityDiagnostics    PRESENCE optional},
    ...
}

BlockResourceResponse-Extensions NBAP-PROTOCOL-EXTENSION ::= {
    ...
}

-- *****
--
-- BLOCK RESOURCE FAILURE
--
-- *****

BlockResourceFailure ::= SEQUENCE {
    protocolIEs          ProtocolIE-Container    {{BlockResourceFailure-IEs}},
    protocolExtensions   ProtocolExtensionContainer {{BlockResourceFailure-Extensions}}    OPTIONAL,
    ...
}

BlockResourceFailure-IEs NBAP-PROTOCOL-IES ::= {
    { ID    id-Cause                    CRITICALITY    ignore    TYPE    Cause                    PRESENCE mandatory    }|
    { ID    id-CriticalityDiagnostics    CRITICALITY    ignore    TYPE    CriticalityDiagnostics    PRESENCE optional    },
    ...
}

BlockResourceFailure-Extensions NBAP-PROTOCOL-EXTENSION ::= {
    ...
}

-- *****
--
-- UNBLOCK RESOURCE INDICATION
--
-- *****

UnblockResourceIndication ::= SEQUENCE {
    protocolIEs          ProtocolIE-Container    {{UnblockResourceIndication-IEs}},
    protocolExtensions   ProtocolExtensionContainer {{UnblockResourceIndication-Extensions}}    OPTIONAL,
    ...
}

```

```

}

UnblockResourceIndication-IEs NBAP-PROTOCOL-IES ::= {
  { ID      id-C-ID          CRITICALITY  ignore      TYPE      C-ID          PRESENCE  mandatory},
  ...
}

UnblockResourceIndication-Extensions NBAP-PROTOCOL-EXTENSION ::= {
  ...
}

-- *****
--
-- AUDIT REQUIRED INDICATION
--
-- *****

AuditRequiredIndication ::= SEQUENCE {
  protocolIEs          ProtocolIE-Container   {{AuditRequiredIndication-IEs}},
  protocolExtensions   ProtocolExtensionContainer {{AuditRequiredIndication-Extensions}}
  ...
}
OPTIONAL,

AuditRequiredIndication-IEs NBAP-PROTOCOL-IES ::= {
  ...
}

AuditRequiredIndication-Extensions NBAP-PROTOCOL-EXTENSION ::= {
  ...
}

-- *****
--
-- AUDIT REQUEST
--
-- *****

AuditRequest ::= SEQUENCE {
  protocolIEs          ProtocolIE-Container   {{AuditRequest-IEs}},
  protocolExtensions   ProtocolExtensionContainer {{AuditRequest-Extensions}}
  ...
}
OPTIONAL,

AuditRequest-IEs NBAP-PROTOCOL-IES ::= {
  { ID      id-Start-Of-Audit-Sequence-Indicator  CRITICALITY  reject  TYPE  Start-Of-Audit-Sequence-Indicator  PRESENCE  mandatory },
  ...
}

AuditRequest-Extensions NBAP-PROTOCOL-EXTENSION ::= {
  ...
}

-- *****
--

```

```

-- AUDIT RESPONSE
--
-- *****

AuditResponse ::= SEQUENCE {
    protocolIEs          ProtocolIE-Container    {{AuditResponse-IEs}},
    protocolExtensions  ProtocolExtensionContainer {{AuditResponse-Extensions}}    OPTIONAL,
    ...
}

AuditResponse-IEs NBAP-PROTOCOL-IES ::= {
    { ID      id-End-Of-Audit-Sequence-Indicator      CRITICALITY  ignore  TYPE      End-Of-Audit-Sequence-Indicator      PRESENCE  mandatory }|
    { ID      id-Cell-InformationList-AuditRsp        CRITICALITY  ignore  TYPE      Cell-InformationList-AuditRsp        PRESENCE
    optional  }|
    { ID      id-CCP-InformationList-AuditRsp         CRITICALITY  ignore  TYPE      CCP-InformationList-AuditRsp        PRESENCE  optional
    }|
    -- CCP (Communication Control Port) --
    { ID      id-Local-Cell-InformationList-AuditRsp   CRITICALITY  ignore  TYPE      Local-Cell-InformationList-AuditRsp   PRESENCE
    optional  }|
    { ID      id-Local-Cell-Group-InformationList-AuditRsp CRITICALITY  ignore  TYPE      Local-Cell-Group-InformationList-AuditRsp PRESENCE
    optional  }|
    { ID      id-CriticalityDiagnostics               CRITICALITY  ignore  TYPE      CriticalityDiagnostics               PRESENCE  optional
    },
    ...
}

AuditResponse-Extensions NBAP-PROTOCOL-EXTENSION ::= {
    { ID      id-Power-Local-Cell-Group-InformationList-AuditRsp CRITICALITY  ignore  EXTENSION      Power-Local-Cell-Group-
    InformationList-AuditRsp      PRESENCE  optional  },
    ...
}

Cell-InformationList-AuditRsp ::= SEQUENCE (SIZE (1..maxCellinNodeB)) OF ProtocolIE-Single-Container {{ Cell-InformationItemIE-AuditRsp}}

Cell-InformationItemIE-AuditRsp NBAP-PROTOCOL-IES ::= {
    { ID      id-Cell-InformationItem-AuditRsp        CRITICALITY  ignore  TYPE      Cell-InformationItem-AuditRsp        PRESENCE  optional }
}

Cell-InformationItem-AuditRsp ::= SEQUENCE {
    c-ID                      C-ID,
    configurationGenerationID ConfigurationGenerationID,
    resourceOperationalState  ResourceOperationalState,
    availabilityStatus        AvailabilityStatus,
    local-Cell-ID             Local-Cell-ID,
    primary-SCH-Information    P-SCH-Information-AuditRsp          OPTIONAL,
    secondary-SCH-Information S-SCH-Information-AuditRsp          OPTIONAL,
    primary-CPICH-Information P-CPICH-Information-AuditRsp        OPTIONAL,
    secondary-CPICH-InformationList S-CPICH-InformationList-AuditRsp  OPTIONAL,
    primary-CCPCH-Information P-CCPCH-Information-AuditRsp        OPTIONAL,
    bCH-Information           BCH-Information-AuditRsp          OPTIONAL,
    secondary-CCPCH-InformationList S-CCPCH-InformationList-AuditRsp  OPTIONAL,
    pCH-Information           PCH-Information-AuditRsp          OPTIONAL,
    pICH-Information          PICH-Information-AuditRsp        OPTIONAL,
    fACH-InformationList      FACH-InformationList-AuditRsp    OPTIONAL,
}

```

```

pRACH-InformationList          PRACH-InformationList-AuditRsp          OPTIONAL,
rACH-InformationList           RACH-InformationList-AuditRsp          OPTIONAL,
aICH-InformationList           AICH-InformationList-AuditRsp        OPTIONAL,
pCPCH-InformationList          PCPCH-InformationList-AuditRsp       OPTIONAL,
cPCH-InformationList           CPCH-InformationList-AuditRsp        OPTIONAL,
aP-AICH-InformationList        AP-AICH-InformationList-AuditRsp     OPTIONAL,
cDCA-ICH-InformationList       CDCA-ICH-InformationList-AuditRsp    OPTIONAL,
sCH-Information                SCH-Information-AuditRsp             OPTIONAL,
iE-Extensions                  ProtocolExtensionContainer { { Cell-InformationItem-AuditRsp-ExtIEs } }  OPTIONAL,
...
}

Cell-InformationItem-AuditRsp-ExtIEs NBAP-PROTOCOL-EXTENSION ::= {
  { ID id-FPACH-LCR-InformationList-AuditRsp          CRITICALITY ignore EXTENSION FPACH-LCR-InformationList-AuditRsp          PRESENCE optional } |
  -- For 1.28Mcps TDD only
  { ID id-DwPCH-LCR-InformationList-AuditRsp          CRITICALITY ignore EXTENSION DwPCH-LCR-InformationList-AuditRsp          PRESENCE optional },
  ...
}

P-SCH-Information-AuditRsp ::= ProtocolIE-Single-Container {{ P-SCH-InformationIE-AuditRsp }}

P-SCH-InformationIE-AuditRsp NBAP-PROTOCOL-IES ::= {
  { ID id-P-SCH-Information          CRITICALITY ignore TYPE Common-PhysicalChannel-Status-Information          PRESENCE mandatory }
}

S-SCH-Information-AuditRsp ::= ProtocolIE-Single-Container {{ S-SCH-InformationIE-AuditRsp }}

S-SCH-InformationIE-AuditRsp NBAP-PROTOCOL-IES ::= {
  { ID id-S-SCH-Information          CRITICALITY ignore TYPE Common-PhysicalChannel-Status-Information          PRESENCE mandatory }
}

P-CPICH-Information-AuditRsp ::= ProtocolIE-Single-Container {{ P-CPICH-InformationIE-AuditRsp }}

P-CPICH-InformationIE-AuditRsp NBAP-PROTOCOL-IES ::= {
  { ID id-P-CPICH-Information          CRITICALITY ignore TYPE Common-PhysicalChannel-Status-Information          PRESENCE mandatory }
}

S-CPICH-InformationList-AuditRsp ::= SEQUENCE (SIZE (1..maxSCPICHCell)) OF ProtocolIE-Single-Container {{ S-CPICH-InformationItemIE-AuditRsp }}

S-CPICH-InformationItemIE-AuditRsp NBAP-PROTOCOL-IES ::= {
  { ID id-S-CPICH-Information          CRITICALITY ignore TYPE Common-PhysicalChannel-Status-Information          PRESENCE mandatory }
}

P-CCPCH-Information-AuditRsp ::= ProtocolIE-Single-Container {{ P-CCPCH-InformationIE-AuditRsp }}

P-CCPCH-InformationIE-AuditRsp NBAP-PROTOCOL-IES ::= {
  { ID id-P-CCPCH-Information          CRITICALITY ignore TYPE Common-PhysicalChannel-Status-Information          PRESENCE mandatory }
}

BCH-Information-AuditRsp ::= ProtocolIE-Single-Container {{ BCH-InformationIE-AuditRsp }}

BCH-InformationIE-AuditRsp NBAP-PROTOCOL-IES ::= {
  { ID id-BCH-Information          CRITICALITY ignore TYPE Common-TransportChannel-Status-Information          PRESENCE mandatory }
}

```



```

}
S-CCPCH-InformationList-AuditRsp ::= SEQUENCE (SIZE (1..maxSCCPCHCell)) OF ProtocolIE-Single-Container {{ S-CCPCH-InformationItemIE-AuditRsp }}
S-CCPCH-InformationItemIE-AuditRsp NBAP-PROTOCOL-IES ::= {
  { ID id-S-CCPCH-Information  CRITICALITY ignore  TYPE Common-PhysicalChannel-Status-Information  PRESENCE mandatory }
}
PCH-Information-AuditRsp ::= ProtocolIE-Single-Container {{ PCH-InformationIE-AuditRsp }}
PCH-InformationIE-AuditRsp NBAP-PROTOCOL-IES ::= {
  { ID id-PCH-Information  CRITICALITY ignore  TYPE Common-TransportChannel-Status-Information  PRESENCE mandatory }
}
PICH-Information-AuditRsp ::= ProtocolIE-Single-Container {{ PICH-InformationIE-AuditRsp }}
PICH-InformationIE-AuditRsp NBAP-PROTOCOL-IES ::= {
  { ID id-PICH-Information  CRITICALITY ignore  TYPE Common-PhysicalChannel-Status-Information  PRESENCE mandatory }
}
FACH-InformationList-AuditRsp ::= SEQUENCE (SIZE (1..maxFACHCell)) OF ProtocolIE-Single-Container {{ FACH-InformationItemIE-AuditRsp }}
FACH-InformationItemIE-AuditRsp NBAP-PROTOCOL-IES ::= {
  { ID id-FACH-Information  CRITICALITY ignore  TYPE Common-TransportChannel-Status-Information  PRESENCE mandatory }
}
PRACH-InformationList-AuditRsp ::= SEQUENCE (SIZE (1..maxPRACHCell)) OF ProtocolIE-Single-Container {{ PRACH-InformationItemIE-AuditRsp }}
PRACH-InformationItemIE-AuditRsp NBAP-PROTOCOL-IES ::= {
  { ID id-PRACH-Information  CRITICALITY ignore  TYPE Common-PhysicalChannel-Status-Information  PRESENCE mandatory }
}
RACH-InformationList-AuditRsp ::= SEQUENCE (SIZE (1..maxRACHCell)) OF ProtocolIE-Single-Container {{ RACH-InformationItemIE-AuditRsp }}
RACH-InformationItemIE-AuditRsp NBAP-PROTOCOL-IES ::= {
  { ID id-RACH-Information  CRITICALITY ignore  TYPE Common-TransportChannel-Status-Information  PRESENCE mandatory }
}
AICH-InformationList-AuditRsp ::= SEQUENCE (SIZE (1..maxPRACHCell)) OF ProtocolIE-Single-Container {{ AICH-InformationItemIE-AuditRsp }}
AICH-InformationItemIE-AuditRsp NBAP-PROTOCOL-IES ::= {
  { ID id-AICH-Information  CRITICALITY ignore  TYPE Common-PhysicalChannel-Status-Information  PRESENCE mandatory }
}
PCPCH-InformationList-AuditRsp ::= SEQUENCE (SIZE (1..maxPCPCHCell)) OF ProtocolIE-Single-Container {{ PCPCH-InformationItemIE-AuditRsp }}
PCPCH-InformationItemIE-AuditRsp NBAP-PROTOCOL-IES ::= {
  { ID id-PCPCH-Information  CRITICALITY ignore  TYPE Common-PhysicalChannel-Status-Information  PRESENCE optional }
}
CPCH-InformationList-AuditRsp ::= SEQUENCE (SIZE (1..maxCPCHCell)) OF ProtocolIE-Single-Container {{ CPCH-InformationItemIE-AuditRsp }}
CPCH-InformationItemIE-AuditRsp NBAP-PROTOCOL-IES ::= {
  { ID id-CPCH-Information  CRITICALITY ignore  TYPE Common-TransportChannel-Status-Information  PRESENCE optional }
}

```

```

AP-AICH-InformationList-AuditRsp ::= SEQUENCE (SIZE (1..maxCPCHCell)) OF ProtocolIE-Single-Container {{ AP-AICH-InformationItemIE-AuditRsp }}

AP-AICH-InformationItemIE-AuditRsp NBAP-PROTOCOL-IES ::= {
  { ID id-AP-AICH-Information  CRITICALITY ignore  TYPE Common-PhysicalChannel-Status-Information  PRESENCE mandatory }
}

CDCA-ICH-InformationList-AuditRsp ::= SEQUENCE (SIZE (1..maxCPCHCell)) OF ProtocolIE-Single-Container {{ CDCA-ICH-InformationItemIE-AuditRsp }}

CDCA-ICH-InformationItemIE-AuditRsp NBAP-PROTOCOL-IES ::= {
  { ID id-CDCA-ICH-Information  CRITICALITY ignore  TYPE Common-PhysicalChannel-Status-Information  PRESENCE mandatory }
}

SCH-Information-AuditRsp ::= ProtocolIE-Single-Container {{ SCH-InformationIE-AuditRsp }}

SCH-InformationIE-AuditRsp NBAP-PROTOCOL-IES ::= {
  { ID id-SCH-Information  CRITICALITY ignore  TYPE Common-PhysicalChannel-Status-Information  PRESENCE mandatory }
}

CCP-InformationList-AuditRsp ::= SEQUENCE (SIZE (1..maxCCPinNodeB)) OF ProtocolIE-Single-Container {{ CCP-InformationItemIE-AuditRsp }}

CCP-InformationItemIE-AuditRsp NBAP-PROTOCOL-IES ::= {
  { ID id-CCP-InformationItem-AuditRsp  CRITICALITY ignore  TYPE CCP-InformationItem-AuditRsp  PRESENCE mandatory }
}

CCP-InformationItem-AuditRsp ::= SEQUENCE {
  communicationControlPortID  CommunicationControlPortID,
  resourceOperationalState  ResourceOperationalState,
  availabilityStatus  AvailabilityStatus,
  iE-Extensions  ProtocolExtensionContainer {{ CCP-InformationItem-AuditRsp-ExtIEs }}  OPTIONAL,
  ...
}

CCP-InformationItem-AuditRsp-ExtIEs NBAP-PROTOCOL-EXTENSION ::= {
  ...
}

FPACH-LCR-InformationList-AuditRsp ::= SEQUENCE (SIZE (1..maxFPACHCell)) OF ProtocolIE-Single-Container {{ FPACH-LCR-InformationItemIE-AuditRsp }}

FPACH-LCR-InformationItemIE-AuditRsp NBAP-PROTOCOL-IES ::= {
  { ID id-FPACH-LCR-Information-AuditRsp  CRITICALITY ignore  TYPE Common-PhysicalChannel-Status-Information  PRESENCE mandatory }
}

DwPCH-LCR-InformationList-AuditRsp ::= ProtocolIE-Single-Container {{ DwPCH-LCR-InformationIE-AuditRsp }}

DwPCH-LCR-InformationIE-AuditRsp NBAP-PROTOCOL-IES ::= {
  { ID id-DwPCH-LCR-Information-AuditRsp  CRITICALITY ignore  TYPE Common-PhysicalChannel-Status-Information  PRESENCE mandatory }
}

Local-Cell-InformationList-AuditRsp ::= SEQUENCE (SIZE (1..maxLocalCellinNodeB)) OF ProtocolIE-Single-Container {{ Local-Cell-InformationItemIE-AuditRsp }}

Local-Cell-InformationItemIE-AuditRsp NBAP-PROTOCOL-IES ::= {

```

```

    { ID      id-Local-Cell-InformationItem-AuditRsp      CRITICALITY  ignore      TYPE      Local-Cell-InformationItem-
    AuditRsp      PRESENCE      mandatory}
  }

Local-Cell-InformationItem-AuditRsp ::= SEQUENCE {
  local-Cell-ID                Local-Cell-ID,
  dl-or-global-capacityCredit   DL-or-Global-CapacityCredit,
  ul-capacityCredit             UL-CapacityCredit      OPTIONAL,
  commonChannelsCapacityConsumptionLaw  CommonChannelsCapacityConsumptionLaw,
  dedicatedChannelsCapacityConsumptionLaw  DedicatedChannelsCapacityConsumptionLaw,
  maximumDL-PowerCapability      MaximumDL-PowerCapability      OPTIONAL,
  minSpreadingFactor            MinSpreadingFactor      OPTIONAL,
  minimumDL-PowerCapability      MinimumDL-PowerCapability      OPTIONAL,
  local-Cell-Group-ID          Local-Cell-ID      OPTIONAL,
  iE-Extensions                ProtocolExtensionContainer  {{ Local-Cell-InformationItem-AuditRsp-ExtIEs}}  OPTIONAL,
  ...
}

Local-Cell-InformationItem-AuditRsp-ExtIEs NBAP-PROTOCOL-EXTENSION ::= {
  { ID      id-ReferenceClockAvailability      CRITICALITY  ignore      EXTENSION ReferenceClockAvailability      PRESENCE optional }|
  { ID      id-Power-Local-Cell-Group-ID      CRITICALITY  ignore      EXTENSION Local-Cell-ID      PRESENCE optional },
  ...
}

Local-Cell-Group-InformationList-AuditRsp ::= SEQUENCE (SIZE (1..maxLocalCellinNodeB)) OF ProtocolIE-Single-Container {{ Local-Cell-Group-
InformationItemIE-AuditRsp }}

Local-Cell-Group-InformationItemIE-AuditRsp NBAP-PROTOCOL-IES ::= {
  { ID      id-Local-Cell-Group-InformationItem-AuditRsp      CRITICALITY  ignore      TYPE Local-Cell-Group-
InformationItem-AuditRsp      PRESENCE      mandatory}
}

Local-Cell-Group-InformationItem-AuditRsp ::= SEQUENCE {
  local-Cell-Group-ID          Local-Cell-ID,
  dl-or-global-capacityCredit   DL-or-Global-CapacityCredit,
  ul-capacityCredit             UL-CapacityCredit      OPTIONAL,
  commonChannelsCapacityConsumptionLaw  CommonChannelsCapacityConsumptionLaw,
  dedicatedChannelsCapacityConsumptionLaw  DedicatedChannelsCapacityConsumptionLaw,
  iE-Extensions                ProtocolExtensionContainer  {{ Local-Cell-Group-InformationItem-AuditRsp-ExtIEs}}  OPTIONAL,
  ...
}

Local-Cell-Group-InformationItem-AuditRsp-ExtIEs NBAP-PROTOCOL-EXTENSION ::= {
  ...
}

Power-Local-Cell-Group-InformationList-AuditRsp ::= SEQUENCE (SIZE (1..maxLocalCellinNodeB)) OF ProtocolIE-Single-Container {{ Power-Local-Cell-
Group-InformationItemIE-AuditRsp }}

Power-Local-Cell-Group-InformationItemIE-AuditRsp NBAP-PROTOCOL-IES ::= {
  { ID      id-Power-Local-Cell-Group-InformationItem-AuditRsp      CRITICALITY  ignore      TYPE Power-Local-Cell-Group-InformationItem-
AuditRsp      PRESENCE      mandatory}
}

```

```

Power-Local-Cell-Group-InformationItem-AuditRsp ::= SEQUENCE {
    power-Local-Cell-Group-ID          Local-Cell-ID,
    maximumDL-PowerCapability          MaximumDL-PowerCapability,
    iE-Extensions                      ProtocolExtensionContainer  {{ Power-Local-Cell-Group-InformationItem-AuditRsp-ExtIEs}}
    OPTIONAL,
    ...
}

Power-Local-Cell-Group-InformationItem-AuditRsp-ExtIEs NBAP-PROTOCOL-EXTENSION ::= {
    ...
}

-- *****
--
-- AUDIT FAILURE
--
-- *****

AuditFailure ::= SEQUENCE {
    protocolIEs          ProtocolIE-Container  {{AuditFailure-IEs}},
    protocolExtensions   ProtocolExtensionContainer  {{AuditFailure-Extensions}}          OPTIONAL,
    ...
}

AuditFailure-IEs NBAP-PROTOCOL-IES ::= {
    { ID      id-Cause          CRITICALITY   ignore          TYPE      Cause          PRESENCE mandatory }
    { ID      id-CriticalityDiagnostics  CRITICALITY   ignore          TYPE      CriticalityDiagnostics  PRESENCE optional },
    ...
}

AuditFailure-Extensions NBAP-PROTOCOL-EXTENSION ::= {
    ...
}

-- *****
--
-- COMMON MEASUREMENT INITIATION REQUEST
--
-- *****

CommonMeasurementInitiationRequest ::= SEQUENCE {
    protocolIEs          ProtocolIE-Container  {{CommonMeasurementInitiationRequest-IEs}},
    protocolExtensions   ProtocolExtensionContainer  {{CommonMeasurementInitiationRequest-Extensions}}          OPTIONAL,
    ...
}

CommonMeasurementInitiationRequest-IEs NBAP-PROTOCOL-IES ::= {
    { ID      id-MeasurementID          CRITICALITY reject          TYPE      MeasurementID          PRESENCE
    mandatory }|
    { ID      id-CommonMeasurementObjectType-CM-Rqst          CRITICALITY reject          TYPE      CommonMeasurementObjectType-CM-Rqst          PRESENCE
    mandatory }|
    -- This IE represents both the Common Measurement Object Type IE and the choice based on the Common Measurement Object Type
    -- as described in the tabular message format in subclause 9.1.

```

```

    { ID id-CommonMeasurementType          CRITICALITY reject          TYPE CommonMeasurementType          PRESENCE
      mandatory }|
    { ID id-MeasurementFilterCoefficient    CRITICALITY reject          TYPE MeasurementFilterCoefficient    PRESENCE
      optional }|
    { ID id-ReportCharacteristics          CRITICALITY reject          TYPE ReportCharacteristics          PRESENCE
      mandatory }|
    { ID id-SFNReportingIndicator          CRITICALITY reject          TYPE SFNReportingIndicator          PRESENCE
      mandatory }|
    { ID id-SFN                            CRITICALITY reject          TYPE SFN                            PRESENCE optional
    },
    ...
}

CommonMeasurementInitiationRequest-Extensions NBAP-PROTOCOL-EXTENSION ::= {
    ...,
    {ID id-CommonMeasurementAccuracy      CRITICALITY reject          EXTENSION CommonMeasurementAccuracy  PRESENCE
optional}
}

CommonMeasurementObjectType-CM-Rqst ::= CHOICE {
    cell Cell-CM-Rqst,
    rACH RACH-CM-Rqst,
    cPCH CPCH-CM-Rqst,
    ...
}

Cell-CM-Rqst ::= SEQUENCE {
    c-ID C-ID,
    timeSlot TimeSlot OPTIONAL, -- For 3.84Mcps TDD only
    iE-Extensions ProtocolExtensionContainer { { CellItem-CM-Rqst-ExtIEs } } OPTIONAL,
    ...
}

CellItem-CM-Rqst-ExtIEs NBAP-PROTOCOL-EXTENSION ::= {
    { ID id-TimeSlotLCR-CM-Rqst          CRITICALITY reject          EXTENSION TimeSlotLCR          PRESENCE optional }| -- For 1.28Mcps TDD only
    {ID id-NeighbouringCellMeasurementInformation CRITICALITY ignore          EXTENSION NeighbouringCellMeasurementInformation PRESENCE
optional},
    ...
}

RACH-CM-Rqst ::= SEQUENCE {
    c-ID C-ID,
    commonTransportChannelID CommonTransportChannelID,
    iE-Extensions ProtocolExtensionContainer { { RACHItem-CM-Rqst-ExtIEs } } OPTIONAL,
    ...
}

RACHItem-CM-Rqst-ExtIEs NBAP-PROTOCOL-EXTENSION ::= {
    ...
}

CPCH-CM-Rqst ::= SEQUENCE {
    c-ID C-ID,

```

```

    commonTransportChannelID      CommonTransportChannelID,
    spreadingfactor                MinUL-ChannelisationCodeLength      OPTIONAL,
    iE-Extensions                  ProtocolExtensionContainer { { CPCHItem-CM-Rqst-ExtIEs } }           OPTIONAL,
    ...
}

CPCHItem-CM-Rqst-ExtIEs NBAP-PROTOCOL-EXTENSION ::= {
    ...
}

-- *****
--
-- COMMON MEASUREMENT INITIATION RESPONSE
--
-- *****

CommonMeasurementInitiationResponse ::= SEQUENCE {
    protocolIEs          ProtocolIE-Container    {{CommonMeasurementInitiationResponse-IEs}},
    protocolExtensions   ProtocolExtensionContainer {{CommonMeasurementInitiationResponse-Extensions}}   OPTIONAL,
    ...
}

CommonMeasurementInitiationResponse-IEs NBAP-PROTOCOL-IES ::= {
    { ID      id-MeasurementID          CRITICALITY ignore          TYPE      MeasurementID          PRESENCE
    mandatory }|
    { ID      id-CommonMeasurementObjectType-CM-Rsp  CRITICALITY ignore          TYPE      CommonMeasurementObjectType-CM-Rsp  PRESENCE optional
    }|
    { ID      id-SFN                      CRITICALITY ignore          TYPE      SFN                                PRESENCE
    optional }|
    { ID      id-CriticalityDiagnostics  CRITICALITY ignore          TYPE      CriticalityDiagnostics          PRESENCE optional },
    ...
}

CommonMeasurementInitiationResponse-Extensions NBAP-PROTOCOL-EXTENSION ::= {
    ...,
    {ID id-CommonMeasurementAccuracy          CRITICALITY ignore          EXTENSION CommonMeasurementAccuracy          PRESENCE optional}
}

CommonMeasurementObjectType-CM-Rsp ::= CHOICE {
    cell                Cell-CM-Rsp,
    rACH                RACH-CM-Rsp,
    cPCH                CPCH-CM-Rsp,
    ...
}

Cell-CM-Rsp ::= SEQUENCE {
    commonMeasurementValue      CommonMeasurementValue,
    iE-Extensions                ProtocolExtensionContainer { { CellItem-CM-Rsp-ExtIEs } }           OPTIONAL,
    ...
}

CellItem-CM-Rsp-ExtIEs NBAP-PROTOCOL-EXTENSION ::= {
    ...
}

```

```

RACH-CM-Rsp ::= SEQUENCE {
    commonMeasurementValue      CommonMeasurementValue,
    iE-Extensions                ProtocolExtensionContainer { { RACHItem-CM-Rsp-ExtIEs } }
    ...
}
OPTIONAL,

RACHItem-CM-Rsp-ExtIEs NBAP-PROTOCOL-EXTENSION ::= {
    ...
}

CPCH-CM-Rsp ::= SEQUENCE {
    commonMeasurementValue      CommonMeasurementValue,
    iE-Extensions                ProtocolExtensionContainer { { CPCHItem-CM-Rsp-ExtIEs } }
    ...
}
OPTIONAL,

CPCHItem-CM-Rsp-ExtIEs NBAP-PROTOCOL-EXTENSION ::= {
    ...
}

-- *****
--
-- COMMON MEASUREMENT INITIATION FAILURE
--
-- *****

CommonMeasurementInitiationFailure ::= SEQUENCE {
    protocolIEs                ProtocolIE-Container {{CommonMeasurementInitiationFailure-IEs}},
    protocolExtensions          ProtocolExtensionContainer {{CommonMeasurementInitiationFailure-Extensions}}
    ...
}
OPTIONAL,

CommonMeasurementInitiationFailure-IEs NBAP-PROTOCOL-IEs ::= {
    { ID    id-MeasurementID      CRITICALITY  ignore      TYPE    MeasurementID      PRESENCE mandatory }|
    { ID    id-Cause              CRITICALITY  ignore      TYPE    Cause                  PRESENCE mandatory }|
    { ID    id-CriticalityDiagnostics CRITICALITY  ignore      TYPE    CriticalityDiagnostics    PRESENCE optional },
    ...
}

CommonMeasurementInitiationFailure-Extensions NBAP-PROTOCOL-EXTENSION ::= {
    ...
}

-- *****
--
-- COMMON MEASUREMENT REPORT
--
-- *****

CommonMeasurementReport ::= SEQUENCE {
    protocolIEs                ProtocolIE-Container {{CommonMeasurementReport-IEs}},
    protocolExtensions          ProtocolExtensionContainer {{CommonMeasurementReport-Extensions}}
    ...
}
OPTIONAL,

```

```

}

CommonMeasurementReport-IEs NBAP-PROTOCOL-IES ::= {
  { ID      id-MeasurementID          CRITICALITY ignore          TYPE      MeasurementID          PRESENCE
  mandatory }|
  { ID      id-CommonMeasurementObjectType-CM-Rprt  CRITICALITY ignore          TYPE      CommonMeasurementObjectType-CM-Rprt  PRESENCE
  mandatory }|
  { ID      id-SFN                    CRITICALITY ignore          TYPE      SFN                                PRESENCE
  optional },
  ...
}

CommonMeasurementReport-Extensions NBAP-PROTOCOL-EXTENSION ::= {
  ...
}

CommonMeasurementObjectType-CM-Rprt ::= CHOICE {
  cell          Cell-CM-Rprt,
  rACH          RACH-CM-Rprt,
  cPCH         CPCH-CM-Rprt,
  ...
}

Cell-CM-Rprt ::= SEQUENCE {
  commonMeasurementValueInformation CommonMeasurementValueInformation,
  iE-Extensions                    ProtocolExtensionContainer {{ CellItem-CM-Rprt-ExtIEs }}          OPTIONAL,
  ...
}

CellItem-CM-Rprt-ExtIEs NBAP-PROTOCOL-EXTENSION ::= {
  ...
}

RACH-CM-Rprt ::= SEQUENCE {
  commonMeasurementValueInformation CommonMeasurementValueInformation,
  iE-Extensions                    ProtocolExtensionContainer {{ RACHItem-CM-Rprt-ExtIEs }}          OPTIONAL,
  ...
}

RACHItem-CM-Rprt-ExtIEs NBAP-PROTOCOL-EXTENSION ::= {
  ...
}

CPCH-CM-Rprt ::= SEQUENCE {
  commonMeasurementValueInformation CommonMeasurementValueInformation,
  iE-Extensions                    ProtocolExtensionContainer {{ CPCHItem-CM-Rprt-ExtIEs }}          OPTIONAL,
  ...
}

CPCHItem-CM-Rprt-ExtIEs NBAP-PROTOCOL-EXTENSION ::= {
  ...
}

```



```

-- *****
--
-- COMMON MEASUREMENT TERMINATION REQUEST
--
-- *****

CommonMeasurementTerminationRequest ::= SEQUENCE {
    protocolIEs          ProtocolIE-Container    {{CommonMeasurementTerminationRequest-IEs}},
    protocolExtensions   ProtocolExtensionContainer {{CommonMeasurementTerminationRequest-Extensions}}    OPTIONAL,
    ...
}

CommonMeasurementTerminationRequest-IEs NBAP-PROTOCOL-IES ::= {
    { ID      id-MeasurementID          CRITICALITY ignore          TYPE      MeasurementID          PRESENCE mandatory },
    ...
}

CommonMeasurementTerminationRequest-Extensions NBAP-PROTOCOL-EXTENSION ::= {
    ...
}

-- *****
--
-- COMMON MEASUREMENT FAILURE INDICATION
--
-- *****

CommonMeasurementFailureIndication ::= SEQUENCE {
    protocolIEs          ProtocolIE-Container    {{CommonMeasurementFailureIndication-IEs}},
    protocolExtensions   ProtocolExtensionContainer {{CommonMeasurementFailureIndication-Extensions}}    OPTIONAL,
    ...
}

CommonMeasurementFailureIndication-IEs NBAP-PROTOCOL-IES ::= {
    { ID      id-MeasurementID          CRITICALITY ignore          TYPE      MeasurementID          PRESENCE mandatory } |
    { ID      id-Cause                  CRITICALITY ignore          TYPE      Cause                PRESENCE mandatory } |
    ...
}

CommonMeasurementFailureIndication-Extensions NBAP-PROTOCOL-EXTENSION ::= {
    ...
}

-- *****
--
-- CELL SETUP REQUEST FDD
--
-- *****

CellSetupRequestFDD ::= SEQUENCE {
    protocolIEs          ProtocolIE-Container    {{CellSetupRequestFDD-IEs}},
    protocolExtensions   ProtocolExtensionContainer {{CellSetupRequestFDD-Extensions}}    OPTIONAL,
    ...
}

```

```

}

CellSetupRequestFDD-IEs NBAP-PROTOCOL-IES ::= {
  { ID id-Local-Cell-ID                                     CRITICALITY reject          TYPE Local-Cell-ID
    PRESENCE mandatory }|
  { ID id-C-ID                                             CRITICALITY reject          TYPE C-ID
    PRESENCE mandatory }|
  { ID id-ConfigurationGenerationID                       CRITICALITY reject          TYPE ConfigurationGenerationID
    PRESENCE mandatory }|
  { ID id-T-Cell                                           CRITICALITY reject          TYPE T-Cell
    PRESENCE mandatory }|
  { ID id-UARFCNforNu                                       CRITICALITY reject          TYPE UARFCN
    PRESENCE mandatory }|
  { ID id-UARFCNforNd                                       CRITICALITY reject          TYPE UARFCN
    PRESENCE mandatory }|
  { ID id-MaximumTransmissionPower                       CRITICALITY reject          TYPE MaximumTransmissionPower
    PRESENCE mandatory }|
  { ID id-Closed-Loop-Timing-Adjustment-Mode             CRITICALITY reject          TYPE
    Closedlooptimingadjustmentmode PRESENCE optional }|
  { ID id-PrimaryScramblingCode                          CRITICALITY reject          TYPE PrimaryScramblingCode
    PRESENCE mandatory }|
  { ID id-Synchronisation-Configuration-Cell-SetupRqst   CRITICALITY reject          TYPE Synchronisation-
    Configuration-Cell-SetupRqst PRESENCE mandatory }|
  { ID id-DL-TPC-Pattern01Count                          CRITICALITY reject          TYPE DL-TPC-Pattern01Count
    PRESENCE mandatory }|
  { ID id-PrimarySCH-Information-Cell-SetupRqstFDD       CRITICALITY reject          TYPE PrimarySCH-Information-
    Cell-SetupRqstFDD PRESENCE mandatory }|
  { ID id-SecondarySCH-Information-Cell-SetupRqstFDD    CRITICALITY reject          TYPE SecondarySCH-Information-
    Cell-SetupRqstFDD PRESENCE mandatory }|
  { ID id-PrimaryCPICH-Information-Cell-SetupRqstFDD    CRITICALITY reject          TYPE PrimaryCPICH-Information-
    Cell-SetupRqstFDD PRESENCE mandatory }|
  { ID id-SecondaryCPICH-InformationList-Cell-SetupRqstFDD CRITICALITY reject          TYPE SecondaryCPICH-
    InformationList-Cell-SetupRqstFDD PRESENCE optional }|
  { ID id-PrimaryCCPCH-Information-Cell-SetupRqstFDD    CRITICALITY reject          TYPE PrimaryCCPCH-Information-
    Cell-SetupRqstFDD PRESENCE mandatory }|
  { ID id-Limited-power-increase-information-Cell-SetupRqstFDD CRITICALITY reject          TYPE Limited-power-increase-
    information-Cell-SetupRqstFDD PRESENCE mandatory },
  ...
}

CellSetupRequestFDD-Extensions NBAP-PROTOCOL-EXTENSION ::= {
  {ID id-IPDLParameter-Information-Cell-SetupRqstFDD     CRITICALITY reject          EXTENSION          IPDLParameter-Information-
    Cell-SetupRqstFDD PRESENCE optional }|
  {ID id-PDSCH-Information-Cell-SetupRqstFDD           CRITICALITY reject          EXTENSION          PDSCH-Information-Cell-
    SetupRqstFDD PRESENCE optional },
  ...
}

Synchronisation-Configuration-Cell-SetupRqst ::= SEQUENCE {
  n-INSYNC-IND          N-INSYNC-IND,
  n-OUTSYNC-IND         N-OUTSYNC-IND,
  t-RLFFAILURE          T-RLFFAILURE,
  iE-Extensions         ProtocolExtensionContainer { { Synchronisation-Configuration-Cell-SetupRqst-ExtIEs} } OPTIONAL,
  ...
}

```

```

}

Synchronisation-Configuration-Cell-SetupRqst-ExtIEs NBAP-PROTOCOL-EXTENSION ::= {
  ...
}

PrimarySCH-Information-Cell-SetupRqstFDD ::= SEQUENCE {
  commonPhysicalChannelID      CommonPhysicalChannelID,
  primarySCH-Power              DL-Power,
  tSTD-Indicator                TSTD-Indicator,
  iE-Extensions                 ProtocolExtensionContainer { { PrimarySCH-Information-Cell-SetupRqstFDD-ExtIEs } }  OPTIONAL,
  ...
}

PrimarySCH-Information-Cell-SetupRqstFDD-ExtIEs NBAP-PROTOCOL-EXTENSION ::= {
  ...
}

SecondarySCH-Information-Cell-SetupRqstFDD ::= SEQUENCE {
  commonPhysicalChannelID      CommonPhysicalChannelID,
  secondarySCH-Power           DL-Power,
  tSTD-Indicator                TSTD-Indicator,
  iE-Extensions                 ProtocolExtensionContainer { { SecondarySCH-Information-Cell-SetupRqstFDD-ExtIEs } }  OPTIONAL,
  ...
}

SecondarySCH-Information-Cell-SetupRqstFDD-ExtIEs NBAP-PROTOCOL-EXTENSION ::= {
  ...
}

PrimaryCPICH-Information-Cell-SetupRqstFDD ::= SEQUENCE {
  commonPhysicalChannelID      CommonPhysicalChannelID,
  primaryCPICH-Power            PrimaryCPICH-Power,
  transmitDiversityIndicator    TransmitDiversityIndicator,
  iE-Extensions                 ProtocolExtensionContainer { { PrimaryCPICH-Information-Cell-SetupRqstFDD-ExtIEs } }  OPTIONAL,
  ...
}

PrimaryCPICH-Information-Cell-SetupRqstFDD-ExtIEs NBAP-PROTOCOL-EXTENSION ::= {
  ...
}

SecondaryCPICH-InformationList-Cell-SetupRqstFDD ::= SEQUENCE (SIZE (1..maxSCPICHCell)) OF ProtocolIE-Single-Container{{ SecondaryCPICH-
InformationItemIE-Cell-SetupRqstFDD }}

SecondaryCPICH-InformationItemIE-Cell-SetupRqstFDD NBAP-PROTOCOL-IES ::= {
  { ID      id-SecondaryCPICH-InformationItem-Cell-SetupRqstFDD      CRITICALITY      reject      TYPE      SecondaryCPICH-
InformationItem-Cell-SetupRqstFDD      PRESENCE      mandatory}
}

SecondaryCPICH-InformationItem-Cell-SetupRqstFDD ::= SEQUENCE {
  commonPhysicalChannelID      CommonPhysicalChannelID,
  dl-ScramblingCode             DL-ScramblingCode,
  fDD-DL-ChannelisationCodeNumber FDD-DL-ChannelisationCodeNumber,

```

```

    secondaryCPICH-Power          DL-Power,
    transmitDiversityIndicator    TransmitDiversityIndicator,
    iE-Extensions                 ProtocolExtensionContainer { { SecondaryCPICH-InformationItem-Cell-SetupRqstFDD-ExtIEs} } OPTIONAL,
    ...
}

SecondaryCPICH-InformationItem-Cell-SetupRqstFDD-ExtIEs NBAP-PROTOCOL-EXTENSION ::= {
    ...
}

PrimaryCCPCH-Information-Cell-SetupRqstFDD ::= SEQUENCE {
    commonPhysicalChannelID        CommonPhysicalChannelID,
    bCH-information                 BCH-Information-Cell-SetupRqstFDD,
    sTTD-Indicator                 STTD-Indicator,
    iE-Extensions                 ProtocolExtensionContainer { { PrimaryCCPCH-Information-Cell-SetupRqstFDD-ExtIEs} } OPTIONAL,
    ...
}

PrimaryCCPCH-Information-Cell-SetupRqstFDD-ExtIEs NBAP-PROTOCOL-EXTENSION ::= {
    ...
}

BCH-Information-Cell-SetupRqstFDD ::= SEQUENCE {
    commonTransportChannelID        CommonTransportChannelID,
    bCH-Power                       DL-Power,
    iE-Extensions                 ProtocolExtensionContainer { { BCH-Information-Cell-SetupRqstFDD-ExtIEs} } OPTIONAL,
    ...
}

BCH-Information-Cell-SetupRqstFDD-ExtIEs NBAP-PROTOCOL-EXTENSION ::= {
    ...
}

Limited-power-increase-information-Cell-SetupRqstFDD ::= SEQUENCE {
    powerRaiseLimit                 PowerRaiseLimit,
    dLPowerAveragingWindowSize      DLPowerAveragingWindowSize,
    iE-Extensions                 ProtocolExtensionContainer { { Limited-power-increase-information-Cell-SetupRqstFDD-ExtIEs} } OPTIONAL,
    ...
}

Limited-power-increase-information-Cell-SetupRqstFDD-ExtIEs NBAP-PROTOCOL-EXTENSION ::= {
    ...
}

IPDLParameter-Information-Cell-SetupRqstFDD ::= SEQUENCE {
    iPDL-FDD-Parameters             IPDL-FDD-Parameters,
    iPDL-Indicator                 IPDL-Indicator,
    iE-Extensions                 ProtocolExtensionContainer { { IPDLParameter-Information-Cell-SetupRqstFDD-ExtIEs} } OPTIONAL,
    ...
}

IPDLParameter-Information-Cell-SetupRqstFDD-ExtIEs NBAP-PROTOCOL-EXTENSION ::= {
    ...
}

```

```

}

PDSCH-Information-Cell-SetupRqstFDD ::= SEQUENCE {
    maximum-PDSCH-Power      Maximum-PDSCH-Power,
    IE-Extensions            ProtocolExtensionContainer { { PDSCH-Information-Cell-SetupRqstFDD-ExtIEs} }    OPTIONAL,
    ...
}

PDSCH-Information-Cell-SetupRqstFDD-ExtIEs NBAP-PROTOCOL-EXTENSION ::= {
    ...
}

-- *****
--
-- CELL SETUP REQUEST TDD
--
-- *****

CellSetupRequestTDD ::= SEQUENCE {
    protocolIEs              ProtocolIE-Container   {{CellSetupRequestTDD-IEs}},
    protocolExtensions       ProtocolExtensionContainer {{CellSetupRequestTDD-Extensions}}    OPTIONAL,
    ...
}

CellSetupRequestTDD-IEs NBAP-PROTOCOL-IES ::= {
    { ID      id-Local-Cell-ID          CRITICALITY  reject      TYPE          Local-Cell-ID
      PRESENCE  mandatory    }|
      { ID      id-C-ID                  CRITICALITY  reject      TYPE          C-ID
        PRESENCE  mandatory    }|
    { ID      id-ConfigurationGenerationID  CRITICALITY  reject      TYPE          ConfigurationGenerationID
      PRESENCE  mandatory    }|
    { ID      id-UARFCNforNt             CRITICALITY  reject      TYPE          UARFCN
      PRESENCE  mandatory    }|
    { ID      id-CellParameterID         CRITICALITY  reject      TYPE          CellParameterID
      PRESENCE  mandatory    }|
    { ID      id-MaximumTransmissionPower CRITICALITY  reject      TYPE          MaximumTransmissionPower
      PRESENCE  mandatory    }|
    { ID      id-TransmissionDiversityApplied CRITICALITY  reject      TYPE          TransmissionDiversityApplied
      PRESENCE  mandatory    }|
    { ID      id-SyncCase                 CRITICALITY  reject      TYPE          SyncCase
      PRESENCE  mandatory    }|
    { ID      id-Synchronisation-Configuration-Cell-SetupRqst CRITICALITY  reject      TYPE          Synchronisation-Configuration-
Cell-SetupRqst PRESENCE  mandatory }|
    { ID      id-DPCHConstant             CRITICALITY  reject      TYPE          ConstantValue
      PRESENCE  mandatory    }|
    { ID      id-PUSCHConstant            CRITICALITY  reject      TYPE          ConstantValue
      PRESENCE  mandatory    }|
    { ID      id-PRACHConstant            CRITICALITY  reject      TYPE          ConstantValue
      PRESENCE  mandatory    }|
    { ID      id-TimingAdvanceApplied     CRITICALITY  reject      TYPE          TimingAdvanceApplied
      PRESENCE  mandatory    }|
    { ID      id-SCH-Information-Cell-SetupRqstTDD CRITICALITY  reject      TYPE          SCH-Information-Cell-
SetupRqstTDD PRESENCE  optional }| -- Mandatory for 3.84Mcps TDD only
}

```

```

    { ID id-PCCPCH-Information-Cell-SetupRqstTDD CRITICALITY reject TYPE PCCPCH-Information-Cell-
SetupRqstTDD PRESENCE optional }| -- Mandatory for 3.84Mcps TDD only
    { ID id-TimeSlotConfigurationList-Cell-SetupRqstTDD CRITICALITY reject TYPE TimeSlotConfigurationList-Cell-
SetupRqstTDD PRESENCE optional }, -- Mandatory for 3.84Mcps TDD only
    ...
}

CellSetupRequestTDD-Extensions NBAP-PROTOCOL-EXTENSION ::= {
  { ID id-TimeSlotConfigurationList-LCR-Cell-SetupRqstTDD CRITICALITY reject EXTENSION TimeSlotConfigurationList-LCR-
Cell-SetupRqstTDD PRESENCE optional }| -- Mandatory for 1.28Mcps TDD only
  { ID id-PCCPCH-LCR-Information-Cell-SetupRqstTDD CRITICALITY reject EXTENSION PCCPCH-LCR-Information-Cell-
SetupRqstTDD PRESENCE optional }| -- Mandatory for 1.28Mcps TDD only
  { ID id-DwPCH-LCR-Information-Cell-SetupRqstTDD CRITICALITY reject EXTENSION DwPCH-LCR-Information-Cell-
SetupRqstTDD PRESENCE optional }| -- Mandatory for 1.28Mcps TDD only
  { ID id-ReferenceSFNoffset CRITICALITY ignore EXTENSION ReferenceSFNoffset PRESENCE optional }|
  { ID id-IPDLParameter-Information-Cell-SetupRqstTDD CRITICALITY reject EXTENSION IPDLParameter-Information-
Cell-SetupRqstTDD PRESENCE optional }| -- For 3.84Mcps TDD only
  { ID id-IPDLParameter-Information-LCR-Cell-SetupRqstTDD CRITICALITY reject EXTENSION IPDLParameter-
Information-LCR-Cell-SetupRqstTDD PRESENCE optional }, -- For 1.28Mcps TDD only
  ...
}

SCH-Information-Cell-SetupRqstTDD ::= SEQUENCE {
  commonPhysicalChannelID CommonPhysicalChannelID,
  syncCaseIndicator SyncCaseIndicator-Cell-SetupRqstTDD-PSCH,
  sCH-Power DL-Power,
  tSTD-Indicator TSTD-Indicator,
  iE-Extensions ProtocolExtensionContainer { { SCH-Information-Cell-SetupRqstTDD-ExtIEs } } OPTIONAL,
  ...
}

SCH-Information-Cell-SetupRqstTDD-ExtIEs NBAP-PROTOCOL-EXTENSION ::= {
  ...
}

SyncCaseIndicator-Cell-SetupRqstTDD-PSCH ::= ProtocolIE-Single-Container { { SyncCaseIndicatorIE-Cell-SetupRqstTDD-PSCH } }

SyncCaseIndicatorIE-Cell-SetupRqstTDD-PSCH NBAP-PROTOCOL-IES ::= {
  { ID id-SyncCaseIndicatorItem-Cell-SetupRqstTDD-PSCH CRITICALITY reject TYPE SyncCaseIndicatorItem-Cell-SetupRqstTDD-PSCH PRESENCE
mandatory }
}

SyncCaseIndicatorItem-Cell-SetupRqstTDD-PSCH ::= CHOICE {
  case1 Case1-Cell-SetupRqstTDD,
  case2 Case2-Cell-SetupRqstTDD,
  ...
}

Case1-Cell-SetupRqstTDD ::= SEQUENCE {
  timeSlot TimeSlot,
  iE-Extensions ProtocolExtensionContainer { { Case1Item-Cell-SetupRqstTDD-ExtIEs } } OPTIONAL,
  ...
}

```

```

Case1Item-Cell-SetupRqstTDD-ExtIEs NBAP-PROTOCOL-EXTENSION ::= {
    ...
}

Case2-Cell-SetupRqstTDD ::= SEQUENCE {
    sCH-TimeSlot          SCH-TimeSlot,
    iE-Extensions         ProtocolExtensionContainer { { Case2Item-Cell-SetupRqstTDD-ExtIEs } } OPTIONAL,
    ...
}

Case2Item-Cell-SetupRqstTDD-ExtIEs NBAP-PROTOCOL-EXTENSION ::= {
    ...
}

PCCPCH-Information-Cell-SetupRqstTDD ::= SEQUENCE {
    commonPhysicalChannelID      CommonPhysicalChannelID,
    tdd-PhysicalChannelOffset     TDD-PhysicalChannelOffset,
    repetitionPeriod              RepetitionPeriod,
    repetitionLength              RepetitionLength,
    pCCPCH-Power                  PCCPCH-Power,
    sCTD-Indicator                SCTD-Indicator,
    iE-Extensions                 ProtocolExtensionContainer { { PCCPCH-Information-Cell-SetupRqstTDD-ExtIEs } } OPTIONAL,
    ...
}

PCCPCH-Information-Cell-SetupRqstTDD-ExtIEs NBAP-PROTOCOL-EXTENSION ::= {
    ...
}

TimeSlotConfigurationList-Cell-SetupRqstTDD ::= SEQUENCE (SIZE (1..15)) OF TimeSlotConfigurationItem-Cell-SetupRqstTDD

TimeSlotConfigurationItem-Cell-SetupRqstTDD ::= SEQUENCE {
    timeSlot                TimeSlot,
    timeSlotStatus          TimeSlotStatus,
    timeSlotDirection       TimeSlotDirection,
    iE-Extensions           ProtocolExtensionContainer { { TimeSlotConfigurationItem-Cell-SetupRqstTDD-ExtIEs } } OPTIONAL,
    ...
}

TimeSlotConfigurationItem-Cell-SetupRqstTDD-ExtIEs NBAP-PROTOCOL-EXTENSION ::= {
    ...
}

TimeSlotConfigurationList-LCR-Cell-SetupRqstTDD ::= SEQUENCE (SIZE (1..7)) OF TimeSlotConfigurationItem-LCR-Cell-SetupRqstTDD

TimeSlotConfigurationItem-LCR-Cell-SetupRqstTDD ::= SEQUENCE {
    timeSlotLCR              TimeSlotLCR,
    timeSlotStatus          TimeSlotStatus,
    timeSlotDirection       TimeSlotDirection,
    iE-Extensions           ProtocolExtensionContainer { { TimeSlotConfigurationItem-LCR-Cell-SetupRqstTDD-ExtIEs } } OPTIONAL,
    ...
}

```

```

TimeSlotConfigurationItem-LCR-Cell-SetupRqstTDD-ExtIEs NBAP-PROTOCOL-EXTENSION ::= {
    ...
}

PCCPCH-LCR-Information-Cell-SetupRqstTDD ::= SEQUENCE {
    commonPhysicalChannelID          CommonPhysicalChannelID,
    tdd-PhysicalChannelOffset         TDD-PhysicalChannelOffset,
    repetitionPeriod                  RepetitionPeriod,
    repetitionLength                  RepetitionLength,
    pCCPCH-Power                      PCCPCH-Power,
    sCTD-Indicator                    SCTD-Indicator,
    tSTD-Indicator                    TSTD-Indicator,
    iE-Extensions                     ProtocolExtensionContainer { { PCCPCH-LCR-Information-Cell-SetupRqstTDD-ExtIEs } } OPTIONAL,
    ...
}

PCCPCH-LCR-Information-Cell-SetupRqstTDD-ExtIEs NBAP-PROTOCOL-EXTENSION ::= {
    ...
}

DwPCH-LCR-Information-Cell-SetupRqstTDD ::= SEQUENCE {
    commonPhysicalChannelId          CommonPhysicalChannelID,
    tSTD-Indicator                   TSTD-Indicator,
    sYNCD1CodeId                    SYNCD1CodeId,
    dwPCH-Power                      DwPCH-Power,
    iE-Extensions                    ProtocolExtensionContainer { { DwPCH-LCR-Information-Cell-SetupRqstTDD-ExtIEs } } OPTIONAL,
    ...
}

DwPCH-LCR-Information-Cell-SetupRqstTDD-ExtIEs NBAP-PROTOCOL-EXTENSION ::= {
    ...
}

IPDLParameter-Information-Cell-SetupRqstTDD ::= SEQUENCE {
    iPDL-TDD-Parameters              IPDL-TDD-Parameters,
    iPDL-Indicator                    IPDL-Indicator,
    iE-Extensions                     ProtocolExtensionContainer { { IPDLParameter-Information-Cell-SetupRqstTDD-ExtIEs } } OPTIONAL,
    ...
}

IPDLParameter-Information-Cell-SetupRqstTDD-ExtIEs NBAP-PROTOCOL-EXTENSION ::= {
    ...
}

IPDLParameter-Information-LCR-Cell-SetupRqstTDD ::= SEQUENCE {
    iPDL-TDD-Parameters-LCR          IPDL-TDD-Parameters-LCR,
    iPDL-Indicator                    IPDL-Indicator,
    iE-Extensions                     ProtocolExtensionContainer { { IPDLParameter-Information-LCR-Cell-SetupRqstTDD-ExtIEs } } OPTIONAL,
    ...
}

IPDLParameter-Information-LCR-Cell-SetupRqstTDD-ExtIEs NBAP-PROTOCOL-EXTENSION ::= {
    ...
}

```



```
-- *****
--
-- CELL SETUP RESPONSE
--
-- *****
```

```
CellSetupResponse ::= SEQUENCE {
  protocolIEs          ProtocolIE-Container    {{CellSetupResponse-IEs}},
  protocolExtensions  ProtocolExtensionContainer {{CellSetupResponse-Extensions}}    OPTIONAL,
  ...
}
```

```
CellSetupResponse-IEs NBAP-PROTOCOL-IES ::= {
  { ID    id-CriticalityDiagnostics    CRITICALITY    ignore          TYPE    CriticalityDiagnostics          PRESENCE optional},
  ...
}
```

```
CellSetupResponse-Extensions NBAP-PROTOCOL-EXTENSION ::= {
  ...
}
```

```
-- *****
--
-- CELL SETUP FAILURE
--
-- *****
```

```
CellSetupFailure ::= SEQUENCE {
  protocolIEs          ProtocolIE-Container    {{CellSetupFailure-IEs}},
  protocolExtensions  ProtocolExtensionContainer {{CellSetupFailure-Extensions}}    OPTIONAL,
  ...
}
```

```
CellSetupFailure-IEs NBAP-PROTOCOL-IES ::= {
  { ID    id-Cause          CRITICALITY    ignore          TYPE    Cause          PRESENCE mandatory
  }|
  { ID    id-CriticalityDiagnostics    CRITICALITY    ignore          TYPE    CriticalityDiagnostics    PRESENCE optional },
  ...
}
```

```
CellSetupFailure-Extensions NBAP-PROTOCOL-EXTENSION ::= {
  ...
}
```

```
-- *****
--
-- CELL RECONFIGURATION REQUEST FDD
--
-- *****
```

```
CellReconfigurationRequestFDD ::= SEQUENCE {
  protocolIEs          ProtocolIE-Container    {{CellReconfigurationRequestFDD-IEs}},
  protocolExtensions  ProtocolExtensionContainer {{CellReconfigurationRequestFDD-Extensions}}    OPTIONAL,
```

```

}
...
}
CellReconfigurationRequestFDD-IEs NBAP-PROTOCOL-IES ::= {
  { ID id-C-ID PRESENCE mandatory }|
  { ID id-ConfigurationGenerationID PRESENCE mandatory }|
  { ID id-MaximumTransmissionPower PRESENCE optional }|
  { ID id-Synchronisation-Configuration-Cell-ReconfRqst PRESENCE optional }|
  { ID id-PrimarySCH-Information-Cell-ReconfRqstFDD PRESENCE optional }|
  { ID id-SecundarySCH-Information-Cell-ReconfRqstFDD PRESENCE optional }|
  { ID id-PrimaryCPICH-Information-Cell-ReconfRqstFDD PRESENCE optional }|
  { ID id-SecundaryCPICH-InformationList-Cell-ReconfRqstFDD PRESENCE optional }|
  { ID id-PrimaryCCPCH-Information-Cell-ReconfRqstFDD PRESENCE optional },
  ...
}

CellReconfigurationRequestFDD-Extensions NBAP-PROTOCOL-EXTENSION ::= {
  {ID id-IPDLParameter-Information-Cell-ReconfRqstFDD CRITICALITY reject EXTENSION IPDLParameter-Information-
Cell-ReconfRqstFDD PRESENCE optional }|
  {ID id-PDSCH-Information-Cell-ReconfRqstFDD CRITICALITY reject EXTENSION PDSCH-Information-Cell-
ReconfRqstFDD PRESENCE optional },
  ...
}

Synchronisation-Configuration-Cell-ReconfRqst ::= SEQUENCE {
  n-INSYNC-IND N-INSYNC-IND,
  n-OUTSYNC-IND N-OUTSYNC-IND,
  t-RLFFAILURE T-RLFFAILURE,
  iE-Extensions ProtocolExtensionContainer { { Synchronisation-Configuration-Cell-ReconfRqst-ExtIEs} } OPTIONAL,
  ...
}

Synchronisation-Configuration-Cell-ReconfRqst-ExtIEs NBAP-PROTOCOL-EXTENSION ::= {
  ...
}

PrimarySCH-Information-Cell-ReconfRqstFDD ::= SEQUENCE {
  commonPhysicalChannelID CommonPhysicalChannelID,
  primarySCH-Power DL-Power,
  iE-Extensions ProtocolExtensionContainer { { PrimarySCH-Information-Cell-ReconfRqstFDD-ExtIEs} } OPTIONAL,
  ...
}

PrimarySCH-Information-Cell-ReconfRqstFDD-ExtIEs NBAP-PROTOCOL-EXTENSION ::= {
  ...
}

```

```

}

SecondarySCH-Information-Cell-ReconfRqstFDD ::= SEQUENCE {
    commonPhysicalChannelID      CommonPhysicalChannelID,
    secondarySCH-Power           DL-Power,
    iE-Extensions                ProtocolExtensionContainer { { SecondarySCH-Information-Cell-ReconfRqstFDD-ExtIEs} }    OPTIONAL,
    ...
}

SecondarySCH-Information-Cell-ReconfRqstFDD-ExtIEs NBAP-PROTOCOL-EXTENSION ::= {
    ...
}

PrimaryCPICH-Information-Cell-ReconfRqstFDD ::= SEQUENCE {
    commonPhysicalChannelID      CommonPhysicalChannelID,
    primaryCPICH-Power           PrimaryCPICH-Power,
    iE-Extensions                ProtocolExtensionContainer { { PrimaryCPICH-Information-Cell-ReconfRqstFDD-ExtIEs} }    OPTIONAL,
    ...
}

PrimaryCPICH-Information-Cell-ReconfRqstFDD-ExtIEs NBAP-PROTOCOL-EXTENSION ::= {
    ...
}

SecondaryCPICH-InformationList-Cell-ReconfRqstFDD ::= SEQUENCE (SIZE (1..maxSCPICHCell)) OF ProtocolIE-Single-Container{{ SecondaryCPICH-
InformationItemIE-Cell-ReconfRqstFDD }}

SecondaryCPICH-InformationItemIE-Cell-ReconfRqstFDD NBAP-PROTOCOL-IES ::= {
    { ID      id-SecondaryCPICH-InformationItem-Cell-ReconfRqstFDD      CRITICALITY    reject                                TYPE      SecondaryCPICH-
InformationItem-Cell-ReconfRqstFDD      PRESENCE      mandatory}
}

SecondaryCPICH-InformationItem-Cell-ReconfRqstFDD ::= SEQUENCE {
    commonPhysicalChannelID      CommonPhysicalChannelID,
    secondaryCPICH-Power         DL-Power,
    iE-Extensions                ProtocolExtensionContainer { { SecondaryCPICH-InformationItem-Cell-ReconfRqstFDD-ExtIEs} }
    OPTIONAL,
    ...
}

SecondaryCPICH-InformationItem-Cell-ReconfRqstFDD-ExtIEs NBAP-PROTOCOL-EXTENSION ::= {
    ...
}

PrimaryCCPCH-Information-Cell-ReconfRqstFDD ::= SEQUENCE {
    bCH-information              BCH-information-Cell-ReconfRqstFDD,
    iE-Extensions                ProtocolExtensionContainer { { PrimaryCCPCH-Information-Cell-ReconfRqstFDD-ExtIEs} }    OPTIONAL,
    ...
}

PrimaryCCPCH-Information-Cell-ReconfRqstFDD-ExtIEs NBAP-PROTOCOL-EXTENSION ::= {
    ...
}

```

```

BCH-information-Cell-ReconfRqstFDD ::= SEQUENCE {
    commonTransportChannelID      CommonTransportChannelID,
    bCH-Power                      DL-Power,
    iE-Extensions                  ProtocolExtensionContainer { { BCH-information-Cell-ReconfRqstFDD-ExtIEs} }    OPTIONAL,
    ...
}

BCH-information-Cell-ReconfRqstFDD-ExtIEs NBAP-PROTOCOL-EXTENSION ::= {
    ...
}

IPDLParameter-Information-Cell-ReconfRqstFDD ::= SEQUENCE {
    iPDL-FDD-Parameters           IPDL-FDD-Parameters    OPTIONAL,
    iPDL-Indicator                IPDL-Indicator,
    iE-Extensions                 ProtocolExtensionContainer { { IPDLParameter-Information-Cell-ReconfRqstFDD-ExtIEs} }    OPTIONAL,
    ...
}

IPDLParameter-Information-Cell-ReconfRqstFDD-ExtIEs NBAP-PROTOCOL-EXTENSION ::= {
    ...
}

PDSCH-Information-Cell-ReconfRqstFDD ::= SEQUENCE {
    maximumPDSCH-Power           Maximum-PDSCH-Power,
    iE-Extensions                ProtocolExtensionContainer { { PDSCH-Information-Cell-ReconfRqstFDD-ExtIEs} }    OPTIONAL,
    ...
}

PDSCH-Information-Cell-ReconfRqstFDD-ExtIEs NBAP-PROTOCOL-EXTENSION ::= {
    ...
}

-- *****
--
-- CELL RECONFIGURATION REQUEST TDD
--
-- *****

CellReconfigurationRequestTDD ::= SEQUENCE {
    protocolIEs                  ProtocolIE-Container   {{CellReconfigurationRequestTDD-IEs}},
    protocolExtensions           ProtocolExtensionContainer {{CellReconfigurationRequestTDD-Extensions}}    OPTIONAL,
    ...
}

CellReconfigurationRequestTDD-IEs NBAP-PROTOCOL-IES ::= {
    { ID      id-C-ID              CRITICALITY  reject      TYPE      C-ID
      PRESENCE mandatory }|
    { ID      id-ConfigurationGenerationID  CRITICALITY  reject      TYPE      ConfigurationGenerationID
      PRESENCE mandatory }|
    { ID      id-Synchronisation-Configuration-Cell-ReconfRqst  CRITICALITY  reject      TYPE      Synchronisation-Configuration-
Cell-ReconfRqst PRESENCE optional }|
    { ID      id-TimingAdvanceApplied  CRITICALITY  reject      TYPE      TimingAdvanceApplied
      PRESENCE optional }| -- For 3.84Mcps TDD only

```

```

    { ID id-SCH-Information-Cell-ReconfRqstTDD          CRITICALITY reject TYPE SCH-Information-Cell-
ReconfRqstTDD PRESENCE optional }| -- For 3.84Mcps TDD only
    { ID id-PCCPCH-Information-Cell-ReconfRqstTDD      CRITICALITY reject TYPE PCCPCH-Information-Cell-
ReconfRqstTDD PRESENCE optional }|
    { ID id-MaximumTransmissionPower                  CRITICALITY reject TYPE MaximumTransmissionPower
PRESENCE optional }|
    { ID id-DPCHConstant                              CRITICALITY reject TYPE ConstantValue
PRESENCE optional }|
    { ID id-PUSCHConstant                             CRITICALITY reject TYPE ConstantValue
PRESENCE optional }|
    { ID id-PRACHConstant                             CRITICALITY reject TYPE ConstantValue
PRESENCE optional }|
    { ID id-TimeSlotConfigurationList-Cell-ReconfRqstTDD CRITICALITY reject TYPE TimeSlotConfigurationList-Cell-
ReconfRqstTDD PRESENCE optional }, -- For 3.84Mcps TDD only
    ...
}

CellReconfigurationRequestTDD-Extensions NBAP-PROTOCOL-EXTENSION ::= {
    { ID id-TimeSlotConfigurationList-LCR-Cell-ReconfRqstTDD CRITICALITY reject EXTENSION TimeSlotConfigurationList-LCR-
Cell-ReconfRqstTDD PRESENCE optional}| -- Mandatory for 1.28Mcps TDD only
    { ID id-DwPCH-LCR-Information-Cell-ReconfRqstTDD CRITICALITY reject EXTENSION DwPCH-LCR-Information-Cell-
ReconfRqstTDD PRESENCE optional}| -- Mandatory for 1.28Mcps TDD only
    { ID id-IPDLParameter-Information-Cell-ReconfRqstTDD CRITICALITY reject EXTENSION IPDLParameter-Information-
Cell-ReconfRqstTDD PRESENCE optional }| -- For 3.84Mcps TDD only
    { ID id-IPDLParameter-Information-LCR-Cell-ReconfRqstTDD CRITICALITY reject EXTENSION IPDLParameter-
Information-LCR-Cell-ReconfRqstTDD PRESENCE optional }, -- For 1.28Mcps TDD only
    ...
}

SCH-Information-Cell-ReconfRqstTDD ::= SEQUENCE {
    commonPhysicalChannelID CommonPhysicalChannelID,
    sCH-Power DL-Power,
    iE-Extensions ProtocolExtensionContainer { { PSCH-Information-Cell-ReconfRqstTDD-ExtIEs } } OPTIONAL,
    ...
}

PSCH-Information-Cell-ReconfRqstTDD-ExtIEs NBAP-PROTOCOL-EXTENSION ::= {
    ...
}

PCCPCH-Information-Cell-ReconfRqstTDD ::= SEQUENCE {
    commonPhysicalChannelID CommonPhysicalChannelID,
    pCCPCH-Power DL-Power,
    iE-Extensions ProtocolExtensionContainer { { PCCPCH-Information-Cell-ReconfRqstTDD-ExtIEs } } OPTIONAL,
    ...
}

PCCPCH-Information-Cell-ReconfRqstTDD-ExtIEs NBAP-PROTOCOL-EXTENSION ::= {
    ...
}

TimeSlotConfigurationList-Cell-ReconfRqstTDD ::= SEQUENCE (SIZE (1..15)) OF TimeSlotConfigurationItem-Cell-ReconfRqstTDD

TimeSlotConfigurationItem-Cell-ReconfRqstTDD ::= SEQUENCE {

```

```

    timeSlot                TimeSlot,
    timeSlotStatus          TimeSlotStatus,
    timeSlotDirection       TimeSlotDirection,
    iE-Extensions           ProtocolExtensionContainer { { TimeSlotConfigurationItem-Cell-ReconfRqstTDD-ExtIEs} }    OPTIONAL,
    ...
}

TimeSlotConfigurationItem-Cell-ReconfRqstTDD-ExtIEs NBAP-PROTOCOL-EXTENSION ::= {
    ...
}

TimeSlotConfigurationList-LCR-Cell-ReconfRqstTDD ::= SEQUENCE (SIZE (1..7)) OF TimeSlotConfigurationItem-LCR-Cell-ReconfRqstTDD

TimeSlotConfigurationItem-LCR-Cell-ReconfRqstTDD ::= SEQUENCE {
    timeSlotLCR              TimeSlotLCR,
    timeSlotStatus           TimeSlotStatus,
    timeSlotDirection        TimeSlotDirection,
    iE-Extensions           ProtocolExtensionContainer { { TimeSlotConfigurationItem-LCR-Cell-ReconfRqstTDD-ExtIEs} }    OPTIONAL,
    ...
}

TimeSlotConfigurationItem-LCR-Cell-ReconfRqstTDD-ExtIEs NBAP-PROTOCOL-EXTENSION ::= {
    ...
}

DwPCH-LCR-Information-Cell-ReconfRqstTDD ::= SEQUENCE {
    commonPhysicalChannelId  CommonPhysicalChannelID,
    dwPCH-Power              DwPCH-Power,
    iE-Extensions           ProtocolExtensionContainer { { DwPCH-LCR-Information-Cell-ReconfRqstTDD-ExtIEs} }    OPTIONAL,
    ...
}

DwPCH-LCR-Information-Cell-ReconfRqstTDD-ExtIEs NBAP-PROTOCOL-EXTENSION ::= {
    ...
}

IPDLParameter-Information-Cell-ReconfRqstTDD ::= SEQUENCE {
    iPDL-TDD-Parameters      IPDL-TDD-Parameters    OPTIONAL,
    iPDL-Indicator           IPDL-Indicator,
    iE-Extensions           ProtocolExtensionContainer { { IPDLParameter-Information-Cell-ReconfRqstTDD-ExtIEs} }    OPTIONAL,
    ...
}

IPDLParameter-Information-Cell-ReconfRqstTDD-ExtIEs NBAP-PROTOCOL-EXTENSION ::= {
    ...
}

IPDLParameter-Information-LCR-Cell-ReconfRqstTDD ::= SEQUENCE {
    iPDL-TDD-Parameters-LCR  IPDL-TDD-Parameters-LCR    OPTIONAL,
    iPDL-Indicator           IPDL-Indicator,
    iE-Extensions           ProtocolExtensionContainer { { IPDLParameter-Information-LCR-Cell-ReconfRqstTDD-ExtIEs} }    OPTIONAL,
    ...
}

```

```

IPDLParameter-Information-LCR-Cell-ReconfRqstTDD-ExtIEs NBAP-PROTOCOL-EXTENSION ::= {
  ...
}

-- *****
--
-- CELL RECONFIGURATION RESPONSE
--
-- *****

CellReconfigurationResponse ::= SEQUENCE {
  protocolIEs          ProtocolIE-Container    {{CellReconfigurationResponse-IEs}},
  protocolExtensions  ProtocolExtensionContainer {{CellReconfigurationResponse-Extensions}}
  ...
}

CellReconfigurationResponse-IEs NBAP-PROTOCOL-IES ::= {
  { ID      id-CriticalityDiagnostics      CRITICALITY      ignore          TYPE      CriticalityDiagnostics      PRESENCE optional},
  ...
}

CellReconfigurationResponse-Extensions NBAP-PROTOCOL-EXTENSION ::= {
  ...
}

-- *****
--
-- CELL RECONFIGURATION FAILURE
--
-- *****

CellReconfigurationFailure ::= SEQUENCE {
  protocolIEs          ProtocolIE-Container    {{CellReconfigurationFailure-IEs}},
  protocolExtensions  ProtocolExtensionContainer {{CellReconfigurationFailure-Extensions}}
  ...
}

CellReconfigurationFailure-IEs NBAP-PROTOCOL-IES ::= {
  { ID      id-Cause          CRITICALITY      ignore          TYPE      Cause          PRESENCE
    mandatory }|
  { ID      id-CriticalityDiagnostics      CRITICALITY      ignore          TYPE      CriticalityDiagnostics      PRESENCE optional },
  ...
}

CellReconfigurationFailure-Extensions NBAP-PROTOCOL-EXTENSION ::= {
  ...
}

-- *****
--
-- CELL DELETION REQUEST
--
-- *****

```

```

CellDeletionRequest ::= SEQUENCE {
    protocolIEs          ProtocolIE-Container    {{CellDeletionRequest-IEs}},
    protocolExtensions  ProtocolExtensionContainer {{CellDeletionRequest-Extensions}}    OPTIONAL,
    ...
}

CellDeletionRequest-IEs NBAP-PROTOCOL-IES ::= {
    { ID      id-C-ID          CRITICALITY    reject          TYPE      C-ID          PRESENCE    mandatory},
    ...
}

CellDeletionRequest-Extensions NBAP-PROTOCOL-EXTENSION ::= {
    ...
}

-- *****
--
-- CELL DELETION RESPONSE
--
-- *****

CellDeletionResponse ::= SEQUENCE {
    protocolIEs          ProtocolIE-Container    {{CellDeletionResponse-IEs}},
    protocolExtensions  ProtocolExtensionContainer {{CellDeletionResponse-Extensions}}    OPTIONAL,
    ...
}

CellDeletionResponse-IEs NBAP-PROTOCOL-IES ::= {
    { ID      id-CriticalityDiagnostics    CRITICALITY    ignore          TYPE      CriticalityDiagnostics          PRESENCE optional},
    ...
}

CellDeletionResponse-Extensions NBAP-PROTOCOL-EXTENSION ::= {
    ...
}

-- *****
--
-- RESOURCE STATUS INDICATION
--
-- *****

ResourceStatusIndication ::= SEQUENCE {
    protocolIEs          ProtocolIE-Container    {{ResourceStatusIndication-IEs}},
    protocolExtensions  ProtocolExtensionContainer {{ResourceStatusIndication-Extensions}}    OPTIONAL,
    ...
}

ResourceStatusIndication-IEs NBAP-PROTOCOL-IES ::= {
    { ID      id-IndicationType-ResourceStatusInd          CRITICALITY    ignore          TYPE      IndicationType-ResourceStatusInd          PRESENCE
    mandatory    }|
    -- This IE represents both the Indication Type IE and the choice based on the indication type as described in the tabular message format in
    subclause 9.1.

```



```

    { ID id-Cause
      optional },
    ...
  }

ResourceStatusIndication-Extensions NBAP-PROTOCOL-EXTENSION ::= {
  ...
}

IndicationType-ResourceStatusInd ::= CHOICE {
  no-Failure          No-Failure-ResourceStatusInd,
  serviceImpacting   ServiceImpacting-ResourceStatusInd,
  ...
}

No-Failure-ResourceStatusInd ::= SEQUENCE {
  local-Cell-InformationList      Local-Cell-InformationList-ResourceStatusInd,
  local-Cell-Group-InformationList Local-Cell-Group-InformationList-ResourceStatusInd OPTIONAL,
  iE-Extensions                  ProtocolExtensionContainer { { No-FailureItem-ResourceStatusInd-ExtIEs} } OPTIONAL,
  ...
}

No-FailureItem-ResourceStatusInd-ExtIEs NBAP-PROTOCOL-EXTENSION ::= {
  { ID id-Power-Local-Cell-Group-InformationList-ResourceStatusInd CRITICALITY ignore EXTENSION Power-Local-
  Cell-Group-InformationList-ResourceStatusInd PRESENCE optional },
  ...
}

Local-Cell-InformationList-ResourceStatusInd ::= SEQUENCE(SIZE (1..maxLocalCellinNodeB)) OF ProtocolIE-Single-Container {{ Local-Cell-
InformationItemIE-ResourceStatusInd }}

Local-Cell-InformationItemIE-ResourceStatusInd NBAP-PROTOCOL-IES ::= {
  { ID id-Local-Cell-InformationItem-ResourceStatusInd CRITICALITY ignore TYPE Local-Cell-InformationItem-ResourceStatusInd PRESENCE
  mandatory }
}

Local-Cell-InformationItem-ResourceStatusInd ::= SEQUENCE {
  local-CellID          Local-Cell-ID,
  addorDeleteIndicator AddorDeleteIndicator,
  dl-or-global-capacityCredit DL-or-Global-CapacityCredit OPTIONAL,
  -- This IE shall be present if AddorDeleteIndicator IE is set to "add"
  ul-capacityCredit     UL-CapacityCredit OPTIONAL,
  commonChannelsCapacityConsumptionLaw CommonChannelsCapacityConsumptionLaw OPTIONAL,
  -- This IE shall be present if AddorDeleteIndicator IE is set to "add"
  dedicatedChannelsCapacityConsumptionLaw DedicatedChannelsCapacityConsumptionLaw OPTIONAL,
  -- This IE shall be present if AddorDeleteIndicator IE is set to "add"
  maximumDL-PowerCapability MaximumDL-PowerCapability OPTIONAL,
  -- This IE shall be present if AddorDeleteIndicator IE is set to "add"
  minSpreadingFactor    MinSpreadingFactor OPTIONAL,
  -- This IE shall be present if AddorDeleteIndicator IE is set to "add"
  minimumDL-PowerCapability MinimumDL-PowerCapability OPTIONAL,
  -- This IE shall be present if AddorDeleteIndicator IE is set to "add"
  local-Cell-Group-ID   Local-Cell-ID OPTIONAL,
  iE-Extensions         ProtocolExtensionContainer { { Local-Cell-InformationItem-ResourceStatusInd-ExtIEs} } OPTIONAL,
}

```

```

}
...
}
Local-Cell-InformationItem-ResourceStatusInd-ExtIEs NBAP-PROTOCOL-EXTENSION ::= {
  { ID id-FPACH-LCR-InformationList-ResourceStatusInd CRITICALITY ignore EXTENSION FPACH-LCR-InformationList-ResourceStatusInd
  PRESENCE optional }| -- for 1.28Mcps TDD only
  { ID id-DwPCH-LCR-Information-ResourceStatusInd CRITICALITY ignore EXTENSION DwPCH-LCR-Information-ResourceStatusInd PRESENCE optional
  }| -- for 1.28Mcps TDD only
  { ID id-ReferenceClockAvailability CRITICALITY ignore EXTENSION ReferenceClockAvailability PRESENCE optional }|
  -- This IE shall be present if AddorDeleteIndicator IE is set to "add" and the Local Cell is related to a TDD cell
  { ID id-Power-Local-Cell-Group-ID CRITICALITY ignore EXTENSION Local-Cell-ID PRESENCE optional },
  ...
}

Local-Cell-Group-InformationList-ResourceStatusInd ::= SEQUENCE(SIZE (1..maxLocalCellinNodeB)) OF ProtocolIE-Single-Container {{ Local-Cell-Group-
InformationItemIE-ResourceStatusInd }}

Local-Cell-Group-InformationItemIE-ResourceStatusInd NBAP-PROTOCOL-IES ::= {
  { ID id-Local-Cell-Group-InformationItem-ResourceStatusInd CRITICALITY ignore TYPE Local-Cell-Group-InformationItem-ResourceStatusInd
  PRESENCE mandatory }
}

Local-Cell-Group-InformationItem-ResourceStatusInd ::= SEQUENCE {
  local-Cell-Group-ID Local-Cell-ID,
  dl-or-global-capacityCredit DL-or-Global-CapacityCredit,
  ul-capacityCredit UL-CapacityCredit OPTIONAL,
  commonChannelsCapacityConsumptionLaw CommonChannelsCapacityConsumptionLaw,
  dedicatedChannelsCapacityConsumptionLaw DedicatedChannelsCapacityConsumptionLaw,
  iE-Extensions ProtocolExtensionContainer { { Local-Cell-Group-InformationItem-ResourceStatusInd-ExtIEs } }
  OPTIONAL,
  ...
}

Local-Cell-Group-InformationItem-ResourceStatusInd-ExtIEs NBAP-PROTOCOL-EXTENSION ::= {
  ...
}

Power-Local-Cell-Group-InformationList-ResourceStatusInd ::= SEQUENCE(SIZE (1..maxLocalCellinNodeB)) OF ProtocolIE-Single-Container {{ Power-Local-
Cell-Group-InformationItemIE-ResourceStatusInd }}

Power-Local-Cell-Group-InformationItemIE-ResourceStatusInd NBAP-PROTOCOL-IES ::= {
  { ID id-Power-Local-Cell-Group-InformationItem-ResourceStatusInd CRITICALITY ignore TYPE Power-Local-Cell-Group-InformationItem-
ResourceStatusInd PRESENCE mandatory }
}

Power-Local-Cell-Group-InformationItem-ResourceStatusInd ::= SEQUENCE {
  power-Local-Cell-Group-ID Local-Cell-ID,
  maximumDL-PowerCapability MaximumDL-PowerCapability,
  iE-Extensions ProtocolExtensionContainer { { Power-Local-Cell-Group-InformationItem-ResourceStatusInd-ExtIEs } }
  OPTIONAL,
  ...
}

Power-Local-Cell-Group-InformationItem-ResourceStatusInd-ExtIEs NBAP-PROTOCOL-EXTENSION ::= {

```

```

}
...
ServiceImpacting-ResourceStatusInd ::= SEQUENCE {
    local-Cell-InformationList          Local-Cell-InformationList2-ResourceStatusInd  OPTIONAL,
    local-Cell-Group-InformationList    Local-Cell-Group-InformationList2-ResourceStatusInd OPTIONAL,
    ccp-InformationList                 CCP-InformationList-ResourceStatusInd    OPTIONAL,
    cell-InformationList                Cell-InformationList-ResourceStatusInd   OPTIONAL,
    iE-Extensions                       ProtocolExtensionContainer { { ServiceImpactingItem-ResourceStatusInd-ExtIEs} }  OPTIONAL,
    ...
}

ServiceImpactingItem-ResourceStatusInd-ExtIEs NBAP-PROTOCOL-EXTENSION ::= {
    { ID id-Power-Local-Cell-Group-InformationList2-ResourceStatusInd  CRITICALITY ignore EXTENSION Power-Local-
    Cell-Group-InformationList2-ResourceStatusInd PRESENCE optional },
    ...
}

Local-Cell-InformationList2-ResourceStatusInd ::= SEQUENCE(SIZE (1..maxLocalCellinNodeB)) OF ProtocolIE-Single-Container {{ Local-Cell-
InformationItemIE2-ResourceStatusInd }}

Local-Cell-InformationItemIE2-ResourceStatusInd NBAP-PROTOCOL-IES ::= {
    { ID id-Local-Cell-InformationItem2-ResourceStatusInd CRITICALITY ignore TYPE Local-Cell-InformationItem2-ResourceStatusInd PRESENCE
    mandatory }
}

Local-Cell-InformationItem2-ResourceStatusInd ::= SEQUENCE {
    local-Cell-ID                      Local-Cell-ID,
    dl-or-global-capacityCredit         DL-or-Global-CapacityCredit  OPTIONAL,
    ul-capacityCredit                   UL-CapacityCredit          OPTIONAL,
    commonChannelsCapacityConsumptionLaw CommonChannelsCapacityConsumptionLaw OPTIONAL,
    dedicatedChannelsCapacityConsumptionLaw DedicatedChannelsCapacityConsumptionLaw OPTIONAL,
    maximum-DL-PowerCapability          MaximumDL-PowerCapability  OPTIONAL,
    minSpreadingFactor                 MinSpreadingFactor        OPTIONAL,
    minimumDL-PowerCapability           MinimumDL-PowerCapability  OPTIONAL,
    iE-Extensions                       ProtocolExtensionContainer { { Local-Cell-InformationItem2-ResourceStatusInd-ExtIEs} }  OPTIONAL,
    ...
}

Local-Cell-InformationItem2-ResourceStatusInd-ExtIEs NBAP-PROTOCOL-EXTENSION ::= {
    { ID id-ReferenceClockAvailability CRITICALITY ignore EXTENSION ReferenceClockAvailability PRESENCE optional }|
    { ID id-Power-Local-Cell-Group-ID CRITICALITY ignore EXTENSION Local-Cell-ID PRESENCE optional },
    ...
}

Local-Cell-Group-InformationList2-ResourceStatusInd ::= SEQUENCE(SIZE (1..maxLocalCellinNodeB)) OF ProtocolIE-Single-Container {{ Local-Cell-Group-
InformationItemIE2-ResourceStatusInd }}

Local-Cell-Group-InformationItemIE2-ResourceStatusInd NBAP-PROTOCOL-IES ::= {
    { ID id-Local-Cell-Group-InformationItem2-ResourceStatusInd CRITICALITY ignore TYPE Local-Cell-Group-InformationItem2-ResourceStatusInd
    PRESENCE mandatory }
}

Local-Cell-Group-InformationItem2-ResourceStatusInd ::= SEQUENCE {

```

```

    local-Cell-Group-ID                Local-Cell-ID,
    dl-or-global-capacityCredit         DL-or-Global-CapacityCredit    OPTIONAL,
    ul-capacityCredit                   UL-CapacityCredit             OPTIONAL,
    commonChannelsCapacityConsumptionLaw CommonChannelsCapacityConsumptionLaw OPTIONAL,
    dedicatedChannelsCapacityConsumptionLaw DedicatedChannelsCapacityConsumptionLaw OPTIONAL,
    iE-Extensions                       ProtocolExtensionContainer { { Local-Cell-Group-InformationItem2-ResourceStatusInd-ExtIEs } }
    OPTIONAL,
    ...
}

Local-Cell-Group-InformationItem2-ResourceStatusInd-ExtIEs NBAP-PROTOCOL-EXTENSION ::= {
    ...
}

Power-Local-Cell-Group-InformationList2-ResourceStatusInd ::= SEQUENCE(SIZE (1..maxLocalCellinNodeB)) OF ProtocolIE-Single-Container {{ Power-Local-Cell-Group-InformationItemIE2-ResourceStatusInd }}

Power-Local-Cell-Group-InformationItemIE2-ResourceStatusInd NBAP-PROTOCOL-IES ::= {
    { ID id-Power-Local-Cell-Group-InformationItem2-ResourceStatusInd CRITICALITY ignore TYPE Power-Local-Cell-Group-InformationItem2-ResourceStatusInd PRESENCE mandatory }
}

Power-Local-Cell-Group-InformationItem2-ResourceStatusInd ::= SEQUENCE {
    power-Local-Cell-Group-ID                Local-Cell-ID,
    maximumDL-PowerCapability                MaximumDL-PowerCapability,
    iE-Extensions                           ProtocolExtensionContainer { { Power-Local-Cell-Group-InformationItem2-ResourceStatusInd-ExtIEs } }
    OPTIONAL,
    ...
}

Power-Local-Cell-Group-InformationItem2-ResourceStatusInd-ExtIEs NBAP-PROTOCOL-EXTENSION ::= {
    ...
}

CCP-InformationList-ResourceStatusInd ::= SEQUENCE (SIZE (1..maxCCPinNodeB)) OF ProtocolIE-Single-Container {{ CCP-InformationItemIE-ResourceStatusInd }}

CCP-InformationItemIE-ResourceStatusInd NBAP-PROTOCOL-IES ::= {
    { ID id-CCP-InformationItem-ResourceStatusInd CRITICALITY ignore TYPE CCP-InformationItem-ResourceStatusInd PRESENCE mandatory }
}

CCP-InformationItem-ResourceStatusInd ::= SEQUENCE {
    communicationControlPortID              CommunicationControlPortID,
    resourceOperationalState                ResourceOperationalState,
    availabilityStatus                       AvailabilityStatus,
    iE-Extensions                           ProtocolExtensionContainer { { CCP-InformationItem-ResourceStatusInd-ExtIEs } }
    OPTIONAL,
    ...
}

CCP-InformationItem-ResourceStatusInd-ExtIEs NBAP-PROTOCOL-EXTENSION ::= {
    ...
}

```

```

Cell-InformationList-ResourceStatusInd ::= SEQUENCE (SIZE (1..maxCellinNodeB)) OF ProtocolIE-Single-Container {{ Cell-InformationItemIE-ResourceStatusInd }}

Cell-InformationItemIE-ResourceStatusInd NBAP-PROTOCOL-IES ::= {
  { ID id-Cell-InformationItem-ResourceStatusInd  CRITICALITY ignore TYPE Cell-InformationItem-ResourceStatusInd  PRESENCE mandatory }
}

Cell-InformationItem-ResourceStatusInd ::= SEQUENCE {
  c-ID                               C-ID,
  resourceOperationalState           ResourceOperationalState           OPTIONAL,
  availabilityStatus                  AvailabilityStatus                  OPTIONAL,
  primary-SCH-Information             P-SCH-Information-ResourceStatusInd  OPTIONAL, --FDD only
  secondary-SCH-Information           S-SCH-Information-ResourceStatusInd  OPTIONAL, --FDD only
  primary-CPICH-Information           P-CPICH-Information-ResourceStatusInd  OPTIONAL, --FDD only
  secondary-CPICH-Information         S-CPICH-InformationList-ResourceStatusInd  OPTIONAL, --FDD only
  primary-CCPCH-Information           P-CCPCH-Information-ResourceStatusInd  OPTIONAL,
  bCH-Information                    BCH-Information-ResourceStatusInd      OPTIONAL,
  secondary-CCPCH-InformationList     S-CCPCH-InformationList-ResourceStatusInd  OPTIONAL,
  pCH-Information                    PCH-Information-ResourceStatusInd      OPTIONAL,
  pICH-Information                   PICH-Information-ResourceStatusInd     OPTIONAL,
  fACH-InformationList               FACH-InformationList-ResourceStatusInd  OPTIONAL,
  pRACH-InformationList              PRACH-InformationList-ResourceStatusInd  OPTIONAL,
  rACH-InformationList              RACH-InformationList-ResourceStatusInd  OPTIONAL,
  aICH-InformationList              AICH-InformationList-ResourceStatusInd  OPTIONAL, --FDD only
  pCPCH-InformationList             PCPCH-InformationList-ResourceStatusInd  OPTIONAL, --FDD only
  cPCH-InformationList             CPCH-InformationList-ResourceStatusInd  OPTIONAL, --FDD only
  aP-AICH-InformationList           AP-AICH-InformationList-ResourceStatusInd  OPTIONAL, --FDD only
  cDCA-ICH-InformationList          CDCA-ICH-InformationList-ResourceStatusInd  OPTIONAL, --FDD only
  sCH-Information                   SCH-Information-ResourceStatusInd      OPTIONAL, --3.84Mcps TDD only
  iE-Extensions                     ProtocolExtensionContainer { { Cell-InformationItem-ResourceStatusInd-ExtIEs} } OPTIONAL,
  ...
}

Cell-InformationItem-ResourceStatusInd-ExtIEs NBAP-PROTOCOL-EXTENSION ::= {
  ...
}

P-SCH-Information-ResourceStatusInd ::= ProtocolIE-Single-Container {{ P-SCH-InformationIE-ResourceStatusInd }}

P-SCH-InformationIE-ResourceStatusInd NBAP-PROTOCOL-IES ::= {
  { ID id-P-SCH-Information  CRITICALITY ignore TYPE Common-PhysicalChannel-Status-Information  PRESENCE mandatory }
}

S-SCH-Information-ResourceStatusInd ::= ProtocolIE-Single-Container {{ S-SCH-InformationIE-ResourceStatusInd }}

S-SCH-InformationIE-ResourceStatusInd NBAP-PROTOCOL-IES ::= {
  { ID id-S-SCH-Information  CRITICALITY ignore TYPE Common-PhysicalChannel-Status-Information  PRESENCE mandatory }
}

P-CPICH-Information-ResourceStatusInd ::= ProtocolIE-Single-Container {{ P-CPICH-InformationIE-ResourceStatusInd }}

P-CPICH-InformationIE-ResourceStatusInd NBAP-PROTOCOL-IES ::= {
  { ID id-P-CPICH-Information  CRITICALITY ignore TYPE Common-PhysicalChannel-Status-Information  PRESENCE mandatory }
}

```

```

S-CPICH-InformationList-ResourceStatusInd ::= SEQUENCE (SIZE (1..maxSCPICHCell)) OF ProtocolIE-Single-Container {{ S-CPICH-InformationItemIE-ResourceStatusInd }}

S-CPICH-InformationItemIE-ResourceStatusInd NBAP-PROTOCOL-IES ::= {
  { ID id-S-CPICH-Information  CRITICALITY ignore  TYPE Common-PhysicalChannel-Status-Information  PRESENCE mandatory }
}

P-CCPCH-Information-ResourceStatusInd ::= ProtocolIE-Single-Container {{ P-CCPCH-InformationIE-ResourceStatusInd }}

P-CCPCH-InformationIE-ResourceStatusInd NBAP-PROTOCOL-IES ::= {
  { ID id-P-CCPCH-Information  CRITICALITY ignore  TYPE Common-PhysicalChannel-Status-Information  PRESENCE mandatory }
}

BCH-Information-ResourceStatusInd ::= ProtocolIE-Single-Container {{ BCH-InformationIE-ResourceStatusInd }}

BCH-InformationIE-ResourceStatusInd NBAP-PROTOCOL-IES ::= {
  { ID id-BCH-Information  CRITICALITY ignore  TYPE Common-TransportChannel-Status-Information  PRESENCE mandatory }
}

S-CCPCH-InformationList-ResourceStatusInd ::= SEQUENCE (SIZE (1..maxSCCPCHCell)) OF ProtocolIE-Single-Container {{ S-CCPCH-InformationItemIE-ResourceStatusInd }}

S-CCPCH-InformationItemIE-ResourceStatusInd NBAP-PROTOCOL-IES ::= {
  { ID id-S-CCPCH-Information  CRITICALITY ignore  TYPE Common-PhysicalChannel-Status-Information  PRESENCE mandatory }
}

PCH-Information-ResourceStatusInd ::= ProtocolIE-Single-Container {{ PCH-InformationIE-ResourceStatusInd }}

PCH-InformationIE-ResourceStatusInd NBAP-PROTOCOL-IES ::= {
  { ID id-PCH-Information  CRITICALITY ignore  TYPE Common-TransportChannel-Status-Information  PRESENCE mandatory }
}

PICH-Information-ResourceStatusInd ::= ProtocolIE-Single-Container {{ PICH-InformationIE-ResourceStatusInd }}

PICH-InformationIE-ResourceStatusInd NBAP-PROTOCOL-IES ::= {
  { ID id-PICH-Information  CRITICALITY ignore  TYPE Common-PhysicalChannel-Status-Information  PRESENCE mandatory }
}

FACH-InformationList-ResourceStatusInd ::= SEQUENCE (SIZE (1..maxFACHCell)) OF ProtocolIE-Single-Container {{ FACH-InformationItemIE-ResourceStatusInd }}

FACH-InformationItemIE-ResourceStatusInd NBAP-PROTOCOL-IES ::= {
  { ID id-FACH-Information  CRITICALITY ignore  TYPE Common-TransportChannel-Status-Information  PRESENCE mandatory }
}

PRACH-InformationList-ResourceStatusInd ::= SEQUENCE (SIZE (1..maxPRACHCell)) OF ProtocolIE-Single-Container {{ PRACH-InformationItemIE-ResourceStatusInd }}

PRACH-InformationItemIE-ResourceStatusInd NBAP-PROTOCOL-IES ::= {
  { ID id-PRACH-Information  CRITICALITY ignore  TYPE Common-PhysicalChannel-Status-Information  PRESENCE mandatory }
}

```

RACH-InformationList-ResourceStatusInd ::= SEQUENCE (SIZE (1..maxPRACHCell)) OF ProtocolIE-Single-Container {{ RACH-InformationItemIE-ResourceStatusInd }}

RACH-InformationItemIE-ResourceStatusInd NBAP-PROTOCOL-IES ::= {
 { ID id-RACH-Information CRITICALITY ignore TYPE Common-TransportChannel-Status-Information PRESENCE mandatory }
 }

AICH-InformationList-ResourceStatusInd ::= SEQUENCE (SIZE (1..maxPRACHCell)) OF ProtocolIE-Single-Container {{ AICH-InformationItemIE-ResourceStatusInd }}

AICH-InformationItemIE-ResourceStatusInd NBAP-PROTOCOL-IES ::= {
 { ID id-AICH-Information CRITICALITY ignore TYPE Common-PhysicalChannel-Status-Information PRESENCE mandatory }
 }

PCPCH-InformationList-ResourceStatusInd ::= SEQUENCE (SIZE (1..maxPCPCHCell)) OF ProtocolIE-Single-Container {{ PCPCH-InformationItemIE-ResourceStatusInd }}

PCPCH-InformationItemIE-ResourceStatusInd NBAP-PROTOCOL-IES ::= {
 { ID id-PCPCH-Information CRITICALITY ignore TYPE Common-PhysicalChannel-Status-Information PRESENCE optional }
 }

CPCH-InformationList-ResourceStatusInd ::= SEQUENCE (SIZE (1..maxCPCHCell)) OF ProtocolIE-Single-Container {{ CPCH-InformationItemIE-ResourceStatusInd }}

CPCH-InformationItemIE-ResourceStatusInd NBAP-PROTOCOL-IES ::= {
 { ID id-CPCH-Information CRITICALITY ignore TYPE Common-TransportChannel-Status-Information PRESENCE optional }
 }

AP-AICH-InformationList-ResourceStatusInd ::= SEQUENCE (SIZE (1..maxCPCHCell)) OF ProtocolIE-Single-Container {{ AP-AICH-InformationItemIE-ResourceStatusInd }}

AP-AICH-InformationItemIE-ResourceStatusInd NBAP-PROTOCOL-IES ::= {
 { ID id-AP-AICH-Information CRITICALITY ignore TYPE Common-PhysicalChannel-Status-Information PRESENCE optional }
 }

CDCA-ICH-InformationList-ResourceStatusInd ::= SEQUENCE (SIZE (1..maxCPCHCell)) OF ProtocolIE-Single-Container {{ CDCA-ICH-InformationItemIE-ResourceStatusInd }}

CDCA-ICH-InformationItemIE-ResourceStatusInd NBAP-PROTOCOL-IES ::= {
 { ID id-CDCA-ICH-Information CRITICALITY ignore TYPE Common-PhysicalChannel-Status-Information PRESENCE optional }
 }

SCH-Information-ResourceStatusInd ::= ProtocolIE-Single-Container {{ SCH-InformationIE-ResourceStatusInd }}

SCH-InformationIE-ResourceStatusInd NBAP-PROTOCOL-IES ::= {
 { ID id-SCH-Information CRITICALITY ignore TYPE Common-PhysicalChannel-Status-Information PRESENCE mandatory }
 }

FPACH-LCR-InformationList-ResourceStatusInd ::= SEQUENCE (SIZE (0..maxFPACHCell)) OF ProtocolIE-Single-Container {{ FPACH-LCR-InformationItemIE-ResourceStatusInd }}

FPACH-LCR-InformationItemIE-ResourceStatusInd NBAP-PROTOCOL-IES ::= {
 { ID id-FPACH-LCR-Information CRITICALITY ignore TYPE Common-PhysicalChannel-Status-Information PRESENCE mandatory }
 }

```

DwPCH-LCR-Information-ResourceStatusInd ::= ProtocolIE-Single-Container {{ DwPCH-LCR-InformationIE-ResourceStatusInd }}

DwPCH-LCR-InformationIE-ResourceStatusInd NBAP-PROTOCOL-IES ::= {
  { ID id-DwPCH-LCR-Information  CRITICALITY ignore  TYPE Common-PhysicalChannel-Status-Information  PRESENCE mandatory }
}

-- *****
--
-- SYSTEM INFORMATION UPDATE REQUEST
--
-- *****

SystemInformationUpdateRequest ::= SEQUENCE {
  protocolIEs          ProtocolIE-Container  {{SystemInformationUpdateRequest-IEs}},
  protocolExtensions  ProtocolExtensionContainer  {{SystemInformationUpdateRequest-Extensions}}  OPTIONAL,
  ...
}

SystemInformationUpdateRequest-IEs NBAP-PROTOCOL-IES ::= {
  { ID id-C-ID  CRITICALITY reject  TYPE C-ID  PRESENCE mandatory }|
  { ID id-BCCH-ModificationTime  CRITICALITY reject  TYPE BCCH-ModificationTime  PRESENCE optional }|
  { ID id-MIB-SB-SIB-InformationList-SystemInfoUpdateRqst  CRITICALITY reject  TYPE MIB-SB-SIB-InformationList-SystemInfoUpdateRqst  PRESENCE mandatory },
  ...
}

SystemInformationUpdateRequest-Extensions NBAP-PROTOCOL-EXTENSION ::= {
  ...
}

MIB-SB-SIB-InformationList-SystemInfoUpdateRqst ::= SEQUENCE (SIZE (1..maxIB)) OF MIB-SB-SIB-InformationItem-SystemInfoUpdateRqst

MIB-SB-SIB-InformationItem-SystemInfoUpdateRqst ::= SEQUENCE {
  iB-Type          IB-Type,
  iB-OC-ID         IB-OC-ID,
  deletionIndicator  DeletionIndicator-SystemInfoUpdate,
  iE-Extensions    ProtocolExtensionContainer { { MIB-SB-SIB-InformationItem-SystemInfoUpdateRqst-ExtIEs} }  OPTIONAL,
  ...
}

MIB-SB-SIB-InformationItem-SystemInfoUpdateRqst-ExtIEs NBAP-PROTOCOL-EXTENSION ::= {
  ...
}

DeletionIndicator-SystemInfoUpdate ::= CHOICE {
  no-Deletion      No-Deletion-SystemInfoUpdate,
  yes-Deletion     NULL
}

No-Deletion-SystemInfoUpdate ::= SEQUENCE {

```



```

sIB-Originator          SIB-Originator          OPTIONAL,
-- This IE shall be present if the IB-Type IE is set to "SIB"
IB-SG-REP              IB-SG-REP              OPTIONAL,
segmentInformationList  SegmentInformationList-SystemInfoUpdate,
IE-Extensions         ProtocolExtensionContainer { { No-DeletionItem-SystemInfoUpdate-ExtIEs} } OPTIONAL,
...
}

No-DeletionItem-SystemInfoUpdate-ExtIEs NBAP-PROTOCOL-EXTENSION ::= {
...
}

SegmentInformationList-SystemInfoUpdate ::= ProtocolIE-Single-Container {{ SegmentInformationListIEs-SystemInfoUpdate }}

SegmentInformationListIEs-SystemInfoUpdate NBAP-PROTOCOL-IES ::= {
{ ID id-SegmentInformationListIE-SystemInfoUpdate  CRITICALITY reject  TYPE SegmentInformationListIE-SystemInfoUpdate  PRESENCE mandatory }
}

SegmentInformationListIE-SystemInfoUpdate ::= SEQUENCE (SIZE (1..maxIBSEG)) OF SegmentInformationItem-SystemInfoUpdate

SegmentInformationItem-SystemInfoUpdate ::= SEQUENCE {
  IB-SG-POS          IB-SG-POS          OPTIONAL,
  segment-Type      Segment-Type      OPTIONAL,
  -- This IE shall be present if the SIB Originator IE is set to "CRNC" or the IB-Type IE is set to "MIB", "SB1" or "SB2"
  IB-SG-DATA        IB-SG-DATA        OPTIONAL,
  -- This IE shall be present if the SIB Originator IE is set to "CRNC" or the IB-Type IE is set to "MIB", "SB1" or "SB2"
  IE-Extensions     ProtocolExtensionContainer { { SegmentInformationItem-SystemInfoUpdate-ExtIEs} } OPTIONAL,
  ...
}

SegmentInformationItem-SystemInfoUpdate-ExtIEs NBAP-PROTOCOL-EXTENSION ::= {
...
}

-- *****
--
-- SYSTEM INFORMATION UPDATE RESPONSE
--
-- *****

SystemInformationUpdateResponse ::= SEQUENCE {
  protocolIEs        ProtocolIE-Container  {{SystemInformationUpdateResponse-IEs}},
  protocolExtensions ProtocolExtensionContainer {{SystemInformationUpdateResponse-Extensions}}
  ...
}

SystemInformationUpdateResponse-IEs NBAP-PROTOCOL-IES ::= {
{ ID id-CriticalityDiagnostics  CRITICALITY ignore  TYPE CriticalityDiagnostics  PRESENCE optional},
...
}

SystemInformationUpdateResponse-Extensions NBAP-PROTOCOL-EXTENSION ::= {
...
}

```

```
-- *****
--
-- SYSTEM INFORMATION UPDATE FAILURE
--
-- *****
```

```
SystemInformationUpdateFailure ::= SEQUENCE {
  protocolIEs          ProtocolIE-Container    {{SystemInformationUpdateFailure-IEs}},
  protocolExtensions   ProtocolExtensionContainer {{SystemInformationUpdateFailure-Extensions}} OPTIONAL,
  ...
}

SystemInformationUpdateFailure-IEs NBAP-PROTOCOL-IES ::= {
  { ID   id-Cause          CRITICALITY   ignore      TYPE   Cause          PRESENCE mandatory
  } |
  { ID   id-CriticalityDiagnostics CRITICALITY   ignore      TYPE   CriticalityDiagnostics PRESENCE optional },
  ...
}

SystemInformationUpdateFailure-Extensions NBAP-PROTOCOL-EXTENSION ::= {
  ...
}
```

```
-- *****
--
-- RADIO LINK SETUP REQUEST FDD
--
-- *****
```

```
RadioLinkSetupRequestFDD ::= SEQUENCE {
  protocolIEs          ProtocolIE-Container    {{RadioLinkSetupRequestFDD-IEs}},
  protocolExtensions   ProtocolExtensionContainer {{RadioLinkSetupRequestFDD-Extensions}} OPTIONAL,
  ...
}

RadioLinkSetupRequestFDD-IEs NBAP-PROTOCOL-IES ::= {
  { ID   id-CRNC-CommunicationContextID          CRITICALITY reject      TYPE   CRNC-CommunicationContextID
    PRESENCE mandatory } |
  { ID   id-UL-DPCH-Information-RL-SetupRqstFDD CRITICALITY reject      TYPE   UL-DPCH-Information-RL-
    PRESENCE mandatory } |
  { ID   id-DL-DPCH-Information-RL-SetupRqstFDD CRITICALITY reject      TYPE   DL-DPCH-Information-RL-
    PRESENCE mandatory } |
  { ID   id-DCH-FDD-Information          CRITICALITY reject      TYPE   DCH-FDD-Information          PRESENCE mandatory } |
  { ID   id-DSCH-FDD-Information          CRITICALITY reject      TYPE   DSCH-FDD-Information          PRESENCE optional } |
  { ID   id-TFCI2-Bearer-Information-RL-SetupRqstFDD CRITICALITY ignore      TYPE   TFCI2-Bearer-Information-RL-
    PRESENCE optional } |
  { ID   id-RL-InformationList-RL-SetupRqstFDD CRITICALITY notify      TYPE   RL-InformationList-RL-
    PRESENCE mandatory } |
  { ID   id-Transmission-Gap-Pattern-Sequence-Information CRITICALITY reject      TYPE   Transmission-Gap-Pattern-Sequence-Information
    PRESENCE optional } |
  { ID   id-Active-Pattern-Sequence-Information CRITICALITY reject      TYPE   Active-Pattern-Sequence-Information PRESENCE
    optional },
  ...
}
```

```

}

RadioLinkSetupRequestFDD-Extensions NBAP-PROTOCOL-EXTENSION ::= {
  { ID id-DSCH-FDD-Common-Information          CRITICALITY ignore  EXTENSION DSCH-FDD-Common-Information          PRESENCE optional
  }|
  { ID id-DL-PowerBalancing-Information        CRITICALITY ignore     EXTENSION DL-PowerBalancing-Information        PRESENCE optional}|
  { ID id-HSDSCH-FDD-Information               CRITICALITY reject     EXTENSION HSDSCH-FDD-Information               PRESENCE optional }|
  { ID id-HSDSCH-RNTI                         CRITICALITY reject     EXTENSION HSDSCH-RNTI                         PRESENCE optional }|
  { ID id-HSPDSCH-RL-ID                       CRITICALITY reject     EXTENSION RL-ID                               PRESENCE conditional },
  ...
}

UL-DPCH-Information-RL-SetupRqstFDD ::= SEQUENCE {
  ul-ScramblingCode                UL-ScramblingCode,
  minUL-ChannelisationCodeLength    MinUL-ChannelisationCodeLength,
  maxNrOfUL-DPDCHs                 MaxNrOfUL-DPDCHs      OPTIONAL,
  -- This IE shall be present if Min UL Channelisation Code length IE is set to 4 --
  ul-PunctureLimit                 PunctureLimit,
  tFCS                              TFCS,
  ul-DPCCH-SlotFormat              UL-DPCCH-SlotFormat,
  ul-SIR-Target                     UL-SIR,
  diversityMode                     DiversityMode,
  sSDT-CellID-Length               SSdT-CellID-Length   OPTIONAL,
  s-FieldLength                     S-FieldLength        OPTIONAL,
  iE-Extensions                     ProtocolExtensionContainer { { UL-DPCH-Information-RL-SetupRqstFDD-ExtIEs } } OPTIONAL,
  ...
}

UL-DPCH-Information-RL-SetupRqstFDD-ExtIEs NBAP-PROTOCOL-EXTENSION ::= {
  {ID id-DPC-Mode                    CRITICALITY reject  EXTENSION DPC-Mode    PRESENCE optional  },
  ...
}

DL-DPCH-Information-RL-SetupRqstFDD ::= SEQUENCE {
  tFCS                                TFCS,
  dl-DPCH-SlotFormat                  DL-DPCH-SlotFormat,
  tFCI-SignallingMode                 TFCI-SignallingMode,
  tFCI-Presence                       TFCI-Presence      OPTIONAL,
  -- this IE shall be present if the DL DPCH slot format IE is set to any of the values from 12 to 16 --
  multiplexingPosition                MultiplexingPosition,
  pDSCH-RL-ID                          RL-ID              OPTIONAL,
  -- This IE shall be present if the DSCH Information IE is present --
  pDSCH-CodeMapping                   PDSCH-CodeMapping  OPTIONAL,
  -- This IE shall be present if the DSCH Information IE is present --
  powerOffsetInformation               PowerOffsetInformation-RL-SetupRqstFDD,
  fdd-TPC-DownlinkStepSize            FDD-TPC-DownlinkStepSize,
  limitedPowerIncrease                 LimitedPowerIncrease,
  innerLoopDLPCStatus                 InnerLoopDLPCStatus,
  iE-Extensions                       ProtocolExtensionContainer { { DL-DPCH-Information-RL-SetupRqstFDD-ExtIEs } } OPTIONAL,
  ...
}

DL-DPCH-Information-RL-SetupRqstFDD-ExtIEs NBAP-PROTOCOL-EXTENSION ::= {
  ...
}

```

```

}

PowerOffsetInformation-RL-SetupRqstFDD ::= SEQUENCE {
    p01-ForTFCI-Bits          PowerOffset,
    p02-ForTPC-Bits          PowerOffset,
    p03-ForPilotBits         PowerOffset,
    iE-Extensions            ProtocolExtensionContainer { { PowerOffsetInformation-RL-SetupRqstFDD-ExtIEs } } OPTIONAL,
    ...
}

PowerOffsetInformation-RL-SetupRqstFDD-ExtIEs NBAP-PROTOCOL-EXTENSION ::= {
    ...
}

TFCI2-Bearer-Information-RL-SetupRqstFDD ::= SEQUENCE {
    toAWS                    ToAWS,
    toAWE                    ToAWE,
    iE-Extensions            ProtocolExtensionContainer { { TFCI2-Bearer-Information-RL-SetupRqstFDD-ExtIEs } } OPTIONAL,
    ...
}

TFCI2-Bearer-Information-RL-SetupRqstFDD-ExtIEs NBAP-PROTOCOL-EXTENSION ::= {
    ...
}

RL-InformationList-RL-SetupRqstFDD ::= SEQUENCE (SIZE (1..maxNrOfRLs)) OF
    ProtocolIE-Single-Container{{ RL-InformationItemIE-RL-SetupRqstFDD }}

RL-InformationItemIE-RL-SetupRqstFDD NBAP-PROTOCOL-IES ::= {
    { ID      id-RL-InformationItem-RL-SetupRqstFDD          CRITICALITY    notify          TYPE          RL-InformationItem-RL-
SetupRqstFDD          PRESENCE      mandatory}
}

RL-InformationItem-RL-SetupRqstFDD ::= SEQUENCE {
    rL-ID                    RL-ID,
    c-ID                     C-ID,
    firstRLS-indicator       FirstRLS-Indicator,
    frameOffset              FrameOffset,
    chipOffset               ChipOffset,
    propagationDelay         PropagationDelay          OPTIONAL,
    diversityControlField     DiversityControlField    OPTIONAL,
    -- This IE shall be present if the RL is not the first one in the RL Information IE
    dl-CodeInformation        FDD-DL-CodeInformation,
    initialDL-transmissionPower DL-Power,
    maximumDL-power          DL-Power,
    minimumDL-power          DL-Power,
    sSDT-Cell-Identity        SSDT-Cell-Identity    OPTIONAL,
    transmitDiversityIndicator TransmitDiversityIndicator    OPTIONAL,
    -- This IE shall be present if Diversity Mode IE in UL DPCH Information group is not set to "none"
    iE-Extensions            ProtocolExtensionContainer { { RL-InformationItem-RL-SetupRqstFDD-ExtIEs } } OPTIONAL,
    ...
}

RL-InformationItem-RL-SetupRqstFDD-ExtIEs NBAP-PROTOCOL-EXTENSION ::= {

```

```

    { ID id-SSDT-CellIDforEDSCHPC CRITICALITY ignore EXTENSION SSDT-Cell-Identity PRESENCE conditional }|
    -- This IE shall be present if Enhanced DSCH PC IE is present in the DSCH Common Information IE.
    { ID id-RL-Specific-DCH-Info CRITICALITY ignore EXTENSION RL-Specific-DCH-Info PRESENCE optional }|
    { ID id-DelayedActivation CRITICALITY reject EXTENSION DelayedActivation PRESENCE optional },
    ...
}

-- *****
--
-- RADIO LINK SETUP REQUEST TDD
--
-- *****

RadioLinkSetupRequestTDD ::= SEQUENCE {
    protocolIEs ProtocolIE-Container {{RadioLinkSetupRequestTDD-IEs}},
    protocolExtensions ProtocolExtensionContainer {{RadioLinkSetupRequestTDD-Extensions}} OPTIONAL,
    ...
}

RadioLinkSetupRequestTDD-IEs NBAP-PROTOCOL-IES ::= {
    { ID id-CRNC-CommunicationContextID CRITICALITY reject TYPE CRNC-CommunicationContextID
      PRESENCE mandatory }|
    { ID id-UL-CCTrCH-InformationList-RL-SetupRqstTDD CRITICALITY notify TYPE UL-CCTrCH-InformationList-RL-
      SetupRqstTDD PRESENCE optional }|
    { ID id-DL-CCTrCH-InformationList-RL-SetupRqstTDD CRITICALITY notify TYPE DL-CCTrCH-InformationList-RL-
      SetupRqstTDD PRESENCE optional }|
    { ID id-DCH-TDD-Information CRITICALITY reject TYPE DCH-TDD-Information PRESENCE optional }|
    { ID id-DSCH-TDD-Information CRITICALITY reject TYPE DSCH-TDD-Information PRESENCE optional }|
    { ID id-USCH-Information CRITICALITY reject TYPE USCH-Information PRESENCE optional }|
    { ID id-RL-Information-RL-SetupRqstTDD CRITICALITY reject TYPE RL-Information-RL-SetupRqstTDD
      PRESENCE mandatory },
    ...
}

RadioLinkSetupRequestTDD-Extensions NBAP-PROTOCOL-EXTENSION ::= {
    { ID id-HSDSCH-TDD-Information CRITICALITY reject EXTENSION HSDSCH-TDD-Information PRESENCE optional }|
    { ID id-HSDSCH-RNTI CRITICALITY reject EXTENSION HSDSCH-RNTI PRESENCE optional }|
    { ID id-HSPDSCH-RL-ID CRITICALITY reject EXTENSION RL-ID PRESENCE conditional },
    ...
}

UL-CCTrCH-InformationList-RL-SetupRqstTDD ::= SEQUENCE (SIZE(1..maxNrOfCCTrCHs)) OF
    ProtocolIE-Single-Container{{ UL-CCTrCH-InformationItemIE-RL-SetupRqstTDD }}

UL-CCTrCH-InformationItemIE-RL-SetupRqstTDD NBAP-PROTOCOL-IES ::= {
    { ID id-UL-CCTrCH-InformationItem-RL-SetupRqstTDD CRITICALITY notify TYPE UL-CCTrCH-InformationItem-RL-
      SetupRqstTDD PRESENCE mandatory }
}

UL-CCTrCH-InformationItem-RL-SetupRqstTDD ::= SEQUENCE {
    cCTrCH-ID CCTrCH-ID,
    tFCS TFCS,
    tFCI-Coding TFCI-Coding,
    punctureLimit PunctureLimit,
}

```

```

    uL-DPCH-Information          UL-DPCH-Information-RL-SetupRqstTDD    OPTIONAL, -- For 3.84Mcps TDD only
    iE-Extensions                ProtocolExtensionContainer { { UL-CCTrCH-InformationItem-RL-SetupRqstTDD-ExtIEs } }  OPTIONAL,
    ...
}

UL-CCTrCH-InformationItem-RL-SetupRqstTDD-ExtIEs NBAP-PROTOCOL-EXTENSION ::= {
    { ID id-UL-DPCH-LCR-Information-RL-SetupRqstTDD CRITICALITY notify     EXTENSION    UL-DPCH-LCR-Information-RL-SetupRqstTDD    PRESENCE optional
    } | -- For 1.28Mcps TDD only
    { ID id-UL-SIRTarget          CRITICALITY reject     EXTENSION    UL-SIR          PRESENCE optional
    },
    -- This IE shall be mandatory for 1.28Mcps TDD, not applicable for 3.84Mcps TDD.
    ...
}

UL-DPCH-Information-RL-SetupRqstTDD ::= ProtocolIE-Single-Container{{ UL-DPCH-InformationIE-RL-SetupRqstTDD }}

UL-DPCH-InformationIE-RL-SetupRqstTDD NBAP-PROTOCOL-IES ::= {
    { ID id-UL-DPCH-InformationList-RL-SetupRqstTDD    CRITICALITY notify    TYPE UL-DPCH-InformationItem-RL-SetupRqstTDD    PRESENCE mandatory    }
}

UL-DPCH-InformationItem-RL-SetupRqstTDD ::= SEQUENCE {
    repetitionPeriod          RepetitionPeriod,
    repetitionLength          RepetitionLength,
    tdd-DPCHOffset            TDD-DPCHOffset,
    uL-Timeslot-Information    UL-Timeslot-Information,
    iE-Extensions              ProtocolExtensionContainer { { UL-DPCH-InformationItem-RL-SetupRqstTDD-ExtIEs } }  OPTIONAL,
    ...
}

UL-DPCH-InformationItem-RL-SetupRqstTDD-ExtIEs NBAP-PROTOCOL-EXTENSION ::= {
    ...
}

UL-DPCH-LCR-Information-RL-SetupRqstTDD ::= ProtocolIE-Single-Container{{ UL-DPCH-LCR-InformationIE-RL-SetupRqstTDD }}

UL-DPCH-LCR-InformationIE-RL-SetupRqstTDD NBAP-PROTOCOL-IES ::= {
    { ID id-UL-DPCH-LCR-InformationList-RL-SetupRqstTDD    CRITICALITY notify    TYPE UL-DPCH-LCR-InformationItem-RL-SetupRqstTDD    PRESENCE
optional    }
}

UL-DPCH-LCR-InformationItem-RL-SetupRqstTDD ::= SEQUENCE {
    repetitionPeriod          RepetitionPeriod,
    repetitionLength          RepetitionLength,
    tdd-DPCHOffset            TDD-DPCHOffset,
    uL-TimeslotLCR-Information    UL-TimeslotLCR-Information,
    iE-Extensions              ProtocolExtensionContainer { { UL-DPCH-LCR-InformationItem-RL-SetupRqstTDD-ExtIEs } }  OPTIONAL,
    ...
}

UL-DPCH-LCR-InformationItem-RL-SetupRqstTDD-ExtIEs NBAP-PROTOCOL-EXTENSION ::= {
    ...
}

DL-CCTrCH-InformationList-RL-SetupRqstTDD ::= SEQUENCE (SIZE (1..maxNrOfCCTrCHs)) OF ProtocolIE-Single-Container{{ DL-CCTrCH-InformationItemIE-RL-SetupRqstTDD }}

```

```

DL-CCTrCH-InformationItemIE-RL-SetupRqstTDD NBAP-PROTOCOL-IES ::= {
  { ID id-DL-CCTrCH-InformationItem-RL-SetupRqstTDD CRITICALITY notify TYPE DL-CCTrCH-InformationItem-
  RL-SetupRqstTDD PRESENCE mandatory}
}

DL-CCTrCH-InformationItem-RL-SetupRqstTDD ::= SEQUENCE {
  cCTrCH-ID CTrCH-ID,
  tFCS TFCS,
  tFCI-Coding TFCI-Coding,
  punctureLimit PunctureLimit,
  tdd-TPC-DownlinkStepSize TDD-TPC-DownlinkStepSize,
  cCTrCH-TPCList CTrCH-TPCList-RL-SetupRqstTDD OPTIONAL,
  dL-DPCH-Information DL-DPCH-Information-RL-SetupRqstTDD OPTIONAL, -- For 3.84Mcps TDD only
  iE-Extensions ProtocolExtensionContainer { { DL-CCTrCH-InformationItem-RL-SetupRqstTDD-ExtIEs } } OPTIONAL,
  ...
}

DL-CCTrCH-InformationItem-RL-SetupRqstTDD-ExtIEs NBAP-PROTOCOL-EXTENSION ::= {
  { ID id-DL-DPCH-LCR-Information-RL-SetupRqstTDD CRITICALITY notify EXTENSION DL-DPCH-LCR-Information-RL-SetupRqstTDD PRESENCE optional
  } | -- For 1.28Mcps TDD only
  { ID id-CCTrCH-Initial-DL-Power-RL-SetupRqstTDD CRITICALITY ignore EXTENSION DL-Power PRESENCE optional },
  ...
}

CCTrCH-TPCList-RL-SetupRqstTDD ::= SEQUENCE (SIZE (1..maxNrOfCCTrCHs)) OF CCTrCH-TPCItem-RL-SetupRqstTDD

CCTrCH-TPCItem-RL-SetupRqstTDD ::= SEQUENCE {
  cCTrCH-ID CTrCH-ID,
  iE-Extensions ProtocolExtensionContainer { { CCTrCH-TPCItem-RL-SetupRqstTDD-ExtIEs } } OPTIONAL,
  ...
}

CCTrCH-TPCItem-RL-SetupRqstTDD-ExtIEs NBAP-PROTOCOL-EXTENSION ::= {
  ...
}

DL-DPCH-Information-RL-SetupRqstTDD ::= ProtocolIE-Single-Container{{ DL-DPCH-InformationIE-RL-SetupRqstTDD }}

DL-DPCH-InformationIE-RL-SetupRqstTDD NBAP-PROTOCOL-IES ::= {
  { ID id-DL-DPCH-InformationList-RL-SetupRqstTDD CRITICALITY notify TYPE DL-DPCH-InformationItem-RL-SetupRqstTDD PRESENCE mandatory }
}

DL-DPCH-InformationItem-RL-SetupRqstTDD ::= SEQUENCE {
  repetitionPeriod RepetitionPeriod,
  repetitionLength RepetitionLength,
  tdd-DPCHOffset TDD-DPCHOffset,
  dL-Timeslot-Information DL-Timeslot-Information,
  iE-Extensions ProtocolExtensionContainer { { DL-DPCH-InformationItem-RL-SetupRqstTDD-ExtIEs } } OPTIONAL,
  ...
}

DL-DPCH-InformationItem-RL-SetupRqstTDD-ExtIEs NBAP-PROTOCOL-EXTENSION ::= {
  ...
}

```

```

}

DL-DPCH-LCR-Information-RL-SetupRqstTDD ::= ProtocolIE-Single-Container{{ DL-DPCH-LCR-InformationIE-RL-SetupRqstTDD }}

DL-DPCH-LCR-InformationIE-RL-SetupRqstTDD NBAP-PROTOCOL-IES ::= {
  { ID id-DL-DPCH-LCR-InformationList-RL-SetupRqstTDD    CRITICALITY notify    TYPE DL-DPCH-LCR-InformationItem-RL-SetupRqstTDD    PRESENCE
  mandatory      }
}

DL-DPCH-LCR-InformationItem-RL-SetupRqstTDD ::= SEQUENCE {
  repetitionPeriod      RepetitionPeriod,
  repetitionLength      RepetitionLength,
  tdd-DPCHOffset        TDD-DPCHOffset,
  dL-TimeslotLCR-Information  DL-TimeslotLCR-Information,
  tstdIndicator          TSTD-Indicator,
  iE-Extensions          ProtocolExtensionContainer { { DL-DPCH-LCR-InformationItem-RL-SetupRqstTDD-ExtIEs } }    OPTIONAL,
  ...
}

DL-DPCH-LCR-InformationItem-RL-SetupRqstTDD-ExtIEs NBAP-PROTOCOL-EXTENSION ::= {
  ...
}

RL-Information-RL-SetupRqstTDD ::= SEQUENCE {
  rL-ID                  RL-ID,
  c-ID                   C-ID,
  frameOffset            FrameOffset,
  specialBurstScheduling SpecialBurstScheduling,
  initialDL-transmissionPower  DL-Power,
  maximumDL-power        DL-Power,
  minimumDL-power        DL-Power,
  dL-TimeSlotISCPInfo    DL-TimeSlotISCPInfo OPTIONAL, -- For 3.84Mcps TDD only
  iE-Extensions          ProtocolExtensionContainer { { RL-Information-RL-SetupRqstTDD-ExtIEs } }    OPTIONAL,
  ...
}

RL-Information-RL-SetupRqstTDD-ExtIEs NBAP-PROTOCOL-EXTENSION ::= {
  { ID id-TimeslotISCP-LCR-InfoList-RL-SetupRqstTDD    CRITICALITY reject    EXTENSION TimeslotISCP-LCR-InfoList-RL-SetupRqstTDD    PRESENCE
  optional      }| -- For 1.28Mcps TDD only
  { ID id-RL-Specific-DCH-Info    CRITICALITY ignore    EXTENSION RL-Specific-DCH-Info    PRESENCE    optional }|
  { ID id-DelayedActivation    CRITICALITY reject    EXTENSION DelayedActivation    PRESENCE    optional },
  ...
}

TimeslotISCP-LCR-InfoList-RL-SetupRqstTDD ::= SEQUENCE {
  dL-TimeslotISCP-LCR-Info    DL-TimeslotISCPInfoLCR,
  iE-Extensions              ProtocolExtensionContainer { {TimeslotISCP-LCR-InfoItem-RL-SetupRqstTDD-ExtIEs} }    OPTIONAL,
  ...
}

TimeslotISCP-LCR-InfoItem-RL-SetupRqstTDD-ExtIEs NBAP-PROTOCOL-EXTENSION ::= {
  ...
}

```



```

-- *****
--
-- RADIO LINK SETUP RESPONSE FDD
--
-- *****

RadioLinkSetupResponseFDD ::= SEQUENCE {
    protocolIEs          ProtocolIE-Container    {{RadioLinkSetupResponseFDD-IEs}},
    protocolExtensions  ProtocolExtensionContainer {{RadioLinkSetupResponseFDD-Extensions}}          OPTIONAL,
    ...
}

RadioLinkSetupResponseFDD-IEs NBAP-PROTOCOL-IES ::= {
    { ID      id-CRNC-CommunicationContextID          CRITICALITY ignore          TYPE          CRNC-CommunicationContextID
      PRESENCE mandatory }|
    { ID      id-NodeB-CommunicationContextID        CRITICALITY ignore          TYPE          NodeB-CommunicationContextID
      PRESENCE mandatory }|
    { ID      id-CommunicationControlPortID          CRITICALITY ignore          TYPE          CommunicationControlPortID
      PRESENCE mandatory }|
    { ID      id-RL-InformationResponseList-RL-SetupRspFDD
      SetupRspFDD          PRESENCE mandatory }|
    { ID      id-TFCI2-BearerInformationResponse     CRITICALITY ignore          TYPE          TFCI2-BearerInformationResponse PRESENCE optional }|
    { ID      id-CriticalityDiagnostics              CRITICALITY ignore          TYPE          CriticalityDiagnostics
      PRESENCE optional   },
    ...
}

RadioLinkSetupResponseFDD-Extensions NBAP-PROTOCOL-EXTENSION ::= {
    ...
}

RL-InformationResponseList-RL-SetupRspFDD ::= SEQUENCE (SIZE (1..maxNrOfRLs)) OF ProtocolIE-Single-Container{{ RL-InformationResponseItemIE-RL-SetupRspFDD }}

RL-InformationResponseItemIE-RL-SetupRspFDD NBAP-PROTOCOL-IES ::= {
    { ID      id-RL-InformationResponseItem-RL-SetupRspFDD
      SetupRspFDD          PRESENCE mandatory}
    CRITICALITY          ignore          TYPE          RL-InformationResponseItem-RL-SetupRspFDD
}

RL-InformationResponseItem-RL-SetupRspFDD ::= SEQUENCE {
    rL-ID                    RL-ID,
    rL-Set-ID                RL-Set-ID,
    received-total-wide-band-power          Received-total-wide-band-power-Value,
    diversityIndication      DiversityIndication-RL-SetupRspFDD,
    -- This IE represents both the Diversity Indication IE and the choice based on the diversity indication as described in
    -- the tabular message format in subclause 9.1.
    dSCH-InformationResponseList          DSCH-InformationResponseList-RL-SetupRspFDD          OPTIONAL,
    sSDT-SupportIndicator                  SSdT-SupportIndicator,
    iE-Extensions                          ProtocolExtensionContainer { { RL-InformationResponseItem-RL-SetupRspFDD-ExtIEs } }
    OPTIONAL,
    ...
}

RL-InformationResponseItem-RL-SetupRspFDD-ExtIEs NBAP-PROTOCOL-EXTENSION ::= {

```

```

    { ID id-DL-PowerBalancing-ActivationIndicator CRITICALITY ignore EXTENSION DL-PowerBalancing-ActivationIndicator PRESENCE
optional}}
    { ID id-HSDSCH-FDD-Information-Response CRITICALITY ignore EXTENSION HSDSCH-FDD-Information-Response PRESENCE optional },
    ...
}

DiversityIndication-RL-SetupRspFDD ::= CHOICE {
    combining Combining-RL-SetupRspFDD,
    nonCombiningOrFirstRL NonCombiningOrFirstRL-RL-SetupRspFDD
}

Combining-RL-SetupRspFDD ::= SEQUENCE {
    rL-ID RL-ID,
    iE-Extensions ProtocolExtensionContainer { { Combining-RL-SetupRspFDD-ExtIEs} } OPTIONAL,
    ...
}

Combining-RL-SetupRspFDD-ExtIEs NBAP-PROTOCOL-EXTENSION ::= {
    ...
}

NonCombiningOrFirstRL-RL-SetupRspFDD ::= SEQUENCE {
    dCH-InformationResponse DCH-InformationResponse,
    iE-Extensions ProtocolExtensionContainer { { NonCombiningOrFirstRLItem-RL-SetupRspFDD-ExtIEs} } OPTIONAL,
    ...
}

NonCombiningOrFirstRLItem-RL-SetupRspFDD-ExtIEs NBAP-PROTOCOL-EXTENSION ::= {
    ...
}

DSCH-InformationResponseList-RL-SetupRspFDD ::= ProtocolIE-Single-Container {{ DSCH-InformationResponseListIEs-RL-SetupRspFDD }}

DSCH-InformationResponseListIEs-RL-SetupRspFDD NBAP-PROTOCOL-IES ::= {
    { ID id-DSCH-InformationResponse CRITICALITY ignore TYPE DSCH-InformationResponse PRESENCE mandatory }
}

-- *****
--
-- RADIO LINK SETUP RESPONSE TDD
--
-- *****

RadioLinkSetupResponseTDD ::= SEQUENCE {
    protocolIEs ProtocolIE-Container {{RadioLinkSetupResponseTDD-IEs}},
    protocolExtensions ProtocolExtensionContainer {{RadioLinkSetupResponseTDD-Extensions}} OPTIONAL,
    ...
}

RadioLinkSetupResponseTDD-IEs NBAP-PROTOCOL-IES ::= {
    { ID id-CRNC-CommunicationContextID CRITICALITY ignore TYPE CRNC-CommunicationContextID
    PRESENCE mandatory }|
    { ID id-NodeB-CommunicationContextID CRITICALITY ignore TYPE NodeB-CommunicationContextID
    PRESENCE mandatory }|
}

```

```

    { ID id-CommunicationControlPortID
      PRESENCE mandatory }|
  { ID id-RL-InformationResponse-RL-SetupRspTDD
    PRESENCE optional }| -- Mandatory for 3.84Mcps TDD only
  { ID id-CriticalityDiagnostics
    PRESENCE optional },
  ...
}

RadioLinkSetupResponseTDD-Extensions NBAP-PROTOCOL-EXTENSION ::= {
  { ID id-RL-InformationResponse-LCR-RL-SetupRspTDD
    PRESENCE optional }, -- Mandatory for 1.28Mcps TDD only
  ...
}

RL-InformationResponse-RL-SetupRspTDD ::= SEQUENCE {
  rL-ID RL-ID,
  uL-TimeSlot-ISCP-Info UL-TimeSlot-ISCP-Info,
  ul-PhysCH-SF-Variation UL-PhysCH-SF-Variation,
  dCH-InformationResponseList DCH-InformationResponseList-RL-SetupRspTDD OPTIONAL,
  dSCH-InformationResponseList DSCH-InformationResponseList-RL-SetupRspTDD OPTIONAL,
  uSCH-InformationResponseList USCH-InformationResponseList-RL-SetupRspTDD OPTIONAL,
  iE-Extensions ProtocolExtensionContainer { { RL-InformationResponseList-RL-SetupRspTDD-ExtIEs } }
  OPTIONAL,
  ...
}

RL-InformationResponseList-RL-SetupRspTDD-ExtIEs NBAP-PROTOCOL-EXTENSION ::= {
  { ID id-HSDSCH-TDD-Information-Response
    CRITICALITY ignore EXTENSION HSDSCH-TDD-Information-Response PRESENCE optional },
  ...
}

DCH-InformationResponseList-RL-SetupRspTDD ::= ProtocolIE-Single-Container{{ DCH-InformationResponseListIEs-RL-SetupRspTDD }}

DCH-InformationResponseListIEs-RL-SetupRspTDD NBAP-PROTOCOL-IES ::= {
  { ID id-DCH-InformationResponse
    CRITICALITY ignore TYPE DCH-InformationResponse PRESENCE mandatory }
}

DSCH-InformationResponseList-RL-SetupRspTDD ::= ProtocolIE-Single-Container {{ DSCH-InformationResponseListIEs-RL-SetupRspTDD }}

DSCH-InformationResponseListIEs-RL-SetupRspTDD NBAP-PROTOCOL-IES ::= {
  { ID id-DSCH-InformationResponse
    CRITICALITY ignore TYPE DSCH-InformationResponse PRESENCE mandatory }
}

USCH-InformationResponseList-RL-SetupRspTDD ::= ProtocolIE-Single-Container {{ USCH-InformationResponseListIEs-RL-SetupRspTDD }}

USCH-InformationResponseListIEs-RL-SetupRspTDD NBAP-PROTOCOL-IES ::= {
  { ID id-USCH-InformationResponse
    CRITICALITY ignore TYPE USCH-InformationResponse PRESENCE mandatory }
}

RL-InformationResponse-LCR-RL-SetupRspTDD ::= SEQUENCE {
  rL-ID RL-ID,
  uL-TimeSlot-ISCP-LCR-Info UL-TimeSlot-ISCP-LCR-Info,
  ul-PhysCH-SF-Variation UL-PhysCH-SF-Variation,

```

```

dCH-InformationResponseList          DCH-InformationResponseList-RL-SetupRspTDD          OPTIONAL,
dSCH-InformationResponseList          DSCH-InformationResponseList-RL-SetupRspTDD          OPTIONAL,
uSCH-InformationResponseList          USCH-InformationResponseList-RL-SetupRspTDD          OPTIONAL,
iE-Extensions                         ProtocolExtensionContainer { { RL-InformationResponseList-LCR-RL-SetupRspTDD-ExtIEs} }
OPTIONAL,
...
}

RL-InformationResponseList-LCR-RL-SetupRspTDD-ExtIEs NBAP-PROTOCOL-EXTENSION ::= {
  { ID id-HSDSCH-TDD-Information-Response-LCR          CRITICALITY ignore          EXTENSION HSDSCH-TDD-Information-Response          PRESENCE optional },
  ...
}

-- *****
--
-- RADIO LINK SETUP FAILURE FDD
--
-- *****

RadioLinkSetupFailureFDD ::= SEQUENCE {
  protocolIEs          ProtocolIE-Container    {{RadioLinkSetupFailureFDD-IEs}},
  protocolExtensions  ProtocolExtensionContainer {{RadioLinkSetupFailureFDD-Extensions}}          OPTIONAL,
  ...
}

RadioLinkSetupFailureFDD-IEs NBAP-PROTOCOL-IES ::= {
  { ID id-CRNC-CommunicationContextID          PRESENCE          mandatory          }|          CRITICALITY          ignore          TYPE          CRNC-
  CommunicationContextID
  { ID id-NodeB-CommunicationContextID          PRESENCE          conditional          }|          CRITICALITY          ignore          TYPE          NodeB-
  CommunicationContextID
  -- This IE shall be present if at least one of the radio links has been successfully set up
  { ID id-CommunicationControlPortID          PRESENCE          optional          }|          CRITICALITY          ignore          TYPE
  CommunicationControlPortID
  { ID id-CauseLevel-RL-SetupFailureFDD          PRESENCE          mandatory          }|          CRITICALITY          ignore          TYPE          CauseLevel-RL-
  SetupFailureFDD
  { ID id-CriticalityDiagnostics          PRESENCE          optional          },          CRITICALITY          ignore          TYPE
  CriticalityDiagnostics
  ...
}

RadioLinkSetupFailureFDD-Extensions NBAP-PROTOCOL-EXTENSION ::= {
  ...
}

CauseLevel-RL-SetupFailureFDD ::= CHOICE {
  generalCause          GeneralCauseList-RL-SetupFailureFDD,
  rLSpecificCause      RLSpecificCauseList-RL-SetupFailureFDD,
  ...
}

GeneralCauseList-RL-SetupFailureFDD ::= SEQUENCE {
  cause          Cause,
  iE-Extensions          ProtocolExtensionContainer { { GeneralCauseItem-RL-SetupFailureFDD-ExtIEs} }          OPTIONAL,
  ...
}

```

```

}

GeneralCauseItem-RL-SetupFailureFDD-ExtIEs NBAP-PROTOCOL-EXTENSION ::= {
  ...
}

RLSpecificCauseList-RL-SetupFailureFDD ::= SEQUENCE {
  unsuccessful-RL-InformationRespList-RL-SetupFailureFDD      Unsuccessful-RL-InformationRespList-RL-SetupFailureFDD,
  successful-RL-InformationRespList-RL-SetupFailureFDD        Successful-RL-InformationRespList-RL-SetupFailureFDD OPTIONAL,
  iE-Extensions                                               ProtocolExtensionContainer { { RLSpecificCauseItem-RL-SetupFailureFDD-ExtIEs } } OPTIONAL,
  ...
}

RLSpecificCauseItem-RL-SetupFailureFDD-ExtIEs NBAP-PROTOCOL-EXTENSION ::= {
  ...
}

Unsuccessful-RL-InformationRespList-RL-SetupFailureFDD ::= SEQUENCE (SIZE (1..maxNrOfRLs)) OF ProtocolIE-Single-Container {{ Unsuccessful-RL-
InformationRespItemIE-RL-SetupFailureFDD }}

Unsuccessful-RL-InformationRespItemIE-RL-SetupFailureFDD NBAP-PROTOCOL-IES ::= {
  { ID      id-Unsuccessful-RL-InformationRespItem-RL-SetupFailureFDD      CRITICALITY      ignore                                TYPE      Unsuccessful-RL-
InformationRespItem-RL-SetupFailureFDD      PRESENCE      mandatory}
}

Unsuccessful-RL-InformationRespItem-RL-SetupFailureFDD ::= SEQUENCE {
  rL-ID                RL-ID,
  cause                Cause,
  iE-Extensions        ProtocolExtensionContainer { { Unsuccessful-RL-InformationRespItem-RL-SetupFailureFDD-ExtIEs } }
  OPTIONAL,
  ...
}

Unsuccessful-RL-InformationRespItem-RL-SetupFailureFDD-ExtIEs NBAP-PROTOCOL-EXTENSION ::= {
  ...
}

Successful-RL-InformationRespList-RL-SetupFailureFDD ::= SEQUENCE (SIZE (1.. maxNrOfRLs)) OF ProtocolIE-Single-Container {{ Successful-RL-
InformationRespItemIE-RL-SetupFailureFDD }}

Successful-RL-InformationRespItemIE-RL-SetupFailureFDD NBAP-PROTOCOL-IES ::= {
  { ID      id-Successful-RL-InformationRespItem-RL-SetupFailureFDD      CRITICALITY      ignore                                TYPE      Successful-RL-
InformationRespItem-RL-SetupFailureFDD      PRESENCE      mandatory}
}

Successful-RL-InformationRespItem-RL-SetupFailureFDD ::= SEQUENCE {
  rL-ID                RL-ID,
  rL-Set-ID            RL-Set-ID,
  received-total-wide-band-power          Received-total-wide-band-power-Value,
  diversityIndication  DiversityIndication-RL-SetupFailureFDD,
  -- This IE represents both the Diversity Indication IE and the choice based on the diversity indication as described in
  -- the tabular message format in subclause 9.1.
  dSCH-InformationResponseList            DSCH-InformationRespList-RL-SetupFailureFDD      OPTIONAL,
  tFCI2-BearerInformationResponse         TFCI2-BearerInformationResponse      OPTIONAL,
}

```

```

    sSDT-SupportIndicator          SSDT-SupportIndicator,
    iE-Extensions                  ProtocolExtensionContainer { { Successful-RL-InformationRespItem-RL-SetupFailureFDD-ExtIEs } }
    OPTIONAL,
    ...
}

Successful-RL-InformationRespItem-RL-SetupFailureFDD-ExtIEs NBAP-PROTOCOL-EXTENSION ::= {
  { ID id-DL-PowerBalancing-ActivationIndicator  CRITICALITY ignore      EXTENSION      DL-PowerBalancing-ActivationIndicator  PRESENCE
optional} |
  { ID id-HSDSCH-FDD-Information-Response       CRITICALITY ignore      EXTENSION HSDSCH-FDD-Information-Response  PRESENCE optional },
  ...
}

DiversityIndication-RL-SetupFailureFDD ::= CHOICE {
  combining                          Combining-RL-SetupFailureFDD,
  nonCombiningOrFirstRL              NonCombiningOrFirstRL-RL-SetupFailureFDD
}

Combining-RL-SetupFailureFDD ::= SEQUENCE {
  rL-ID                              RL-ID,
  iE-Extensions                      ProtocolExtensionContainer { { CombiningItem-RL-SetupFailureFDD-ExtIEs } }  OPTIONAL,
  ...
}

CombiningItem-RL-SetupFailureFDD-ExtIEs NBAP-PROTOCOL-EXTENSION ::= {
  ...
}

NonCombiningOrFirstRL-RL-SetupFailureFDD ::= SEQUENCE {
  dCH-InformationResponse             DCH-InformationResponse,
  iE-Extensions                      ProtocolExtensionContainer { { NonCombiningOrFirstRLItem-RL-SetupFailureFDD-ExtIEs } }
  OPTIONAL,
  ...
}

NonCombiningOrFirstRLItem-RL-SetupFailureFDD-ExtIEs NBAP-PROTOCOL-EXTENSION ::= {
  ...
}

DSCH-InformationRespList-RL-SetupFailureFDD ::= ProtocolIE-Single-Container {{ DSCH-InformationRespListIEs-RL-SetupFailureFDD }}

DSCH-InformationRespListIEs-RL-SetupFailureFDD NBAP-PROTOCOL-IES ::= {
  { ID id-DSCH-InformationResponse  CRITICALITY ignore  TYPE DSCH-InformationResponse  PRESENCE mandatory }
}

-- *****
--
-- RADIO LINK SETUP FAILURE TDD
--
-- *****

RadioLinkSetupFailureTDD ::= SEQUENCE {
  protocolIEs          ProtocolIE-Container  {{RadioLinkSetupFailureTDD-IEs}},
  protocolExtensions  ProtocolExtensionContainer  {{RadioLinkSetupFailureTDD-Extensions}}  OPTIONAL,
}

```

```

}
...
}
RadioLinkSetupFailureTDD-IEs NBAP-PROTOCOL-IES ::= {
  { ID      id-CRNC-CommunicationContextID      CRITICALITY ignore      TYPE      CRNC-CommunicationContextID
    PRESENCE mandatory }|
  { ID      id-CauseLevel-RL-SetupFailureTDD      CRITICALITY      ignore      TYPE      CauseLevel-RL-
SetupFailureTDD      PRESENCE      mandatory      }|
  { ID      id-CriticalityDiagnostics      CRITICALITY ignore      TYPE      CriticalityDiagnostics
    PRESENCE      optional      },
  ...
}

RadioLinkSetupFailureTDD-Extensions NBAP-PROTOCOL-EXTENSION ::= {
  ...
}

CauseLevel-RL-SetupFailureTDD ::= CHOICE {
  generalCause      GeneralCauseList-RL-SetupFailureTDD,
  rLSpecificCause      RLSpecificCauseList-RL-SetupFailureTDD,
  ...
}

GeneralCauseList-RL-SetupFailureTDD ::= SEQUENCE {
  cause      Cause,
  iE-Extensions      ProtocolExtensionContainer { { GeneralCauseItem-RL-SetupFailureTDD-ExtIEs } }      OPTIONAL,
  ...
}

GeneralCauseItem-RL-SetupFailureTDD-ExtIEs NBAP-PROTOCOL-EXTENSION ::= {
  ...
}

RLSpecificCauseList-RL-SetupFailureTDD ::= SEQUENCE {
  unsuccessful-RL-InformationRespItem-RL-SetupFailureTDD      Unsuccessful-RL-InformationRespItem-RL-SetupFailureTDD,
  iE-Extensions      ProtocolExtensionContainer { { RLSpecificCauseItem-RL-SetupFailureTDD-ExtIEs } }
  OPTIONAL,
  ...
}

RLSpecificCauseItem-RL-SetupFailureTDD-ExtIEs NBAP-PROTOCOL-EXTENSION ::= {
  ...
}

Unsuccessful-RL-InformationRespItem-RL-SetupFailureTDD ::= ProtocolIE-Single-Container { {Unsuccessful-RL-InformationRespItemIE-RL-SetupFailureTDD}
}

Unsuccessful-RL-InformationRespItemIE-RL-SetupFailureTDD NBAP-PROTOCOL-IES ::= {
  { ID      id-Unsuccessful-RL-InformationResp-RL-SetupFailureTDD      CRITICALITY ignore      TYPE      Unsuccessful-RL-InformationResp-
RL-SetupFailureTDD      PRESENCE      mandatory      }
}

Unsuccessful-RL-InformationResp-RL-SetupFailureTDD ::= SEQUENCE {
  rL-ID      RL-ID,

```

```

    cause                Cause,
    iE-Extensions        ProtocolExtensionContainer { { Unsuccessful-RL-InformationResp-RL-SetupFailureTDD-ExtIEs} }
    OPTIONAL,
    ...
}

Unsuccessful-RL-InformationResp-RL-SetupFailureTDD-ExtIEs NBAP-PROTOCOL-EXTENSION ::= {
    ...
}

-- *****
--
-- RADIO LINK ADDITION REQUEST FDD
--
-- *****

RadioLinkAdditionRequestFDD ::= SEQUENCE {
    protocolIEs          ProtocolIE-Container    {{RadioLinkAdditionRequestFDD-IEs}},
    protocolExtensions   ProtocolExtensionContainer {{RadioLinkAdditionRequestFDD-Extensions}}          OPTIONAL,
    ...
}

RadioLinkAdditionRequestFDD-IEs NBAP-PROTOCOL-IES ::= {
    { ID id-NodeB-CommunicationContextID          CRITICALITY reject          TYPE NodeB-CommunicationContextID          PRESENCE
    mandatory } |
    { ID id-Compressed-Mode-Deactivation-Flag      CRITICALITY reject          TYPE Compressed-Mode-Deactivation-Flag      PRESENCE optional } |
    { ID id-RL-InformationList-RL-AdditionRqstFDD  CRITICALITY notify          TYPE          RL-InformationList-RL-
    AdditionRqstFDD          PRESENCE mandatory },
    ...
}

RadioLinkAdditionRequestFDD-Extensions NBAP-PROTOCOL-EXTENSION ::= {
    ...
}

RL-InformationList-RL-AdditionRqstFDD ::= SEQUENCE (SIZE (1..maxNrOfRLs-1)) OF ProtocolIE-Single-Container {{ RL-InformationItemIE-RL-
AdditionRqstFDD}}

RL-InformationItemIE-RL-AdditionRqstFDD NBAP-PROTOCOL-IES ::= {
    { ID id-RL-InformationItem-RL-AdditionRqstFDD  CRITICALITY notify          TYPE          RL-InformationItem-RL-
    AdditionRqstFDD          PRESENCE mandatory}
}

RL-InformationItem-RL-AdditionRqstFDD ::= SEQUENCE {
    rL-ID                RL-ID,
    c-ID                 C-ID,
    frameOffset          FrameOffset,
    chipOffset           ChipOffset,
    diversityControlField DiversityControlField,
    dl-CodeInformation   FDD-DL-CodeInformation,
    initialDL-TransmissionPower DL-Power          OPTIONAL,
    maximumDL-Power      DL-Power          OPTIONAL,
    minimumDL-Power      DL-Power          OPTIONAL,
    sSDT-CellIdentity    SSdT-Cell-Identity    OPTIONAL,
}

```



```

    transmitDiversityIndicator      TransmitDiversityIndicator      OPTIONAL,
    iE-Extensions                    ProtocolExtensionContainer { { RL-InformationItem-RL-AdditionRqstFDD-ExtIEs} }  OPTIONAL,
    ...
}

RL-InformationItem-RL-AdditionRqstFDD-ExtIEs NBAP-PROTOCOL-EXTENSION ::= {
  { ID id-DLReferencePower      CRITICALITY ignore      EXTENSION  DL-Power          PRESENCE optional}|
  { ID id-RL-Specific-DCH-Info   CRITICALITY ignore      EXTENSION  RL-Specific-DCH-Info    PRESENCE  optional }|
  { ID id-DelayedActivation      CRITICALITY reject  EXTENSION  DelayedActivation      PRESENCE optional },
  ...
}

-- *****
--
-- RADIO LINK ADDITION REQUEST TDD
--
-- *****

RadioLinkAdditionRequestTDD ::= SEQUENCE {
  protocolIEs          ProtocolIE-Container    {{RadioLinkAdditionRequestTDD-IEs}},
  protocolExtensions   ProtocolExtensionContainer {{RadioLinkAdditionRequestTDD-Extensions}}  OPTIONAL,
  ...
}

RadioLinkAdditionRequestTDD-IEs NBAP-PROTOCOL-IES ::= {
  { ID id-NodeB-CommunicationContextID          CRITICALITY reject          TYPE NodeB-
CommunicationContextID          PRESENCE  mandatory  }|
  { ID id-UL-CCTrCH-InformationList-RL-AdditionRqstTDD  CRITICALITY reject          TYPE UL-CCTrCH-InformationList-
RL-AdditionRqstTDD          PRESENCE  optional  }|
  { ID id-DL-CCTrCH-InformationList-RL-AdditionRqstTDD  CRITICALITY reject          TYPE DL-CCTrCH-InformationList-
RL-AdditionRqstTDD          PRESENCE  optional  }|
  { ID id-RL-Information-RL-AdditionRqstTDD          CRITICALITY reject          TYPE RL-Information-RL-
AdditionRqstTDD          PRESENCE  mandatory  },
  ...
}

RadioLinkAdditionRequestTDD-Extensions NBAP-PROTOCOL-EXTENSION ::= {
  ...
}

UL-CCTrCH-InformationList-RL-AdditionRqstTDD ::= SEQUENCE (SIZE (1..maxNrOfCCTrCHs)) OF UL-CCTrCH-InformationItem-RL-AdditionRqstTDD

UL-CCTrCH-InformationItem-RL-AdditionRqstTDD ::= SEQUENCE {
  cCTrCH-ID          CCTrCH-ID,
  uL-DPCH-Information  UL-DPCH-InformationList-RL-AdditionRqstTDD  OPTIONAL,
  iE-Extensions      ProtocolExtensionContainer { { UL-CCTrCH-InformationItem-RL-AdditionRqstTDD-ExtIEs} }  OPTIONAL,
  ...
}

UL-CCTrCH-InformationItem-RL-AdditionRqstTDD-ExtIEs NBAP-PROTOCOL-EXTENSION ::= {
  ...
  { ID id-UL-DPCH-InformationItem-LCR-RL-AdditionRqstTDD          CRITICALITY  notify          EXTENSION  UL-DPCH-
InformationItem-LCR-RL-AdditionRqstTDD          PRESENCE  optional }, -- For 1.28cps TDD only
}

```

```

UL-DPCH-InformationList-RL-AdditionRqstTDD ::= ProtocolIE-Single-Container {{ UL-DPCH-InformationItemIE-RL-AdditionRqstTDD }}

UL-DPCH-InformationItemIE-RL-AdditionRqstTDD NBAP-PROTOCOL-IES ::= {
  { ID      id-UL-DPCH-InformationItem-RL-AdditionRqstTDD      CRITICALITY      notify      TYPE      UL-DPCH-InformationItem-
  RL-AdditionRqstTDD      PRESENCE      optional } -- For 3.84Mcps TDD only
}

UL-DPCH-InformationItem-RL-AdditionRqstTDD ::= SEQUENCE {
  repetitionPeriod      RepetitionPeriod,
  repetitionLength      RepetitionLength,
  tdd-DPCHOffset        TDD-DPCHOffset,
  uL-Timeslot-Information      UL-Timeslot-Information,
  iE-Extensions          ProtocolExtensionContainer { { UL-DPCH-InformationItem-RL-AdditionRqstTDD-ExtIEs } }      OPTIONAL,
  ...
}

UL-DPCH-InformationItem-RL-AdditionRqstTDD-ExtIEs NBAP-PROTOCOL-EXTENSION ::= {
  ...
}

DL-CCTrCH-InformationList-RL-AdditionRqstTDD ::= SEQUENCE (SIZE (1..maxNrOfCCTrCHs)) OF DL-CCTrCH-InformationItem-RL-AdditionRqstTDD

DL-CCTrCH-InformationItem-RL-AdditionRqstTDD ::= SEQUENCE {
  cCTrCH-ID      CCTrCH-ID,
  dL-DPCH-Information      DL-DPCH-InformationList-RL-AdditionRqstTDD      OPTIONAL,
  iE-Extensions          ProtocolExtensionContainer { { DL-CCTrCH-InformationItem-RL-AdditionRqstTDD-ExtIEs } }      OPTIONAL,
  ...
}

DL-CCTrCH-InformationItem-RL-AdditionRqstTDD-ExtIEs NBAP-PROTOCOL-EXTENSION ::= {
  { ID      id-DL-DPCH-InformationItem-LCR-RL-AdditionRqstTDD      CRITICALITY      notify      EXTENSION      DL-DPCH-
  InformationItem-LCR-RL-AdditionRqstTDD      PRESENCE      optional } | -- For 1.28Mcps TDD only
  { ID      id-CCTrCH-Initial-DL-Power-RL-AdditionRqstTDD      CRITICALITY      ignore      EXTENSION      DL-Power      PRESENCE      optional },
  ...
}

DL-DPCH-InformationList-RL-AdditionRqstTDD ::= ProtocolIE-Single-Container {{ DL-DPCH-InformationItemIE-RL-AdditionRqstTDD }}

DL-DPCH-InformationItemIE-RL-AdditionRqstTDD NBAP-PROTOCOL-IES ::= {
  { ID      id-DL-DPCH-InformationItem-RL-AdditionRqstTDD      CRITICALITY      notify      TYPE      DL-DPCH-InformationItem-
  RL-AdditionRqstTDD      PRESENCE      mandatory } -- For 3.84Mcps TDD only
}

DL-DPCH-InformationItem-RL-AdditionRqstTDD ::= SEQUENCE {
  repetitionPeriod      RepetitionPeriod,
  repetitionLength      RepetitionLength,
  tdd-DPCHOffset        TDD-DPCHOffset,
  dL-Timeslot-Information      DL-Timeslot-Information,
  iE-Extensions          ProtocolExtensionContainer { { DL-DPCH-InformationItem-RL-AdditionRqstTDD-ExtIEs } }
  OPTIONAL,
  ...
}

```

```

DL-DPCH-InformationItem-RL-AdditionRqstTDD-ExtIEs  NBAP-PROTOCOL-EXTENSION ::= {
    ...
}

RL-Information-RL-AdditionRqstTDD ::= SEQUENCE {
    rL-ID                RL-ID,
    c-ID                 C-ID,
    frameOffset          FrameOffset,
    diversityControlField DiversityControlField,
    initial-DL-Transmission-Power DL-Power OPTIONAL,
    maximumDL-Power      DL-Power OPTIONAL,
    minimumDL-Power      DL-Power OPTIONAL,
    dL-TimeSlotISCPInfo  DL-TimeSlotISCPInfo OPTIONAL, -- For 3.84Mcps TDD only
    iE-Extensions        ProtocolExtensionContainer { { RL-information-RL-AdditionRqstTDD-ExtIEs } } OPTIONAL,
    ...
}

RL-information-RL-AdditionRqstTDD-ExtIEs  NBAP-PROTOCOL-EXTENSION ::= {
    { ID id-TimeSlotISCP-InformationList-LCR-RL-AdditionRqstTDD CRITICALITY notify EXTENSION TIMESLOTISCP-
InformationList-LCR-RL-AdditionRqstTDD PRESENCE optional }| -- For 1.28Mcps TDD only
    { ID id-RL-Specific-DCH-Info CRITICALITY ignore EXTENSION RL-Specific-DCH-Info PRESENCE optional }|
    { ID id-DelayedActivation CRITICALITY reject EXTENSION DelayedActivation PRESENCE optional },
    ...
}

UL-DPCH-InformationItem-LCR-RL-AdditionRqstTDD ::= SEQUENCE {
    repetitionPeriod      RepetitionPeriod,
    repetitionLength      RepetitionLength,
    tdd-DPCHOffset        TDD-DPCHOffset,
    uL-TimeSlotLCR-Information UL-TimeSlotLCR-Information,
    iE-Extensions        ProtocolExtensionContainer { { UL-DPCH-InformationItem-LCR-RL-AdditionRqstTDD-ExtIEs } } OPTIONAL,
    ...
}

UL-DPCH-InformationItem-LCR-RL-AdditionRqstTDD-ExtIEs NBAP-PROTOCOL-EXTENSION ::= {
    ...
}

DL-DPCH-InformationItem-LCR-RL-AdditionRqstTDD ::= SEQUENCE {
    repetitionPeriod      RepetitionPeriod,
    repetitionLength      RepetitionLength,
    tdd-DPCHOffset        TDD-DPCHOffset,
    dL-TimeSlotLCR-Information DL-TimeSlotLCR-Information,
    iE-Extensions        ProtocolExtensionContainer { { DL-DPCH-InformationItem-LCR-RL-AdditionRqstTDD-ExtIEs } } OPTIONAL,
    ...
}

DL-DPCH-InformationItem-LCR-RL-AdditionRqstTDD-ExtIEs NBAP-PROTOCOL-EXTENSION ::= {
    ...
}

TIMESLOTISCP-InformationList-LCR-RL-AdditionRqstTDD ::= SEQUENCE {
    dL-TimeSlotISCP-LCR-Info DL-TimeSlotISCPInfoLCR,
    iE-Extensions        ProtocolExtensionContainer { {TimeslotISCPInfoList-LCR-RL-AdditionRqstTDD-ExtIEs} } OPTIONAL,
}

```

```

...
}

TimeslotISCPInfoList-LCR-RL-AdditionRqstTDD-ExtIEs  NBAP-PROTOCOL-EXTENSION ::= {
...
}

-- *****
--
-- RADIO LINK ADDITION RESPONSE FDD
--
-- *****

RadioLinkAdditionResponseFDD ::= SEQUENCE {
    protocolIEs          ProtocolIE-Container    {{RadioLinkAdditionResponseFDD-IEs}},
    protocolExtensions  ProtocolExtensionContainer {{RadioLinkAdditionResponseFDD-Extensions}}          OPTIONAL,
    ...
}

RadioLinkAdditionResponseFDD-IEs NBAP-PROTOCOL-IES ::= {
    { ID  id-CRNC-CommunicationContextID          CRITICALITY  ignore          TYPE  CRNC-
CommunicationContextID          PRESENCE  mandatory  }|
    { ID  id-RL-InformationResponseList-RL-AdditionRspFDD  CRITICALITY  ignore          TYPE  RL-
InformationResponseList-RL-AdditionRspFDD  PRESENCE  mandatory  }|
    { ID  id-CriticalityDiagnostics          CRITICALITY  ignore          TYPE  CriticalityDiagnostics
          PRESENCE  optional  },
    ...
}

RadioLinkAdditionResponseFDD-Extensions NBAP-PROTOCOL-EXTENSION ::= {
...
}

RL-InformationResponseList-RL-AdditionRspFDD ::= SEQUENCE (SIZE (1..maxNrOfRLs-1)) OF ProtocolIE-Single-Container {{ RL-InformationResponseItemIE-
RL-AdditionRspFDD }}

RL-InformationResponseItemIE-RL-AdditionRspFDD NBAP-PROTOCOL-IES ::= {
    { ID  id-RL-InformationResponseItem-RL-AdditionRspFDD          CRITICALITY  ignore          TYPE  RL-
InformationResponseItem-RL-AdditionRspFDD          PRESENCE  mandatory}
}

RL-InformationResponseItem-RL-AdditionRspFDD ::= SEQUENCE {
    rL-ID          RL-ID,
    rL-Set-ID          RL-Set-ID,
    received-total-wide-band-power          Received-total-wide-band-power-Value,
    diversityIndication          DiversityIndication-RL-AdditionRspFDD,
    -- This IE represents both the Diversity Indication IE and the choice based on the diversity indication as described in
    -- the tabular message format in subclause 9.1.
    sSDT-SupportIndicator          SSdT-SupportIndicator,
    iE-Extensions          ProtocolExtensionContainer { { RL-InformationResponseItem-RL-AdditionRspFDD-ExtIEs} }
OPTIONAL,
    ...
}

```

```

RL-InformationResponseItem-RL-AdditionRspFDD-ExtIEs NBAP-PROTOCOL-EXTENSION ::= {
  { ID id-DL-PowerBalancing-ActivationIndicator CRITICALITY ignore EXTENSION DL-PowerBalancing-ActivationIndicator PRESENCE
optional},
  ...
}

DiversityIndication-RL-AdditionRspFDD ::= CHOICE {
  combining Combining-RL-AdditionRspFDD,
  non-combining Non-Combining-RL-AdditionRspFDD
}

Combining-RL-AdditionRspFDD ::= SEQUENCE {
  rL-ID RL-ID,
  iE-Extensions ProtocolExtensionContainer { { CombiningItem-RL-AdditionRspFDD-ExtIEs} } OPTIONAL,
  ...
}

CombiningItem-RL-AdditionRspFDD-ExtIEs NBAP-PROTOCOL-EXTENSION ::= {
  ...
}

Non-Combining-RL-AdditionRspFDD ::= SEQUENCE {
  dCH-InformationResponse DCH-InformationResponse,
  iE-Extensions ProtocolExtensionContainer { { Non-CombiningItem-RL-AdditionRspFDD-ExtIEs} } OPTIONAL,
  ...
}

Non-CombiningItem-RL-AdditionRspFDD-ExtIEs NBAP-PROTOCOL-EXTENSION ::= {
  ...
}

-- *****
--
-- RADIO LINK ADDITION RESPONSE TDD
--
-- *****

RadioLinkAdditionResponseTDD ::= SEQUENCE {
  protocolIEs ProtocolIE-Container {{RadioLinkAdditionResponseTDD-IEs}},
  protocolExtensions ProtocolExtensionContainer {{RadioLinkAdditionResponseTDD-Extensions}} OPTIONAL,
  ...
}

RadioLinkAdditionResponseTDD-IEs NBAP-PROTOCOL-IES ::= {
  { ID id-CRNC-CommunicationContextID CRITICALITY ignore TYPE CRNC-CommunicationContextID
  PRESENCE mandatory }|
  { ID id-RL-InformationResponse-RL-AdditionRspTDD CRITICALITY ignore TYPE RL-InformationResponse-RL-
  AdditionRspTDD PRESENCE optional }| -- Mandatory for 3.84Mcps TDD only
  { ID id-CriticalityDiagnostics CRITICALITY ignore TYPE CriticalityDiagnostics
  PRESENCE optional },
  ...
}

RadioLinkAdditionResponseTDD-Extensions NBAP-PROTOCOL-EXTENSION ::= {

```

```

    { ID id-RL-InformationResponse-LCR-RL-AdditionRspTDD          CRITICALITY ignore          EXTENSION          RL-InformationResponse-LCR-RL-
AdditionRspTDD PRESENCE optional }, --Mandatory for 1.28Mcps TDD only
    ...
}

RL-InformationResponse-RL-AdditionRspTDD ::= SEQUENCE {
    rL-ID                    RL-ID,
    uL-TimeSlot-ISCP-Info    UL-TimeSlot-ISCP-Info,
    ul-PhysCH-SF-Variation   UL-PhysCH-SF-Variation,
    dCH-Information          DCH-Information-RL-AdditionRspTDD          OPTIONAL,
    dSCH-InformationResponseList DSCH-InformationResponseList-RL-AdditionRspTDD          OPTIONAL,
    uSCH-InformationResponseList USCH-InformationResponseList-RL-AdditionRspTDD          OPTIONAL,
    iE-Extensions            ProtocolExtensionContainer { { RL-InformationResponse-RL-AdditionRspTDD-ExtIEs } }          OPTIONAL,
    ...
}

RL-InformationResponse-RL-AdditionRspTDD-ExtIEs NBAP-PROTOCOL-EXTENSION ::= {
    ...
}

DCH-Information-RL-AdditionRspTDD ::= SEQUENCE {
    diversityIndication      DiversityIndication-RL-AdditionRspTDD,
    -- This IE represents both the Diversity Indication IE and the choice based on the diversity indication as described in
    -- the tabular message format in subclause 9.1.
    iE-Extensions            ProtocolExtensionContainer { { DCH-Information-RL-AdditionRspTDD-ExtIEs } }          OPTIONAL,
    ...
}

DCH-Information-RL-AdditionRspTDD-ExtIEs NBAP-PROTOCOL-EXTENSION ::= {
    ...
}

DiversityIndication-RL-AdditionRspTDD ::= CHOICE {
    combining                  Combining-RL-AdditionRspTDD,
    non-Combining              Non-Combining-RL-AdditionRspTDD
}

Combining-RL-AdditionRspTDD ::= SEQUENCE {
    rL-ID                    RL-ID,
    iE-Extensions            ProtocolExtensionContainer { { CombiningItem-RL-AdditionRspTDD-ExtIEs } }          OPTIONAL,
    ...
}

CombiningItem-RL-AdditionRspTDD-ExtIEs NBAP-PROTOCOL-EXTENSION ::= {
    ...
}

Non-Combining-RL-AdditionRspTDD ::= SEQUENCE {
    dCH-InformationResponse    DCH-InformationResponse,
    iE-Extensions            ProtocolExtensionContainer { { Non-CombiningItem-RL-AdditionRspTDD-ExtIEs } }          OPTIONAL,
    ...
}

Non-CombiningItem-RL-AdditionRspTDD-ExtIEs NBAP-PROTOCOL-EXTENSION ::= {

```

```

}
...
}
DSCH-InformationResponseList-RL-AdditionRspTDD ::= ProtocolIE-Single-Container {{ DSCH-InformationResponseListIEs-RL-AdditionRspTDD }}
DSCH-InformationResponseListIEs-RL-AdditionRspTDD NBAP-PROTOCOL-IES ::= {
  { ID id-DSCH-InformationResponse CRITICALITY ignore TYPE DSCH-InformationResponse PRESENCE mandatory }
}
USCH-InformationResponseList-RL-AdditionRspTDD ::= ProtocolIE-Single-Container {{ USCH-InformationResponseListIEs-RL-AdditionRspTDD }}
USCH-InformationResponseListIEs-RL-AdditionRspTDD NBAP-PROTOCOL-IES ::= {
  { ID id-USCH-InformationResponse CRITICALITY ignore TYPE USCH-InformationResponse PRESENCE mandatory }
}
RL-InformationResponse-LCR-RL-AdditionRspTDD ::= SEQUENCE {
  rL-ID RL-ID,
  uL-TimeSlot-ISCP-InfoLCR UL-TimeSlot-ISCP-LCR-Info,
  ul-PhysCH-SF-Variation UL-PhysCH-SF-Variation,
  dCH-Information DCH-Information-RL-AdditionRspTDD OPTIONAL,
  dSCH-InformationResponseList DSCH-InformationResponseList-RL-AdditionRspTDD OPTIONAL,
  uSCH-InformationResponseList USCH-InformationResponseList-RL-AdditionRspTDD OPTIONAL,
  iE-Extensions ProtocolExtensionContainer { { RL-InformationResponse-LCR-RL-AdditionRspTDD-ExtIEs } } OPTIONAL,
  ...
}
RL-InformationResponse-LCR-RL-AdditionRspTDD-ExtIEs NBAP-PROTOCOL-EXTENSION ::= {
  ...
}
-- *****
--
-- RADIO LINK ADDITION FAILURE FDD
--
-- *****

RadioLinkAdditionFailureFDD ::= SEQUENCE {
  protocolIEs ProtocolIE-Container {{RadioLinkAdditionFailureFDD-IEs}},
  protocolExtensions ProtocolExtensionContainer {{RadioLinkAdditionFailureFDD-Extensions}} OPTIONAL,
  ...
}
RadioLinkAdditionFailureFDD-IEs NBAP-PROTOCOL-IES ::= {
  { ID id-CRNC-CommunicationContextID CRITICALITY ignore TYPE CRNC-CommunicationContextID PRESENCE mandatory }|
  { ID id-CauseLevel-RL-AdditionFailureFDD CRITICALITY ignore TYPE CauseLevel-RL-AdditionFailureFDD PRESENCE mandatory }|
  { ID id-CriticalityDiagnostics CRITICALITY ignore TYPE CriticalityDiagnostics PRESENCE optional }|
  },
  ...
}
RadioLinkAdditionFailureFDD-Extensions NBAP-PROTOCOL-EXTENSION ::= {
  ...
}

```

```

CauseLevel-RL-AdditionFailureFDD ::= CHOICE {
    generalCause      GeneralCauseList-RL-AdditionFailureFDD,
    rLSpecificCause   RLSpecificCauseList-RL-AdditionFailureFDD,
    ...
}

GeneralCauseList-RL-AdditionFailureFDD ::= SEQUENCE {
    cause              Cause,
    iE-Extensions      ProtocolExtensionContainer { { GeneralCauseItem-RL-AdditionFailureFDD-ExtIEs} } OPTIONAL,
    ...
}

GeneralCauseItem-RL-AdditionFailureFDD-ExtIEs NBAP-PROTOCOL-EXTENSION ::= {
    ...
}

RLSpecificCauseList-RL-AdditionFailureFDD ::= SEQUENCE {
    unsuccessful-RL-InformationRespList-RL-AdditionFailureFDD,
    successful-RL-InformationRespList-RL-AdditionFailureFDD OPTIONAL,
    iE-Extensions      ProtocolExtensionContainer { { RLSpecificCauseItem-RL-AdditionFailureFDD-ExtIEs} } OPTIONAL,
    ...
}

RLSpecificCauseItem-RL-AdditionFailureFDD-ExtIEs NBAP-PROTOCOL-EXTENSION ::= {
    ...
}

Unsuccessful-RL-InformationRespList-RL-AdditionFailureFDD ::= SEQUENCE (SIZE (1..maxNrOfRLs-1)) OF ProtocolIE-Single-Container {{ Unsuccessful-RL-InformationRespItemIE-RL-AdditionFailureFDD }}

Unsuccessful-RL-InformationRespItemIE-RL-AdditionFailureFDD NBAP-PROTOCOL-IES ::= {
    { ID      id-Unsuccessful-RL-InformationRespItem-RL-AdditionFailureFDD      CRITICALITY      ignore      TYPE      Unsuccessful-RL-InformationRespItem-RL-AdditionFailureFDD      PRESENCE      mandatory}
}

Unsuccessful-RL-InformationRespItem-RL-AdditionFailureFDD ::= SEQUENCE {
    rL-ID          RL-ID,
    cause          Cause,
    iE-Extensions ProtocolExtensionContainer { { Unsuccessful-RL-InformationRespItem-RL-AdditionFailureFDD-ExtIEs} } OPTIONAL,
    ...
}

Unsuccessful-RL-InformationRespItem-RL-AdditionFailureFDD-ExtIEs NBAP-PROTOCOL-EXTENSION ::= {
    ...
}

Successful-RL-InformationRespList-RL-AdditionFailureFDD ::= SEQUENCE (SIZE (1..maxNrOfRLs-2)) OF ProtocolIE-Single-Container {{ Successful-RL-InformationRespItemIE-RL-AdditionFailureFDD }}

Successful-RL-InformationRespItemIE-RL-AdditionFailureFDD NBAP-PROTOCOL-IES ::= {
    { ID      id-Successful-RL-InformationRespItem-RL-AdditionFailureFDD      CRITICALITY      ignore      TYPE      Successful-RL-InformationRespItem-RL-AdditionFailureFDD      PRESENCE      mandatory}
}

```



```

Successful-RL-InformationRespItem-RL-AdditionFailureFDD ::= SEQUENCE {
    rL-ID                               RL-ID,
    rL-Set-ID                           RL-Set-ID,
    received-total-wide-band-power      Received-total-wide-band-power-Value,
    diversityIndication                 DiversityIndication-RL-AdditionFailureFDD,
    -- This IE represents both the Diversity Indication IE and the choice based on the diversity indication as described in
    -- the tabular message format in subclause 9.1.
    sSDT-SupportIndicator               SSDT-SupportIndicator,
    iE-Extensions                       ProtocolExtensionContainer { { Successful-RL-InformationRespItem-RL-AdditionFailureFDD-ExtIEs} }
    OPTIONAL,
    ...
}

Successful-RL-InformationRespItem-RL-AdditionFailureFDD-ExtIEs NBAP-PROTOCOL-EXTENSION ::= {
    { ID id-DL-PowerBalancing-ActivationIndicator CRITICALITY ignore EXTENSION DL-PowerBalancing-ActivationIndicator PRESENCE
optional},
    ...
}

DiversityIndication-RL-AdditionFailureFDD ::= CHOICE {
    combining                           Combining-RL-AdditionFailureFDD,
    non-Combining                       Non-Combining-RL-AdditionFailureFDD
}

Combining-RL-AdditionFailureFDD ::= SEQUENCE {
    rL-ID                               RL-ID,
    iE-Extensions                       ProtocolExtensionContainer { { CombiningItem-RL-AdditionFailureFDD-ExtIEs} }
    OPTIONAL,
    ...
}

CombiningItem-RL-AdditionFailureFDD-ExtIEs NBAP-PROTOCOL-EXTENSION ::= {
    ...
}

Non-Combining-RL-AdditionFailureFDD ::= SEQUENCE {
    dCH-InformationResponse              DCH-InformationResponse,
    iE-Extensions                       ProtocolExtensionContainer { { Non-CombiningItem-RL-AdditionFailureFDD-ExtIEs} }
    OPTIONAL,
    ...
}

Non-CombiningItem-RL-AdditionFailureFDD-ExtIEs NBAP-PROTOCOL-EXTENSION ::= {
    ...
}

-- *****
--
-- RADIO LINK ADDITION FAILURE TDD
--
-- *****

RadioLinkAdditionFailureTDD ::= SEQUENCE {
    protocolIEs                         ProtocolIE-Container    {{RadioLinkAdditionFailureTDD-IEs}},

```

```

    protocolExtensions      ProtocolExtensionContainer  {{RadioLinkAdditionFailureTDD-Extensions}}
    ...
}

RadioLinkAdditionFailureTDD-IEs NBAP-PROTOCOL-IES ::= {
  { ID      id-CRNC-CommunicationContextID      CRITICALITY  ignore      TYPE      CRNC-CommunicationContextID
  PRESENCE  mandatory  }|
  { ID      id-CauseLevel-RL-AdditionFailureTDD  CRITICALITY  ignore      TYPE      CauseLevel-RL-AdditionFailureTDD
  PRESENCE  mandatory  }|
  { ID      id-CriticalityDiagnostics            CRITICALITY  ignore      TYPE      CriticalityDiagnostics
  PRESENCE  optional    },
  ...
}

RadioLinkAdditionFailureTDD-Extensions NBAP-PROTOCOL-EXTENSION ::= {
  ...
}

CauseLevel-RL-AdditionFailureTDD ::= CHOICE {
  generalCause      GeneralCauseList-RL-AdditionFailureTDD,
  rLSpecificCause   RLSpecificCauseList-RL-AdditionFailureTDD,
  ...
}

GeneralCauseList-RL-AdditionFailureTDD ::= SEQUENCE {
  cause              Cause,
  iE-Extensions      ProtocolExtensionContainer { { GeneralCauseItem-RL-AdditionFailureTDD-ExtIEs } } OPTIONAL,
  ...
}

GeneralCauseItem-RL-AdditionFailureTDD-ExtIEs NBAP-PROTOCOL-EXTENSION ::= {
  ...
}

RLSpecificCauseList-RL-AdditionFailureTDD ::= SEQUENCE {
  unsuccessful-RL-InformationRespItem-RL-AdditionFailureTDD  Unsuccessful-RL-InformationRespItem-RL-AdditionFailureTDD,
  iE-Extensions      ProtocolExtensionContainer { { RLSpecificCauseItem-RL-AdditionFailureTDD-ExtIEs } }
  OPTIONAL,
  ...
}

RLSpecificCauseItem-RL-AdditionFailureTDD-ExtIEs NBAP-PROTOCOL-EXTENSION ::= {
  ...
}

Unsuccessful-RL-InformationRespItem-RL-AdditionFailureTDD ::= ProtocolIE-Single-Container { {Unsuccessful-RL-InformationRespItemIE-RL-
AdditionFailureTDD} }

Unsuccessful-RL-InformationRespItemIE-RL-AdditionFailureTDD NBAP-PROTOCOL-IES ::= {
  { ID id-Unsuccessful-RL-InformationResp-RL-AdditionFailureTDD  CRITICALITY ignore  TYPE Unsuccessful-RL-InformationResp-RL-AdditionFailureTDD
  PRESENCE mandatory }
}

Unsuccessful-RL-InformationResp-RL-AdditionFailureTDD ::= SEQUENCE {

```

```

    rL-ID                RL-ID,
    cause                Cause,
    iE-Extensions        ProtocolExtensionContainer { { Unsuccessful-RL-InformationResp-RL-AdditionFailureTDD-ExtIEs } }
    OPTIONAL,
    ...
}

Unsuccessful-RL-InformationResp-RL-AdditionFailureTDD-ExtIEs  NBAP-PROTOCOL-EXTENSION ::= {
    ...
}

-- *****
--
-- RADIO LINK RECONFIGURATION PREPARE FDD
--
-- *****

RadioLinkReconfigurationPrepareFDD ::= SEQUENCE {
    protocolIEs          ProtocolIE-Container    {{RadioLinkReconfigurationPrepareFDD-IEs}},
    protocolExtensions  ProtocolExtensionContainer {{RadioLinkReconfigurationPrepareFDD-Extensions}}          OPTIONAL,
    ...
}

RadioLinkReconfigurationPrepareFDD-IEs NBAP-PROTOCOL-IES ::= {
    { ID id-NodeB-CommunicationContextID          CRITICALITY reject          TYPE          NodeB-CommunicationContextID
      PRESENCE mandatory } |
    { ID id-UL-DPCH-Information-RL-ReconfPrepFDD  CRITICALITY reject          TYPE          UL-DPCH-Information-RL-
      PRESENCE optional } |
    ReconfPrepFDD
    { ID id-DL-DPCH-Information-RL-ReconfPrepFDD  CRITICALITY reject          TYPE          DL-DPCH-Information-RL-
      PRESENCE optional } |
    ReconfPrepFDD
    { ID id-FDD-DCHs-to-Modify                    CRITICALITY reject          TYPE          FDD-DCHs-to-Modify
      PRESENCE optional } |
    { ID id-DCHs-to-Add-FDD                      CRITICALITY reject          TYPE          DCH-FDD-Information
      PRESENCE optional } |
    { ID id-DCH-DeleteList-RL-ReconfPrepFDD      CRITICALITY reject          TYPE          DCH-DeleteList-RL-ReconfPrepFDD
      PRESENCE optional } |
    { ID id-DSCH-ModifyList-RL-ReconfPrepFDD    CRITICALITY reject          TYPE          DSCH-ModifyList-RL-ReconfPrepFDD
      PRESENCE optional } |
    { ID id-DSCHs-to-Add-FDD                    CRITICALITY reject          TYPE          DSCH-FDD-Information
      PRESENCE optional }
    |
    { ID id-DSCH-DeleteList-RL-ReconfPrepFDD    CRITICALITY reject          TYPE          DSCH-DeleteList-RL-ReconfPrepFDD
      PRESENCE optional } |
    { ID id-TFCI2-BearerSpecificInformation-RL-ReconfPrepFDD CRITICALITY reject          TYPE          TFCI2-BearerSpecificInformation-
    RL-ReconfPrepFDD
      PRESENCE optional } |
    { ID id-RL-InformationList-RL-ReconfPrepFDD  CRITICALITY reject          TYPE          RL-InformationList-RL-
    ReconfPrepFDD
      PRESENCE optional } |
    { ID id-Transmission-Gap-Pattern-Sequence-Information CRITICALITY reject          TYPE          Transmission-Gap-Pattern-Sequence-Information
      PRESENCE optional },
    ...
}

RadioLinkReconfigurationPrepareFDD-Extensions NBAP-PROTOCOL-EXTENSION ::= {
    { ID id-DSCH-FDD-Common-Information          CRITICALITY ignore  EXTENSION DSCH-FDD-Common-Information
      PRESENCE optional } |
    { ID id-SignallingBearerRequestIndicator    CRITICALITY reject  EXTENSION SignallingBearerRequestIndicator
      PRESENCE optional } |
}

```

```

    { ID id-HSDSCH-Information-to-Modify CRITICALITY reject EXTENSION HSDSCH-Information-to-Modify PRESENCE optional } |
    { ID id-HSDSCH-FDD-Information-to-Add CRITICALITY reject EXTENSION HSDSCH-FDD-Information PRESENCE optional } |
    { ID id-HSDSCH-FDD-Information-to-Delete CRITICALITY reject EXTENSION HSDSCH-DeleteList-RL-ReconfPrepFDD PRESENCE optional } |
    { ID id-HSDSCH-RNTI CRITICALITY reject EXTENSION HSDSCH-RNTI PRESENCE optional } |
    { ID id-HSPDSCH-RL-ID CRITICALITY reject EXTENSION RL-ID PRESENCE optional } |
    ...
}

UL-DPCH-Information-RL-ReconfPrepFDD ::= SEQUENCE {
    ul-ScramblingCode UL-ScramblingCode OPTIONAL,
    ul-SIR-Target UL-SIR OPTIONAL,
    minUL-ChannelisationCodeLength MinUL-ChannelisationCodeLength OPTIONAL,
    maxNrOfUL-DPDCHs MaxNrOfUL-DPDCHs OPTIONAL,
    -- This IE shall be present if minUL-ChannelisationCodeLength Ie is set to 4
    ul-PunctureLimit PunctureLimit OPTIONAL,
    tFCS TFCS OPTIONAL,
    ul-DPCH-SlotFormat UL-DPCH-SlotFormat OPTIONAL,
    diversityMode DiversityMode OPTIONAL,
    sSDT-CellIDLength SSDT-CellID-Length OPTIONAL,
    s-FieldLength S-FieldLength OPTIONAL,
    iE-Extensions ProtocolExtensionContainer { { UL-DPCH-Information-RL-ReconfPrepFDD-ExtIEs } } OPTIONAL,
    ...
}

UL-DPCH-Information-RL-ReconfPrepFDD-ExtIEs NBAP-PROTOCOL-EXTENSION ::= {
    ...
}

DL-DPCH-Information-RL-ReconfPrepFDD ::= SEQUENCE {
    tFCS TFCS OPTIONAL,
    dl-DPCH-SlotFormat DL-DPCH-SlotFormat OPTIONAL,
    tFCI-SignallingMode TFCI-SignallingMode OPTIONAL,
    tFCI-Presence TFCI-Presence OPTIONAL,
    -- This IE shall be present if the DL DPCH Slot Format IE is set to any of the values from 12 to 16
    multiplexingPosition MultiplexingPosition OPTIONAL,
    pDSCH-CodeMapping PDSCH-CodeMapping OPTIONAL,
    pDSCH-RL-ID RL-ID OPTIONAL,
    limitedPowerIncrease LimitedPowerIncrease OPTIONAL,
    iE-Extensions ProtocolExtensionContainer { { DL-DPCH-Information-RL-ReconfPrepFDD-ExtIEs } } OPTIONAL,
    ...
}

DL-DPCH-Information-RL-ReconfPrepFDD-ExtIEs NBAP-PROTOCOL-EXTENSION ::= {
    ...
}

DCH-DeleteList-RL-ReconfPrepFDD ::= SEQUENCE (SIZE (1..maxNrOfDCHs)) OF DCH-DeleteItem-RL-ReconfPrepFDD

DCH-DeleteItem-RL-ReconfPrepFDD ::= SEQUENCE {
    dCH-ID DCH-ID,
    iE-Extensions ProtocolExtensionContainer { { DCH-DeleteItem-RL-ReconfPrepFDD-ExtIEs } } OPTIONAL,
    ...
}

```

```

DCH-DeleteItem-RL-ReconfPrepFDD-ExtIEs  NBAP-PROTOCOL-EXTENSION ::= {
  ...
}

DSCH-ModifyList-RL-ReconfPrepFDD ::= SEQUENCE (SIZE (1..maxNrOfDSCHs)) OF ProtocolIE-Single-Container {{DSCH-ModifyItemIE-RL-ReconfPrepFDD }}

DSCH-ModifyItemIE-RL-ReconfPrepFDD NBAP-PROTOCOL-IES ::= {
  { ID      id-DSCH-ModifyItem-RL-ReconfPrepFDD      CRITICALITY reject      TYPE      DSCH-ModifyItem-RL-ReconfPrepFDD      PRESENCE mandatory}
}

DSCH-ModifyItem-RL-ReconfPrepFDD ::= SEQUENCE {
  dSCH-ID                DSCH-ID,
  dl-TransportFormatSet  TransportFormatSet          OPTIONAL,
  allocationRetentionPriority AllocationRetentionPriority OPTIONAL,
  frameHandlingPriority  FrameHandlingPriority        OPTIONAL,
  toAWS                  ToAWS                          OPTIONAL,
  toAWE                  ToAWE                          OPTIONAL,
  transportBearerRequestIndicator TransportBearerRequestIndicator,
  iE-Extensions          ProtocolExtensionContainer { { DSCH-ModifyItem-RL-ReconfPrepFDD-ExtIEs} }  OPTIONAL,
  ...
}

DSCH-ModifyItem-RL-ReconfPrepFDD-ExtIEs  NBAP-PROTOCOL-EXTENSION ::= {
  { ID      id-bindingID                CRITICALITY ignore      EXTENSION  BindingID                PRESENCE  optional }|
  { ID      id-transportlayeraddress     CRITICALITY ignore      EXTENSION  TransportLayerAddress     PRESENCE  optional },
  ...
}

DSCH-DeleteList-RL-ReconfPrepFDD ::= SEQUENCE (SIZE (1..maxNrOfDSCHs)) OF ProtocolIE-Single-Container {{DSCH-DeleteItemIE-RL-ReconfPrepFDD }}

DSCH-DeleteItemIE-RL-ReconfPrepFDD NBAP-PROTOCOL-IES ::= {
  { ID      id-DSCH-DeleteItem-RL-ReconfPrepFDD      CRITICALITY reject      TYPE      DSCH-DeleteItem-RL-ReconfPrepFDD      PRESENCE mandatory}
}

DSCH-DeleteItem-RL-ReconfPrepFDD ::= SEQUENCE {
  dSCH-ID                DSCH-ID,
  iE-Extensions          ProtocolExtensionContainer { { DSCH-DeleteItem-RL-ReconfPrepFDD-ExtIEs} }  OPTIONAL,
  ...
}

DSCH-DeleteItem-RL-ReconfPrepFDD-ExtIEs  NBAP-PROTOCOL-EXTENSION ::= {
  ...
}

TFCI2-BearerSpecificInformation-RL-ReconfPrepFDD ::= CHOICE {
  addOrModify          AddOrModify-TFCI2-RL-ReconfPrepFDD,
  delete               NULL
}

AddOrModify-TFCI2-RL-ReconfPrepFDD ::= SEQUENCE {
  toAWS                ToAWS,
  toAWE                ToAWE,
  iE-Extensions        ProtocolExtensionContainer { { AddOrModify-TFCI2-RL-ReconfPrepFDD-ExtIEs} }  OPTIONAL,
  ...
}

```

```

}
AddOrModify-TFCI2-RL-ReconfPrepFDD-ExtIEs NBAP-PROTOCOL-EXTENSION ::= {
  { ID id-TFCI2BearerRequestIndicator CRITICALITY reject EXTENSION TFCI2BearerRequestIndicator PRESENCE optional },
  ...
}
RL-InformationList-RL-ReconfPrepFDD ::= SEQUENCE (SIZE (1..maxNrOfRLs)) OF ProtocolIE-Single-Container {{ RL-InformationItemIE-RL-ReconfPrepFDD }}
RL-InformationItemIE-RL-ReconfPrepFDD NBAP-PROTOCOL-IES ::= {
  { ID id-RL-InformationItem-RL-ReconfPrepFDD CRITICALITY reject TYPE RL-InformationItem-RL-
ReconfPrepFDD PRESENCE mandatory}
}
RL-InformationItem-RL-ReconfPrepFDD ::= SEQUENCE {
  rL-ID RL-ID,
  dl-CodeInformation FDD-DL-CodeInformation OPTIONAL,
  maxDL-Power DL-Power OPTIONAL,
  minDL-Power DL-Power OPTIONAL,
  sSDT-Indication SSDT-Indication OPTIONAL,
  sSDT-Cell-Identity SSDT-Cell-Identity OPTIONAL,
  -- The IE shall be present if the SSDT Indication IE is set to "SSDT Active in the UE"
  transmitDiversityIndicator TransmitDiversityIndicator OPTIONAL,
  -- This IE shall be present if Diversity Mode IE is present in UL DPCH Information IE and it is not set to "none"
  iE-Extensions ProtocolExtensionContainer { { RL-InformationItem-RL-ReconfPrepFDD-ExtIEs} } OPTIONAL,
  ...
}
RL-InformationItem-RL-ReconfPrepFDD-ExtIEs NBAP-PROTOCOL-EXTENSION ::= {
  { ID id-SSDT-CellIDforEDSCHPC CRITICALITY ignore EXTENSION SSDT-Cell-Identity PRESENCE conditional }|
  -- This IE shall be present if Enhanced DSCH PC IE is present in the DSCH Common Information IE.
  { ID id-DLReferencePower CRITICALITY ignore EXTENSION DL-Power PRESENCE optional }|
  { ID id-RL-Specific-DCH-Info CRITICALITY ignore EXTENSION RL-Specific-DCH-Info PRESENCE optional }|
  { ID id-DL-DPCH-TimingAdjustment CRITICALITY reject EXTENSION DL-DPCH-TimingAdjustment PRESENCE optional },
  ...
}
HSDSCH-DeleteList-RL-ReconfPrepFDD ::= SEQUENCE (SIZE (1..maxNrOfMACdFlows)) OF HSDSCH-DeleteItem-RL-ReconfPrepFDD
HSDSCH-DeleteItem-RL-ReconfPrepFDD ::= SEQUENCE {
  hsDSCH-MACdFlow-ID HSDSCH-MACdFlow-ID,
  iE-Extensions ProtocolExtensionContainer { { HSDSCH-DeleteItem-RL-ReconfPrepFDD-ExtIEs} } OPTIONAL,
  ...
}
HSDSCH-DeleteItem-RL-ReconfPrepFDD-ExtIEs NBAP-PROTOCOL-EXTENSION ::= {
  ...
}
-- *****
--
-- RADIO LINK RECONFIGURATION PREPARE TDD
--
-- *****

```

```

RadioLinkReconfigurationPrepareTDD ::= SEQUENCE {
  protocolIEs          ProtocolIE-Container  {{RadioLinkReconfigurationPrepareTDD-IEs}},
  protocolExtensions  ProtocolExtensionContainer {{RadioLinkReconfigurationPrepareTDD-Extensions}}
  ...
}

RadioLinkReconfigurationPrepareTDD-IEs NBAP-PROTOCOL-IEs ::= {
  { ID id-NodeB-CommunicationContextID          CRITICALITY reject TYPE NodeB-CommunicationContextID
    { ID id-UL-CCTrCH-InformationAddList-RL-ReconfPrepTDD PRESENCE mandatory } |
  InformationAddList-RL-ReconfPrepTDD PRESENCE optional } |
  { ID id-UL-CCTrCH-InformationModifyList-RL-ReconfPrepTDD CRITICALITY reject TYPE UL-CCTrCH-
  InformationModifyList-RL-ReconfPrepTDD PRESENCE optional } |
  { ID id-UL-CCTrCH-InformationDeleteList-RL-ReconfPrepTDD CRITICALITY reject TYPE UL-CCTrCH-
  InformationDeleteList-RL-ReconfPrepTDD PRESENCE optional } |
  { ID id-DL-CCTrCH-InformationAddList-RL-ReconfPrepTDD CRITICALITY reject TYPE DL-CCTrCH-
  InformationAddList-RL-ReconfPrepTDD PRESENCE optional } |
  { ID id-DL-CCTrCH-InformationModifyList-RL-ReconfPrepTDD CRITICALITY reject TYPE DL-CCTrCH-
  InformationModifyList-RL-ReconfPrepTDD PRESENCE optional } |
  { ID id-DL-CCTrCH-InformationDeleteList-RL-ReconfPrepTDD CRITICALITY reject TYPE DL-CCTrCH-
  InformationDeleteList-RL-ReconfPrepTDD PRESENCE optional } |
  { ID id-TDD-DCHs-to-Modify CRITICALITY reject TYPE TDD-DCHs-to-Modify PRESENCE optional
  } |
  { ID id-DCHs-to-Add-TDD CRITICALITY reject TYPE DCH-TDD-Information PRESENCE optional
  } |
  { ID id-DCH-DeleteList-RL-ReconfPrepTDD CRITICALITY reject TYPE DCH-DeleteList-RL-ReconfPrepTDD
    PRESENCE optional } |
  { ID id-DSCH-Information-ModifyList-RL-ReconfPrepTDD CRITICALITY reject TYPE DSCH-Information-ModifyList-RL-
  ReconfPrepTDD PRESENCE optional } |
  { ID id-DSCHs-to-Add-TDD CRITICALITY reject TYPE DSCH-TDD-Information PRESENCE optional }
  |
  { ID id-DSCH-Information-DeleteList-RL-ReconfPrepTDD CRITICALITY reject TYPE DSCH-Information-DeleteList-RL-
  ReconfPrepTDD PRESENCE optional } |
  { ID id-USCH-Information-ModifyList-RL-ReconfPrepTDD CRITICALITY reject TYPE USCH-Information-ModifyList-RL-
  ReconfPrepTDD PRESENCE optional } |
  { ID id-USCH-Information-Add CRITICALITY reject TYPE USCH-Information PRESENCE optional }
  |
  { ID id-USCH-Information-DeleteList-RL-ReconfPrepTDD CRITICALITY reject TYPE USCH-Information-DeleteList-RL-
  ReconfPrepTDD PRESENCE optional } |
  { ID id-RL-Information-RL-ReconfPrepTDD CRITICALITY reject TYPE RL-Information-RL-ReconfPrepTDD
    PRESENCE optional },
  ...
}

RadioLinkReconfigurationPrepareTDD-Extensions NBAP-PROTOCOL-EXTENSION ::= {
  { ID id-SignallingBearerRequestIndicator CRITICALITY reject EXTENSION SignallingBearerRequestIndicator PRESENCE optional } |
  { ID id-HSDSCH-Information-to-Modify CRITICALITY reject EXTENSION HSDSCH-Information-to-Modify PRESENCE optional } |
  { ID id-HSDSCH-TDD-Information-to-Add CRITICALITY reject EXTENSION HSDSCH-TDD-Information PRESENCE optional } |
  { ID id-HSDSCH-TDD-Information-to-Delete CRITICALITY reject EXTENSION HSDSCH-DeleteList-RL-ReconfPrepTDD PRESENCE optional } |
  { ID id-HSDSCH-RNTI CRITICALITY reject EXTENSION HSDSCH-RNTI PRESENCE optional } |
  { ID id-HSPDSCH-RL-ID CRITICALITY reject EXTENSION RL-ID PRESENCE optional },
  ...
}

```

UL-CCTrCH-InformationAddList-RL-ReconfPrepTDD ::= SEQUENCE (SIZE (1..maxNrOfCCTrCHs)) OF UL-CCTrCH-InformationAddItem-RL-ReconfPrepTDD

```
UL-CCTrCH-InformationAddItem-RL-ReconfPrepTDD ::= SEQUENCE {
    cCTrCH-ID          CCTrCH-ID,
    tFCS              TFCS,
    tFCI-Coding       TFCI-Coding,
    punctureLimit     PunctureLimit,
    ul-DPCH-InformationList  UL-DPCH-InformationAddList-RL-ReconfPrepTDD OPTIONAL,
    iE-Extensions     ProtocolExtensionContainer { { UL-CCTrCH-InformationAddItem-RL-ReconfPrepTDD-ExtIEs } }
    OPTIONAL,
    ...
}
```

```
UL-CCTrCH-InformationAddItem-RL-ReconfPrepTDD-ExtIEs NBAP-PROTOCOL-EXTENSION ::= {
    { ID id-UL-DPCH-InformationAddListIE-RL-ReconfPrepTDD  CRITICALITY reject      EXTENSION UL-DPCH-InformationAddList-RL-ReconfPrepTDD
    PRESENCE optional } | -- For 3.84Mcps TDD only
    { ID id-UL-SIRTarget          CRITICALITY reject      EXTENSION      UL-SIR          PRESENCE optional          },
    -- This IE shall be mandatory for 1.28Mcps TDD, not applicable for 3.84Mcps TDD.
    ...
}
```

UL-DPCH-InformationAddList-RL-ReconfPrepTDD ::= ProtocolIE-Single-Container {{ UL-DPCH-InformationAddListIEs-RL-ReconfPrepTDD }}

```
UL-DPCH-InformationAddListIEs-RL-ReconfPrepTDD NBAP-PROTOCOL-IES ::= {
    { ID id-UL-DPCH-InformationAddListIE-RL-ReconfPrepTDD  CRITICALITY reject      TYPE UL-DPCH-InformationAddItem-RL-ReconfPrepTDD      PRESENCE
    mandatory }
}
```

```
UL-DPCH-InformationAddItem-RL-ReconfPrepTDD ::= SEQUENCE {
    repetitionPeriod      RepetitionPeriod,
    repetitionLength      RepetitionLength,
    tdd-DPCHOffset        TDD-DPCHOffset,
    uL-Timeslot-Information  UL-Timeslot-Information,
    iE-Extensions         ProtocolExtensionContainer { { UL-DPCH-InformationAddItem-RL-ReconfPrepTDD-ExtIEs } }      OPTIONAL,
    ...
}
```

```
UL-DPCH-InformationAddItem-RL-ReconfPrepTDD-ExtIEs NBAP-PROTOCOL-EXTENSION ::= {
    ...
}
```

UL-DPCH-LCR-InformationAddList-RL-ReconfPrepTDD ::= ProtocolIE-Single-Container {{ UL-DPCH-LCR-InformationAddListIEs-RL-ReconfPrepTDD }}

```
UL-DPCH-LCR-InformationAddListIEs-RL-ReconfPrepTDD NBAP-PROTOCOL-IES ::= {
    { ID id-UL-DPCH-LCR-InformationAddListIE-RL-ReconfPrepTDD  CRITICALITY reject      TYPE UL-DPCH-LCR-InformationAddItem-RL-ReconfPrepTDD
    PRESENCE mandatory } -- For 1.28Mcps TDD only
}
```

```
UL-DPCH-LCR-InformationAddItem-RL-ReconfPrepTDD ::= SEQUENCE {
    repetitionPeriod      RepetitionPeriod,
    repetitionLength      RepetitionLength,
    tdd-DPCHOffset        TDD-DPCHOffset,
    uL-Timeslot-InformationLCR  UL-TimeslotLCR-Information,
```



```

    iE-Extensions                ProtocolExtensionContainer { { UL-DPCH-LCR-InformationAddItem-RL-ReconfPrepTDD-ExtIEs} }    OPTIONAL,
    ...
}

UL-DPCH-LCR-InformationAddItem-RL-ReconfPrepTDD-ExtIEs  NBAP-PROTOCOL-EXTENSION ::= {
    ...
}

UL-CCTrCH-InformationModifyList-RL-ReconfPrepTDD ::= SEQUENCE (SIZE (1..maxNrOfCCTrCHs)) OF UL-CCTrCH-InformationModifyItem-RL-ReconfPrepTDD

UL-CCTrCH-InformationModifyItem-RL-ReconfPrepTDD ::= SEQUENCE {
    cCTrCH-ID                    CCTrCH-ID,
    tFCS                          TFCS                                OPTIONAL,
    tFCI-Coding                   TFCI-Coding                        OPTIONAL,
    punctureLimit                 PunctureLimit                    OPTIONAL,
    ul-DPCH-InformationAddList     UL-DPCH-InformationModify-AddList-RL-ReconfPrepTDD    OPTIONAL,
    ul-DPCH-InformationModifyList  UL-DPCH-InformationModify-ModifyList-RL-ReconfPrepTDD    OPTIONAL,
    ul-DPCH-InformationDeleteList  UL-DPCH-InformationModify-DeleteList-RL-ReconfPrepTDD    OPTIONAL,
    iE-Extensions                 ProtocolExtensionContainer { { UL-CCTrCH-InformationModifyItem-RL-ReconfPrepTDD-ExtIEs} }
    OPTIONAL,
    ...
}

UL-CCTrCH-InformationModifyItem-RL-ReconfPrepTDD-ExtIEs  NBAP-PROTOCOL-EXTENSION ::= {
    { ID id-UL-DPCH-LCR-InformationModify-AddList  CRITICALITY reject    EXTENSION    UL-DPCH-LCR-InformationModify-AddList-RL-ReconfPrepTDD
    PRESENCE optional } | -- For 1.28Mcps TDD only
    { ID id-UL-SIRTarget  CRITICALITY reject    EXTENSION    UL-SIR    PRESENCE optional    },
    -- This IE shall be applicable for 1.28Mcps TDD only.
    ...
}

UL-DPCH-InformationModify-AddList-RL-ReconfPrepTDD ::= ProtocolIE-Single-Container {{ UL-DPCH-InformationModify-AddListIEs-RL-ReconfPrepTDD }}

UL-DPCH-InformationModify-AddListIEs-RL-ReconfPrepTDD  NBAP-PROTOCOL-IES ::= {
    { ID id-UL-DPCH-InformationModify-AddListIE-RL-ReconfPrepTDD  CRITICALITY reject    TYPE UL-DPCH-InformationModify-AddItem-RL-ReconfPrepTDD
    PRESENCE mandatory }
}

UL-DPCH-InformationModify-AddItem-RL-ReconfPrepTDD ::= SEQUENCE {
    repetitionPeriod              RepetitionPeriod,
    repetitionLength              RepetitionLength,
    tdd-DPCHoffset                TDD-DPCHoffset,
    uL-Timeslot-Information        UL-Timeslot-Information,
    iE-Extensions                 ProtocolExtensionContainer { { UL-DPCH-InformationModify-AddItem-RL-ReconfPrepTDD-ExtIEs} }
    OPTIONAL,
    ...
}

UL-DPCH-InformationModify-AddItem-RL-ReconfPrepTDD-ExtIEs  NBAP-PROTOCOL-EXTENSION ::= {
    ...
}

UL-DPCH-LCR-InformationModify-AddList-RL-ReconfPrepTDD ::= ProtocolIE-Single-Container {{ UL-DPCH-LCR-InformationModify-AddListIEs-RL-ReconfPrepTDD
}}

```

```

UL-DPCH-LCR-InformationModify-AddListIEs-RL-ReconfPrepTDD NBAP-PROTOCOL-IES ::= {
    { ID id-UL-DPCH-LCR-InformationModify-AddListIE-RL-ReconfPrepTDD    CRITICALITY reject          TYPE UL-DPCH-LCR-InformationModify-AddItem-RL-
ReconfPrepTDD          PRESENCE mandatory }
}

UL-DPCH-LCR-InformationModify-AddItem-RL-ReconfPrepTDD ::= SEQUENCE {
    repetitionPeriod          RepetitionPeriod,
    repetitionLength          RepetitionLength,
    tdd-DPCHOffset            TDD-DPCHOffset,
    uL-Timeslot-InformationLCR UL-TimeslotLCR-Information,
    iE-Extensions              ProtocolExtensionContainer { { UL-DPCH-LCR-InformationModify-AddItem-RL-ReconfPrepTDD-ExtIEs} }
    OPTIONAL,
    ...
}

UL-DPCH-LCR-InformationModify-AddItem-RL-ReconfPrepTDD-ExtIEs NBAP-PROTOCOL-EXTENSION ::= {
    ...
}

UL-DPCH-InformationModify-ModifyList-RL-ReconfPrepTDD ::= ProtocolIE-Single-Container { { UL-DPCH-InformationModify-ModifyListIEs-RL-ReconfPrepTDD
} }

UL-DPCH-InformationModify-ModifyListIEs-RL-ReconfPrepTDD NBAP-PROTOCOL-IES ::= {
    { ID id-UL-DPCH-InformationModify-ModifyListIE-RL-ReconfPrepTDD    CRITICALITY reject          TYPE UL-DPCH-InformationModify-ModifyItem-RL-
ReconfPrepTDD          PRESENCE mandatory }
}

UL-DPCH-InformationModify-ModifyItem-RL-ReconfPrepTDD ::= SEQUENCE {
    repetitionPeriod          RepetitionPeriod    OPTIONAL,
    repetitionLength          RepetitionLength    OPTIONAL,
    tdd-DPCHOffset            TDD-DPCHOffset     OPTIONAL,
    uL-Timeslot-InformationModify-ModifyList-RL-ReconfPrepTDD          UL-Timeslot-InformationModify-ModifyList-RL-ReconfPrepTDD
    OPTIONAL,
    iE-Extensions              ProtocolExtensionContainer { { UL-DPCH-InformationModify-ModifyItem-RL-ReconfPrepTDD-ExtIEs} }
    OPTIONAL,
    ...
}

UL-DPCH-InformationModify-ModifyItem-RL-ReconfPrepTDD-ExtIEs NBAP-PROTOCOL-EXTENSION ::= {
    { ID id-UL-TimeslotLCR-Information-RL-ReconfPrepTDD    CRITICALITY reject          EXTENSION    UL-TimeslotLCR-InformationModify-ModifyList-RL-
ReconfPrepTDD          PRESENCE optional },    -- For 1.28Mcps TDD only
    ...
}

UL-Timeslot-InformationModify-ModifyList-RL-ReconfPrepTDD ::= SEQUENCE (SIZE (1..maxNrOfULTSs)) OF UL-Timeslot-InformationModify-ModifyItem-RL-
ReconfPrepTDD    -- For 3.84Mcps TDD only

UL-Timeslot-InformationModify-ModifyItem-RL-ReconfPrepTDD ::= SEQUENCE {
    timeSlot                  TimeSlot,
    midambleShiftAndBurstType MidambleShiftAndBurstType    OPTIONAL,
    tFCI-Presence              TFCI-Presence                OPTIONAL,
    uL-Code-InformationModify-ModifyList-RL-ReconfPrepTDD          UL-Code-InformationModify-ModifyList-RL-ReconfPrepTDD    OPTIONAL,
}

```

```

    iE-Extensions          ProtocolExtensionContainer { { UL-Timeslot-InformationModify-ModifyItem-RL-ReconfPrepTDD-ExtIEs} }
    OPTIONAL,
    ...
}

UL-Timeslot-InformationModify-ModifyItem-RL-ReconfPrepTDD-ExtIEs NBAP-PROTOCOL-EXTENSION ::= {
    ...
}

UL-Code-InformationModify-ModifyList-RL-ReconfPrepTDD ::= SEQUENCE (SIZE (1..maxNrOfDPCHs)) OF UL-Code-InformationModify-ModifyItem-RL-
ReconfPrepTDD

UL-Code-InformationModify-ModifyItem-RL-ReconfPrepTDD ::= SEQUENCE {
    dPCH-ID                DPCH-ID,
    tdd-ChannelisationCode TDD-ChannelisationCode    OPTIONAL,
    iE-Extensions          ProtocolExtensionContainer { { UL-Code-InformationModify-ModifyItem-RL-ReconfPrepTDD-ExtIEs} }
    OPTIONAL,
    ...
}

UL-Code-InformationModify-ModifyItem-RL-ReconfPrepTDD-ExtIEs NBAP-PROTOCOL-EXTENSION ::= {
    ...
}

UL-TimeslotLCR-InformationModify-ModifyList-RL-ReconfPrepTDD ::= SEQUENCE (SIZE (1..maxNrOfULTSLCRs)) OF UL-Timeslot-LCR-InformationModify-
ModifyItem-RL-ReconfPrepTDD -- For 1.28Mcps TDD only
UL-Timeslot-LCR-InformationModify-ModifyItem-RL-ReconfPrepTDD ::= SEQUENCE {
    timeslotLCR            TimeSlotLCR,
    midambleShiftLCR      MidambleShiftLCR    OPTIONAL,
    tFCI-Presence          TFCI-Presence      OPTIONAL,
    uL-Code-InformationModify-ModifyList-RL-ReconfPrepTDDLRCR      UL-Code-InformationModify-ModifyList-RL-ReconfPrepTDDLRCR    OPTIONAL,
    iE-Extensions          ProtocolExtensionContainer { { UL-Timeslot-LCR-InformationModify-ModifyItem-RL-ReconfPrepTDD-ExtIEs} }
    OPTIONAL,
    ...
}

UL-Timeslot-LCR-InformationModify-ModifyItem-RL-ReconfPrepTDD-ExtIEs NBAP-PROTOCOL-EXTENSION ::= {
    ...
}

UL-Code-InformationModify-ModifyList-RL-ReconfPrepTDDLRCR ::= SEQUENCE (SIZE (1..maxNrOfDPCHs)) OF UL-Code-InformationModify-ModifyItem-RL-
ReconfPrepTDD

UL-Code-InformationModify-ModifyItem-RL-ReconfPrepTDDLRCR ::= SEQUENCE {
    dPCH-ID                DPCH-ID,
    tdd-ChannelisationCodeLCR TDD-ChannelisationCodeLCR    OPTIONAL,
    iE-Extensions          ProtocolExtensionContainer { { UL-Code-InformationModify-ModifyItem-RL-ReconfPrepTDDLRCR-ExtIEs} }
    OPTIONAL,
    ...
}

UL-Code-InformationModify-ModifyItem-RL-ReconfPrepTDDLRCR-ExtIEs NBAP-PROTOCOL-EXTENSION ::= {
    ...
}

```

```

UL-DPCH-InformationModify-DeleteList-RL-ReconfPrepTDD ::= ProtocolIE-Single-Container { { UL-DPCH-InformationModify-DeleteListIEs-RL-ReconfPrepTDD
} }

UL-DPCH-InformationModify-DeleteListIEs-RL-ReconfPrepTDD NBAP-PROTOCOL-IES ::= {
  { ID id-UL-DPCH-InformationModify-DeleteListIE-RL-ReconfPrepTDD CRITICALITY reject TYPE UL-DPCH-InformationModify-DeleteListIE-RL-
ReconfPrepTDD PRESENCE mandatory }
}

UL-DPCH-InformationModify-DeleteListIE-RL-ReconfPrepTDD ::= SEQUENCE (SIZE (1..maxNrOfDPCHs)) OF UL-DPCH-InformationModify-DeleteItem-RL-
ReconfPrepTDD

UL-DPCH-InformationModify-DeleteItem-RL-ReconfPrepTDD ::= SEQUENCE {
  dPCH-ID DPCH-ID,
  iE-Extensions ProtocolExtensionContainer { { UL-DPCH-InformationModify-DeleteItem-RL-ReconfPrepTDD-ExtIEs } }
  OPTIONAL,
  ...
}

UL-DPCH-InformationModify-DeleteItem-RL-ReconfPrepTDD-ExtIEs NBAP-PROTOCOL-EXTENSION ::= {
  ...
}

UL-CCTrCH-InformationDeleteList-RL-ReconfPrepTDD ::= SEQUENCE (SIZE (1..maxNrOfCCTrCHs)) OF UL-CCTrCH-InformationDeleteItem-RL-ReconfPrepTDD

UL-CCTrCH-InformationDeleteItem-RL-ReconfPrepTDD ::= SEQUENCE {
  cCCTrCH-ID CCTrCH-ID,
  iE-Extensions ProtocolExtensionContainer { { UL-CCTrCH-InformationDeleteItem-RL-ReconfPrepTDD-ExtIEs } }
  OPTIONAL,
  ...
}

UL-CCTrCH-InformationDeleteItem-RL-ReconfPrepTDD-ExtIEs NBAP-PROTOCOL-EXTENSION ::= {
  ...
}

DL-CCTrCH-InformationAddList-RL-ReconfPrepTDD ::= SEQUENCE (SIZE (1..maxNrOfCCTrCHs)) OF DL-CCTrCH-InformationAddItem-RL-ReconfPrepTDD

DL-CCTrCH-InformationAddItem-RL-ReconfPrepTDD ::= SEQUENCE {
  cCCTrCH-ID CCTrCH-ID,
  tFCS TFCS,
  tFCI-Coding TFCI-Coding,
  punctureLimit PunctureLimit,
  cCCTrCH-TPCList CCTrCH-TPCAddList-RL-ReconfPrepTDD OPTIONAL,
  dl-DPCH-InformationList DL-DPCH-InformationAddList-RL-ReconfPrepTDD OPTIONAL,
  iE-Extensions ProtocolExtensionContainer { { DL-CCTrCH-InformationAddItem-RL-ReconfPrepTDD-ExtIEs } }
  OPTIONAL,
  ...
}

DL-CCTrCH-InformationAddItem-RL-ReconfPrepTDD-ExtIEs NBAP-PROTOCOL-EXTENSION ::= {
  { ID id-DL-DPCH-LCR-InformationAddList-RL-ReconfPrepTDD CRITICALITY reject EXTENSION DL-DPCH-LCR-
InformationAddList-RL-ReconfPrepTDD PRESENCE optional } | -- For 1.28Mcps TDD only
  { ID id-CCTrCH-Initial-DL-Power-RL-ReconfPrepTDD CRITICALITY ignore EXTENSION DL-Power PRESENCE optional },
}

```

```

    ...
}

CCTrCH-TPCAddList-RL-ReconfPrepTDD ::= SEQUENCE (SIZE (1..maxNrOfCCTrCHs)) OF CCTrCH-TPCAddItem-RL-ReconfPrepTDD -- For 3.84Mcps TDD only

CCTrCH-TPCAddItem-RL-ReconfPrepTDD ::= SEQUENCE {
    cCTrCH-ID                CCTrCH-ID,
    iE-Extensions            ProtocolExtensionContainer { { CCTrCH-TPCAddItem-RL-ReconfPrepTDD-ExtIEs } } OPTIONAL,
    ...
}

CCTrCH-TPCAddItem-RL-ReconfPrepTDD-ExtIEs NBAP-PROTOCOL-EXTENSION ::= {
    ...
}

DL-DPCH-InformationAddList-RL-ReconfPrepTDD ::= ProtocolIE-Single-Container {{ DL-DPCH-InformationAddListIEs-RL-ReconfPrepTDD }}

DL-DPCH-InformationAddListIEs-RL-ReconfPrepTDD NBAP-PROTOCOL-IES ::= {
    { ID id-DL-DPCH-InformationAddListIE-RL-ReconfPrepTDD CRITICALITY reject TYPE DL-DPCH-InformationAddItem-RL-ReconfPrepTDD PRESENCE
mandatory }
}

DL-DPCH-InformationAddItem-RL-ReconfPrepTDD ::= SEQUENCE {
    repetitionPeriod          RepetitionPeriod,
    repetitionLength          RepetitionLength,
    tdd-DPCHOffset            TDD-DPCHOffset,
    dL-Timeslot-Information    DL-Timeslot-Information,
    iE-Extensions            ProtocolExtensionContainer { { DL-DPCH-InformationAddItem-RL-ReconfPrepTDD-ExtIEs } } OPTIONAL,
    ...
}

DL-DPCH-InformationAddItem-RL-ReconfPrepTDD-ExtIEs NBAP-PROTOCOL-EXTENSION ::= {
    ...
}

DL-DPCH-LCR-InformationAddList-RL-ReconfPrepTDD ::= ProtocolIE-Single-Container {{ DL-DPCH-LCR-InformationAddListIEs-RL-ReconfPrepTDD }}

DL-DPCH-LCR-InformationAddListIEs-RL-ReconfPrepTDD NBAP-PROTOCOL-IES ::= {
    { ID id-DL-DPCH-LCR-InformationAddListIE-RL-ReconfPrepTDD CRITICALITY reject TYPE DL-DPCH-LCR-InformationAddItem-RL-ReconfPrepTDD
PRESENCE mandatory } -- For 1.28Mcps TDD only
}

DL-DPCH-LCR-InformationAddItem-RL-ReconfPrepTDD ::= SEQUENCE {
    repetitionPeriod          RepetitionPeriod,
    repetitionLength          RepetitionLength,
    tdd-DPCHOffset            TDD-DPCHOffset,
    dL-Timeslot-InformationLCR DL-TimeslotLCR-Information,
    iE-Extensions            ProtocolExtensionContainer { { DL-DPCH-LCR-InformationAddItem-RL-ReconfPrepTDD-ExtIEs } } OPTIONAL,
    ...
}

DL-DPCH-LCR-InformationAddItem-RL-ReconfPrepTDD-ExtIEs NBAP-PROTOCOL-EXTENSION ::= {
    ...
}

```

DL-CCTrCH-InformationModifyList-RL-ReconfPrepTDD ::= SEQUENCE (SIZE (1..maxNrOfCCTrCHs)) OF DL-CCTrCH-InformationModifyItem-RL-ReconfPrepTDD

```
DL-CCTrCH-InformationModifyItem-RL-ReconfPrepTDD ::= SEQUENCE {
  cCTrCH-ID          CCTrCH-ID,
  tFCS              TFCS
  tFCI-Coding       TFCI-Coding
  punctureLimit     PunctureLimit
  cCTrCH-TPCList    CCTrCH-TPCModifyList-RL-ReconfPrepTDD
  dl-DPCH-InformationAddList DL-DPCH-InformationModify-AddList-RL-ReconfPrepTDD
  dl-DPCH-InformationModifyList DL-DPCH-InformationModify-ModifyList-RL-ReconfPrepTDD
  dl-DPCH-InformationDeleteList DL-DPCH-InformationModify-DeleteList-RL-ReconfPrepTDD
  iE-Extensions     ProtocolExtensionContainer { { DL-CCTrCH-InformationModifyItem-RL-ReconfPrepTDD-ExtIEs } }
  OPTIONAL,
  ...
}
```

```
DL-CCTrCH-InformationModifyItem-RL-ReconfPrepTDD-ExtIEs NBAP-PROTOCOL-EXTENSION ::= {
  ...,
  { ID id-DL-DPCH-LCR-InformationModify-AddList-RL-ReconfPrepTDD CRITICALITY reject EXTENSION DL-DPCH-LCR-InformationModify-
  AddList-RL-ReconfPrepTDD PRESENCE optional }
}
```

CCTrCH-TPCModifyList-RL-ReconfPrepTDD ::= SEQUENCE (SIZE (1..maxNrOfCCTrCHs)) OF CCTrCH-TPCModifyItem-RL-ReconfPrepTDD

```
CCTrCH-TPCModifyItem-RL-ReconfPrepTDD ::= SEQUENCE {
  cCTrCH-ID          CCTrCH-ID,
  iE-Extensions     ProtocolExtensionContainer { { CCTrCH-TPCModifyItem-RL-ReconfPrepTDD-ExtIEs } }
  OPTIONAL,
  ...
}
```

```
CCTrCH-TPCModifyItem-RL-ReconfPrepTDD-ExtIEs NBAP-PROTOCOL-EXTENSION ::= {
  ...
}
```

DL-DPCH-InformationModify-AddList-RL-ReconfPrepTDD ::= ProtocolIE-Single-Container {{ DL-DPCH-InformationModify-AddListIEs-RL-ReconfPrepTDD }} --
For 3.84Mcps TDD only

```
DL-DPCH-InformationModify-AddListIEs-RL-ReconfPrepTDD NBAP-PROTOCOL-IES ::= {
  { ID id-DL-DPCH-InformationModify-AddListIE-RL-ReconfPrepTDD CRITICALITY reject TYPE DL-DPCH-InformationModify-AddItem-RL-ReconfPrepTDD
  PRESENCE mandatory } -- For 1.28Mcps TDD only
}
```

```
DL-DPCH-InformationModify-AddItem-RL-ReconfPrepTDD ::= SEQUENCE {
  repetitionPeriod      RepetitionPeriod,
  repetitionLength      RepetitionLength,
  tdd-DPCHOffset        TDD-DPCHOffset,
  dl-Timeslot-Information DL-Timeslot-Information,
  iE-Extensions         ProtocolExtensionContainer { { DL-DPCH-InformationModify-AddItem-RL-ReconfPrepTDD-ExtIEs } }
  OPTIONAL,
  ...
}
```

```
DL-DPCH-InformationModify-AddItem-RL-ReconfPrepTDD-ExtIEs NBAP-PROTOCOL-EXTENSION ::= {
```

```

}
...
DL-DPCH-LCR-InformationModify-AddList-RL-ReconfPrepTDD ::= ProtocolIE-Single-Container {{ DL-DPCH-LCR-InformationModify-AddListIEs-RL-ReconfPrepTDD
}}

DL-DPCH-LCR-InformationModify-AddListIEs-RL-ReconfPrepTDD NBAP-PROTOCOL-IES ::= {
  { ID id-DL-DPCH-LCR-InformationModify-AddListIE-RL-ReconfPrepTDD  CRITICALITY reject          TYPE DL-DPCH-LCR-InformationModify-AddItem-RL-
ReconfPrepTDD          PRESENCE mandatory }
}

DL-DPCH-LCR-InformationModify-AddItem-RL-ReconfPrepTDD ::= SEQUENCE {
  repetitionPeriod          RepetitionPeriod,
  repetitionLength          RepetitionLength,
  tdd-DPCHOffset            TDD-DPCHOffset,
  dL-Timeslot-InformationLCR DL-TimeslotLCR-Information,
  iE-Extensions             ProtocolExtensionContainer { { DL-DPCH-LCR-InformationModify-AddItem-RL-ReconfPrepTDD-ExtIEs } }
  OPTIONAL,
  ...
}

DL-DPCH-LCR-InformationModify-AddItem-RL-ReconfPrepTDD-ExtIEs NBAP-PROTOCOL-EXTENSION ::= {
  ...
}

DL-DPCH-InformationModify-ModifyList-RL-ReconfPrepTDD ::= ProtocolIE-Single-Container {{ DL-DPCH-InformationModify-ModifyListIEs-RL-ReconfPrepTDD
}}

DL-DPCH-InformationModify-ModifyListIEs-RL-ReconfPrepTDD NBAP-PROTOCOL-IES ::= {
  { ID id-DL-DPCH-InformationModify-ModifyListIE-RL-ReconfPrepTDD  CRITICALITY reject          TYPE DL-DPCH-InformationModify-ModifyItem-RL-
ReconfPrepTDD          PRESENCE mandatory }
}

DL-DPCH-InformationModify-ModifyItem-RL-ReconfPrepTDD ::= SEQUENCE {
  repetitionPeriod          RepetitionPeriod          OPTIONAL,
  repetitionLength          RepetitionLength          OPTIONAL,
  tdd-DPCHOffset            TDD-DPCHOffset            OPTIONAL,
  dL-Timeslot-InformationAddModify-ModifyList-RL-ReconfPrepTDD DL-Timeslot-InformationModify-ModifyList-RL-ReconfPrepTDD          OPTIONAL,
  iE-Extensions             ProtocolExtensionContainer { { DL-DPCH-InformationModify-ModifyItem-RL-ReconfPrepTDD-ExtIEs } }
  OPTIONAL,
  ...
}

DL-DPCH-InformationModify-ModifyItem-RL-ReconfPrepTDD-ExtIEs NBAP-PROTOCOL-EXTENSION ::= {
  { ID id-DL-Timeslot-LCR-InformationModify-ModifyList-RL-ReconfPrepTDD  CRITICALITY reject          EXTENSION          DL-Timeslot-
LCR-InformationModify-ModifyList-RL-ReconfPrepTDD          PRESENCE optional },
  ...
}

DL-Timeslot-InformationModify-ModifyList-RL-ReconfPrepTDD ::= SEQUENCE (SIZE (1..maxNrOfDLTSs)) OF DL-Timeslot-InformationModify-ModifyItem-RL-
ReconfPrepTDD

DL-Timeslot-InformationModify-ModifyItem-RL-ReconfPrepTDD ::= SEQUENCE {
  timeSlot                  TimeSlot,

```

```

midambleShiftAndBurstType          MidambleShiftAndBurstType          OPTIONAL,
tFCI-Presence                       tFCI-Presence                       OPTIONAL,
dL-Code-InformationModify-ModifyList-RL-ReconfPrepTDD          DL-Code-InformationModify-ModifyList-RL-ReconfPrepTDD          OPTIONAL,
iE-Extensions                       ProtocolExtensionContainer { { DL-Timeslot-InformationModify-ModifyItem-RL-ReconfPrepTDD-ExtIEs } }
OPTIONAL,
...
}

DL-Timeslot-InformationModify-ModifyItem-RL-ReconfPrepTDD-ExtIEs NBAP-PROTOCOL-EXTENSION ::= {
...
}
DL-Code-InformationModify-ModifyList-RL-ReconfPrepTDD ::= SEQUENCE (SIZE (0..maxNrOfDPCHs)) OF DL-Code-InformationModify-ModifyItem-RL-
ReconfPrepTDD

DL-Code-InformationModify-ModifyItem-RL-ReconfPrepTDD ::= SEQUENCE {
dPCH-ID                             DPCH-ID,
tdd-ChannelisationCode              TDD-ChannelisationCode          OPTIONAL,
iE-Extensions                       ProtocolExtensionContainer { { DL-Code-InformationModify-ModifyItem-RL-ReconfPrepTDD-ExtIEs } }
OPTIONAL,
...
}

DL-Code-InformationModify-ModifyItem-RL-ReconfPrepTDD-ExtIEs NBAP-PROTOCOL-EXTENSION ::= {
...
}

DL-Timeslot-LCR-InformationModify-ModifyList-RL-ReconfPrepTDD ::= SEQUENCE (SIZE (1..maxNrOfDLTSLCRs)) OF DL-Timeslot-InformationModify-ModifyItem-
RL-ReconfPrepTDD

DL-Timeslot-LCR-InformationModify-ModifyItem-RL-ReconfPrepTDD ::= SEQUENCE {
timeSlotLCR                          TimeSlotLCR,
midambleShiftLCR                      MidambleShiftLCR              OPTIONAL,
tFCI-Presence                          tFCI-Presence                  OPTIONAL,
dL-Code-LCR-InformationModify-ModifyList-RL-ReconfPrepTDD          DL-Code-LCR-InformationModify-ModifyList-RL-ReconfPrepTDD
OPTIONAL,
iE-Extensions                          ProtocolExtensionContainer { { DL-Timeslot-LCR-InformationModify-ModifyItem-RL-ReconfPrepTDD-ExtIEs } }
OPTIONAL,
...
}

DL-Timeslot-LCR-InformationModify-ModifyItem-RL-ReconfPrepTDD-ExtIEs NBAP-PROTOCOL-EXTENSION ::= {
...
}
DL-Code-LCR-InformationModify-ModifyList-RL-ReconfPrepTDD ::= SEQUENCE (SIZE (0..maxNrOfDPCHs)) OF DL-Code-InformationModify-ModifyItem-RL-
ReconfPrepTDD

DL-Code-LCR-InformationModify-ModifyItem-RL-ReconfPrepTDD ::= SEQUENCE {
dPCH-ID                             DPCH-ID,
tdd-ChannelisationCodeLCR            TDD-ChannelisationCodeLCR      OPTIONAL,
iE-Extensions                       ProtocolExtensionContainer { { DL-Code-LCR-InformationModify-ModifyItem-RL-ReconfPrepTDD-ExtIEs } }
OPTIONAL,
...
}

```



```

DL-Code-LCR-InformationModify-ModifyItem-RL-ReconfPrepTDD-ExtIEs NBAP-PROTOCOL-EXTENSION ::= {
    ...
}

DL-DPCH-InformationModify-DeleteList-RL-ReconfPrepTDD ::= ProtocolIE-Single-Container {{ DL-DPCH-InformationModify-DeleteListIEs-RL-ReconfPrepTDD
}}

DL-DPCH-InformationModify-DeleteListIEs-RL-ReconfPrepTDD NBAP-PROTOCOL-IES ::= {
    { ID id-DL-DPCH-InformationModify-DeleteListIE-RL-ReconfPrepTDD    CRITICALITY reject          TYPE DL-DPCH-InformationModify-DeleteListIE-RL-
ReconfPrepTDD          PRESENCE mandatory }
}

DL-DPCH-InformationModify-DeleteListIE-RL-ReconfPrepTDD ::= SEQUENCE (SIZE (1..maxNrOfDPCHs)) OF DL-DPCH-InformationModify-DeleteItem-RL-
ReconfPrepTDD

DL-DPCH-InformationModify-DeleteItem-RL-ReconfPrepTDD ::= SEQUENCE {
    dPCH-ID                      DPCH-ID,
    iE-Extensions                 ProtocolExtensionContainer { { DL-DPCH-InformationModify-DeleteItem-RL-ReconfPrepTDD-ExtIEs } }
    OPTIONAL,
    ...
}

DL-DPCH-InformationModify-DeleteItem-RL-ReconfPrepTDD-ExtIEs NBAP-PROTOCOL-EXTENSION ::= {
    ...
}

DL-CCTrCH-InformationDeleteList-RL-ReconfPrepTDD ::= SEQUENCE (SIZE (1..maxNrOfCCTrCHs)) OF DL-CCTrCH-InformationDeleteItem-RL-ReconfPrepTDD

DL-CCTrCH-InformationDeleteItem-RL-ReconfPrepTDD ::= SEQUENCE {
    cCTrCH-ID                      CCTrCH-ID,
    iE-Extensions                 ProtocolExtensionContainer { { DL-CCTrCH-InformationDeleteItem-RL-ReconfPrepTDD-ExtIEs } }
    OPTIONAL,
    ...
}

DL-CCTrCH-InformationDeleteItem-RL-ReconfPrepTDD-ExtIEs NBAP-PROTOCOL-EXTENSION ::= {
    ...
}

DCH-DeleteList-RL-ReconfPrepTDD ::= SEQUENCE (SIZE (1..maxNrOfDCHs)) OF DCH-DeleteItem-RL-ReconfPrepTDD

DCH-DeleteItem-RL-ReconfPrepTDD ::= SEQUENCE {
    dCH-ID                      DCH-ID,
    iE-Extensions                 ProtocolExtensionContainer { { DCH-DeleteItem-RL-ReconfPrepTDD-ExtIEs } }
    OPTIONAL,
    ...
}

DCH-DeleteItem-RL-ReconfPrepTDD-ExtIEs NBAP-PROTOCOL-EXTENSION ::= {
    ...
}

DSCH-Information-ModifyList-RL-ReconfPrepTDD ::= SEQUENCE (SIZE (1..maxNrOfDSCHs)) OF DSCH-Information-ModifyItem-RL-ReconfPrepTDD

DSCH-Information-ModifyItem-RL-ReconfPrepTDD ::= SEQUENCE {

```

```

    dSCH-ID                DSCH-ID,
    cCTrCH-ID              CCTrCH-ID          OPTIONAL,
    transportFormatSet     TransportFormatSet  OPTIONAL,
    allocationRetentionPriority AllocationRetentionPriority OPTIONAL,
    frameHandlingPriority  FrameHandlingPriority  OPTIONAL,
    toAWS                  ToAWS              OPTIONAL,
    toAWE                  ToAWE              OPTIONAL,
    transportBearerRequestIndicator TransportBearerRequestIndicator,
    iE-Extensions         ProtocolExtensionContainer { { DSCH-Information-ModifyItem-RL-ReconfPrepTDD-ExtIEs } } OPTIONAL,
    ...
}

DSCH-Information-ModifyItem-RL-ReconfPrepTDD-ExtIEs NBAP-PROTOCOL-EXTENSION ::= {
  { ID id-bindingID          CRITICALITY ignore      EXTENSION BindingID          PRESENCE          optional }|
  { ID id-transportlayeraddress CRITICALITY ignore      EXTENSION TransportLayerAddress PRESENCE          optional },
  ...
}

DSCH-Information-DeleteList-RL-ReconfPrepTDD ::= SEQUENCE (SIZE (1..maxNrOfDSCHs)) OF DSCH-Information-DeleteItem-RL-ReconfPrepTDD

DSCH-Information-DeleteItem-RL-ReconfPrepTDD ::= SEQUENCE {
  dSCH-ID                DSCH-ID,
  iE-Extensions         ProtocolExtensionContainer { { DSCH-Information-DeleteItem-RL-ReconfPrepTDD-ExtIEs } } OPTIONAL,
  ...
}

DSCH-Information-DeleteItem-RL-ReconfPrepTDD-ExtIEs NBAP-PROTOCOL-EXTENSION ::= {
  ...
}

USCH-Information-ModifyList-RL-ReconfPrepTDD ::= SEQUENCE (SIZE (1..maxNrOfUSCHs)) OF USCH-Information-ModifyItem-RL-ReconfPrepTDD

USCH-Information-ModifyItem-RL-ReconfPrepTDD ::= SEQUENCE {
  uSCH-ID                USCH-ID,
  transportFormatSet     TransportFormatSet  OPTIONAL,
  allocationRetentionPriority AllocationRetentionPriority OPTIONAL,
  cCTrCH-ID              CCTrCH-ID          OPTIONAL,
  transportBearerRequestIndicator TransportBearerRequestIndicator,
  iE-Extensions         ProtocolExtensionContainer { { USCH-Information-ModifyItem-RL-ReconfPrepTDD-ExtIEs } } OPTIONAL,
  ...
}

USCH-Information-ModifyItem-RL-ReconfPrepTDD-ExtIEs NBAP-PROTOCOL-EXTENSION ::= {
  { ID id-bindingID          CRITICALITY ignore      EXTENSION BindingID          PRESENCE          optional }|
  { ID id-transportlayeraddress CRITICALITY ignore      EXTENSION TransportLayerAddress PRESENCE          optional },
  ...
}

USCH-Information-DeleteList-RL-ReconfPrepTDD ::= SEQUENCE (SIZE (1..maxNrOfUSCHs)) OF USCH-Information-DeleteItem-RL-ReconfPrepTDD

USCH-Information-DeleteItem-RL-ReconfPrepTDD ::= SEQUENCE {
  uSCH-ID                USCH-ID,
  iE-Extensions         ProtocolExtensionContainer { { USCH-Information-DeleteItem-RL-ReconfPrepTDD-ExtIEs } } OPTIONAL,
  ...
}

```

```

}
USCH-Information-DeleteItem-RL-ReconfPrepTDD-ExtIEs  NBAP-PROTOCOL-EXTENSION ::= {
  ...
}
RL-Information-RL-ReconfPrepTDD ::= SEQUENCE {
  rL-ID                               RL-ID,
  maxDL-Power                         DL-Power           OPTIONAL,
  minDL-Power                         DL-Power           OPTIONAL,
  iE-Extensions                       ProtocolExtensionContainer { { RL-Information-RL-ReconfPrepTDD-ExtIEs } }  OPTIONAL,
  ...
}
RL-Information-RL-ReconfPrepTDD-ExtIEs  NBAP-PROTOCOL-EXTENSION ::= {
  { ID id-InitDL-Power                 CRITICALITY ignore     EXTENSION DL-Power           PRESENCE optional } |
  { ID id-RL-Specific-DCH-Info         CRITICALITY ignore     EXTENSION  RL-Specific-DCH-Info PRESENCE optional },
  ...
}
HSDSCH-DeleteList-RL-ReconfPrepTDD ::= SEQUENCE (SIZE (1..maxNrOfMACdFlows)) OF HSDSCH-DeleteItem-RL-ReconfPrepTDD
HSDSCH-DeleteItem-RL-ReconfPrepTDD ::= SEQUENCE {
  hsDSCH-MACdFlow-ID                 HSDSCH-MACdFlow-ID,
  iE-Extensions                       ProtocolExtensionContainer { { HSDSCH-DeleteItem-RL-ReconfPrepTDD-ExtIEs } }  OPTIONAL,
  ...
}
HSDSCH-DeleteItem-RL-ReconfPrepTDD-ExtIEs  NBAP-PROTOCOL-EXTENSION ::= {
  ...
}
-- *****
--
-- RADIO LINK RECONFIGURATION READY
--
-- *****

RadioLinkReconfigurationReady ::= SEQUENCE {
  protocolIEs                         ProtocolIE-Container   {{RadioLinkReconfigurationReady-IEs}},
  protocolExtensions                   ProtocolExtensionContainer {{RadioLinkReconfigurationReady-Extensions}}  OPTIONAL,
  ...
}
RadioLinkReconfigurationReady-IEs NBAP-PROTOCOL-IES ::= {
  { ID id-CRNC-CommunicationContextID  CRITICALITY ignore     TYPE CRNC-CommunicationContextID PRESENCE mandatory } |
  { ID id-RL-InformationResponseList-RL-ReconfReady  CRITICALITY ignore     TYPE RL-InformationResponseList-RL-ReconfReady PRESENCE optional } |
  { ID id-CriticalityDiagnostics        CRITICALITY ignore     TYPE CriticalityDiagnostics PRESENCE optional },
  ...
}

```

```

RadioLinkReconfigurationReady-Extensions NBAP-PROTOCOL-EXTENSION ::= {
  { ID id-TargetCommunicationControlPortID    CRITICALITY ignore  EXTENSION    CommunicationControlPortID    PRESENCE optional },
  ...
}

RL-InformationResponseList-RL-ReconfReady ::= SEQUENCE (SIZE (1..maxNrOfRLs)) OF ProtocolIE-Single-Container {{ RL-InformationResponseItemIE-RL-
ReconfReady}}

RL-InformationResponseItemIE-RL-ReconfReady NBAP-PROTOCOL-IES ::= {
  { ID      id-RL-InformationResponseItem-RL-ReconfReady    CRITICALITY    ignore    TYPE RL-
InformationResponseItem-RL-ReconfReady    PRESENCE    mandatory}
}

RL-InformationResponseItem-RL-ReconfReady ::= SEQUENCE {
  rL-ID                RL-ID,
  dCH-InformationResponseList-RL-ReconfReady    DCH-InformationResponseList-RL-ReconfReady    OPTIONAL,
  dSCH-InformationResponseList-RL-ReconfReady    DSCH-InformationResponseList-RL-ReconfReady    OPTIONAL,
  uSCH-InformationResponseList-RL-ReconfReady    USCH-InformationResponseList-RL-ReconfReady    OPTIONAL,
  tFCI2-BearerInformationResponse    TFCI2-BearerInformationResponse    OPTIONAL, --FDD only
  iE-Extensions        ProtocolExtensionContainer { { RL-InformationResponseItem-RL-ReconfReady-ExtIEs} }
  OPTIONAL,
  ...
}

RL-InformationResponseItem-RL-ReconfReady-ExtIEs NBAP-PROTOCOL-EXTENSION ::= {
  { ID id-DL-PowerBalancing-UpdatedIndicator    CRITICALITY ignore    EXTENSION    DL-PowerBalancing-UpdatedIndicator    PRESENCE optional}|
  { ID id-HSDSCH-FDD-Information-Response    CRITICALITY ignore    EXTENSION HSDSCH-FDD-Information-Response    PRESENCE optional }|
  { ID id-HSDSCH-TDD-Information-Response    CRITICALITY ignore    EXTENSION HSDSCH-TDD-Information-Response    PRESENCE optional },
  ...
}

DCH-InformationResponseList-RL-ReconfReady ::= ProtocolIE-Single-Container {{ DCH-InformationResponseListIEs-RL-ReconfReady }}

DCH-InformationResponseListIEs-RL-ReconfReady NBAP-PROTOCOL-IES ::= {
  { ID id-DCH-InformationResponse    CRITICALITY ignore    TYPE DCH-InformationResponse    PRESENCE mandatory }
}

DSCH-InformationResponseList-RL-ReconfReady ::= ProtocolIE-Single-Container {{ DSCH-InformationResponseListIEs-RL-ReconfReady }}

DSCH-InformationResponseListIEs-RL-ReconfReady NBAP-PROTOCOL-IES ::= {
  { ID id-DSCH-InformationResponse    CRITICALITY ignore    TYPE DSCH-InformationResponse    PRESENCE mandatory }
}

USCH-InformationResponseList-RL-ReconfReady ::= ProtocolIE-Single-Container {{ USCH-InformationResponseListIEs-RL-ReconfReady }}

USCH-InformationResponseListIEs-RL-ReconfReady NBAP-PROTOCOL-IES ::= {
  { ID id-USCH-InformationResponse    CRITICALITY ignore    TYPE USCH-InformationResponse    PRESENCE mandatory }
}

-- *****
--
-- RADIO LINK RECONFIGURATION FAILURE
--

```

```

-- *****
RadioLinkReconfigurationFailure ::= SEQUENCE {
    protocolIEs          ProtocolIE-Container    {{RadioLinkReconfigurationFailure-IEs}},
    protocolExtensions  ProtocolExtensionContainer {{RadioLinkReconfigurationFailure-Extensions}}
    ...
}

RadioLinkReconfigurationFailure-IEs NBAP-PROTOCOL-IES ::= {
    { ID      id-CRNC-CommunicationContextID          CRITICALITY  ignore      TYPE          CRNC-CommunicationContextID
      PRESENCE mandatory } |
    { ID      id-CauseLevel-RL-ReconfFailure          CRITICALITY  ignore      TYPE          CauseLevel-RL-ReconfFailure
      PRESENCE mandatory } |
    { ID      id-CriticalityDiagnostics              CRITICALITY  ignore      TYPE          CriticalityDiagnostics
      PRESENCE optional  },
    ...
}

RadioLinkReconfigurationFailure-Extensions NBAP-PROTOCOL-EXTENSION ::= {
    ...
}

CauseLevel-RL-ReconfFailure ::= CHOICE {
    generalCause          GeneralCauseList-RL-ReconfFailure,
    rLSpecificCause      RLSpecificCauseList-RL-ReconfFailure,
    ...
}

GeneralCauseList-RL-ReconfFailure ::= SEQUENCE {
    cause                  Cause,
    iE-Extensions          ProtocolExtensionContainer { { GeneralCauseItem-RL-ReconfFailure-ExtIEs} }
    ...
}

GeneralCauseItem-RL-ReconfFailure-ExtIEs NBAP-PROTOCOL-EXTENSION ::= {
    ...
}

RLSpecificCauseList-RL-ReconfFailure ::= SEQUENCE {
    rL-ReconfigurationFailureList-RL-ReconfFailure          RL-ReconfigurationFailureList-RL-ReconfFailure          OPTIONAL,
    iE-Extensions          ProtocolExtensionContainer { { RLSpecificCauseItem-RL-ReconfFailure-ExtIEs} }
    OPTIONAL,
    ...
}

RLSpecificCauseItem-RL-ReconfFailure-ExtIEs NBAP-PROTOCOL-EXTENSION ::= {
    ...
}

RL-ReconfigurationFailureList-RL-ReconfFailure ::= SEQUENCE (SIZE (1..maxNrOfRLs)) OF ProtocolIE-Single-Container {{ RL-
ReconfigurationFailureItemIE-RL-ReconfFailure}}

RL-ReconfigurationFailureItemIE-RL-ReconfFailure NBAP-PROTOCOL-IES ::= {
    { ID      id-RL-ReconfigurationFailureItem-RL-ReconfFailure          CRITICALITY  ignore      TYPE          RL-
ReconfigurationFailureItem-RL-ReconfFailure          PRESENCE  mandatory}
}

```

```

}

RL-ReconfigurationFailureItem-RL-ReconfFailure ::= SEQUENCE {
    rL-ID                RL-ID,
    cause                Cause,
    iE-Extensions        ProtocolExtensionContainer { { RL-ReconfigurationFailureItem-RL-ReconfFailure-ExtIEs} }
    OPTIONAL,
    ...
}

RL-ReconfigurationFailureItem-RL-ReconfFailure-ExtIEs NBAP-PROTOCOL-EXTENSION ::= {
    ...
}

-- *****
--
-- RADIO LINK RECONFIGURATION COMMIT
--
-- *****

RadioLinkReconfigurationCommit ::= SEQUENCE {
    protocolIEs          ProtocolIE-Container   {{RadioLinkReconfigurationCommit-IEs}},
    protocolExtensions   ProtocolExtensionContainer {{RadioLinkReconfigurationCommit-Extensions}}
    OPTIONAL,
    ...
}

RadioLinkReconfigurationCommit-IEs NBAP-PROTOCOL-IES ::= {
    { ID    id-NodeB-CommunicationContextID  CRITICALITY  ignore    TYPE    NodeB-CommunicationContextID  PRESENCE mandatory } |
    { ID    id-CFN                           CRITICALITY  ignore    TYPE    CFN                               PRESENCE          },
    mandatory }|
    { ID    id-Active-Pattern-Sequence-Information  CRITICALITY  ignore    TYPE    Active-Pattern-Sequence-Information  PRESENCE optional },
    ...
}

RadioLinkReconfigurationCommit-Extensions NBAP-PROTOCOL-EXTENSION ::= {
    ...
}

-- *****
--
-- RADIO LINK RECONFIGURATION CANCEL
--
-- *****

RadioLinkReconfigurationCancel ::= SEQUENCE {
    protocolIEs          ProtocolIE-Container   {{RadioLinkReconfigurationCancel-IEs}},
    protocolExtensions   ProtocolExtensionContainer {{RadioLinkReconfigurationCancel-Extensions}}
    OPTIONAL,
    ...
}

RadioLinkReconfigurationCancel-IEs NBAP-PROTOCOL-IES ::= {
    { ID    id-NodeB-CommunicationContextID  CRITICALITY  ignore    TYPE    NodeB-CommunicationContextID  PRESENCE mandatory },
    ...
}

```

```

RadioLinkReconfigurationCancel-Extensions NBAP-PROTOCOL-EXTENSION ::= {
  ...
}

-- *****
--
-- RADIO LINK RECONFIGURATION REQUEST FDD
--
-- *****

RadioLinkReconfigurationRequestFDD ::= SEQUENCE {
  protocolIEs          ProtocolIE-Container    {{RadioLinkReconfigurationRequestFDD-IEs}},
  protocolExtensions  ProtocolExtensionContainer {{RadioLinkReconfigurationRequestFDD-Extensions}}      OPTIONAL,
  ...
}

RadioLinkReconfigurationRequestFDD-IEs NBAP-PROTOCOL-IES ::= {
  { ID id-NodeB-CommunicationContextID          CRITICALITY reject TYPE NodeB-CommunicationContextID PRESENCE
  mandatory } |
  { ID id-UL-DPCH-Information-RL-ReconfRqstFDD   CRITICALITY reject TYPE UL-DPCH-Information-RL-ReconfRqstFDD PRESENCE
  optional } |
  { ID id-DL-DPCH-Information-RL-ReconfRqstFDD   CRITICALITY reject TYPE DL-DPCH-Information-RL-ReconfRqstFDD PRESENCE
  optional } |
  { ID id-FDD-DCHs-to-Modify                      CRITICALITY reject TYPE FDD-DCHs-to-Modify PRESENCE optional } |
  { ID id-DCHs-to-Add-FDD                         CRITICALITY reject TYPE DCH-FDD-Information PRESENCE optional }
  |
  { ID id-DCH-DeleteList-RL-ReconfRqstFDD        CRITICALITY reject TYPE DCH-DeleteList-RL-ReconfRqstFDD PRESENCE
  optional } |
  { ID id-RL-InformationList-RL-ReconfRqstFDD    CRITICALITY reject TYPE RL-InformationList-RL-ReconfRqstFDD PRESENCE
  optional } |
  { ID id-Transmission-Gap-Pattern-Sequence-Information CRITICALITY reject TYPE Transmission-Gap-Pattern-Sequence-Information
  PRESENCE optional },
  ...
}

RadioLinkReconfigurationRequestFDD-Extensions NBAP-PROTOCOL-EXTENSION ::= {
  { ID id-SignallingBearerRequestIndicator CRITICALITY reject EXTENSION SignallingBearerRequestIndicator PRESENCE optional },
  ...
}

UL-DPCH-Information-RL-ReconfRqstFDD ::= SEQUENCE {
  ul-TFCS          TFCS          OPTIONAL,
  iE-Extensions    ProtocolExtensionContainer { { UL-DPCH-Information-RL-ReconfRqstFDD-ExtIEs } } OPTIONAL,
  ...
}

UL-DPCH-Information-RL-ReconfRqstFDD-ExtIEs NBAP-PROTOCOL-EXTENSION ::= {
  ...
}

DL-DPCH-Information-RL-ReconfRqstFDD ::= SEQUENCE {
  dl-TFCS          TFCS          OPTIONAL,

```

```

    tFCI-SignallingMode          TFCI-SignallingMode          OPTIONAL,
    limitedPowerIncrease         LimitedPowerIncrease         OPTIONAL,
    iE-Extensions                ProtocolExtensionContainer { { DL-DPCH-Information-RL-ReconfRqstFDD-ExtIEs } } OPTIONAL,
    ...
}

DL-DPCH-Information-RL-ReconfRqstFDD-ExtIEs NBAP-PROTOCOL-EXTENSION ::= {
    ...
}

DCH-DeleteList-RL-ReconfRqstFDD ::= SEQUENCE (SIZE (1..maxNrOfDCHs)) OF DCH-DeleteItem-RL-ReconfRqstFDD

DCH-DeleteItem-RL-ReconfRqstFDD ::= SEQUENCE {
    dCH-ID                        DCH-ID,
    iE-Extensions                ProtocolExtensionContainer { { DCH-DeleteItem-RL-ReconfRqstFDD-ExtIEs } } OPTIONAL,
    ...
}

DCH-DeleteItem-RL-ReconfRqstFDD-ExtIEs NBAP-PROTOCOL-EXTENSION ::= {
    ...
}

RL-InformationList-RL-ReconfRqstFDD ::= SEQUENCE (SIZE (1..maxNrOfRLs)) OF ProtocolIE-Single-Container {{ RL-InformationItemIE-RL-ReconfRqstFDD}}

RL-InformationItemIE-RL-ReconfRqstFDD NBAP-PROTOCOL-IES ::= {
    { ID id-RL-InformationItem-RL-ReconfRqstFDD          CRITICALITY reject          TYPE          RL-InformationItem-RL-
ReconfRqstFDD          PRESENCE mandatory}
}

RL-InformationItem-RL-ReconfRqstFDD ::= SEQUENCE {
    rL-ID                        RL-ID,
    maxDL-Power                  DL-Power          OPTIONAL,
    minDL-Power                  DL-Power          OPTIONAL,
    dl-CodeInformation            FDD-DL-CodeInformation OPTIONAL,
    -- The IE shall be present if the Transmission Gap Pattern Sequence Information IE is included and the indicated Downlink Compressed Mode method
for at least one of the included Transmission Gap Pattern Sequence is set to "SF/2".
    iE-Extensions                ProtocolExtensionContainer { { RL-InformationItem-RL-ReconfRqstFDD-ExtIEs } } OPTIONAL,
    ...
}

RL-InformationItem-RL-ReconfRqstFDD-ExtIEs NBAP-PROTOCOL-EXTENSION ::= {
    { ID id-DLReferencePower          CRITICALITY ignore EXTENSION DL-Power          PRESENCE optional }|
    { ID id-RL-Specific-DCH-Info      CRITICALITY ignore EXTENSION RL-Specific-DCH-Info          PRESENCE optional },
    ...
}

-- *****
--
-- RADIO LINK RECONFIGURATION REQUEST TDD
--
-- *****

RadioLinkReconfigurationRequestTDD ::= SEQUENCE {

```



```

    protocolIEs          ProtocolIE-Container  {{RadioLinkReconfigurationRequestTDD-IEs}},
    protocolExtensions   ProtocolExtensionContainer {{RadioLinkReconfigurationRequestTDD-Extensions}}
    ...
}

RadioLinkReconfigurationRequestTDD-IEs NBAP-PROTOCOL-IES ::= {
    { ID id-NodeB-CommunicationContextID          CRITICALITY reject          TYPE NodeB-
CommunicationContextID          PRESENCE mandatory } |
    { ID id-UL-CCTrCH-InformationModifyList-RL-ReconfRqstTDD          CRITICALITY notify          TYPE UL-CCTrCH-
InformationModifyList-RL-ReconfRqstTDD          PRESENCE optional } |
    { ID id-UL-CCTrCH-InformationDeleteList-RL-ReconfRqstTDD          CRITICALITY notify          TYPE UL-CCTrCH-
InformationDeleteList-RL-ReconfRqstTDD          PRESENCE optional } |
    { ID id-DL-CCTrCH-InformationModifyList-RL-ReconfRqstTDD          CRITICALITY notify          TYPE DL-CCTrCH-
InformationModifyList-RL-ReconfRqstTDD          PRESENCE optional } |
    { ID id-DL-CCTrCH-InformationDeleteList-RL-ReconfRqstTDD          CRITICALITY notify          TYPE DL-CCTrCH-
InformationDeleteList-RL-ReconfRqstTDD          PRESENCE optional } |
    { ID id-TDD-DCHs-to-Modify          CRITICALITY reject          TYPE TDD-DCHs-to-Modify          PRESENCE optional }
|
    { ID id-DCHs-to-Add-TDD          CRITICALITY reject          TYPE          DCH-TDD-Information
PRESENCE optional } |
    { ID id-DCH-DeleteList-RL-ReconfRqstTDD          CRITICALITY reject          TYPE DCH-DeleteList-RL-
ReconfRqstTDD          PRESENCE optional } |
    { ID id-RL-Information-RL-ReconfRqstTDD          CRITICALITY ignore          TYPE          RL-Information-RL-ReconfRqstTDD
PRESENCE optional },
    ...
}

RadioLinkReconfigurationRequestTDD-Extensions NBAP-PROTOCOL-EXTENSION ::= {
    { ID id-SignallingBearerRequestIndicator          CRITICALITY reject          EXTENSION          SignallingBearerRequestIndicator          PRESENCE optional },
    ...
}

UL-CCTrCH-InformationModifyList-RL-ReconfRqstTDD ::= SEQUENCE (SIZE (1..maxNrOfCCTrCHs)) OF ProtocolIE-Single-Container {{ UL-CCTrCH-
InformationModifyItemIE-RL-ReconfRqstTDD}}

UL-CCTrCH-InformationModifyItemIE-RL-ReconfRqstTDD NBAP-PROTOCOL-IES ::= {
    { ID id-UL-CCTrCH-InformationModifyItem-RL-ReconfRqstTDD          CRITICALITY notify          TYPE UL-CCTrCH-
InformationModifyItem-RL-ReconfRqstTDD          PRESENCE mandatory}
}

UL-CCTrCH-InformationModifyItem-RL-ReconfRqstTDD ::= SEQUENCE {
    cCTrCH-ID          CCTrCH-ID,
    tFCS          TFCS          OPTIONAL,
    punctureLimit          PunctureLimit          OPTIONAL,
    iE-Extensions          ProtocolExtensionContainer { { UL-CCTrCH-InformationModifyItem-RL-ReconfRqstTDD-ExtIEs} }
OPTIONAL,
    ...
}

UL-CCTrCH-InformationModifyItem-RL-ReconfRqstTDD-ExtIEs NBAP-PROTOCOL-EXTENSION ::= {
    ...
}

```

```

UL-CCTrCH-InformationDeleteList-RL-ReconfRqstTDD ::= SEQUENCE (SIZE (1..maxNrOfCCTrCHs)) OF ProtocolIE-Single-Container {{ UL-CCTrCH-
InformationDeleteItemIE-RL-ReconfRqstTDD}}

UL-CCTrCH-InformationDeleteItemIE-RL-ReconfRqstTDD NBAP-PROTOCOL-IES ::= {
  { ID      id-UL-CCTrCH-InformationDeleteItem-RL-ReconfRqstTDD      CRITICALITY    notify                                TYPE    UL-CCTrCH-
InformationDeleteItem-RL-ReconfRqstTDD      PRESENCE      mandatory}
}

UL-CCTrCH-InformationDeleteItem-RL-ReconfRqstTDD ::= SEQUENCE {
  cCtRch-ID          CCTrCH-ID,
  iE-Extensions      ProtocolExtensionContainer { { UL-CCTrCH-InformationDeleteItem-RL-ReconfRqstTDD-ExtIEs } }
  OPTIONAL,
  ...
}

UL-CCTrCH-InformationDeleteItem-RL-ReconfRqstTDD-ExtIEs NBAP-PROTOCOL-EXTENSION ::= {
  ...
}

DL-CCTrCH-InformationModifyList-RL-ReconfRqstTDD ::= SEQUENCE (SIZE (1..maxNrOfCCTrCHs)) OF ProtocolIE-Single-Container {{ DL-CCTrCH-
InformationModifyItemIE-RL-ReconfRqstTDD}}

DL-CCTrCH-InformationModifyItemIE-RL-ReconfRqstTDD NBAP-PROTOCOL-IES ::= {
  { ID      id-DL-CCTrCH-InformationModifyItem-RL-ReconfRqstTDD      CRITICALITY    notify                                TYPE    DL-CCTrCH-
InformationModifyItem-RL-ReconfRqstTDD      PRESENCE      mandatory}
}

DL-CCTrCH-InformationModifyItem-RL-ReconfRqstTDD ::= SEQUENCE {
  cCtRch-ID          CCTrCH-ID,
  tFCS               TFCS          OPTIONAL,
  punctureLimit      PunctureLimit  OPTIONAL,
  iE-Extensions      ProtocolExtensionContainer { { DL-CCTrCH-InformationModifyItem-RL-ReconfRqstTDD-ExtIEs } }
  OPTIONAL,
  ...
}

DL-CCTrCH-InformationModifyItem-RL-ReconfRqstTDD-ExtIEs NBAP-PROTOCOL-EXTENSION ::= {
  ...
}

DL-CCTrCH-InformationDeleteList-RL-ReconfRqstTDD ::= SEQUENCE (SIZE (1..maxNrOfCCTrCHs)) OF ProtocolIE-Single-Container {{ DL-CCTrCH-
InformationDeleteItemIE-RL-ReconfRqstTDD}}

DL-CCTrCH-InformationDeleteItemIE-RL-ReconfRqstTDD NBAP-PROTOCOL-IES ::= {
  { ID      id-DL-CCTrCH-InformationDeleteItem-RL-ReconfRqstTDD      CRITICALITY    notify                                TYPE    DL-CCTrCH-
InformationDeleteItem-RL-ReconfRqstTDD      PRESENCE      mandatory}
}

DL-CCTrCH-InformationDeleteItem-RL-ReconfRqstTDD ::= SEQUENCE {
  cCtRch-ID          CCTrCH-ID,
  iE-Extensions      ProtocolExtensionContainer { { DL-CCTrCH-InformationDeleteItem-RL-ReconfRqstTDD-ExtIEs } }
  OPTIONAL,
  ...
}

```

```

DL-CCTrCH-InformationDeleteItem-RL-ReconfRqstTDD-ExtIEs  NBAP-PROTOCOL-EXTENSION ::= {
  ...
}

DCH-DeleteList-RL-ReconfRqstTDD ::= SEQUENCE (SIZE (1..maxNrOfDCHs)) OF DCH-DeleteItem-RL-ReconfRqstTDD

DCH-DeleteItem-RL-ReconfRqstTDD ::= SEQUENCE {
  dCH-ID                DCH-ID,
  iE-Extensions         ProtocolExtensionContainer { { DCH-DeleteItem-RL-ReconfRqstTDD-ExtIEs} }    OPTIONAL,
  ...
}

DCH-DeleteItem-RL-ReconfRqstTDD-ExtIEs  NBAP-PROTOCOL-EXTENSION ::= {
  ...
}

RL-Information-RL-ReconfRqstTDD ::= SEQUENCE {
  rL-ID                RL-ID,
  maxDL-Power          DL-Power    OPTIONAL,
  minDL-Power          DL-Power    OPTIONAL,
  iE-Extensions         ProtocolExtensionContainer { { RL-InformationItem-RL-ReconfRqstTDD-ExtIEs} }    OPTIONAL,
  ...
}

RL-InformationItem-RL-ReconfRqstTDD-ExtIEs  NBAP-PROTOCOL-EXTENSION ::= {
  { ID id-RL-Specific-DCH-Info      CRITICALITY ignore      EXTENSION  RL-Specific-DCH-Info      PRESENCE  optional },
  ...
}

-- *****
--
-- RADIO LINK RECONFIGURATION RESPONSE
--
-- *****

RadioLinkReconfigurationResponse ::= SEQUENCE {
  protocolIEs          ProtocolIE-Container  {{RadioLinkReconfigurationResponse-IEs}},
  protocolExtensions   ProtocolExtensionContainer  {{RadioLinkReconfigurationResponse-Extensions}}    OPTIONAL,
  ...
}

RadioLinkReconfigurationResponse-IEs NBAP-PROTOCOL-IES ::= {
  { ID id-CRNC-CommunicationContextID      CRITICALITY ignore      TYPE      CRNC-CommunicationContextID      PRESENCE
  mandatory } |
  { ID id-RL-InformationResponseList-RL-ReconfRsp      CRITICALITY ignore      TYPE      RL-InformationResponseList-RL-ReconfRsp      PRESENCE
  optional } |
  { ID id-CriticalityDiagnostics          CRITICALITY ignore      TYPE      CriticalityDiagnostics          PRESENCE
  optional },
  ...
}

RadioLinkReconfigurationResponse-Extensions NBAP-PROTOCOL-EXTENSION ::= {
  { ID id-TargetCommunicationControlPortID      CRITICALITY ignore      EXTENSION  CommunicationControlPortID      PRESENCE  optional },

```

```

}
...
}
RL-InformationResponseList-RL-ReconfRsp ::= SEQUENCE (SIZE (1..maxNrOfRLs)) OF ProtocolIE-Single-Container {{RL-InformationResponseItemIE-RL-
ReconfRsp}}

RL-InformationResponseItemIE-RL-ReconfRsp NBAP-PROTOCOL-IES ::= {
  { ID id-RL-InformationResponseItem-RL-ReconfRsp CRITICALITY ignore TYPE RL-InformationResponseItem-RL-
ReconfRsp PRESENCE mandatory}
}

RL-InformationResponseItem-RL-ReconfRsp ::= SEQUENCE {
  rL-ID RL-ID,
  dCH-InformationResponseList-RL-ReconfRsp DCH-InformationResponseList-RL-ReconfRsp OPTIONAL,
  iE-Extensions ProtocolExtensionContainer { { RL-InformationResponseItem-RL-ReconfRsp-ExtIEs} } OPTIONAL,
  ...
}

RL-InformationResponseItem-RL-ReconfRsp-ExtIEs NBAP-PROTOCOL-EXTENSION ::= {
  { ID id-DL-PowerBalancing-UpdatedIndicator CRITICALITY ignore EXTENSION DL-PowerBalancing-UpdatedIndicator PRESENCE optional},
  ...
}

DCH-InformationResponseList-RL-ReconfRsp ::= ProtocolIE-Single-Container {{ DCH-InformationResponseListIEs-RL-ReconfRsp }}

DCH-InformationResponseListIEs-RL-ReconfRsp NBAP-PROTOCOL-IES ::= {
  { ID id-DCH-InformationResponse CRITICALITY ignore TYPE DCH-InformationResponse PRESENCE mandatory }
}

-- *****
--
-- RADIO LINK DELETION REQUEST
--
-- *****

RadioLinkDeletionRequest ::= SEQUENCE {
  protocolIEs ProtocolIE-Container {{RadioLinkDeletionRequest-IEs}},
  protocolExtensions ProtocolExtensionContainer {{RadioLinkDeletionRequest-Extensions}} OPTIONAL,
  ...
}

RadioLinkDeletionRequest-IEs NBAP-PROTOCOL-IES ::= {
  { ID id-NodeB-CommunicationContextID CRITICALITY reject TYPE NodeB-CommunicationContextID
  PRESENCE mandatory } |
  { ID id-CRNC-CommunicationContextID CRITICALITY reject TYPE CRNC-CommunicationContextID
  PRESENCE mandatory } |
  { ID id-RL-informationList-RL-DeletionRqst CRITICALITY notify TYPE RL-informationList-RL-
DeletionRqst PRESENCE mandatory } ,
  ...
}

RadioLinkDeletionRequest-Extensions NBAP-PROTOCOL-EXTENSION ::= {

```

```

}
...
}
RL-informationList-RL-DeletionRqst ::= SEQUENCE (SIZE (1..maxNrOfRLs)) OF ProtocolIE-Single-Container {{RL-informationItemIE-RL-DeletionRqst}}

RL-informationItemIE-RL-DeletionRqst NBAP-PROTOCOL-IES ::= {
  { ID      id-RL-informationItem-RL-DeletionRqst      CRITICALITY      notify      TYPE      RL-informationItem-RL-
DeletionRqst      PRESENCE      mandatory}
}

RL-informationItem-RL-DeletionRqst ::= SEQUENCE {
  rL-ID      RL-ID,
  iE-Extensions      ProtocolExtensionContainer { { RL-informationItem-RL-DeletionRqst-ExtIEs} }      OPTIONAL,
  ...
}

RL-informationItem-RL-DeletionRqst-ExtIEs NBAP-PROTOCOL-EXTENSION ::= {
  ...
}

-- *****
--
-- RADIO LINK DELETION RESPONSE
--
-- *****

RadioLinkDeletionResponse ::= SEQUENCE {
  protocolIEs      ProtocolIE-Container      {{RadioLinkDeletionResponse-IEs}},
  protocolExtensions      ProtocolExtensionContainer      {{RadioLinkDeletionResponse-Extensions}}      OPTIONAL,
  ...
}

RadioLinkDeletionResponse-IEs NBAP-PROTOCOL-IES ::= {
  { ID      id-CRNC-CommunicationContextID      CRITICALITY      ignore      TYPE      CRNC-CommunicationContextID      PRESENCE
mandatory }|
  { ID      id-CriticalityDiagnostics      CRITICALITY      ignore      TYPE      CriticalityDiagnostics      PRESENCE optional },
  ...
}

RadioLinkDeletionResponse-Extensions NBAP-PROTOCOL-EXTENSION ::= {
  ...
}

-- *****
--
-- DL POWER CONTROL REQUEST FDD
--
-- *****

DL-PowerControlRequest ::= SEQUENCE {
  protocolIEs      ProtocolIE-Container      {{DL-PowerControlRequest-IEs}},
  protocolExtensions      ProtocolExtensionContainer      {{DL-PowerControlRequest-Extensions}}      OPTIONAL,
  ...
}

```

```

}
DL-PowerControlRequest-IEs NBAP-PROTOCOL-IES ::= {
  { ID id-NodeB-CommunicationContextID          CRITICALITY ignore          TYPE          NodeB-CommunicationContextID          PRESENCE mandatory }
  |
  { ID id-PowerAdjustmentType                  CRITICALITY ignore          TYPE PowerAdjustmentType          PRESENCE mandatory } |
  { ID id-DLReferencePower                    CRITICALITY ignore          TYPE DL-Power                      PRESENCE conditional } |
  -- This IE shall be present if the Adjustment Type IE is set to 'Common'
  { ID id-InnerLoopDLPCStatus                 CRITICALITY ignore          TYPE InnerLoopDLPCStatus          PRESENCE optional } |
  { ID id-DLReferencePowerList-DL-PC-Rqst     CRITICALITY ignore          TYPE DL-ReferencePowerInformationList-DL-PC-Rqst PRESENCE conditional } |
  -- This IE shall be present if the Adjustment Type IE is set to 'Individual'
  { ID id-MaxAdjustmentStep                   CRITICALITY ignore          TYPE MaxAdjustmentStep            PRESENCE conditional } |
  -- This IE shall be present if the Adjustment Type IE is set to 'Common' or 'Individual'
  { ID id-AdjustmentPeriod                    CRITICALITY ignore          TYPE AdjustmentPeriod             PRESENCE conditional } |
  -- This IE shall be present if the Adjustment Type IE is set to 'Common' or 'Individual'
  { ID id-AdjustmentRatio                     CRITICALITY ignore          TYPE ScaledAdjustmentRatio        PRESENCE conditional },
  -- This IE shall be present if the Adjustment Type IE is set to 'Common' or 'Individual'
  ...
}

DL-PowerControlRequest-Extensions NBAP-PROTOCOL-EXTENSION ::= {
  ...
}

DL-ReferencePowerInformationList-DL-PC-Rqst ::= SEQUENCE (SIZE (1..maxNrOfRLs)) OF ProtocolIE-Single-Container {{DL-ReferencePowerInformationItemIE-DL-PC-Rqst }}

DL-ReferencePowerInformationItemIE-DL-PC-Rqst NBAP-PROTOCOL-IES ::= {
  { ID id-DL-ReferencePowerInformationItem-DL-PC-Rqst          CRITICALITY          ignore          TYPE          DL-ReferencePowerInformationItem-DL-PC-Rqst
  PRESENCE          mandatory
  }
}

DL-ReferencePowerInformationItem-DL-PC-Rqst ::= SEQUENCE {
  rL-ID          RL-ID,
  dl-ReferencePower          DL-Power,
  iE-Extensions          ProtocolExtensionContainer { { DL-ReferencePowerInformationItem-DL-PC-Rqst-ExtIEs } }          OPTIONAL,
  ...
}

DL-ReferencePowerInformationItem-DL-PC-Rqst-ExtIEs NBAP-PROTOCOL-EXTENSION ::= {
  ...
}

-- *****
--
-- DL POWER TIMESLOT CONTROL REQUEST TDD
--
-- *****

DL-PowerTimeslotControlRequest ::= SEQUENCE {
  protocolIEs          ProtocolIE-Container          {{DL-PowerTimeslotControlRequest-IEs}},
  protocolExtensions          ProtocolExtensionContainer          {{DL-PowerTimeslotControlRequest-Extensions}}          OPTIONAL,
  ...
}

```

```

}

DL-PowerTimeslotControlRequest-IEs NBAP-PROTOCOL-IES ::= {
  { ID id-NodeB-CommunicationContextID          CRITICALITY ignore          TYPE      NodeB-CommunicationContextID          PRESENCE mandatory
  } |
  { ID id-TimeslotISCPInfo          CRITICALITY ignore          TYPE      DL-TimeslotISCPInfo          PRESENCE optional }, -- Mandatory for 3.84Mcps TDD
only
...
}

DL-PowerTimeslotControlRequest-Extensions NBAP-PROTOCOL-EXTENSION ::= {
  optional { ID id-TimeslotISCPInfoList-LCR-DL-PC-RqstTDD          CRITICALITY ignore          EXTENSION      TimeslotISCPInfoList-LCR-DL-PC-RqstTDD          PRESENCE
  } |
  { ID id-PrimCCPCH-RSCP-DL-PC-RqstTDD          CRITICALITY ignore          EXTENSION      PrimaryCCPCH-RSCP          PRESENCE optional },
  ...
}

TimeslotISCPInfoList-LCR-DL-PC-RqstTDD ::= SEQUENCE {
  dL-TimeslotISCP-LCR-Info      DL-TimeslotISCPInfoLCR,      -- Mandatory for 1.28Mcps TDD only
  iE-Extensions          ProtocolExtensionContainer { {TimeslotISCPInfoItem-LCR-DL-PC-RqstTDD-ExtIEs} }          OPTIONAL,
  ...
}

TimeslotISCPInfoItem-LCR-DL-PC-RqstTDD-ExtIEs NBAP-PROTOCOL-EXTENSION ::= {
  ...
}

-- *****
--
-- DEDICATED MEASUREMENT INITIATION REQUEST
--
-- *****

DedicatedMeasurementInitiationRequest ::= SEQUENCE {
  protocolIEs          ProtocolIE-Container      {{DedicatedMeasurementInitiationRequest-IEs}},
  protocolExtensions    ProtocolExtensionContainer  {{DedicatedMeasurementInitiationRequest-Extensions}}          OPTIONAL,
  ...
}

DedicatedMeasurementInitiationRequest-IEs NBAP-PROTOCOL-IES ::= {
  { ID      id-NodeB-CommunicationContextID          CRITICALITY      reject          TYPE      NodeB-CommunicationContextID          PRESENCE
  mandatory } |
  { ID      id-MeasurementID          CRITICALITY      reject          TYPE      MeasurementID          PRESENCE
  mandatory } |
  { ID      id-DedicatedMeasurementObjectType-DM-Rqst          CRITICALITY      reject          TYPE      DedicatedMeasurementObjectType-DM-Rqst          PRESENCE
  mandatory } |
  -- This IE represents both the Dedicated Measurement Object Type IE and the choice based on the Dedicated Measurement Object Type
  -- as described in the tabular message format in subclause 9.1.
  { ID      id-DedicatedMeasurementType          CRITICALITY      reject          TYPE      DedicatedMeasurementType          PRESENCE
  mandatory } |
  { ID      id-MeasurementFilterCoefficient          CRITICALITY      reject          TYPE      MeasurementFilterCoefficient          PRESENCE
  optional } |

```

```

    { ID id-ReportCharacteristics
      mandatory } |
    { ID id-CFNReportingIndicator
      mandatory } |
    { ID id-CFN
      optional } ,
    ...
  }

DedicatedMeasurementInitiationRequest-Extensions NBAP-PROTOCOL-EXTENSION ::= {
  ...
}

DedicatedMeasurementObjectType-DM-Rqst ::= CHOICE {
  rL RL-DM-Rqst,
  rLS RL-Set-DM-Rqst,
  all-RL AllRL-DM-Rqst,
  all-RLS AllRL-Set-DM-Rqst,
  ...
}

RL-DM-Rqst ::= SEQUENCE {
  rL-InformationList RL-InformationList-DM-Rqst,
  iE-Extensions ProtocolExtensionContainer { { RLItem-DM-Rqst-ExtIEs } } OPTIONAL,
  ...
}

RLItem-DM-Rqst-ExtIEs NBAP-PROTOCOL-EXTENSION ::= {
  ...
}

RL-InformationList-DM-Rqst ::= SEQUENCE (SIZE (1..maxNrOfRLs)) OF ProtocolIE-Single-Container {{ RL-InformationItemIE-DM-Rqst }}

RL-InformationItemIE-DM-Rqst NBAP-PROTOCOL-IES ::= {
  { ID id-RL-InformationItem-DM-Rqst CRITICALITY reject TYPE RL-InformationItem-DM-Rqst PRESENCE mandatory }
}

RL-InformationItem-DM-Rqst ::= SEQUENCE {
  rL-ID RL-ID,
  dPCH-ID DPCH-ID OPTIONAL,
  iE-Extensions ProtocolExtensionContainer { { RL-InformationItem-DM-Rqst-ExtIEs } } OPTIONAL,
  ...
}

RL-InformationItem-DM-Rqst-ExtIEs NBAP-PROTOCOL-EXTENSION ::= {
  { ID id-PUSCH-Info-DM-Rqst CRITICALITY reject EXTENSION PUSCH-Info-DM-Rqst PRESENCE optional},
  -- TDD only
  ...
}

PUSCH-Info-DM-Rqst ::= SEQUENCE (SIZE (1..maxNrOfPUSCHs)) OF PUSCH-ID

RL-Set-DM-Rqst ::= SEQUENCE {
  rL-Set-InformationList-DM-Rqst RL-Set-InformationList-DM-Rqst,

```



```

    iE-Extensions          ProtocolExtensionContainer { { RL-SetItem-DM-Rqst-ExtIEs } }          OPTIONAL,
  }
  ...
}
RL-SetItem-DM-Rqst-ExtIEs  NBAP-PROTOCOL-EXTENSION ::= {
  ...
}
RL-Set-InformationList-DM-Rqst ::= SEQUENCE (SIZE(1..maxNrOfRLSets)) OF RL-Set-InformationItem-DM-Rqst
RL-Set-InformationItem-DM-Rqst ::= SEQUENCE {
  rL-Set-ID                RL-Set-ID,
  iE-Extensions            ProtocolExtensionContainer { { RL-Set-InformationItem-DM-Rqst-ExtIEs } } OPTIONAL,
  ...
}
RL-Set-InformationItem-DM-Rqst-ExtIEs NBAP-PROTOCOL-EXTENSION ::= {
  ...
}
AllRL-DM-Rqst ::= NULL

AllRL-Set-DM-Rqst ::= NULL

-- *****
--
-- DEDICATED MEASUREMENT INITIATION RESPONSE
--
-- *****

DedicatedMeasurementInitiationResponse ::= SEQUENCE {
  protocolIEs          ProtocolIE-Container  {{DedicatedMeasurementInitiationResponse-IEs}},
  protocolExtensions   ProtocolExtensionContainer  {{DedicatedMeasurementInitiationResponse-Extensions}}          OPTIONAL,
  ...
}

DedicatedMeasurementInitiationResponse-IEs NBAP-PROTOCOL-IES ::= {
  { ID    id-CRNC-CommunicationContextID          CRITICALITY  ignore      TYPE    CRNC-CommunicationContextID          PRESENCE
    mandatory } |
  { ID    id-MeasurementID                        CRITICALITY  ignore      TYPE    MeasurementID                          PRESENCE
    mandatory } |
  { ID    id-DedicatedMeasurementObjectType-DM-Rsp  CRITICALITY  ignore      TYPE    DedicatedMeasurementObjectType-DM-Rsp    PRESENCE
    optional } |
  { ID    id-CriticalityDiagnostics                CRITICALITY  ignore      TYPE    CriticalityDiagnostics                    PRESENCE
    optional },
  ...
}

DedicatedMeasurementInitiationResponse-Extensions NBAP-PROTOCOL-EXTENSION ::= {
  ...
}

DedicatedMeasurementObjectType-DM-Rsp ::= CHOICE {

```

```

    rL                RL-DM-Rsp,
    rLS               RL-Set-DM-Rsp,
    all-RL            RL-DM-Rsp,
    all-RLS           RL-Set-DM-Rsp,
    ...
}

RL-DM-Rsp ::= SEQUENCE {
    rL-InformationList-DM-Rsp    RL-InformationList-DM-Rsp,
    iE-Extensions                ProtocolExtensionContainer { { RLItem-DM-Rsp-ExtIEs } }    OPTIONAL,
    ...
}

RLItem-DM-Rsp-ExtIEs  NBAP-PROTOCOL-EXTENSION ::= {
    ...
}

RL-InformationList-DM-Rsp ::= SEQUENCE (SIZE (1..maxNrOfRLs)) OF ProtocolIE-Single-Container {{ RL-InformationItemIE-DM-Rsp }}

RL-InformationItemIE-DM-Rsp NBAP-PROTOCOL-IES ::= {
    { ID id-RL-InformationItem-DM-Rsp    CRITICALITY ignore    TYPE RL-InformationItem-DM-Rsp    PRESENCE mandatory }
}

RL-InformationItem-DM-Rsp ::= SEQUENCE {
    rL-ID                RL-ID,
    dPCH-ID              DPCH-ID    OPTIONAL,
    dedicatedMeasurementValue    DedicatedMeasurementValue,
    cFN                  CFN        OPTIONAL,
    iE-Extensions        ProtocolExtensionContainer { { RL-InformationItem-DM-Rsp-ExtIEs } }    OPTIONAL,
    ...
}

RL-InformationItem-DM-Rsp-ExtIEs  NBAP-PROTOCOL-EXTENSION ::= {
    {ID id-PUSCH-Info-DM-Rsp    CRITICALITY reject    EXTENSION    PUSCH-Info-DM-Rsp    PRESENCE optional},
    -- TDD only
    ...
}

PUSCH-Info-DM-Rsp ::= SEQUENCE (SIZE (0..maxNrOfPUSCHs)) OF PUSCH-ID

RL-Set-DM-Rsp ::= SEQUENCE {
    rL-Set-InformationList-DM-Rsp    RL-Set-InformationList-DM-Rsp,
    iE-Extensions                    ProtocolExtensionContainer { { RL-SetItem-DM-Rsp-ExtIEs } }    OPTIONAL,
    ...
}

RL-SetItem-DM-Rsp-ExtIEs  NBAP-PROTOCOL-EXTENSION ::= {
    ...
}

RL-Set-InformationList-DM-Rsp ::= SEQUENCE (SIZE (1..maxNrOfRLSets)) OF ProtocolIE-Single-Container {{ RL-Set-InformationItemIE-DM-Rsp }}

RL-Set-InformationItemIE-DM-Rsp NBAP-PROTOCOL-IES ::= {
    { ID id-RL-Set-InformationItem-DM-Rsp    CRITICALITY ignore    TYPE    RL-Set-InformationItem-DM-Rsp    PRESENCE mandatory}
}

```

```

}

RL-Set-InformationItem-DM-Rsp ::= SEQUENCE {
    rL-Set-ID                RL-Set-ID,
    dedicatedMeasurementValue DedicatedMeasurementValue,
    cFN                      CFN                OPTIONAL,
    iE-Extensions            ProtocolExtensionContainer { { RL-Set-InformationItem-DM-Rsp-ExtIEs } } OPTIONAL,
    ...
}

RL-Set-InformationItem-DM-Rsp-ExtIEs NBAP-PROTOCOL-EXTENSION ::= {
    ...
}

-- *****
--
-- DEDICATED MEASUREMENT INITIATION FAILURE
--
-- *****

DedicatedMeasurementInitiationFailure ::= SEQUENCE {
    protocolIEs                ProtocolIE-Container    {{DedicatedMeasurementInitiationFailure-IEs}},
    protocolExtensions         ProtocolExtensionContainer {{DedicatedMeasurementInitiationFailure-Extensions}}    OPTIONAL,
    ...
}

DedicatedMeasurementInitiationFailure-IEs NBAP-PROTOCOL-IES ::= {
    { ID    id-CRNC-CommunicationContextID    CRITICALITY    ignore    TYPE    CRNC-CommunicationContextID    PRESENCE mandatory }
    |
    { ID    id-MeasurementID                CRITICALITY    ignore    TYPE    MeasurementID                PRESENCE mandatory }
    |
    { ID    id-Cause                        CRITICALITY    ignore    TYPE    Cause                        PRESENCE mandatory }
    |
    { ID    id-CriticalityDiagnostics        CRITICALITY    ignore    TYPE    CriticalityDiagnostics        PRESENCE optional },
    ...
}

DedicatedMeasurementInitiationFailure-Extensions NBAP-PROTOCOL-EXTENSION ::= {
    ...
}

-- *****
--
-- DEDICATED MEASUREMENT REPORT
--
-- *****

DedicatedMeasurementReport ::= SEQUENCE {
    protocolIEs                ProtocolIE-Container    {{DedicatedMeasurementReport-IEs}},
    protocolExtensions         ProtocolExtensionContainer {{DedicatedMeasurementReport-Extensions}}    OPTIONAL,
    ...
}

DedicatedMeasurementReport-IEs NBAP-PROTOCOL-IES ::= {

```

```

    { ID id-CRNC-CommunicationContextID
      PRESENCE mandatory } |
    { ID id-MeasurementID
      PRESENCE mandatory } |
    { ID id-DedicatedMeasurementObjectType-DM-Rpirt
      PRESENCE mandatory } ,
    ...
  }

DedicatedMeasurementReport-Extensions NBAP-PROTOCOL-EXTENSION ::= {
  ...
}

DedicatedMeasurementObjectType-DM-Rpirt ::= CHOICE {
  rL RL-DM-Rpirt,
  rLS RL-Set-DM-Rpirt,
  all-RL RL-DM-Rpirt,
  all-RLS RL-Set-DM-Rpirt,
  ...
}

RL-DM-Rpirt ::= SEQUENCE {
  rL-InformationList-DM-Rpirt RL-InformationList-DM-Rpirt,
  iE-Extensions ProtocolExtensionContainer { { RLItem-DM-Rpirt-ExtIEs } } OPTIONAL,
  ...
}

RLItem-DM-Rpirt-ExtIEs NBAP-PROTOCOL-EXTENSION ::= {
  ...
}

RL-InformationList-DM-Rpirt ::= SEQUENCE (SIZE (1..maxNrOfRLs)) OF ProtocolIE-Single-Container {{ RL-InformationItemIE-DM-Rpirt }}

RL-InformationItemIE-DM-Rpirt NBAP-PROTOCOL-IES ::= {
  { ID id-RL-InformationItem-DM-Rpirt CRITICALITY ignore TYPE RL-InformationItem-DM-Rpirt PRESENCE mandatory }
}

RL-InformationItem-DM-Rpirt ::= SEQUENCE {
  rL-ID RL-ID,
  dPCH-ID DPCH-ID OPTIONAL,
  dedicatedMeasurementValueInformation DedicatedMeasurementValueInformation,
  iE-Extensions ProtocolExtensionContainer { { RL-InformationItem-DM-Rpirt-ExtIEs } } OPTIONAL,
  ...
}

RL-InformationItem-DM-Rpirt-ExtIEs NBAP-PROTOCOL-EXTENSION ::= {
  {ID id-PUSCH-Info-DM-Rpirt CRITICALITY reject EXTENSION PUSCH-Info-DM-Rpirt PRESENCE optional},
  -- TDD only
  ...
}

PUSCH-Info-DM-Rpirt ::= SEQUENCE (SIZE (0..maxNrOfPUSCHs)) OF PUSCH-ID

RL-Set-DM-Rpirt ::= SEQUENCE {

```

```

    rL-Set-InformationList-DM-Rprt    RL-Set-InformationList-DM-Rprt,
    iE-Extensions                    ProtocolExtensionContainer { { RL-SetItem-DM-Rprt-ExtIEs } }
    ...
}
}
RL-SetItem-DM-Rprt-ExtIEs  NBAP-PROTOCOL-EXTENSION ::= {
    ...
}
RL-Set-InformationList-DM-Rprt ::= SEQUENCE (SIZE (1..maxNrOfRLSets)) OF ProtocolIE-Single-Container { { RL-Set-InformationItemIE-DM-Rprt } }
RL-Set-InformationItemIE-DM-Rprt NBAP-PROTOCOL-IES ::= {
    { ID id-RL-Set-InformationItem-DM-Rprt  CRITICALITY ignore  TYPE RL-Set-InformationItem-DM-Rprt          PRESENCE mandatory }
}
RL-Set-InformationItem-DM-Rprt ::= SEQUENCE {
    rL-Set-ID                    RL-Set-ID,
    dedicatedMeasurementValueInformation  DedicatedMeasurementValueInformation,
    iE-Extensions                ProtocolExtensionContainer { { RL-Set-InformationItem-DM-Rprt-ExtIEs } } OPTIONAL,
    ...
}
RL-Set-InformationItem-DM-Rprt-ExtIEs NBAP-PROTOCOL-EXTENSION ::= {
    ...
}
-- *****
--
-- DEDICATED MEASUREMENT TERMINATION REQUEST
--
-- *****
DedicatedMeasurementTerminationRequest ::= SEQUENCE {
    protocolIEs                ProtocolIE-Container  {{DedicatedMeasurementTerminationRequest-IEs}},
    protocolExtensions         ProtocolExtensionContainer  {{DedicatedMeasurementTerminationRequest-Extensions}}
    ...
}
DedicatedMeasurementTerminationRequest-IEs NBAP-PROTOCOL-IES ::= {
    { ID    id-NodeB-CommunicationContextID          CRITICALITY  ignore          TYPE    NodeB-CommunicationContextID    PRESENCE mandatory }
    |
    { ID    id-MeasurementID                        CRITICALITY  ignore          TYPE    MeasurementID                        PRESENCE
      mandatory },
    ...
}
DedicatedMeasurementTerminationRequest-Extensions NBAP-PROTOCOL-EXTENSION ::= {
    ...
}
-- *****
--
-- DEDICATED MEASUREMENT FAILURE INDICATION
--

```

-- *****

```
DedicatedMeasurementFailureIndication ::= SEQUENCE {
  protocolIEs          ProtocolIE-Container    {{DedicatedMeasurementFailureIndication-IEs}},
  protocolExtensions   ProtocolExtensionContainer {{DedicatedMeasurementFailureIndication-Extensions}}
  ...
}
```

OPTIONAL,

```
DedicatedMeasurementFailureIndication-IEs NBAP-PROTOCOL-IES ::= {
  { ID id-CRNC-CommunicationContextID CRITICALITY ignore TYPE CRNC-CommunicationContextID PRESENCE mandatory } |
  { ID id-MeasurementID CRITICALITY ignore TYPE MeasurementID PRESENCE mandatory } |
  { ID id-Cause CRITICALITY ignore TYPE Cause PRESENCE mandatory } ,
  ...
}
```

```
DedicatedMeasurementFailureIndication-Extensions NBAP-PROTOCOL-EXTENSION ::= {
  ...
}
```

-- *****

-- RADIO LINK FAILURE INDICATION

-- *****

```
RadioLinkFailureIndication ::= SEQUENCE {
  protocolIEs          ProtocolIE-Container    {{RadioLinkFailureIndication-IEs}},
  protocolExtensions   ProtocolExtensionContainer {{RadioLinkFailureIndication-Extensions}}
  ...
}
```

OPTIONAL,

```
RadioLinkFailureIndication-IEs NBAP-PROTOCOL-IES ::= {
  { ID id-CRNC-CommunicationContextID CRITICALITY ignore TYPE CRNC-CommunicationContextID PRESENCE mandatory } |
  { ID id-Reporting-Object-RL-FailureInd CRITICALITY ignore TYPE Reporting-Object-RL-FailureInd PRESENCE mandatory } ,
  ...
}
```

```
RadioLinkFailureIndication-Extensions NBAP-PROTOCOL-EXTENSION ::= {
  ...
}
```

```
Reporting-Object-RL-FailureInd ::= CHOICE {
  rL          RL-RL-FailureInd,
  rL-Set      RL-Set-RL-FailureInd, --FDD only
  ...
  cCTrCH      CCTrCH-RL-FailureInd --TDD only
}
```

```
RL-RL-FailureInd ::= SEQUENCE {
  rL-InformationList-RL-FailureInd RL-InformationList-RL-FailureInd,
```

```

    iE-Extensions          ProtocolExtensionContainer { { RLItem-RL-FailureInd-ExtIEs } }          OPTIONAL,
    ...
}

RLItem-RL-FailureInd-ExtIEs NBAP-PROTOCOL-EXTENSION ::= {
    ...
}

RL-InformationList-RL-FailureInd ::= SEQUENCE (SIZE (1..maxNrOfRLs)) OF ProtocolIE-Single-Container {{ RL-InformationItemIE-RL-FailureInd}}

RL-InformationItemIE-RL-FailureInd NBAP-PROTOCOL-IES ::= {
    { ID id-RL-InformationItem-RL-FailureInd          CRITICALITY ignore          TYPE RL-InformationItem-RL-FailureInd          PRESENCE
    mandatory}
}

RL-InformationItem-RL-FailureInd ::= SEQUENCE {
    rL-ID          RL-ID,
    cause          Cause,
    iE-Extensions ProtocolExtensionContainer { { RL-InformationItem-RL-FailureInd-ExtIEs } }          OPTIONAL,
    ...
}

RL-InformationItem-RL-FailureInd-ExtIEs NBAP-PROTOCOL-EXTENSION ::= {
    ...
}

RL-Set-RL-FailureInd ::= SEQUENCE {
    rL-Set-InformationList-RL-FailureInd          RL-Set-InformationList-RL-FailureInd,
    iE-Extensions          ProtocolExtensionContainer { { RL-SetItem-RL-FailureInd-ExtIEs } }          OPTIONAL,
    ...
}

RL-SetItem-RL-FailureInd-ExtIEs NBAP-PROTOCOL-EXTENSION ::= {
    ...
}

RL-Set-InformationList-RL-FailureInd ::= SEQUENCE (SIZE (1..maxNrOfRLSets)) OF ProtocolIE-Single-Container {{ RL-Set-InformationItemIE-RL-
FailureInd }}

RL-Set-InformationItemIE-RL-FailureInd NBAP-PROTOCOL-IES ::= {
    { ID id-RL-Set-InformationItem-RL-FailureInd          CRITICALITY ignore          TYPE RL-Set-InformationItem-RL-FailureInd          PRESENCE mandatory }
}

RL-Set-InformationItem-RL-FailureInd ::= SEQUENCE {
    rL-Set-ID          RL-Set-ID,
    cause          Cause,
    iE-Extensions          ProtocolExtensionContainer { { RL-Set-InformationItem-RL-FailureInd-ExtIEs } }          OPTIONAL,
    ...
}

RL-Set-InformationItem-RL-FailureInd-ExtIEs NBAP-PROTOCOL-EXTENSION ::= {
    ...
}

```

```

CCTrCH-RL-FailureInd ::= SEQUENCE {
    rL-ID                               RL-ID,
    cCTrCH-InformationList-RL-FailureInd  CCTrCH-InformationList-RL-FailureInd,
    iE-Extensions                       ProtocolExtensionContainer { { CCTrCHItem-RL-FailureInd-ExtIEs } } OPTIONAL,
    ...
}

CCTrCHItem-RL-FailureInd-ExtIEs NBAP-PROTOCOL-EXTENSION ::= {
    ...
}

CCTrCH-InformationList-RL-FailureInd ::= SEQUENCE (SIZE (1..maxNrOfCCTrCHs)) OF ProtocolIE-Single-Container {{ CCTrCH-InformationItemIE-RL-FailureInd}}

CCTrCH-InformationItemIE-RL-FailureInd NBAP-PROTOCOL-IES ::= {
    { ID      id-CCTrCH-InformationItem-RL-FailureInd      CRITICALITY  ignore          TYPE          CCTrCH-InformationItem-RL-
FailureInd      PRESENCE      mandatory}
}

CCTrCH-InformationItem-RL-FailureInd ::= SEQUENCE {
    cCTrCH-ID                               CCTrCH-ID,
    cause                                    Cause,
    iE-Extensions                           ProtocolExtensionContainer { { CCTrCH-InformationItem-RL-FailureInd-ExtIEs } } OPTIONAL,
    ...
}

CCTrCH-InformationItem-RL-FailureInd-ExtIEs NBAP-PROTOCOL-EXTENSION ::= {
    ...
}

-- *****
--
-- RADIO LINK PREEMPTION REQUIRED INDICATION
--
-- *****

RadioLinkPreemptionRequiredIndication ::= SEQUENCE {
    protocolIEs                               ProtocolIE-Container      {{RadioLinkPreemptionRequiredIndication-IEs}},
    protocolExtensions                         ProtocolExtensionContainer {{RadioLinkPreemptionRequiredIndication-Extensions}} OPTIONAL,
    ...
}

RadioLinkPreemptionRequiredIndication-IEs NBAP-PROTOCOL-IES ::= {
    { ID      id-CRNC-CommunicationContextID      CRITICALITY  ignore          TYPE          CRNC-CommunicationContextID
    PRESENCE      mandatory      } |
    { ID id-RL-InformationList-RL-PreemptRequiredInd  CRITICALITY ignore  TYPE RL-InformationList-RL-PreemptRequiredInd  PRESENCE optional },
    ...
}

RadioLinkPreemptionRequiredIndication-Extensions NBAP-PROTOCOL-EXTENSION ::= {
    ...
}

```



```

RL-InformationList-RL-PreemptRequiredInd ::= SEQUENCE (SIZE (1..maxNrOfRLs)) OF ProtocolIE-Single-Container { {RL-InformationItemIE-RL-PreemptRequiredInd}}

RL-InformationItemIE-RL-PreemptRequiredInd NBAP-PROTOCOL-IES ::= {
  { ID id-RL-InformationItem-RL-PreemptRequiredInd CRITICALITY ignore TYPE RL-InformationItem-RL-PreemptRequiredInd PRESENCE mandatory },
  ...
}

RL-InformationItem-RL-PreemptRequiredInd ::= SEQUENCE {
  rL-ID RL-ID,
  iE-Extensions ProtocolExtensionContainer { {RL-InformationItem-RL-PreemptRequiredInd-ExtIEs} } OPTIONAL,
  ...
}

RL-InformationItem-RL-PreemptRequiredInd-ExtIEs NBAP-PROTOCOL-EXTENSION ::= {
  ...
}

-- *****
--
-- RADIO LINK RESTORE INDICATION
--
-- *****

RadioLinkRestoreIndication ::= SEQUENCE {
  protocolIEs ProtocolIE-Container {{RadioLinkRestoreIndication-IEs}},
  protocolExtensions ProtocolExtensionContainer {{RadioLinkRestoreIndication-Extensions}} OPTIONAL,
  ...
}

RadioLinkRestoreIndication-IEs NBAP-PROTOCOL-IES ::= {
  { ID id-CRNC-CommunicationContextID CRITICALITY ignore TYPE CRNC-CommunicationContextID PRESENCE mandatory } |
  { ID id-Reporting-Object-RL-RestoreInd CRITICALITY ignore TYPE Reporting-Object-RL-RestoreInd PRESENCE mandatory },
  ...
}

RadioLinkRestoreIndication-Extensions NBAP-PROTOCOL-EXTENSION ::= {
  ...
}

Reporting-Object-RL-RestoreInd ::= CHOICE {
  rL RL-RL-RestoreInd,
  rL-Set RL-Set-RL-RestoreInd, --FDD only
  ...,
  cCTrCH CCTrCH-RL-RestoreInd --TDD only
}

RL-RL-RestoreInd ::= SEQUENCE {
  rL-InformationList-RL-RestoreInd RL-InformationList-RL-RestoreInd,
  iE-Extensions ProtocolExtensionContainer { { RLItem-RL-RestoreInd-ExtIEs } } OPTIONAL,
  ...
}

```

```

}
RLItem-RL-RestoreInd-ExtIEs NBAP-PROTOCOL-EXTENSION ::= {
  ...
}
RL-InformationList-RL-RestoreInd ::= SEQUENCE (SIZE (1..maxNrOfRLs)) OF ProtocolIE-Single-Container {{RL-InformationItemIE-RL-RestoreInd}}
RL-InformationItemIE-RL-RestoreInd NBAP-PROTOCOL-IES ::= {
  { ID id-RL-InformationItem-RL-RestoreInd CRITICALITY ignore TYPE RL-InformationItem-RL-RestoreInd PRESENCE
    mandatory}
}
RL-InformationItem-RL-RestoreInd ::= SEQUENCE {
  rL-ID RL-ID,
  iE-Extensions ProtocolExtensionContainer { { RL-InformationItem-RL-RestoreInd-ExtIEs } } OPTIONAL,
  ...
}
RL-InformationItem-RL-RestoreInd-ExtIEs NBAP-PROTOCOL-EXTENSION ::= {
  ...
}
RL-Set-RL-RestoreInd ::= SEQUENCE {
  rL-Set-InformationList-RL-RestoreInd RL-Set-InformationList-RL-RestoreInd,
  iE-Extensions ProtocolExtensionContainer { { RL-SetItem-RL-RestoreInd-ExtIEs } } OPTIONAL,
  ...
}
RL-SetItem-RL-RestoreInd-ExtIEs NBAP-PROTOCOL-EXTENSION ::= {
  ...
}
RL-Set-InformationList-RL-RestoreInd ::= SEQUENCE (SIZE (1..maxNrOfRLSets)) OF ProtocolIE-Single-Container {{ RL-Set-InformationItemIE-RL-RestoreInd }}
RL-Set-InformationItemIE-RL-RestoreInd NBAP-PROTOCOL-IES ::= {
  { ID id-RL-Set-InformationItem-RL-RestoreInd CRITICALITY ignore TYPE RL-Set-InformationItem-RL-RestoreInd PRESENCE mandatory }
}
RL-Set-InformationItem-RL-RestoreInd ::= SEQUENCE {
  rL-Set-ID RL-Set-ID,
  iE-Extensions ProtocolExtensionContainer { { RL-Set-InformationItem-RL-RestoreInd-ExtIEs } } OPTIONAL,
  ...
}
RL-Set-InformationItem-RL-RestoreInd-ExtIEs NBAP-PROTOCOL-EXTENSION ::= {
  ...
}
CCTrCH-RL-RestoreInd ::= SEQUENCE {
  rL-ID RL-ID,
  cCTrCH-InformationList-RL-RestoreInd CCTrCH-InformationList-RL-RestoreInd,
  iE-Extensions ProtocolExtensionContainer { { CCTrCHItem-RL-RestoreInd-ExtIEs } } OPTIONAL,
}

```

```

    ...
  }
CCTrCHItem-RL-RestoreInd-ExtIEs NBAP-PROTOCOL-EXTENSION ::= {
  ...
}
CCTrCH-InformationList-RL-RestoreInd ::= SEQUENCE (SIZE (1..maxNrOfCCTrCHs)) OF ProtocolIE-Single-Container {{ CCTrCH-InformationItemIE-RL-RestoreInd}}
CCTrCH-InformationItemIE-RL-RestoreInd NBAP-PROTOCOL-IES ::= {
  { ID      id-CCTrCH-InformationItem-RL-RestoreInd      CRITICALITY  ignore      TYPE      CCTrCH-InformationItem-RL-RestoreInd
  PRESENCE  mandatory}
}
CCTrCH-InformationItem-RL-RestoreInd ::= SEQUENCE {
  cCCTrCH-ID      CCTrCH-ID,
  iE-Extensions   ProtocolExtensionContainer { { CCTrCH-InformationItem-RL-RestoreInd-ExtIEs } }  OPTIONAL,
  ...
}
CCTrCH-InformationItem-RL-RestoreInd-ExtIEs NBAP-PROTOCOL-EXTENSION ::= {
  ...
}
-- *****
--
-- COMPRESSED MODE COMMAND FDD
--
-- *****

CompressedModeCommand ::= SEQUENCE {
  protocolIEs      ProtocolIE-Container  {{CompressedModeCommand-IEs}},
  protocolExtensions ProtocolExtensionContainer  {{CompressedModeCommand-Extensions}}  OPTIONAL,
  ...
}
CompressedModeCommand-IEs NBAP-PROTOCOL-IES ::= {
  { ID      id-NodeB-CommunicationContextID      CRITICALITY  ignore      TYPE      NodeB-CommunicationContextID      PRESENCE
  mandatory } |
  { ID      id-Active-Pattern-Sequence-Information CRITICALITY  ignore      TYPE      Active-Pattern-Sequence-Information PRESENCE
  mandatory },
  ...
}
CompressedModeCommand-Extensions NBAP-PROTOCOL-EXTENSION ::= {
  ...
}

```

```

}

-- *****
--
-- ERROR INDICATION
--
-- *****

ErrorIndication ::= SEQUENCE {
    protocolIEs          ProtocolIE-Container    {{ErrorIndication-IEs}},
    protocolExtensions   ProtocolExtensionContainer {{ErrorIndication-Extensions}}    OPTIONAL,
    ...
}

ErrorIndication-IEs NBAP-PROTOCOL-IES ::= {
    { ID      id-CRNC-CommunicationContextID      CRITICALITY  ignore      TYPE      CRNC-CommunicationContextID      PRESENCE optional } |
    { ID      id-NodeB-CommunicationContextID     CRITICALITY  ignore      TYPE      NodeB-CommunicationContextID      PRESENCE optional } |
    { ID      id-Cause                             CRITICALITY  ignore      TYPE      Cause                             PRESENCE
optional } |
    { ID      id-CriticalityDiagnostics           CRITICALITY  ignore      TYPE      CriticalityDiagnostics             PRESENCE optional },
    ...
}

ErrorIndication-Extensions NBAP-PROTOCOL-EXTENSION ::= {
    ...
}

-- *****
--
-- PRIVATE MESSAGE
--
-- *****

PrivateMessage ::= SEQUENCE {
    privateIEs          PrivateIE-Container {{PrivateMessage-IEs}},
    ...
}

PrivateMessage-IEs NBAP-PRIVATE-IES ::= {
    ...
}

-- *****
--
-- PHYSICAL SHARED CHANNEL RECONFIGURATION REQUEST FDD
--
-- *****

PhysicalSharedChannelReconfigurationRequestFDD ::= SEQUENCE {
    protocolIEs          ProtocolIE-Container    {{PhysicalSharedChannelReconfigurationRequestFDD-IEs}},
    protocolExtensions   ProtocolExtensionContainer {{PhysicalSharedChannelReconfigurationRequestFDD-Extensions}}    OPTIONAL,
    ...
}

```

```

PhysicalSharedChannelReconfigurationRequestFDD-IEs NBAP-PROTOCOL-IES ::= {
  { ID id-C-ID CRITICALITY reject TYPE C-ID PRESENCE
  mandatory } |
  { ID id-SFN CRITICALITY reject TYPE SFN PRESENCE
  optional } |
  { ID id-HS-PDSCH-HS-SCCH-MaxPower-PSCH-ReconfRqst CRITICALITY reject TYPE MaximumTransmissionPower PRESENCE
  optional } |
  { ID id-HS-PDSCH-HS-SCCH-ScramblingCode-PSCH-ReconfRqst CRITICALITY reject TYPE DL-ScramblingCode PRESENCE
  optional } |
  { ID id-HS-PDSCH-FDD-Code-Information-PSCH-ReconfRqst CRITICALITY reject TYPE HS-PDSCH-FDD-Code-Information PRESENCE
  optional } |
  { ID id-HS-SCCH-FDD-Code-Information-PSCH-ReconfRqst CRITICALITY reject TYPE HS-SCCH-FDD-Code-Information PRESENCE
  optional },
  ...
}

```

```

PhysicalSharedChannelReconfigurationRequestFDD-Extensions NBAP-PROTOCOL-EXTENSION ::= {
  ...
}

```

```

-- *****
--
-- PHYSICAL SHARED CHANNEL RECONFIGURATION REQUEST TDD
--
-- *****

```

```

PhysicalSharedChannelReconfigurationRequestTDD ::= SEQUENCE {
  protocolIEs ProtocolIE-Container {{PhysicalSharedChannelReconfigurationRequestTDD-IEs}},
  protocolExtensions ProtocolExtensionContainer {{PhysicalSharedChannelReconfigurationRequestTDD-Extensions}} OPTIONAL,
  ...
}

```

```

PhysicalSharedChannelReconfigurationRequestTDD-IEs NBAP-PROTOCOL-IES ::= {
  { ID id-C-ID CRITICALITY reject TYPE C-ID PRESENCE mandatory } |
  { ID id-SFN CRITICALITY reject TYPE SFN PRESENCE optional } |
  { ID id-PDSCHSets-AddList-PSCH-ReconfRqst CRITICALITY reject TYPE PDSCHSets-AddList-PSCH-ReconfRqst PRESENCE
  optional } |
  { ID id-PDSCHSets-ModifyList-PSCH-ReconfRqst CRITICALITY reject TYPE PDSCHSets-ModifyList-PSCH-ReconfRqst PRESENCE
  optional } |
  { ID id-PDSCHSets-DeleteList-PSCH-ReconfRqst CRITICALITY reject TYPE PDSCHSets-DeleteList-PSCH-ReconfRqst PRESENCE
  optional } |
  { ID id-PUSCHSets-AddList-PSCH-ReconfRqst CRITICALITY reject TYPE PUSCHSets-AddList-PSCH-ReconfRqst PRESENCE
  optional } |
  { ID id-PUSCHSets-ModifyList-PSCH-ReconfRqst CRITICALITY reject TYPE PUSCHSets-ModifyList-PSCH-ReconfRqst PRESENCE
  optional } |
  { ID id-PUSCHSets-DeleteList-PSCH-ReconfRqst CRITICALITY reject TYPE PUSCHSets-DeleteList-PSCH-ReconfRqst PRESENCE
  optional },
  ...
}

```

```

PhysicalSharedChannelReconfigurationRequestTDD-Extensions NBAP-PROTOCOL-EXTENSION ::= {

```

```

    { ID      id-HS-PDSCH-TDD-Information-PSCH-ReconfRqst      CRITICALITY  reject      EXTENSION  HS-PDSCH-TDD-Information-PSCH-ReconfRqst
  PRESENCE  optional      } |
    { ID      id-Add-To-HS-SCCH-Resource-Pool-PSCH-ReconfRqst  CRITICALITY  reject      EXTENSION  Add-To-HS-SCCH-Resource-Pool-PSCH-ReconfRqst
  PRESENCE  optional      } |
    { ID      id-Modify-HS-SCCH-Resource-Pool-PSCH-ReconfRqst  CRITICALITY  reject      EXTENSION  Modify-HS-SCCH-Resource-Pool-PSCH-ReconfRqst
  PRESENCE  optional      } |
    { ID      id-Delete-From-HS-SCCH-Resource-Pool-PSCH-ReconfRqst  CRITICALITY  reject      EXTENSION  Delete-From-HS-SCCH-Resource-Pool-PSCH-
ReconfRqst  PRESENCE  optional      },
    ...
}

PDSCHSets-AddList-PSCH-ReconfRqst ::= SEQUENCE (SIZE (1..maxNrOfPDSCHSets)) OF PDSCHSets-AddItem-PSCH-ReconfRqst

PDSCHSets-AddItem-PSCH-ReconfRqst ::= SEQUENCE {
  pDSCHSet-ID                PDSCHSet-ID,
  pDSCH-InformationList      PDSCH-Information-AddList-PSCH-ReconfRqst  OPTIONAL,
  iE-Extensions              ProtocolExtensionContainer { {PDSCHSets-AddItem-PSCH-ReconfRqst-ExtIEs} }  OPTIONAL,
  ...
}

PDSCHSets-AddItem-PSCH-ReconfRqst-ExtIEs NBAP-PROTOCOL-EXTENSION ::= {
  {ID id-PDSCH-AddInformation-LCR-PSCH-ReconfRqst      CRITICALITY reject      EXTENSION  PDSCH-AddInformation-LCR-PSCH-ReconfRqst      PRESENCE
  optional},
  ...
}

PDSCH-Information-AddList-PSCH-ReconfRqst ::= ProtocolIE-Single-Container {{ PDSCH-Information-AddListIEs-PSCH-ReconfRqst }} -- Mandatory for
3.84Mcps TDD only

PDSCH-Information-AddListIEs-PSCH-ReconfRqst NBAP-PROTOCOL-IES ::= {
  {ID id-PDSCH-Information-AddListIE-PSCH-ReconfRqst  CRITICALITY reject      TYPE      PDSCH-Information-AddItem-PSCH-ReconfRqst      PRESENCE
  mandatory}
}

PDSCH-Information-AddItem-PSCH-ReconfRqst ::= SEQUENCE {
  repetitionPeriod          RepetitionPeriod,
  repetitionLength          RepetitionLength,
  tdd-PhysicalChannelOffset TDD-PhysicalChannelOffset,
  dL-Timeslot-InformationAddList-PSCH-ReconfRqst      DL-Timeslot-InformationAddList-PSCH-ReconfRqst,
  iE-Extensions            ProtocolExtensionContainer { {PDSCH-Information-AddItem-PSCH-ReconfRqst-ExtIEs} }  OPTIONAL,
  ...
}

PDSCH-Information-AddItem-PSCH-ReconfRqst-ExtIEs NBAP-PROTOCOL-EXTENSION ::= {
  ...
}

DL-Timeslot-InformationAddList-PSCH-ReconfRqst ::= SEQUENCE (SIZE (1.. maxNrOfDLTSs)) OF DL-Timeslot-InformationAddItem-PSCH-ReconfRqst

DL-Timeslot-InformationAddItem-PSCH-ReconfRqst ::= SEQUENCE {
  timeSlot                  TimeSlot,
  midambleShiftAndBurstType MidambleShiftAndBurstType,
  tFCI-Presence             TFCI-Presence,
  dL-Code-InformationAddList-PSCH-ReconfRqst      DL-Code-InformationAddList-PSCH-ReconfRqst,
}

```

```

    iE-Extensions          ProtocolExtensionContainer { { DL-Timeslot-InformationAddItem-PSCH-ReconfRqst-ExtIEs } }    OPTIONAL,
    ...
}

DL-Timeslot-InformationAddItem-PSCH-ReconfRqst-ExtIEs NBAP-PROTOCOL-EXTENSION ::= {
    ...
}

DL-Code-InformationAddList-PSCH-ReconfRqst ::= SEQUENCE (SIZE (1..maxNrOfULTSs)) OF DL-Code-InformationAddItem-PSCH-ReconfRqst

DL-Code-InformationAddItem-PSCH-ReconfRqst ::= SEQUENCE {
    pDSCH-ID                PDSCH-ID,
    tdd-ChannelisationCode  TDD-ChannelisationCode,
    iE-Extensions          ProtocolExtensionContainer { { DL-Code-InformationAddItem-PSCH-ReconfRqst-ExtIEs } }    OPTIONAL,
    ...
}

DL-Code-InformationAddItem-PSCH-ReconfRqst-ExtIEs NBAP-PROTOCOL-EXTENSION ::= {
    ...
}

PDSCH-AddInformation-LCR-PSCH-ReconfRqst ::= ProtocolIE-Single-Container {{ PDSCH-AddInformation-LCR-AddListIEs-PSCH-ReconfRqst }} -- Mandatory
for 1.28Mcps TDD only

PDSCH-AddInformation-LCR-AddListIEs-PSCH-ReconfRqst NBAP-PROTOCOL-IES ::= {
    {ID id-PDSCH-AddInformation-LCR-AddListIE-PSCH-ReconfRqst    CRITICALITY reject        TYPE        PDSCH-AddInformation-LCR-AddItem-PSCH-ReconfRqst
    PRESENCE optional}
}

PDSCH-AddInformation-LCR-AddItem-PSCH-ReconfRqst ::= SEQUENCE {
    repetitionPeriod        RepetitionPeriod,
    repetitionLength        RepetitionLength,
    tdd-PhysicalChannelOffset  TDD-PhysicalChannelOffset,
    dL-Timeslot-InformationAddList-LCR-PSCH-ReconfRqst          DL-Timeslot-InformationAddList-LCR-PSCH-ReconfRqst,
    iE-Extensions          ProtocolExtensionContainer { {PDSCH-AddInformation-LCR-AddItem-PSCH-ReconfRqst-ExtIEs} }
    OPTIONAL,
    ...
}

PDSCH-AddInformation-LCR-AddItem-PSCH-ReconfRqst-ExtIEs NBAP-PROTOCOL-EXTENSION ::= {
    ...
}

DL-Timeslot-InformationAddList-LCR-PSCH-ReconfRqst ::= SEQUENCE (SIZE (1.. maxNrOfDLTSLCRs)) OF DL-Timeslot-InformationAddItem-LCR-PSCH-ReconfRqst

DL-Timeslot-InformationAddItem-LCR-PSCH-ReconfRqst ::= SEQUENCE {
    timeSlotLCR                TimeSlotLCR,
    midambleShiftLCR          MidambleShiftLCR,
    tFCI-Presence              TFCI-Presence,
    dL-Code-InformationAddList-LCR-PSCH-ReconfRqst          DL-Code-InformationAddList-LCR-PSCH-ReconfRqst,
    iE-Extensions          ProtocolExtensionContainer { { DL-Timeslot-InformationAddItem-LCR-PSCH-ReconfRqst-ExtIEs } }
    OPTIONAL,
    ...
}

```

```

DL-Timeslot-InformationAddItem-LCR-PSCH-ReconfRqst-ExtIEs NBAP-PROTOCOL-EXTENSION ::= {
  ...
}

DL-Code-InformationAddList-LCR-PSCH-ReconfRqst ::= SEQUENCE (SIZE (1..maxNrOfULTSs)) OF DL-Code-InformationAddItem-LCR-PSCH-ReconfRqst

DL-Code-InformationAddItem-LCR-PSCH-ReconfRqst ::= SEQUENCE {
  pDSCH-ID                PDSCH-ID,
  tdd-ChannelisationCodeLCR TDD-ChannelisationCodeLCR,
  iE-Extensions           ProtocolExtensionContainer { { DL-Code-InformationAddItem-LCR-PSCH-ReconfRqst-ExtIEs } } OPTIONAL,
  ...
}

DL-Code-InformationAddItem-LCR-PSCH-ReconfRqst-ExtIEs NBAP-PROTOCOL-EXTENSION ::= {
  ...
}

PDSCHSets-ModifyList-PSCH-ReconfRqst ::= SEQUENCE (SIZE (1..maxNrOfPDSCHSets)) OF PDSCHSets-ModifyItem-PSCH-ReconfRqst

PDSCHSets-ModifyItem-PSCH-ReconfRqst ::= SEQUENCE {
  pDSCHSet-ID                PDSCHSet-ID,
  pDSCH-InformationList      PDSCH-Information-ModifyList-PSCH-ReconfRqst,
  iE-Extensions             ProtocolExtensionContainer { {PDSCHSets-ModifyItem-PSCH-ReconfRqst-ExtIEs} } OPTIONAL,
  ...
}

PDSCHSets-ModifyItem-PSCH-ReconfRqst-ExtIEs NBAP-PROTOCOL-EXTENSION ::= {
  {ID id-PDSCH-ModifyInformation-LCR-PSCH-ReconfRqst CRITICALITY reject EXTENSION PDSCH-ModifyInformation-LCR-PSCH-ReconfRqst
  PRESENCE optional}, -- Mandatory for 1.28Mcps TDD only
  ...
}

PDSCH-Information-ModifyList-PSCH-ReconfRqst ::= ProtocolIE-Single-Container {{ PDSCH-Information-ModifyListIEs-PSCH-ReconfRqst }}

PDSCH-Information-ModifyListIEs-PSCH-ReconfRqst NBAP-PROTOCOL-IES ::= {
  {ID id-PDSCH-Information-ModifyListIE-PSCH-ReconfRqst CRITICALITY reject TYPE PDSCH-Information-ModifyItem-PSCH-ReconfRqst
  PRESENCE optional} -- Mandatory for 3.84Mcps TDD only
}

PDSCH-Information-ModifyItem-PSCH-ReconfRqst ::= SEQUENCE {
  repetitionPeriod          RepetitionPeriod OPTIONAL,
  repetitionLength          RepetitionLength OPTIONAL,
  tdd-PhysicalChannelOffset TDD-PhysicalChannelOffset OPTIONAL,
  dL-Timeslot-InformationModifyList-PSCH-ReconfRqst DL-Timeslot-InformationModifyList-PSCH-ReconfRqst OPTIONAL,
  iE-Extensions             ProtocolExtensionContainer { {PDSCH-Information-ModifyItem-PSCH-ReconfRqst-ExtIEs} } OPTIONAL,
  ...
}

PDSCH-Information-ModifyItem-PSCH-ReconfRqst-ExtIEs NBAP-PROTOCOL-EXTENSION ::= {
  ...
}

DL-Timeslot-InformationModifyList-PSCH-ReconfRqst ::= SEQUENCE (SIZE (1.. maxNrOfDLTSs)) OF DL-Timeslot-InformationModifyItem-PSCH-ReconfRqst

```



```

DL-Timeslot-InformationModifyItem-PSCH-ReconfRqst ::= SEQUENCE {
    timeSlot                TimeSlot,
    midambleShiftAndBurstType MidambleShiftAndBurstType OPTIONAL,
    tFCI-Presence           TFCI-Presence OPTIONAL,
    dL-Code-InformationModifyList-PSCH-ReconfRqst DL-Code-InformationModifyList-PSCH-ReconfRqst OPTIONAL,
    iE-Extensions          ProtocolExtensionContainer { { DL-Timeslot-InformationModifyItem-PSCH-ReconfRqst-ExtIEs } }
    OPTIONAL,
    ...
}

DL-Timeslot-InformationModifyItem-PSCH-ReconfRqst-ExtIEs NBAP-PROTOCOL-EXTENSION ::= {
    ...
}

DL-Code-InformationModifyList-PSCH-ReconfRqst ::= SEQUENCE (SIZE (1..maxNrOfPDSCHs)) OF DL-Code-InformationModifyItem-PSCH-ReconfRqst

DL-Code-InformationModifyItem-PSCH-ReconfRqst ::= SEQUENCE {
    pDSCH-ID                PDSCH-ID,
    tdd-ChannelisationCode  TDD-ChannelisationCode,
    iE-Extensions          ProtocolExtensionContainer { { DL-Code-InformationModifyItem-PSCH-ReconfRqst-ExtIEs } } OPTIONAL,
    ...
}

DL-Code-InformationModifyItem-PSCH-ReconfRqst-ExtIEs NBAP-PROTOCOL-EXTENSION ::= {
    ...
}

PDSCH-ModifyInformation-LCR-PSCH-ReconfRqst NBAP-PROTOCOL-IES ::= {
    {ID id-PDSCH-ModifyInformation-LCR-ModifyListIE-PSCH-ReconfRqst CRITICALITY reject TYPE PDSCH-ModifyInformation-LCR-
    ModifyItem-PSCH-ReconfRqst PRESENCE mandatory}
}

PDSCH-ModifyInformation-LCR-ModifyItem-PSCH-ReconfRqst ::= SEQUENCE {
    repetitionPeriod      RepetitionPeriod OPTIONAL,
    repetitionLength      RepetitionLength OPTIONAL,
    tdd-PhysicalChannelOffset TDD-PhysicalChannelOffset OPTIONAL,
    dL-Timeslot-LCR-InformationModifyList-PSCH-ReconfRqst DL-Timeslot-LCR-InformationModifyList-PSCH-ReconfRqst OPTIONAL,
    iE-Extensions        ProtocolExtensionContainer { {PDSCH-ModifyInformation-LCR-ModifyListIE-PSCH-ReconfRqst-ExtIEs} }
    OPTIONAL,
    ...
}

PDSCH-ModifyInformation-LCR-ModifyListIE-PSCH-ReconfRqst-ExtIEs NBAP-PROTOCOL-EXTENSION ::= {
    ...
}

DL-Timeslot-LCR-InformationModifyList-PSCH-ReconfRqst ::= SEQUENCE (SIZE (1.. maxNrOfDLTSLCRs)) OF DL-Timeslot-InformationModifyItem-PSCH-
ReconfRqst

DL-Timeslot-LCR-InformationModifyItem-PSCH-ReconfRqst ::= SEQUENCE {
    timeSlotLCR            TimeSlotLCR,
    midambleShiftLCR      MidambleShiftLCR OPTIONAL,
    tFCI-Presence          TFCI-Presence OPTIONAL,
}

```

```

    dL-Code-LCR-InformationModifyList-PSCH-ReconfRqst      DL-Code-LCR-InformationModifyList-PSCH-ReconfRqst      OPTIONAL,
    iE-Extensions                                         ProtocolExtensionContainer { { DL-Timeslot-LCR-InformationModifyItem-PSCH-ReconfRqst-ExtIEs} }
OPTIONAL,
    ...
}

DL-Timeslot-LCR-InformationModifyItem-PSCH-ReconfRqst-ExtIEs NBAP-PROTOCOL-EXTENSION ::= {
    ...
}

DL-Code-LCR-InformationModifyList-PSCH-ReconfRqst ::= SEQUENCE (SIZE (1..maxNrOfPDSCHs)) OF DL-Code-InformationModifyItem-PSCH-ReconfRqst

DL-Code-LCR-InformationModifyItem-PSCH-ReconfRqst ::= SEQUENCE {
    pDSCH-ID                                             PDSCH-ID,
    tdd-ChannelisationCodeLCR                          TDD-ChannelisationCodeLCR,
    iE-Extensions                                       ProtocolExtensionContainer { { DL-Code-LCR-InformationModifyItem-PSCH-ReconfRqst-ExtIEs} }
OPTIONAL,
    ...
}

DL-Code-LCR-InformationModifyItem-PSCH-ReconfRqst-ExtIEs NBAP-PROTOCOL-EXTENSION ::= {
    ...
}

PDSCHSets-DeleteList-PSCH-ReconfRqst ::= SEQUENCE (SIZE (1..maxNrOfPDSCHSets)) OF PDSCHSets-DeleteItem-PSCH-ReconfRqst

PDSCHSets-DeleteItem-PSCH-ReconfRqst ::= SEQUENCE {
    pDSCHSet-ID                                         PDSCHSet-ID,
    iE-Extensions                                       ProtocolExtensionContainer { {PDSCHSets-DeleteItem-PSCH-ReconfRqst-ExtIEs} }    OPTIONAL,
    ...
}

PDSCHSets-DeleteItem-PSCH-ReconfRqst-ExtIEs NBAP-PROTOCOL-EXTENSION ::= {
    ...
}

PUSCHSets-AddList-PSCH-ReconfRqst ::= SEQUENCE (SIZE (1..maxNrOfPUSCHSets)) OF PUSCHSets-AddItem-PSCH-ReconfRqst

PUSCHSets-AddItem-PSCH-ReconfRqst ::= SEQUENCE {
    pUSCHSet-ID                                         PUSCHSet-ID,
    pUSCH-InformationList                               PUSCH-Information-AddList-PSCH-ReconfRqst    OPTIONAL,
    iE-Extensions                                       ProtocolExtensionContainer { {PUSCHSets-AddItem-PSCH-ReconfRqst-ExtIEs} }    OPTIONAL,
    ...
}

PUSCHSets-AddItem-PSCH-ReconfRqst-ExtIEs NBAP-PROTOCOL-EXTENSION ::= {
    {ID id-PUSCH-AddInformation-LCR-PSCH-ReconfRqst      CRITICALITY reject      EXTENSION      PUSCH-AddInformation-LCR-PSCH-ReconfRqst      PRESENCE
optional}, -- Mandatory for 1.28Mcps TDD only
    ...
}

PUSCH-Information-AddList-PSCH-ReconfRqst ::= ProtocolIE-Single-Container {{ PUSCH-Information-AddListIEs-PSCH-ReconfRqst }} -- Mandatory for
3.84Mcps TDD only

```

```

PUSCH-Information-AddListIEs-PSCH-ReconfRqst NBAP-PROTOCOL-IES ::= {
  {ID id-PUSCH-Information-AddListIE-PSCH-ReconfRqst CRITICALITY reject TYPE PUSCH-Information-AddItem-PSCH-ReconfRqst PRESENCE
  mandatory}
}

PUSCH-Information-AddItem-PSCH-ReconfRqst ::= SEQUENCE {
  repetitionPeriod RepetitionPeriod,
  repetitionLength RepetitionLength,
  tdd-PhysicalChannelOffset TDD-PhysicalChannelOffset,
  uL-Timeslot-InformationAddList-PSCH-ReconfRqst UL-Timeslot-InformationAddList-PSCH-ReconfRqst,
  iE-Extensions ProtocolExtensionContainer { {PUSCH-Information-AddItem-PSCH-ReconfRqst-ExtIEs} } OPTIONAL,
  ...
}

PUSCH-Information-AddItem-PSCH-ReconfRqst-ExtIEs NBAP-PROTOCOL-EXTENSION ::= {
  ...
}

UL-Timeslot-InformationAddList-PSCH-ReconfRqst ::= SEQUENCE (SIZE (1..maxNrOfULTSs)) OF UL-Timeslot-InformationAddItem-PSCH-ReconfRqst

UL-Timeslot-InformationAddItem-PSCH-ReconfRqst ::= SEQUENCE {
  timeSlot TimeSlot,
  midambleShiftAndBurstType MidambleShiftAndBurstType,
  tFCI-Presence TFCI-Presence,
  uL-Code-InformationAddList-PSCH-ReconfRqst UL-Code-InformationAddList-PSCH-ReconfRqst,
  iE-Extensions ProtocolExtensionContainer { { UL-Timeslot-InformationAddItem-PSCH-ReconfRqst-ExtIEs} } OPTIONAL,
  ...
}

UL-Timeslot-InformationAddItem-PSCH-ReconfRqst-ExtIEs NBAP-PROTOCOL-EXTENSION ::= {
  ...
}

UL-Code-InformationAddList-PSCH-ReconfRqst ::= SEQUENCE (SIZE (1..maxNrOfPDSCHs)) OF UL-Code-InformationAddItem-PSCH-ReconfRqst

UL-Code-InformationAddItem-PSCH-ReconfRqst ::= SEQUENCE {
  pUSCH-ID PUSCH-ID,
  tdd-ChannelisationCode TDD-ChannelisationCode,
  iE-Extensions ProtocolExtensionContainer { { UL-Code-InformationAddItem-PSCH-ReconfRqst-ExtIEs} } OPTIONAL,
  ...
}

UL-Code-InformationAddItem-PSCH-ReconfRqst-ExtIEs NBAP-PROTOCOL-EXTENSION ::= {
  ...
}

PUSCH-AddInformation-LCR-PSCH-ReconfRqst ::= ProtocolIE-Single-Container {{ PUSCH-AddInformation-LCR-AddListIEs-PSCH-ReconfRqst }}

PUSCH-AddInformation-LCR-AddListIEs-PSCH-ReconfRqst NBAP-PROTOCOL-IES ::= {
  {ID id-PUSCH-AddInformation-LCR-AddListIE-PSCH-ReconfRqst CRITICALITY reject TYPE PUSCH-AddInformation-LCR-AddItem-PSCH-ReconfRqst
  PRESENCE optional}
}

PUSCH-AddInformation-LCR-AddItem-PSCH-ReconfRqst ::= SEQUENCE {

```

```

    repetitionPeriod                RepetitionPeriod,
    repetitionLength                RepetitionLength,
    tdd-PhysicalChannelOffset       TDD-PhysicalChannelOffset,
    uL-Timeslot-InformationAddList-LCR-PSCH-ReconfRqst    UL-Timeslot-InformationAddList-LCR-PSCH-ReconfRqst,
    iE-Extensions                   ProtocolExtensionContainer { {PUSCH-AddInformation-LCR-AddItem-PSCH-ReconfRqst-ExtIEs} }
    OPTIONAL,
    ...
}

PUSCH-AddInformation-LCR-AddItem-PSCH-ReconfRqst-ExtIEs NBAP-PROTOCOL-EXTENSION ::= {
    ...
}

UL-Timeslot-InformationAddList-LCR-PSCH-ReconfRqst ::= SEQUENCE (SIZE (1..maxNrOfDLTSLCRs)) OF UL-Timeslot-InformationAddItem-LCR-PSCH-ReconfRqst

UL-Timeslot-InformationAddItem-LCR-PSCH-ReconfRqst ::= SEQUENCE {
    timeSlotLCR                    TimeSlotLCR,
    midambleShiftLCR              MidambleShiftLCR,
    tFCI-Presence                 TFCI-Presence,
    uL-Code-InformationAddList-LCR-PSCH-ReconfRqst    UL-Code-InformationAddList-LCR-PSCH-ReconfRqst,
    iE-Extensions                 ProtocolExtensionContainer { { UL-Timeslot-InformationAddItem-LCR-PSCH-ReconfRqst-ExtIEs} }
    OPTIONAL,
    ...
}

UL-Timeslot-InformationAddItem-LCR-PSCH-ReconfRqst-ExtIEs NBAP-PROTOCOL-EXTENSION ::= {
    ...
}

UL-Code-InformationAddList-LCR-PSCH-ReconfRqst ::= SEQUENCE (SIZE (1..maxNrOfULTSs)) OF UL-Code-InformationAddItem-LCR-PSCH-ReconfRqst

UL-Code-InformationAddItem-LCR-PSCH-ReconfRqst ::= SEQUENCE {
    pUSCH-ID                      PUSCH-ID,
    tdd-ChannelisationCodeLCR     TDD-ChannelisationCodeLCR,
    iE-Extensions                 ProtocolExtensionContainer { { UL-Code-InformationAddItem-LCR-PSCH-ReconfRqst-ExtIEs} }    OPTIONAL,
    ...
}

UL-Code-InformationAddItem-LCR-PSCH-ReconfRqst-ExtIEs NBAP-PROTOCOL-EXTENSION ::= {
    ...
}

PUSCHSets-ModifyList-PSCH-ReconfRqst ::= SEQUENCE (SIZE (1..maxNrOfPUSCHSets)) OF PUSCHSets-ModifyItem-PSCH-ReconfRqst

PUSCHSets-ModifyItem-PSCH-ReconfRqst ::= SEQUENCE {
    pUSCHSet-ID                  PUSCHSet-ID,
    pUSCH-InformationList        PUSCH-Information-ModifyList-PSCH-ReconfRqst    OPTIONAL,
    iE-Extensions                ProtocolExtensionContainer { {PUSCHSets-ModifyItem-PSCH-ReconfRqst-ExtIEs} }    OPTIONAL,
    ...
}

PUSCHSets-ModifyItem-PSCH-ReconfRqst-ExtIEs NBAP-PROTOCOL-EXTENSION ::= {
    {ID id-PUSCH-ModifyInformation-LCR-PSCH-ReconfRqst CRITICALITY reject EXTENSION PUSCH-ModifyInformation-LCR-PSCH-ReconfRqst
    PRESENCE optional}, -- For 1.28Mcps TDD only

```

```

}
...
}
PUSCH-Information-ModifyList-PSCH-ReconfRqst ::= ProtocolIE-Single-Container {{ PUSCH-Information-ModifyListIEs-PSCH-ReconfRqst }} -- For
3.84Mcps TDD only

PUSCH-Information-ModifyListIEs-PSCH-ReconfRqst NBAP-PROTOCOL-IES ::= {
  {ID id-PUSCH-Information-ModifyListIE-PSCH-ReconfRqst  CRITICALITY reject      TYPE      PUSCH-Information-ModifyItem-PSCH-ReconfRqst
  PRESENCE      mandatory}
}

PUSCH-Information-ModifyItem-PSCH-ReconfRqst ::= SEQUENCE {
  repetitionPeriod          RepetitionPeriod          OPTIONAL,
  repetitionLength          RepetitionLength          OPTIONAL,
  tdd-PhysicalChannelOffset TDD-PhysicalChannelOffset OPTIONAL,
  uL-Timeslot-InformationModifyList-PSCH-ReconfRqst  UL-Timeslot-InformationModifyList-PSCH-ReconfRqst  OPTIONAL,
  iE-Extensions              ProtocolExtensionContainer { {PUSCH-Information-ModifyItem-PSCH-ReconfRqst-ExtIEs} }  OPTIONAL,
  ...
}

PUSCH-Information-ModifyItem-PSCH-ReconfRqst-ExtIEs NBAP-PROTOCOL-EXTENSION ::= {
  ...
}

UL-Timeslot-InformationModifyList-PSCH-ReconfRqst ::= SEQUENCE (SIZE (1..maxNrOfULTSs)) OF UL-Timeslot-InformationModifyItem-PSCH-ReconfRqst

UL-Timeslot-InformationModifyItem-PSCH-ReconfRqst ::= SEQUENCE {
  timeSlot          TimeSlot,
  midambleShiftAndBurstType  MidambleShiftAndBurstType  OPTIONAL,
  tFCI-Presence      TFCI-Presence  OPTIONAL,
  uL-Code-InformationModifyList-PSCH-ReconfRqst  UL-Code-InformationModifyList-PSCH-ReconfRqst  OPTIONAL,
  iE-Extensions      ProtocolExtensionContainer { { UL-Timeslot-InformationModifyItem-PSCH-ReconfRqst-ExtIEs} }
  OPTIONAL,
  ...
}

UL-Timeslot-InformationModifyItem-PSCH-ReconfRqst-ExtIEs NBAP-PROTOCOL-EXTENSION ::= {
  ...
}

UL-Code-InformationModifyList-PSCH-ReconfRqst ::= SEQUENCE (SIZE (1..maxNrOfPUSCHs)) OF UL-Code-InformationModifyItem-PSCH-ReconfRqst

UL-Code-InformationModifyItem-PSCH-ReconfRqst ::= SEQUENCE {
  pUSCH-ID          PUSCH-ID,
  tdd-ChannelisationCode  TDD-ChannelisationCode,
  iE-Extensions      ProtocolExtensionContainer { { UL-Code-InformationModifyItem-PSCH-ReconfRqst-ExtIEs} }  OPTIONAL,
  ...
}

UL-Code-InformationModifyItem-PSCH-ReconfRqst-ExtIEs NBAP-PROTOCOL-EXTENSION ::= {
  ...
}

PUSCH-ModifyInformation-LCR-PSCH-ReconfRqst ::= ProtocolIE-Single-Container {{ PUSCH-ModifyInformation-LCR-ModifyListIEs-PSCH-ReconfRqst }}

```

```

PUSCH-ModifyInformation-LCR-ModifyListIEs-PSCH-ReconfRqst  NBAP-PROTOCOL-IES ::= {
  {ID id-PUSCH-ModifyInformation-LCR-ModifyListIE-PSCH-ReconfRqst  CRITICALITY reject  TYPE  PUSCH-ModifyInformation-LCR-
  ModifyItem-PSCH-ReconfRqst  PRESENCE  optional}
}

PUSCH-ModifyInformation-LCR-ModifyItem-PSCH-ReconfRqst ::= SEQUENCE {
  repetitionPeriod  RepetitionPeriod  OPTIONAL,
  repetitionLength  RepetitionLength  OPTIONAL,
  tdd-PhysicalChannelOffset  TDD-PhysicalChannelOffset  OPTIONAL,
  uL-Timeslot-InformationModifyList-LCR-PSCH-ReconfRqst  UL-Timeslot-LCR-InformationModifyList-PSCH-ReconfRqst  OPTIONAL,
  iE-Extensions  ProtocolExtensionContainer { {PUSCH-ModifyInformation-LCR-ModifyItem-PSCH-ReconfRqst-ExtIEs} }
  OPTIONAL,
  ...
}

PUSCH-ModifyInformation-LCR-ModifyItem-PSCH-ReconfRqst-ExtIEs  NBAP-PROTOCOL-EXTENSION ::= {
  ...
}

UL-Timeslot-LCR-InformationModifyList-PSCH-ReconfRqst ::= SEQUENCE (SIZE (1..maxNrOfULTSLCRs)) OF UL-Timeslot-InformationModifyItem-PSCH-ReconfRqst

UL-Timeslot-LCR-InformationModifyItem-PSCH-ReconfRqst ::= SEQUENCE {
  timeSlotLCR  TimeSlotLCR,
  midambleShiftLCR  MidambleShiftLCR  OPTIONAL,
  tFCI-Presence  TFCI-Presence  OPTIONAL,
  uL-Code-InformationModifyList-PSCH-ReconfRqst  UL-Code-InformationModifyList-PSCH-ReconfRqst  OPTIONAL,
  iE-Extensions  ProtocolExtensionContainer { { UL-Timeslot-LCR-InformationModifyItem-PSCH-ReconfRqst-ExtIEs} }
  OPTIONAL,
  ...
}

UL-Timeslot-LCR-InformationModifyItem-PSCH-ReconfRqst-ExtIEs  NBAP-PROTOCOL-EXTENSION ::= {
  ...
}

UL-Code-LCR-InformationModifyList-PSCH-ReconfRqst ::= SEQUENCE (SIZE (1..maxNrOfPDSCHs)) OF UL-Code-InformationModifyItem-PSCH-ReconfRqst

UL-Code-LCR-InformationModifyItem-PSCH-ReconfRqst ::= SEQUENCE {
  pUSCH-ID  PUSCH-ID,
  tdd-ChannelisationCodeLCR  TDD-ChannelisationCodeLCR,
  iE-Extensions  ProtocolExtensionContainer { { UL-Code-LCR-InformationModifyItem-PSCH-ReconfRqst-ExtIEs} }
  OPTIONAL,
  ...
}

UL-Code-LCR-InformationModifyItem-PSCH-ReconfRqst-ExtIEs  NBAP-PROTOCOL-EXTENSION ::= {
  ...
}

PUSCHSets-DeleteList-PSCH-ReconfRqst ::= SEQUENCE (SIZE (1..maxNrOfPUSCHSets)) OF PUSCHSets-DeleteItem-PSCH-ReconfRqst

PUSCHSets-DeleteItem-PSCH-ReconfRqst ::= SEQUENCE {
  pUSCHSet-ID  PUSCHSet-ID,

```

```

    iE-Extensions                ProtocolExtensionContainer { {PUSCHSets-DeleteItem-PSCH-ReconfRqst-ExtIEs} } OPTIONAL,
    ...
}

PUSCHSets-DeleteItem-PSCH-ReconfRqst-ExtIEs NBAP-PROTOCOL-EXTENSION ::= {
    ...
}

HS-PDSCH-TDD-Information-PSCH-ReconfRqst ::= SEQUENCE {
    dL-HS-PDSCH-Timeslot-Information-PSCH-ReconfRqst          DL-HS-PDSCH-Timeslot-Information-PSCH-ReconfRqst          OPTIONAL,
    dL-HS-PDSCH-Timeslot-Information-LCR-PSCH-ReconfRqst      DL-HS-PDSCH-Timeslot-Information-LCR-PSCH-ReconfRqst      OPTIONAL,
    iE-Extensions                ProtocolExtensionContainer { { HS-PDSCH-TDD-Information-PSCH-ReconfRqst-ExtIEs} } OPTIONAL,
    ...
}

HS-PDSCH-TDD-Information-PSCH-ReconfRqst-ExtIEs NBAP-PROTOCOL-EXTENSION ::= {
    ...
}

DL-HS-PDSCH-Timeslot-Information-PSCH-ReconfRqst ::= SEQUENCE (SIZE (1..maxNrOfDLTSs)) OF DL-HS-PDSCH-Timeslot-InformationItem-PSCH-ReconfRqst

DL-HS-PDSCH-Timeslot-InformationItem-PSCH-ReconfRqst ::= SEQUENCE {
    timeSlot                TimeSlot,
    midambleShiftAndBurstType MidambleShiftAndBurstType,
    iE-Extensions                ProtocolExtensionContainer { { DL-HS-PDSCH-Timeslot-InformationItem-PSCH-ReconfRqst-ExtIEs} }
    OPTIONAL,
    ...
}

DL-HS-PDSCH-Timeslot-InformationItem-PSCH-ReconfRqst-ExtIEs NBAP-PROTOCOL-EXTENSION ::= {
    ...
}

DL-HS-PDSCH-Timeslot-Information-LCR-PSCH-ReconfRqst ::= SEQUENCE (SIZE (1..maxNrOfDLTSLCRs)) OF DL-HS-PDSCH-Timeslot-InformationItem-LCR-PSCH-ReconfRqst

DL-HS-PDSCH-Timeslot-InformationItem-LCR-PSCH-ReconfRqst ::= SEQUENCE {
    timeSlot                TimeSlotLCR,
    midambleShiftAndBurstType MidambleShiftLCR,
    iE-Extensions                ProtocolExtensionContainer { { DL-HS-PDSCH-Timeslot-InformationItem-LCR-PSCH-ReconfRqst-ExtIEs} }
    OPTIONAL,
    ...
}

DL-HS-PDSCH-Timeslot-InformationItem-LCR-PSCH-ReconfRqst-ExtIEs NBAP-PROTOCOL-EXTENSION ::= {
    ...
}

Add-To-HS-SCCH-Resource-Pool-PSCH-ReconfRqst ::= SEQUENCE {
    hS-SCCH-Information-PSCH-ReconfRqst          HS-SCCH-Information-PSCH-ReconfRqst          OPTIONAL,
    hS-SCCH-Information-LCR-PSCH-ReconfRqst      HS-SCCH-Information-PSCH-ReconfRqst          OPTIONAL,
    iE-Extensions                ProtocolExtensionContainer { { Add-To-HS-SCCH-Resource-Pool-PSCH-ReconfRqst-ExtIEs} } OPTIONAL,
    ...
}

```

```

Add-To-HS-SCCH-Resource-Pool-PSCH-ReconfRqst-ExtIEs NBAP-PROTOCOL-EXTENSION ::= {
    ...
}

HS-SCCH-Information-PSCH-ReconfRqst ::= SEQUENCE (SIZE (1..maxNrOfHSSCCHs)) OF HS-SCCH-InformationItem-PSCH-ReconfRqst

HS-SCCH-InformationItem-PSCH-ReconfRqst ::= SEQUENCE {
    hS-SCCH-ID                HS-SCCH-ID,
    timeSlot                  TimeSlot,
    midambleShiftAndBurstType MidambleShiftAndBurstType,
    tdd-ChannelisationCode    TDD-ChannelisationCode,
    hS-SCCH-MaxPower          DL-Power,
    hS-SICH-Information        HS-SICH-Information-PSCH-ReconfRqst,
    iE-Extensions             ProtocolExtensionContainer { { HS-SCCH-InformationItem-PSCH-ReconfRqst-ExtIEs} } OPTIONAL,
    ...
}

HS-SCCH-InformationItem-PSCH-ReconfRqst-ExtIEs NBAP-PROTOCOL-EXTENSION ::= {
    ...
}

HS-SICH-Information-PSCH-ReconfRqst ::= SEQUENCE {
    timeSlot                  TimeSlot,
    midambleShiftAndBurstType MidambleShiftAndBurstType,
    tdd-ChannelisationCode    TDD-ChannelisationCode,
    iE-Extensions             ProtocolExtensionContainer { { HS-SICH-Information-PSCH-ReconfRqst-ExtIEs} } OPTIONAL,
    ...
}

HS-SICH-Information-PSCH-ReconfRqst-ExtIEs NBAP-PROTOCOL-EXTENSION ::= {
    ...
}

HS-SCCH-Information-LCR-PSCH-ReconfRqst ::= SEQUENCE (SIZE (1..maxNrOfHSSCCHs)) OF HS-SCCH-InformationItem-LCR-PSCH-ReconfRqst

HS-SCCH-InformationItem-LCR-PSCH-ReconfRqst ::= SEQUENCE {
    hS-SCCH-ID                HS-SCCH-ID,
    timeSlotLCR               TimeSlotLCR,
    midambleShiftLCR          MidambleShiftLCR,
    tdd-ChannelisationCode    TDD-ChannelisationCodeLCR,
    hS-SCCH-MaxPower          DL-Power,
    hS-SICH-Information-LCR    HS-SICH-Information-LCR-PSCH-ReconfRqst,
    iE-Extensions             ProtocolExtensionContainer { { HS-SCCH-InformationItem-LCR-PSCH-ReconfRqst-ExtIEs} } OPTIONAL,
    ...
}

HS-SCCH-InformationItem-LCR-PSCH-ReconfRqst-ExtIEs NBAP-PROTOCOL-EXTENSION ::= {
    ...
}

HS-SICH-Information-LCR-PSCH-ReconfRqst ::= SEQUENCE {
    timeSlotLCR               TimeSlotLCR,
    midambleShiftLCR          MidambleShiftLCR,

```



```

    tdd-ChannelisationCodeLCR          TDD-ChannelisationCodeLCR,
    iE-Extensions                      ProtocolExtensionContainer { { HS-SICH-Information-LCR-PSCH-ReconfRqst-ExtIEs} } OPTIONAL,
    ...
}

HS-SICH-Information-LCR-PSCH-ReconfRqst-ExtIEs  NBAP-PROTOCOL-EXTENSION ::= {
    ...
}

Modify-HS-SCCH-Resource-Pool-PSCH-ReconfRqst ::= SEQUENCE {
    hS-SCCH-InformationModify-PSCH-ReconfRqst  HS-SCCH-InformationModify-PSCH-ReconfRqst  OPTIONAL,
    hS-SCCH-InformationModify-LCR-PSCH-ReconfRqst  HS-SCCH-InformationModify-PSCH-ReconfRqst  OPTIONAL,
    iE-Extensions                                ProtocolExtensionContainer { { Modify-HS-SCCH-Resource-Pool-PSCH-ReconfRqst-ExtIEs} }
    OPTIONAL,
    ...
}

Modify-HS-SCCH-Resource-Pool-PSCH-ReconfRqst-ExtIEs  NBAP-PROTOCOL-EXTENSION ::= {
    ...
}

HS-SCCH-InformationModify-PSCH-ReconfRqst ::= SEQUENCE (SIZE (1..maxNrOfHSSCCHs)) OF HS-SCCH-InformationModifyItem-PSCH-ReconfRqst

HS-SCCH-InformationModifyItem-PSCH-ReconfRqst ::= SEQUENCE {
    hS-SCCH-ID                                HS-SCCH-ID,
    timeSlot                                  TimeSlot  OPTIONAL,
    midambleShiftAndBurstType                 MidambleShiftAndBurstType  OPTIONAL,
    tdd-ChannelisationCode                    TDD-ChannelisationCode  OPTIONAL,
    hS-SCCH-MaxPower                          DL-Power  OPTIONAL,
    hS-SICH-Information                       HS-SICH-Information-PSCH-ReconfRqst  OPTIONAL,
    iE-Extensions                             ProtocolExtensionContainer { { HS-SCCH-InformationModifyItem-PSCH-ReconfRqst-ExtIEs} }  OPTIONAL,
    ...
}

HS-SCCH-InformationModifyItem-PSCH-ReconfRqst-ExtIEs  NBAP-PROTOCOL-EXTENSION ::= {
    ...
}

HS-SICH-InformationModify-PSCH-ReconfRqst ::= SEQUENCE {
    timeSlot                                  TimeSlot  OPTIONAL,
    midambleShiftAndBurstType                 MidambleShiftAndBurstType  OPTIONAL,
    tdd-ChannelisationCode                    TDD-ChannelisationCode  OPTIONAL,
    iE-Extensions                             ProtocolExtensionContainer { { HS-SICH-InformationModify-PSCH-ReconfRqst-ExtIEs} }  OPTIONAL,
    ...
}

HS-SICH-InformationModify-PSCH-ReconfRqst-ExtIEs  NBAP-PROTOCOL-EXTENSION ::= {
    ...
}

HS-SCCH-InformationModify-LCR-PSCH-ReconfRqst ::= SEQUENCE (SIZE (1..maxNrOfHSSCCHs)) OF HS-SCCH-InformationModifyItem-LCR-PSCH-ReconfRqst

HS-SCCH-InformationModifyItem-LCR-PSCH-ReconfRqst ::= SEQUENCE {
    hS-SCCH-ID                                HS-SCCH-ID,

```

```

    timeSlotLCR                TimeSlotLCR    OPTIONAL,
    midambleShiftLCR           MidambleShiftLCR  OPTIONAL,
    tdd-ChannelisationCode     TDD-ChannelisationCodeLCR  OPTIONAL,
    hS-SCCH-MaxPower           DL-Power    OPTIONAL,
    hS-SICH-Information-LCR    HS-SICH-Information-LCR-PSCH-ReconfRqst  OPTIONAL,
    iE-Extensions              ProtocolExtensionContainer { { HS-SCCH-InformationModifyItem-LCR-PSCH-ReconfRqst-ExtIEs } }
    OPTIONAL,
    ...
}

HS-SCCH-InformationModifyItem-LCR-PSCH-ReconfRqst-ExtIEs  NBAP-PROTOCOL-EXTENSION ::= {
    ...
}

HS-SICH-InformationModify-LCR-PSCH-ReconfRqst ::= SEQUENCE {
    timeSlotLCR                TimeSlotLCR    OPTIONAL,
    midambleShiftLCR           MidambleShiftLCR  OPTIONAL,
    tdd-ChannelisationCodeLCR  TDD-ChannelisationCodeLCR  OPTIONAL,
    iE-Extensions              ProtocolExtensionContainer { { HS-SICH-InformationModify-LCR-PSCH-ReconfRqst-ExtIEs } }  OPTIONAL,
    ...
}

HS-SICH-InformationModify-LCR-PSCH-ReconfRqst-ExtIEs  NBAP-PROTOCOL-EXTENSION ::= {
    ...
}

Delete-From-HS-SCCH-Resource-Pool-PSCH-ReconfRqst ::= SEQUENCE (SIZE (1..maxNrOfHSSCCHs)) OF Delete-From-HS-SCCH-Resource-PoolItem-PSCH-ReconfRqst

Delete-From-HS-SCCH-Resource-PoolItem-PSCH-ReconfRqst ::= SEQUENCE {
    hS-SCCH-ID                 HS-SCCH-ID,
    iE-Extensions              ProtocolExtensionContainer { { Delete-From-HS-SCCH-Resource-PoolItem-PSCH-ReconfRqst-ExtIEs } }
    OPTIONAL,
    ...
}

Delete-From-HS-SCCH-Resource-PoolItem-PSCH-ReconfRqst-ExtIEs  NBAP-PROTOCOL-EXTENSION ::= {
    ...
}

-- *****
--
-- PHYSICAL SHARED CHANNEL RECONFIGURATION RESPONSE TDD
--
-- *****

PhysicalSharedChannelReconfigurationResponseTDD ::= SEQUENCE {
    protocolIEs                ProtocolIE-Container {{PhysicalSharedChannelReconfigurationResponseTDD-IEs}},
    protocolExtensions          ProtocolExtensionContainer {{PhysicalSharedChannelReconfigurationResponseTDD-Extensions}}
    ...
}

PhysicalSharedChannelReconfigurationResponseTDD-IEs  NBAP-PROTOCOL-IES ::= {
    { ID    id-CriticalityDiagnostics    CRITICALITY    ignore    TYPE    CriticalityDiagnostics    PRESENCE optional },
    ...
}

```

```

}

PhysicalSharedChannelReconfigurationResponseTDD-Extensions NBAP-PROTOCOL-EXTENSION ::= {
  ...
}

-- *****
--
-- PHYSICAL SHARED CHANNEL RECONFIGURATION FAILURE TDD
--
-- *****

PhysicalSharedChannelReconfigurationFailureTDD ::= SEQUENCE {
  protocolIEs          ProtocolIE-Container  {{PhysicalSharedChannelReconfigurationFailureTDD-IEs}},
  protocolExtensions  ProtocolExtensionContainer {{PhysicalSharedChannelReconfigurationFailureTDD-Extensions}}
  ...
}

PhysicalSharedChannelReconfigurationFailureTDD-IEs NBAP-PROTOCOL-IES ::= {
  { ID      id-CauseLevel-PSCH-ReconfFailureTDD      CRITICALITY ignore  TYPE CauseLevel-PSCH-ReconfFailureTDD      PRESENCE mandatory }|
  { ID      id-CriticalityDiagnostics                CRITICALITY ignore    TYPE   CriticalityDiagnostics                PRESENCE optional },
  ...
}

PhysicalSharedChannelReconfigurationFailureTDD-Extensions NBAP-PROTOCOL-EXTENSION ::= {
  ...
}

CauseLevel-PSCH-ReconfFailureTDD ::= CHOICE {
  generalCause          GeneralCauseList-PSCH-ReconfFailureTDD,
  setSpecificCause      SetSpecificCauseList-PSCH-ReconfFailureTDD,
  ...
}

GeneralCauseList-PSCH-ReconfFailureTDD ::= SEQUENCE {
  cause                Cause,
  iE-Extensions        ProtocolExtensionContainer { { GeneralCauseItem-PSCH-ReconfFailureTDD-ExtIEs } }
  ...
}

GeneralCauseItem-PSCH-ReconfFailureTDD-ExtIEs NBAP-PROTOCOL-EXTENSION ::= {
  ...
}

SetSpecificCauseList-PSCH-ReconfFailureTDD ::= SEQUENCE {
  unsuccessful-PDSCHSetList-PSCH-ReconfFailureTDD  Unsuccessful-PDSCHSetList-PSCH-ReconfFailureTDD      OPTIONAL,
  unsuccessful-PUSCHSetList-PSCH-ReconfFailureTDD  Unsuccessful-PUSCHSetList-PSCH-ReconfFailureTDD      OPTIONAL,
  iE-Extensions        ProtocolExtensionContainer { { SetSpecificCauseItem-PSCH-ReconfFailureTDD-ExtIEs } }
  OPTIONAL,
  ...
}

SetSpecificCauseItem-PSCH-ReconfFailureTDD-ExtIEs NBAP-PROTOCOL-EXTENSION ::= {

```

```

}
...
}

Unsuccessful-PDSCHSetList-PSCH-ReconfFailureTDD ::= SEQUENCE (SIZE (0.. maxNrOfPDSCHSets)) OF ProtocolIE-Single-Container {{ Unsuccessful-
PDSCHSetItemIE-PSCH-ReconfFailureTDD }}

Unsuccessful-PDSCHSetItemIE-PSCH-ReconfFailureTDD NBAP-PROTOCOL-IES ::= {
  { ID      id-Unsuccessful-PDSCHSetItem-PSCH-ReconfFailureTDD  CRITICALITY ignore  TYPE Unsuccessful-PDSCHSetItem-PSCH-ReconfFailureTDDPRESENCE
mandatory}
}

Unsuccessful-PDSCHSetItem-PSCH-ReconfFailureTDD ::= SEQUENCE {
  pDSCHSet-ID          PDSCHSet-ID,
  cause                Cause,
  iE-Extensions       ProtocolExtensionContainer { {Unsuccessful-PDSCHSetItem-PSCH-ReconfFailureTDD-ExtIEs} }  OPTIONAL,
  ...
}

Unsuccessful-PDSCHSetItem-PSCH-ReconfFailureTDD-ExtIEs NBAP-PROTOCOL-EXTENSION ::= {
  ...
}

Unsuccessful-PUSCHSetList-PSCH-ReconfFailureTDD ::= SEQUENCE (SIZE (0.. maxNrOfPUSCHSets)) OF ProtocolIE-Single-Container {{ Unsuccessful-
PUSCHSetItemIE-PSCH-ReconfFailureTDD }}

Unsuccessful-PUSCHSetItemIE-PSCH-ReconfFailureTDD NBAP-PROTOCOL-IES ::= {
  { ID      id-Unsuccessful-PUSCHSetItem-PSCH-ReconfFailureTDD  CRITICALITY ignore  TYPE Unsuccessful-PUSCHSetItem-PSCH-ReconfFailureTDDPRESENCE
mandatory}
}

Unsuccessful-PUSCHSetItem-PSCH-ReconfFailureTDD ::= SEQUENCE {
  pUSCHSet-ID          PUSCHSet-ID,
  cause                Cause,
  iE-Extensions       ProtocolExtensionContainer { {Unsuccessful-PUSCHSetItem-PSCH-ReconfFailureTDD-ExtIEs} }  OPTIONAL,
  ...
}

Unsuccessful-PUSCHSetItem-PSCH-ReconfFailureTDD-ExtIEs NBAP-PROTOCOL-EXTENSION ::= {
  ...
}

-- *****
--
-- RESET REQUEST
--
-- *****

ResetRequest ::= SEQUENCE {
  protocolIEs          ProtocolIE-Container   {{ResetRequest-IEs}},
  protocolExtensions  ProtocolExtensionContainer {{ResetRequest-Extensions}}  OPTIONAL,
  ...
}

```

```

}

ResetRequest-IEs NBAP-PROTOCOL-IES ::= {
  {ID id-ResetIndicator      CRITICALITY ignore      TYPE      ResetIndicator      PRESENCE      mandatory},
  ...
}

ResetRequest-Extensions NBAP-PROTOCOL-EXTENSION ::= {
  ...
}

ResetIndicator ::= CHOICE {
  communicationContext      CommunicationContextList-Reset,
  communicationControlPort  CommunicationControlPortList-Reset,
  nodeB                      NULL,
  ...
}

CommunicationContextList-Reset ::= SEQUENCE {
  communicationContextInfoList-Reset      CommunicationContextInfoList-Reset,
  iE-Extensions                          ProtocolExtensionContainer { {CommunicationContextItem-Reset-ExtIEs} }  OPTIONAL,
  ...
}

CommunicationContextItem-Reset-ExtIEs NBAP-PROTOCOL-EXTENSION ::= {
  ...
}

CommunicationContextInfoList-Reset ::= SEQUENCE (SIZE (1.. maxCommunicationContext)) OF ProtocolIE-Single-Container {{
CommunicationContextInfoItemIE-Reset }}

CommunicationContextInfoItemIE-Reset NBAP-PROTOCOL-IES ::= {
  {ID id-CommunicationContextInfoItem-Reset      CRITICALITY reject      TYPE      CommunicationContextInfoItem-Reset      PRESENCE      mandatory}
}

CommunicationContextInfoItem-Reset ::= SEQUENCE {
  communicationContextType-Reset      CommunicationContextType-Reset,
  iE-Extensions                          ProtocolExtensionContainer { { CommunicationContextInfoItem-Reset-ExtIEs} }  OPTIONAL,
  ...
}

```

```
CommunicationContextInfoItem-Reset-ExtIEs NBAP-PROTOCOL-EXTENSION ::= {
    ...
}

CommunicationContextType-Reset ::= CHOICE {
    cRNC-CommunicationContextID          CRNC-CommunicationContextID,
    nodeB-CommunicationContextID        NodeB-CommunicationContextID,
    ...
}

CommunicationControlPortList-Reset ::= SEQUENCE {
    communicationControlPortInfoList-Reset    CommunicationControlPortInfoList-Reset,
    iE-Extensions                             ProtocolExtensionContainer { {CommunicationControlPortItem-Reset-ExtIEs} }    OPTIONAL,
    ...
}

CommunicationControlPortItem-Reset-ExtIEs NBAP-PROTOCOL-EXTENSION ::= {
    ...
}

CommunicationControlPortInfoList-Reset ::= SEQUENCE (SIZE (1.. maxCCPinNodeB)) OF ProtocolIE-Single-Container
{{CommunicationControlPortInfoItemIE-Reset }}

CommunicationControlPortInfoItemIE-Reset NBAP-PROTOCOL-IES ::= {
    {ID id-CommunicationControlPortInfoItem-Reset          CRITICALITY reject          TYPE CommunicationControlPortInfoItem-Reset          PRESENCE mandatory}
}

CommunicationControlPortInfoItem-Reset ::= SEQUENCE {
    communicationControlPortID          CommunicationControlPortID,
    iE-Extensions                       ProtocolExtensionContainer { {CommunicationControlPortInfoItem-Reset-ExtIEs} } OPTIONAL,
    ...
}

CommunicationControlPortInfoItem-Reset-ExtIEs NBAP-PROTOCOL-EXTENSION ::= {
    ...
}

-- *****
--
-- RESET RESPONSE
--
```

```

-- *****
ResetResponse ::= SEQUENCE {
    protocolIEs          ProtocolIE-Container    {{ResetResponse-IEs}},
    protocolExtensions   ProtocolExtensionContainer {{ResetResponse-Extensions}}      OPTIONAL,
    ...
}

ResetResponse-IEs NBAP-PROTOCOL-IES ::= {
    {ID id-CriticalityDiagnostics          CRITICALITY    ignore      TYPE    CriticalityDiagnostics          PRESENCE optional},
    ...
}

ResetResponse-Extensions NBAP-PROTOCOL-EXTENSION ::= {
    ...
}

-- *****
--
-- INFORMATION EXCHANGE INITIATION REQUEST
--
-- *****

InformationExchangeInitiationRequest ::= SEQUENCE {
    protocolIEs          ProtocolIE-Container    {{InformationExchangeInitiationRequest-IEs}},
    protocolExtensions   ProtocolExtensionContainer {{InformationExchangeInitiationRequest-Extensions}}      OPTIONAL,
    ...
}

InformationExchangeInitiationRequest-IEs NBAP-PROTOCOL-IES ::= {
    { ID    id-InformationExchangeID          CRITICALITY reject          TYPE    InformationExchangeID
      PRESENCE mandatory }|
    { ID    id-InformationExchangeObjectType-InfEx-Rqst          CRITICALITY reject          TYPE    InformationExchangeObjectType-
InfEx-Rqst          PRESENCE mandatory }|
    -- This IE represents both the Information Exchange Object Type IE and the choice based on the Information Exchange Object Type
    -- as described in the tabular message format in subclause 9.1.
    { ID    id-InformationType          CRITICALITY reject          TYPE    InformationType          PRESENCE mandatory
    }|
    { ID    id-InformationReportCharacteristics          CRITICALITY reject          TYPE    InformationReportCharacteristics
      PRESENCE mandatory},
    ...
}

InformationExchangeInitiationRequest-Extensions NBAP-PROTOCOL-EXTENSION ::= {
    ...
}

InformationExchangeObjectType-InfEx-Rqst ::= CHOICE {
    cell          Cell-InfEx-Rqst,
    ...
}

Cell-InfEx-Rqst ::= SEQUENCE {
    c-ID          C-ID,

```

```

    iE-Extensions          ProtocolExtensionContainer { { CellItem-InfEx-Rqst-ExtIEs } }
    ...
}
CellItem-InfEx-Rqst-ExtIEs NBAP-PROTOCOL-EXTENSION ::= {
    ...
}
-- *****
--
-- INFORMATION EXCHANGE INITIATION RESPONSE
--
-- *****

InformationExchangeInitiationResponse ::= SEQUENCE {
    protocolIEs          ProtocolIE-Container    {{InformationExchangeInitiationResponse-IEs}},
    protocolExtensions  ProtocolExtensionContainer {{InformationExchangeInitiationResponse-Extensions}}
    ...
}
InformationExchangeInitiationResponse-IEs NBAP-PROTOCOL-IES ::= {
    { ID      id-InformationExchangeID          CRITICALITY ignore          TYPE          InformationExchangeID
      PRESENCE mandatory }|
    { ID      id-InformationExchangeObjectType-InfEx-Rsp  CRITICALITY ignore          TYPE          InformationExchangeObjectType-InfEx-Rsp  PRESENCE
      optional }|
    { ID      id-CriticalityDiagnostics          CRITICALITY ignore          TYPE          CriticalityDiagnostics          PRESENCE optional },
    ...
}
InformationExchangeInitiationResponse-Extensions NBAP-PROTOCOL-EXTENSION ::= {
    ...
}
InformationExchangeObjectType-InfEx-Rsp ::= CHOICE {
    cell                Cell-InfEx-Rsp,
    ...
}
Cell-InfEx-Rsp ::= SEQUENCE {
    requestedDataValue  RequestedDataValue,
    iE-Extensions      ProtocolExtensionContainer { { CellItem-InfEx-Rsp-ExtIEs } }
    ...
}
CellItem-InfEx-Rsp-ExtIEs NBAP-PROTOCOL-EXTENSION ::= {
    ...
}
-- *****
--
-- INFORMATION EXCHANGE INITIATION FAILURE
--
-- *****

```



```

InformationExchangeInitiationFailure ::= SEQUENCE {
    protocolIEs          ProtocolIE-Container    {{InformationExchangeInitiationFailure-IEs}},
    protocolExtensions   ProtocolExtensionContainer {{InformationExchangeInitiationFailure-Extensions}}
    ...
}

InformationExchangeInitiationFailure-IEs NBAP-PROTOCOL-IES ::= {
    { ID      id-InformationExchangeID          CRITICALITY ignore          TYPE      InformationExchangeID          PRESENCE mandatory }|
    { ID      id-Cause                          CRITICALITY ignore          TYPE      Cause                          PRESENCE mandatory }|
    { ID      id-CriticalityDiagnostics         CRITICALITY ignore          TYPE      CriticalityDiagnostics             PRESENCE optional },
    ...
}

InformationExchangeInitiationFailure-Extensions NBAP-PROTOCOL-EXTENSION ::= {
    ...
}

-- *****
--
-- INFORMATION REPORT
--
-- *****

InformationReport ::= SEQUENCE {
    protocolIEs          ProtocolIE-Container    {{InformationReport-IEs}},
    protocolExtensions   ProtocolExtensionContainer {{InformationReport-Extensions}}
    ...
}

InformationReport-IEs NBAP-PROTOCOL-IES ::= {
    { ID      id-InformationExchangeID          CRITICALITY ignore          TYPE      InformationExchangeID          PRESENCE mandatory }|
    { ID      id-InformationExchangeObjectType-InfEx-Rprt CRITICALITY ignore          TYPE      InformationExchangeObjectType-InfEx-Rprt PRESENCE mandatory },
    ...
}

InformationReport-Extensions NBAP-PROTOCOL-EXTENSION ::= {
    ...
}

InformationExchangeObjectType-InfEx-Rprt ::= CHOICE {
    cell                Cell-Inf-Rprt,
    ...
}

Cell-Inf-Rprt ::= SEQUENCE {
    requestedDataValueInformation RequestedDataValueInformation,
    iE-Extensions           ProtocolExtensionContainer {{ CellItem-Inf-Rprt-ExtIEs }}
    ...
}

CellItem-Inf-Rprt-ExtIEs NBAP-PROTOCOL-EXTENSION ::= {

```

```

}
...
-- *****
--
-- INFORMATION EXCHANGE TERMINATION REQUEST
--
-- *****

InformationExchangeTerminationRequest ::= SEQUENCE {
    protocolIEs          ProtocolIE-Container    {{InformationExchangeTerminationRequest-IEs}},
    protocolExtensions   ProtocolExtensionContainer {{InformationExchangeTerminationRequest-Extensions}}    OPTIONAL,
    ...
}

InformationExchangeTerminationRequest-IEs NBAP-PROTOCOL-IES ::= {
    { ID      id-InformationExchangeID          CRITICALITY ignore          TYPE      InformationExchangeID          PRESENCE mandatory},
    ...
}

InformationExchangeTerminationRequest-Extensions NBAP-PROTOCOL-EXTENSION ::= {
    ...
}

-- *****
--
-- INFORMATION EXCHANGE FAILURE INDICATION
--
-- *****

InformationExchangeFailureIndication ::= SEQUENCE {
    protocolIEs          ProtocolIE-Container    {{InformationExchangeFailureIndication-IEs}},
    protocolExtensions   ProtocolExtensionContainer {{InformationExchangeFailureIndication-Extensions}}    OPTIONAL,
    ...
}

InformationExchangeFailureIndication-IEs NBAP-PROTOCOL-IES ::= {
    { ID      id-InformationExchangeID          CRITICALITY ignore          TYPE      InformationExchangeID          PRESENCE mandatory }|
    { ID      id-Cause                          CRITICALITY ignore          TYPE      Cause                          PRESENCE mandatory },
    ...
}

InformationExchangeFailureIndication-Extensions NBAP-PROTOCOL-EXTENSION ::= {
    ...
}

-- *****
--
-- CELL SYNCHRONISATION INITIATION REQUEST TDD
--
-- *****

CellSynchronisationInitiationRequestTDD ::= SEQUENCE {
    protocolIEs          ProtocolIE-Container    {{CellSynchronisationInitiationRequestTDD-IEs}},

```

```

    protocolExtensions      ProtocolExtensionContainer  {{CellSynchronisationInitiationRequestTDD-Extensions}}  OPTIONAL,
  ...
}

CellSynchronisationInitiationRequestTDD-Extensions NBAP-PROTOCOL-EXTENSION ::= {
  { ID      id-SYNCDlCodeId-TransInitLCR-CellSyncInitiationRqstTDD  CRITICALITY  reject          EXTENSION  SYNCDlCodeId-
  TransInitLCR-CellSyncInitiationRqstTDD  PRESENCE  optional  }| -- 1.28Mcps TDD only
  { ID      id-SYNCDlCodeId-MeasureInitLCR-CellSyncInitiationRqstTDD  CRITICALITY  reject          EXTENSION  SYNCDlCodeId-
  MeasureInitLCR-CellSyncInitiationRqstTDD  PRESENCE  optional  }, -- 1.28Mcps TDD only
  ...
}

CellSynchronisationInitiationRequestTDD-IEs NBAP-PROTOCOL-IES ::= {
  { ID      id-C-ID  CRITICALITY  reject          TYPE  C-ID  PRESENCE  mandatory  }|
  { ID      id-cellSyncBurstRepetitionPeriod  CRITICALITY  reject          TYPE  CellSyncBurstRepetitionPeriod  PRESENCE  mandatory  }|
  { ID      id-timeslotInfo-CellSyncInitiationRqstTDD  CRITICALITY  reject          TYPE  TimeslotInfo-CellSyncInitiationRqstTDD  PRESENCE
  optional  }| -- Mandatory for 3.84Mcps TDD only
  { ID      id-CellSyncBurstTransInit-CellSyncInitiationRqstTDD  CRITICALITY  reject          TYPE  CellSyncBurstTransInit-
  CellSyncInitiationRqstTDD  PRESENCE  optional  }| -- 3.84Mcps TDD only
  { ID      id-CellSyncBurstMeasureInit-CellSyncInitiationRqstTDD  CRITICALITY  reject          TYPE  CellSyncBurstMeasureInit-
  CellSyncInitiationRqstTDD  PRESENCE  optional  }, -- 3.84Mcps TDD only
  ...
}

CellSyncBurstTransInit-CellSyncInitiationRqstTDD ::= SEQUENCE {
  cSBTransmissionID          CSBTransmissionID,
  sfn                        SFN,
  cellSyncBurstCode          CellSyncBurstCode,
  cellSyncBurstCodeShift    CellSyncBurstCodeShift,
  initialDLTransPower        DL-Power,
  iE-Extensions              ProtocolExtensionContainer { { CellSyncBurstTransInit-CellSyncInitiationRqstTDD-ExtIEs} }  OPTIONAL,
  ...
}

CellSyncBurstTransInit-CellSyncInitiationRqstTDD-ExtIEs NBAP-PROTOCOL-EXTENSION ::= {
  ...
}

TimeslotInfo-CellSyncInitiationRqstTDD ::= SEQUENCE (SIZE (1..15)) OF TimeSlot

CellSyncBurstMeasureInit-CellSyncInitiationRqstTDD ::= SEQUENCE {
  cSBMeasurementID          CSBMeasurementID,
  cellSyncBurstCode          CellSyncBurstCode,
  cellSyncBurstCodeShift    CellSyncBurstCodeShift,
  synchronisationReportType  SynchronisationReportType,
  sfn                        SFN  OPTIONAL,
  synchronisationReportCharacteristics  SynchronisationReportCharacteristics,
  iE-Extensions              ProtocolExtensionContainer { { CellSyncBurstMeasureInit-CellSyncInitiationRqstTDD-ExtIEs} }
  OPTIONAL,
  ...
}

CellSyncBurstMeasureInit-CellSyncInitiationRqstTDD-ExtIEs NBAP-PROTOCOL-EXTENSION ::= {
  ...
}

```

```

}

SYNCD1CodeId-TransInitLCR-CellSyncInitiationRqstTDD ::= SEQUENCE {
    cSBTransmissionID          CSBTransmissionID,
    sfn                        SFN,
    uARFCN                     UARFCN,
    sYNCD1CodeId              SYNCD1CodeId,
    DwPCH-Power               DwPCH-Power,
    iE-Extensions             ProtocolExtensionContainer { { SYNCD1CodeId-TransInitLCR-CellSyncInitiationRqstTDD-ExtIEs } }
    OPTIONAL,
    ...
}

SYNCD1CodeId-TransInitLCR-CellSyncInitiationRqstTDD-ExtIEs NBAP-PROTOCOL-EXTENSION ::= {
    ...
}

SYNCD1CodeId-MeasureInitLCR-CellSyncInitiationRqstTDD ::= SEQUENCE {
    cSBMeasurementID          CSBMeasurementID,
    sfn                        SFN OPTIONAL,
    uARFCN                     UARFCN,
    sYNCD1CodeId              SYNCD1CodeId,
    synchronisationReportType SynchronisationReportType,
    synchronisationReportCharacteristics SynchronisationReportCharacteristics,
    iE-Extensions             ProtocolExtensionContainer { { SYNCD1CodeId-MeasureInitLCR-CellSyncInitiationRqstTDD-ExtIEs } }
    OPTIONAL,
    ...
}

SYNCD1CodeId-MeasureInitLCR-CellSyncInitiationRqstTDD-ExtIEs NBAP-PROTOCOL-EXTENSION ::= {
    ...
}

-- *****
--
-- CELL SYNCHRONISATION INITIATION RESPONSE TDD
--
-- *****

CellSynchronisationInitiationResponseTDD ::= SEQUENCE {
    protocolIEs                ProtocolIE-Container  {{CellSynchronisationInitiationResponseTDD-IEs}},
    protocolExtensions        ProtocolExtensionContainer {{CellSynchronisationInitiationResponseTDD-Extensions}} OPTIONAL,
    ...
}

CellSynchronisationInitiationResponseTDD-Extensions NBAP-PROTOCOL-EXTENSION ::= {
    ...
}

CellSynchronisationInitiationResponseTDD-IEs NBAP-PROTOCOL-IES ::= {
    { ID      id-CriticalityDiagnostics          CRITICALITY   ignore   TYPE   CriticalityDiagnostics          PRESENCE
    optional },
    ...
}

```

```

-- *****
--
-- CELL SYNCHRONISATION INITIATION FAILURE TDD
--
-- *****

CellSynchronisationInitiationFailureTDD ::= SEQUENCE {
    protocolIEs          ProtocolIE-Container    {{CellSynchronisationInitiationFailureTDD-IEs}},
    protocolExtensions   ProtocolExtensionContainer {{CellSynchronisationInitiationFailureTDD-Extensions}}    OPTIONAL,
    ...
}

CellSynchronisationInitiationFailureTDD-Extensions NBAP-PROTOCOL-EXTENSION ::= {
    ...
}

CellSynchronisationInitiationFailureTDD-IEs NBAP-PROTOCOL-IES ::= {
    { ID      id-Cause          CRITICALITY      ignore      TYPE      Cause          PRESENCE mandatory
    }|
    { ID      id-CriticalityDiagnostics          CRITICALITY      ignore      TYPE      CriticalityDiagnostics          PRESENCE optional },
    ...
}

-- *****
--
-- CELL SYNCHRONISATION RECONFIGURATION REQUEST TDD
--
-- *****

CellSynchronisationReconfigurationRequestTDD ::= SEQUENCE {
    protocolIEs          ProtocolIE-Container    {{CellSynchronisationReconfigurationRequestTDD-IEs}},
    protocolExtensions   ProtocolExtensionContainer {{CellSynchronisationReconfigurationRequestTDD-Extensions}}    OPTIONAL,
    ...
}

CellSynchronisationReconfigurationRequestTDD-Extensions NBAP-PROTOCOL-EXTENSION ::= {
    { ID      id-NSubCyclesPerCyclePeriod-CellSyncReconfRqstTDD          CRITICALITY      reject      EXTENSION      NSubCyclesPerCyclePeriod
    PRESENCE optional }| -- 1.28Mcps TDD only
    { ID      id-SYNCD1CodeIdTransReconfInfoLCR-CellSyncReconfRqstTDD          CRITICALITY      reject      EXTENSION
    SYNCD1CodeIdTransReconfInfoLCR-CellSyncReconfRqstTDD          PRESENCE optional }| -- 1.28Mcps TDD only
    { ID      id-SYNCD1CodeIdMeasReconfigurationLCR-CellSyncReconfRqstTDD          CRITICALITY      reject      EXTENSION
    SYNCD1CodeIdMeasReconfigurationLCR-CellSyncReconfRqstTDD          PRESENCE optional }, -- 1.28Mcps TDD only
    ...
}

CellSynchronisationReconfigurationRequestTDD-IEs NBAP-PROTOCOL-IES ::= {
    { ID      id-C-ID          CRITICALITY      reject      TYPE      C-ID          PRESENCE      mandatory
    }|
    { ID      id-TimeSlot          CRITICALITY      reject      TYPE      TimeSlot          PRESENCE      mandatory }|
    -- 1.28Mcps TDD - There is no Time Slot indication needed, the CRNC should indicate Time Slot 0 and the Node B shall ignore it
    { ID      id-NCyclesPerSFNperiod          CRITICALITY      reject      TYPE      NCyclesPerSFNperiod          PRESENCE      mandatory }|
    { ID      id-NRepetitionsPerCyclePeriod          CRITICALITY      reject      TYPE      NRepetitionsPerCyclePeriod          PRESENCE      mandatory }|
}

```

```

    { ID id-CellSyncBurstTransReconfInfo-CellSyncReconfRqstTDD CRITICALITY reject TYPE
CellSyncBurstTransReconfInfo-CellSyncReconfRqstTDD PRESENCE optional }| -- 3.84Mcps TDD only
    { ID id-CellSyncBurstMeasReconfiguration-CellSyncReconfRqstTDD CRITICALITY reject TYPE
CellSyncBurstMeasReconfiguration-CellSyncReconfRqstTDD PRESENCE optional }, -- 3.84Mcps TDD only
    ...
}

CellSyncBurstTransReconfInfo-CellSyncReconfRqstTDD ::= SEQUENCE (SIZE (1.. maxNrOfCellSyncBursts)) OF CellSyncBurstTransInfoItem-
CellSyncReconfRqstTDD

CellSyncBurstTransInfoItem-CellSyncReconfRqstTDD ::= SEQUENCE {
    cSBTransmissionID CSBTransmissionID,
    syncFrameNumberToTransmit SyncFrameNumber,
    cellSyncBurstCode CellSyncBurstCode OPTIONAL,
    cellSyncBurstCodeShift CellSyncBurstCodeShift OPTIONAL,
    dlTransPower DL-Power OPTIONAL,
    iE-Extensions ProtocolExtensionContainer { { CellSyncBurstTransInfoItem-CellSyncReconfRqstTDD-ExtIEs} }
OPTIONAL,
    ...
}

CellSyncBurstTransInfoItem-CellSyncReconfRqstTDD-ExtIEs NBAP-PROTOCOL-EXTENSION ::= {
    ...
}

CellSyncBurstMeasReconfiguration-CellSyncReconfRqstTDD ::= ProtocolIE-Single-Container {{ CellSyncBurstMeasInfo-CellSyncReconfRqstTDD }}

CellSyncBurstMeasInfo-CellSyncReconfRqstTDD NBAP-PROTOCOL-IES ::= {
    { ID id-CellSyncBurstMeasInfoList-CellSyncReconfRqstTDD CRITICALITY reject TYPE CellSyncBurstMeasInfoList-CellSyncReconfRqstTDD PRESENCE
mandatory }|
    { ID id-SynchronisationReportType CRITICALITY reject TYPE SynchronisationReportType PRESENCE
optional }|
    { ID id-SynchronisationReportCharacteristics CRITICALITY reject TYPE SynchronisationReportCharacteristics PRESENCE optional },
    ...
}

CellSyncBurstMeasInfoList-CellSyncReconfRqstTDD ::= SEQUENCE (SIZE (1.. maxNrOfCellSyncBursts)) OF CellSyncBurstMeasInfoItem-CellSyncReconfRqstTDD

CellSyncBurstMeasInfoItem-CellSyncReconfRqstTDD ::= SEQUENCE {
    syncFrameNrToReceive SyncFrameNumber,
    syncBurstInfo CellSyncBurstInfoList-CellSyncReconfRqstTDD,
    ...
}

CellSyncBurstInfoList-CellSyncReconfRqstTDD ::= SEQUENCE (SIZE (1..maxNrOfReceptsPerSyncFrame)) OF CellSyncBurstInfoItem-CellSyncReconfRqstTDD

CellSyncBurstInfoItem-CellSyncReconfRqstTDD ::= SEQUENCE {
    cSBMeasurementID CSBMeasurementID,
    cellSyncBurstCode CellSyncBurstCode,
    cellSyncBurstCodeShift CellSyncBurstCodeShift,
    iE-Extensions ProtocolExtensionContainer { { CellSyncBurstMeasInfo-CellSyncReconfRqstTDD-ExtIEs} } OPTIONAL,
    ...
}

```

```

CellSyncBurstMeasInfo-CellSyncReconfRqstTDD-ExtIEs NBAP-PROTOCOL-EXTENSION ::= {
    ...
}

SYNCD1CodeIdTransReconfInfoLCR-CellSyncReconfRqstTDD ::= SEQUENCE {SIZE {1..maxNrofSyncFramesLCR} OF SYNCD1CodeIdTransReconfItemLCR-
CellSyncReconfRqstTDD

SYNCD1CodeIdTransReconfItemLCR-CellSyncReconfRqstTDD ::= SEQUENCE {
    cSBTransmissionID          CSBTransmissionID,
    syncFrameNumberforTransmit SyncFrameNumber,
    uARFCN                     UARFCN,
    sYNCD1CodeId               SYNCD1CodeId    OPTIONAL,
    DwPCH-Power                DwPCH-Power    OPTIONAL,
    iE-Extensions              ProtocolExtensionContainer { { SYNCD1CodeIdTransReconfInfoLCR-CellSyncReconfRqstTDD-ExtIEs } }
    OPTIONAL,
    ...
}

SYNCD1CodeIdTransReconfInfoLCR-CellSyncReconfRqstTDD-ExtIEs ::= {
    ...
}

SYNCD1CodeIdMeasReconfigurationLCR-CellSyncReconfRqstTDD ::= ProtocolIE-Single-Container { { SYNCD1CodeIdMeasInfoLCR-CellSyncReconfRqstTDD } }

SYNCD1CodeIdMeasInfoLCR-CellSyncReconfRqstTDD NBAP-PROTOCOL-IES ::= {
    { ID id-SYNCD1CodeIdMeasInfoList-CellSyncReconfRqstTDD CRITICALITY reject EXTENSION SYNCD1CodeIdMeasInfoList-CellSyncReconfRqstTDDPRESENCE
    mandatory }|
    { ID id-SynchronisationReportType CRITICALITY reject EXTENSION SynchronisationReportType PRESENCE
    optional }|
    { ID id-SynchronisationReportCharacteristics CRITICALITY reject EXTENSION SynchronisationReportCharacteristics PRESENCE optional
    },
    ...
}

SYNCD1CodeIdMeasInfoList-CellSyncReconfRqstTDD ::= SEQUENCE (SIZE (1.. maxNrofSyncDLCodesLCR)) OF SYNCD1CodeIdMeasInfoItem-CellSyncReconfRqstTDD

SYNCD1CodeIdMeasInfoItem-CellSyncReconfRqstTDD ::= SEQUENCE {
    syncFrameNrToReceive      SyncFrameNumber,
    sYNCD1CodeIdInfoLCR      SYNCD1CodeIdInfoListLCR-CellSyncReconfRqstTDD,
    iE-Extensions            ProtocolExtensionContainer { { SYNCD1CodeIdMeasInfoItem-CellSyncReconfRqstTDD-ExtIEs } }    OPTIONAL,
    ...
}

SYNCD1CodeIdMeasInfoItem-CellSyncReconfRqstTDD-ExtIEs NBAP-PROTOCOL-EXTENSION ::= {
    ...
}

SYNCD1CodeIdInfoListLCR-CellSyncReconfRqstTDD ::= SEQUENCE (SIZE (1.. maxNrofReceptionsperSyncFrameLCR)) SYNCD1CodeIdInfoItemLCR-
CellSyncReconfRqstTDD )

SYNCD1CodeIdInfoItemLCR-CellSyncReconfRqstTDD ::= SEQUENCE {
    cSBMeasurementID          CSBMeasurementID,
    sYNCD1CodeId              SYNCD1CodeId,
    uARFCN                    UARFCN,

```

```

    propagationDelayCompensation      TimingAdjustmentValue      OPTIONAL,
    iE-Extensions                      ProtocolExtensionContainer { { SYNCDC1CodeIdInfoLCR-CellSyncReconfRqstTDD-ExtIEs } }  OPTIONAL,
    ...
}

SYNCDC1CodeIdInfoLCR-CellSyncReconfRqstTDD-ExtIEs NBAP-PROTOCOL-EXTENSION ::= {
    ...
}

-- *****
--
-- CELL SYNCHRONISATION RECONFIGURATION RESPONSE TDD
--
-- *****

CellSynchronisationReconfigurationResponseTDD ::= SEQUENCE {
    protocolIEs          ProtocolIE-Container    {{CellSynchronisationReconfigurationResponseTDD-IEs}},
    protocolExtensions   ProtocolExtensionContainer {{CellSynchronisationReconfigurationResponseTDD-Extensions}}  OPTIONAL,
    ...
}

CellSynchronisationReconfigurationResponseTDD-Extensions NBAP-PROTOCOL-EXTENSION ::= {
    ...
}

CellSynchronisationReconfigurationResponseTDD-IEs NBAP-PROTOCOL-IES ::= {
    { ID      id-CriticalityDiagnostics          CRITICALITY   ignore      TYPE      CriticalityDiagnostics          PRESENCE optional },
    ...
}

-- *****
--
-- CELL SYNCHRONISATION RECONFIGURATION FAILURE TDD
--
-- *****

CellSynchronisationReconfigurationFailureTDD ::= SEQUENCE {
    protocolIEs          ProtocolIE-Container    {{CellSynchronisationReconfigurationFailureTDD-IEs}},
    protocolExtensions   ProtocolExtensionContainer {{CellSynchronisationReconfigurationFailureTDD-Extensions}}  OPTIONAL,
    ...
}

CellSynchronisationReconfigurationFailureTDD-Extensions NBAP-PROTOCOL-EXTENSION ::= {
    ...
}

CellSynchronisationReconfigurationFailureTDD-IEs NBAP-PROTOCOL-IES ::= {
    { ID      id-Cause          CRITICALITY   ignore      TYPE      Cause          PRESENCE mandatory
    } |
    { ID      id-CriticalityDiagnostics          CRITICALITY   ignore      TYPE      CriticalityDiagnostics          PRESENCE optional },
    ...
}

-- *****

```



```

--
-- CELL SYNCHRONISATION ADJUSTMENT REQUEST TDD
--
-- *****

CellSynchronisationAdjustmentRequestTDD ::= SEQUENCE {
    protocolIEs          ProtocolIE-Container    {{CellSynchronisationAdjustmentRequestTDD-IEs}},
    protocolExtensions  ProtocolExtensionContainer {{CellSynchronisationAdjustmentRequestTDD-Extensions}}    OPTIONAL,
    ...
}

CellSynchronisationAdjustmentRequestTDD-Extensions NBAP-PROTOCOL-EXTENSION ::= {
    ...
}

CellSynchronisationAdjustmentRequestTDD-IEs NBAP-PROTOCOL-IES ::= {
    { ID id-CellAdjustmentInfo-SyncAdjustmntRqstTDD CRITICALITY ignore TYPE CellAdjustmentInfo-SyncAdjustmentRqstTDD PRESENCE mandatory },
    ...
}

CellAdjustmentInfo-SyncAdjustmentRqstTDD ::= SEQUENCE (SIZE (1..maxCellinNodeB)) OF ProtocolIE-Single-Container {{ CellAdjustmentInfoItemIE-SyncAdjustmntRqstTDD }}

CellAdjustmentInfoItemIE-SyncAdjustmntRqstTDD NBAP-PROTOCOL-IES ::= {
    { ID id-CellAdjustmentInfoItem-SyncAdjustmentRqstTDD CRITICALITY ignore TYPE CellAdjustmentInfoItem-SyncAdjustmentRqstTDD PRESENCE mandatory }
}

CellAdjustmentInfoItem-SyncAdjustmentRqstTDD ::= SEQUENCE {
    c-ID                C-ID,
    frameAdjustmentValue          FrameAdjustmentValue          OPTIONAL,
    timingAdjustmentValue        TimingAdjustmentValue          OPTIONAL,
    dlTransPower                DL-Power                        OPTIONAL, -- 3.84Mcps TDD only
    sfn                        SFN                            OPTIONAL,
    iE-Extensions              ProtocolExtensionContainer {{ CellAdjustmentInfoItem-SyncAdjustmntRqstTDD-ExtIEs }}    OPTIONAL,
    ...
}

CellAdjustmentInfoItem-SyncAdjustmntRqstTDD-ExtIEs NBAP-PROTOCOL-EXTENSION ::= {
    { ID id-DwPCH-Power CRITICALITY ignore EXTENSION DwPCH-Power PRESENCE optional }, -- 1.28Mcps TDD only
    ...
}

-- *****
--
-- CELL SYNCHRONISATION ADJUSTMENT RESPONSE TDD
--
-- *****

CellSynchronisationAdjustmentResponseTDD ::= SEQUENCE {
    protocolIEs          ProtocolIE-Container    {{CellSynchronisationAdjustmentResponseTDD-IEs}},
    protocolExtensions  ProtocolExtensionContainer {{CellSynchronisationAdjustmentResponseTDD-Extensions}}    OPTIONAL,
    ...
}

```

```

CellSynchronisationAdjustmentResponseTDD-Extensions NBAP-PROTOCOL-EXTENSION ::= {
  ...
}

CellSynchronisationAdjustmentResponseTDD-IEs NBAP-PROTOCOL-IES ::= {
  { ID      id-CriticalityDiagnostics      CRITICALITY ignore      TYPE      CriticalityDiagnostics      PRESENCE optional },
  ...
}

-- *****
--
-- CELL SYNCHRONISATION ADJUSTMENT FAILURE TDD
--
-- *****

CellSynchronisationAdjustmentFailureTDD ::= SEQUENCE {
  protocolIEs          ProtocolIE-Container    {{CellSynchronisationAdjustmentFailureTDD-IEs}},
  protocolExtensions   ProtocolExtensionContainer  {{CellSynchronisationAdjustmentFailureTDD-Extensions}}    OPTIONAL,
  ...
}

CellSynchronisationAdjustmentFailureTDD-Extensions NBAP-PROTOCOL-EXTENSION ::= {
  ...
}

CellSynchronisationAdjustmentFailureTDD-IEs NBAP-PROTOCOL-IES ::= {
  { ID      id-CauseLevel-SyncAdjustmntFailureTDD  CRITICALITY ignore      TYPE      CauseLevel-SyncAdjustmntFailureTDD  PRESENCE mandatory  }|
  { ID      id-CriticalityDiagnostics              CRITICALITY ignore      TYPE      CriticalityDiagnostics              PRESENCE optional
  },
  ...
}

CauseLevel-SyncAdjustmntFailureTDD ::= CHOICE {
  generalCause          GeneralCauseList-SyncAdjustmntFailureTDD,
  cellSpecificCause     CellSpecificCauseList-SyncAdjustmntFailureTDD,
  ...
}

GeneralCauseList-SyncAdjustmntFailureTDD ::= SEQUENCE {
  cause                 Cause,
  iE-Extensions         ProtocolExtensionContainer { { GeneralCauseList-SyncAdjustmntFailureTDD-ExtIEs } }    OPTIONAL,
  ...
}

GeneralCauseList-SyncAdjustmntFailureTDD-ExtIEs NBAP-PROTOCOL-EXTENSION ::= {
  ...
}

CellSpecificCauseList-SyncAdjustmntFailureTDD ::= SEQUENCE {
  unsuccessful-cell-InformationRespList-SyncAdjustmntFailureTDD  Unsuccessful-cell-InformationRespList-SyncAdjustmntFailureTDD,
  iE-Extensions          ProtocolExtensionContainer { { CellSpecificCauseList-SyncAdjustmntFailureTDD-ExtIEs } }
  OPTIONAL,
  ...
}

```

```

}
CellSpecificCauseList-SyncAdjustmntFailureTDD-ExtIEs NBAP-PROTOCOL-EXTENSION ::= {
  ...
}
Unsuccessful-cell-InformationRespList-SyncAdjustmntFailureTDD ::= SEQUENCE (SIZE (1..maxNrOfRLs)) OF ProtocolIE-Single-Container
{{ Unsuccessful-cell-InformationRespItemIE-SyncAdjustmntFailureTDD }}

Unsuccessful-cell-InformationRespItemIE-SyncAdjustmntFailureTDD NBAP-PROTOCOL-IES ::= {
  { ID      id-Unsuccessful-cell-InformationRespItem-SyncAdjustmntFailureTDD      CRITICALITY      ignore      TYPE      Unsuccessful-
cell-InformationRespItem-SyncAdjustmntFailureTDD      PRESENCE      mandatory},
  ...
}

Unsuccessful-cell-InformationRespItem-SyncAdjustmntFailureTDD ::= SEQUENCE {
  c-ID      C-ID,
  cause     Cause,
  iE-Extensions      ProtocolExtensionContainer { { Unsuccessful-cell-InformationRespItem-SyncAdjustmntFailureTDD-
ExtIEs} }      OPTIONAL,
  ...
}

Unsuccessful-cell-InformationRespItem-SyncAdjustmntFailureTDD-ExtIEs NBAP-PROTOCOL-EXTENSION ::= {
  ...
}

-- *****
--
-- CELL SYNCHRONISATION TERMINATION REQUEST TDD
--
-- *****

CellSynchronisationTerminationRequestTDD ::= SEQUENCE {
  protocolIEs      ProtocolIE-Container      {{CellSynchronisationTerminationRequestTDD-IEs}},
  protocolExtensions      ProtocolExtensionContainer      {{CellSynchronisationTerminationRequestTDD-Extensions}}      OPTIONAL,
  ...
}

CellSynchronisationTerminationRequestTDD-Extensions NBAP-PROTOCOL-EXTENSION ::= {
  ...
}

CellSynchronisationTerminationRequestTDD-IEs NBAP-PROTOCOL-IES ::= {
  { ID      id-C-ID      CRITICALITY      ignore      TYPE      C-ID      PRESENCE      mandatory }|
  { ID      id-CSBTransmissionID      CRITICALITY      ignore      TYPE      CSBTransmissionID      PRESENCE      optional }|
  { ID      id-CSBMeasurementID      CRITICALITY      ignore      TYPE      CSBMeasurementID      PRESENCE      optional }|
  ...
}

-- *****
--
-- CELL SYNCHRONISATION FAILURE INDICATION TDD
--

```

```

-- *****
CellSynchronisationFailureIndicationTDD ::= SEQUENCE {
  protocolIEs          ProtocolIE-Container  {{CellSynchronisationFailureIndicationTDD-IEs}},
  protocolExtensions  ProtocolExtensionContainer {{CellSynchronisationFailureIndicationTDD-Extensions}}  OPTIONAL,
  ...
}

CellSynchronisationFailureIndicationTDD-Extensions NBAP-PROTOCOL-EXTENSION ::= {
  ...
}

CellSynchronisationFailureIndicationTDD-IEs NBAP-PROTOCOL-IES ::= {
  { ID   id-C-ID          CRITICALITY ignore   TYPE   C-ID          PRESENCE mandatory }|
  { ID   id-CSBTransmissionID CRITICALITY ignore   TYPE   CSBTransmissionID PRESENCE optional }|
  { ID   id-CSBMeasurementID CRITICALITY ignore   TYPE   CSBMeasurementID  PRESENCE optional }|
  { ID   id-Cause         CRITICALITY ignore   TYPE   Cause          PRESENCE mandatory },
  ...
}

-- *****
--
-- CELL SYNCHRONISATION REPORT TDD
--
-- *****

CellSynchronisationReportTDD ::= SEQUENCE {
  protocolIEs          ProtocolIE-Container  {{CellSynchronisationReportTDD-IEs}},
  protocolExtensions  ProtocolExtensionContainer {{CellSynchronisationReportTDD-Extensions}}  OPTIONAL,
  ...
}

CellSynchronisationReportTDD-Extensions NBAP-PROTOCOL-EXTENSION ::= {
  ...
}

CellSynchronisationReportTDD-IEs NBAP-PROTOCOL-IES ::= {
  { ID   id-CellSyncInfo-CellSyncReprtTDD      CRITICALITY ignore   TYPE   CellSyncInfo-CellSyncReprtTDD      PRESENCE mandatory },
  ...
}

CellSyncInfo-CellSyncReprtTDD ::= SEQUENCE (SIZE (1..maxCellinNodeB)) OF ProtocolIE-Single-Container {{ CellSyncInfoItemIE-CellSyncReprtTDD }}

CellSyncInfoItemIE-CellSyncReprtTDD NBAP-PROTOCOL-IES ::= {
  { ID   id-C-ID          CRITICALITY ignore   TYPE   C-ID          PRESENCE mandatory }|
  { ID   id-SyncReportType-CellSyncReprtTDD    CRITICALITY ignore   TYPE   SyncReportType-CellSyncReprtTDD    PRESENCE optional},
  ...
}

SyncReportType-CellSyncReprtTDD ::= CHOICE {
  intStdPhSyncInfo-CellSyncReprtTDD  IntStdPhCellSyncInfo-CellSyncReprtTDD,
  lateEntrantCell                     NULL,
}

```

```

    frequencyAcquisition      NULL,
    ...
}

IntStdPhCellSyncInfo-CellSyncReprtTDD ::= SEQUENCE {
    cellSyncBurstMeasuredInfo      CellSyncBurstMeasInfoList-CellSyncReprtTDD,
    iE-Extensions                  ProtocolExtensionContainer { { IntStdPhCellSyncInfoList-CellSyncReprtTDD-ExtIEs } } OPTIONAL,
    ...
}

IntStdPhCellSyncInfoList-CellSyncReprtTDD-ExtIEs NBAP-PROTOCOL-EXTENSION ::= {
    { ID id-AccumulatedClockupdate-CellSyncReprtTDD      CRITICALITY ignore EXTENSION TimingAdjustmentValue      PRESENCE optional } |
    { ID id-SyncDLCodeIdsMeasInfoList-CellSyncReprtTDD CRITICALITY ignore EXTENSION SyncDLCodeIdsMeasInfoList-CellSyncReprtTDD PRESENCE optional }, -- Mandatory for 1.28Mcps TDD only
    ...
}

CellSyncBurstMeasInfoList-CellSyncReprtTDD ::= SEQUENCE (SIZE (0..maxNrOfCellSyncBursts)) OF CellSyncBurstMeasInfoItem-CellSyncReprtTDD --
Mandatory for 3.84Mcps TDD only

CellSyncBurstMeasInfoItem-CellSyncReprtTDD ::= SEQUENCE {
    sFN                            SFN,
    cellSyncBurstInfo-CellSyncReprtTDD SEQUENCE (SIZE (1..maxNrOfReceptsPerSyncFrame)) OF CellSyncBurstInfo-CellSyncReprtTDD,
    ...
}

CellSyncBurstInfo-CellSyncReprtTDD ::= CHOICE {
    cellSyncBurstAvailable      CellSyncBurstAvailable-CellSyncReprtTDD,
    cellSyncBurstNotAvailable   NULL,
    ...
}

CellSyncBurstAvailable-CellSyncReprtTDD ::= SEQUENCE {
    cellSyncBurstTiming        CellSyncBurstTiming,
    cellSyncBurstSIR           CellSyncBurstSIR,
    ...
}

SyncDLCodeIdsMeasInfoList-CellSyncReprtTDD ::= SEQUENCE (SIZE (0..maxNoOfSyncFramesLCR)) OF SyncDLCodeIdsMeasInfoItem-CellSyncReprtTDD
-- Mandatory for 1.28Mcps TDD only

SyncDLCodeIdsMeasInfoItem-CellSyncReprtTDD ::= SEQUENCE {
    sFN                            SFN,
    syncDLCodeIdInfo-CellSyncReprtTDD SEQUENCE (SIZE (1..maxNrOfReceptsPerSyncFrameLCR)) OF syncDLCodeIdInfo-CellSyncReprtTDD,
    iE-Extensions                  ProtocolExtensionContainer { { SyncDLCodeIdsMeasInfoItem-CellSyncReprtTDD-ExtIEs } } OPTIONAL,
    ...
}

SyncDLCodeIdsMeasInfoItem-CellSyncReprtTDD-ExtIEs NBAP-PROTOCOL-EXTENSION ::= {
    ...
}

syncDLCodeIdInfo-CellSyncReprtTDD ::= CHOICE {
    syncDLCodeIdAvailable      SyncDLCodeIdAvailable-CellSyncReprtTDD,

```

```

    syncDLCodeIDNotAvailable          NULL,
    ...
}

SynCodeIdAvailable-CellSyncReprtTDD ::= SEQUENCE {
    syncDLCodeIdTiming                CellSyncBurstTiming,
    syncDLCodeIdSIR                   CellSyncBurstSIR,
    iE-Extensions                     ProtocolExtensionContainer { { SynCodeIdAvailable-CellSyncReprtTDD-ExtIEs } } OPTIONAL,
    ...
}

SynCodeIdAvailable-CellSyncReprtTDD-ExtIEs NBAP-PROTOCOL-EXTENSION ::= {
    ...
}

-- *****
--
-- BEARER REARRANGEMENT INDICATION
--
-- *****

BearerRearrangementIndication ::= SEQUENCE {
    protocolIEs                       ProtocolIE-Container    {{BearerRearrangementIndication-IEs}},
    protocolExtensions                ProtocolExtensionContainer {{BearerRearrangementIndication-Extensions}} OPTIONAL,
    ...
}

BearerRearrangementIndication-IEs NBAP-PROTOCOL-IES ::= {
    { ID id-CRNC-CommunicationContextID          CRITICALITY ignore TYPE CRNC-CommunicationContextID
      PRESENCE mandatory } |
    { ID id-SignallingBearerRequestIndicator     CRITICALITY ignore TYPE SignallingBearerRequestIndicator
      PRESENCE optional } |
    { ID id-DCH-RearrangeList-Bearer-RearrangeInd RearrangeInd CRITICALITY ignore TYPE DCH-RearrangeList-Bearer-
      PRESENCE optional } |
    { ID id-DSCH-RearrangeList-Bearer-RearrangeInd RearrangeInd CRITICALITY ignore TYPE DSCH-RearrangeList-Bearer-
      PRESENCE optional } |
    { ID id-USCH-RearrangeList-Bearer-RearrangeInd RearrangeInd CRITICALITY ignore TYPE USCH-RearrangeList-Bearer-
      PRESENCE optional } |
    { ID id-TFCI2BearerRequestIndicator          CRITICALITY ignore TYPE TFCI2BearerRequestIndicator
      PRESENCE optional },
    ...
}

BearerRearrangementIndication-Extensions NBAP-PROTOCOL-EXTENSION ::= {
    ...
}

DCH-RearrangeList-Bearer-RearrangeInd ::= SEQUENCE (SIZE (1..maxNrOfDCHs)) OF DCH-RearrangeItem-Bearer-RearrangeInd

DCH-RearrangeItem-Bearer-RearrangeInd ::= SEQUENCE {
    dCH-ID                             DCH-ID,
    iE-Extensions                       ProtocolExtensionContainer { { DCH-RearrangeItem-Bearer-RearrangeInd-ExtIEs } } OPTIONAL,
    ...
}

```

```

DCH-RearrangeItem-Bearer-RearrangeInd-ExtIEs  NBAP-PROTOCOL-EXTENSION ::= {
  ...
}

DSCH-RearrangeList-Bearer-RearrangeInd ::= SEQUENCE (SIZE (1..maxNrOfDSCHs)) OF DSCH-RearrangeItem-Bearer-RearrangeInd

DSCH-RearrangeItem-Bearer-RearrangeInd ::= SEQUENCE {
  dSCH-ID          DSCH-ID,
  iE-Extensions   ProtocolExtensionContainer { { DSCH-RearrangeItem-Bearer-RearrangeInd-ExtIEs } }  OPTIONAL,
  ...
}

DSCH-RearrangeItem-Bearer-RearrangeInd-ExtIEs  NBAP-PROTOCOL-EXTENSION ::= {
  ...
}

USCH-RearrangeList-Bearer-RearrangeInd ::= SEQUENCE (SIZE (1..maxNrOfUSCHs)) OF USCH-RearrangeItem-Bearer-RearrangeInd

USCH-RearrangeItem-Bearer-RearrangeInd ::= SEQUENCE {
  uSCH-ID          USCH-ID,
  iE-Extensions   ProtocolExtensionContainer { { USCH-RearrangeItem-Bearer-RearrangeInd-ExtIEs } }  OPTIONAL,
  ...
}

USCH-RearrangeItem-Bearer-RearrangeInd-ExtIEs  NBAP-PROTOCOL-EXTENSION ::= {
  ...
}

-- *****
--
-- RADIO LINK ACTIVATION COMMAND FDD
--
-- *****

RadioLinkActivationCommandFDD ::= SEQUENCE {
  protocolIEs          ProtocolIE-Container  {{RadioLinkActivationCommandFDD-IEs}},
  protocolExtensions  ProtocolExtensionContainer  {{RadioLinkActivationCommandFDD-Extensions}}  OPTIONAL,
  ...
}

RadioLinkActivationCommandFDD-IEs NBAP-PROTOCOL-IES ::= {
  { ID      id-NodeB-CommunicationContextID          CRITICALITY reject  TYPE      NodeB-CommunicationContextID
  PRESENCE mandatory }},
  { ID      id-DelayedActivationList-RL-ActivationCmdFDD  CRITICALITY reject  TYPE      DelayedActivationInformationList-RL-ActivationCmdFDD
  PRESENCE mandatory },
  ...
}

RadioLinkActivationCommandFDD-Extensions NBAP-PROTOCOL-EXTENSION ::= {
  ...
}

DelayedActivationInformationList-RL-ActivationCmdFDD ::= SEQUENCE (SIZE (1..maxNrOfRLs)) OF ProtocolIE-Single-Container {

```

```

    { DelayedActivationInformation-RL-ActivationCmdFDD-IEs } }

DelayedActivationInformation-RL-ActivationCmdFDD-IEs NBAP-PROTOCOL-IES ::= {
  { ID id-DelayedActivationInformation-RL-ActivationCmdFDD    CRITICALITY reject  TYPE DelayedActivationInformation-RL-ActivationCmdFDD  PRESENCE
optional    }
}

DelayedActivationInformation-RL-ActivationCmdFDD ::= SEQUENCE {
  rL-ID                RL-ID,
  delayed-activation-update  DelayedActivationUpdate,
  iE-Extensions        ProtocolExtensionContainer { { DelayedActivationInformation-RL-ActivationCmdFDD-ExtIEs } } OPTIONAL,
  ...
}

DelayedActivationInformation-RL-ActivationCmdFDD-ExtIEs NBAP-PROTOCOL-EXTENSION ::= {
  ...
}

-- *****
--
-- RADIO LINK ACTIVATION COMMAND TDD
--
-- *****

RadioLinkActivationCommandTDD ::= SEQUENCE {
  protocolIEs          ProtocolIE-Container    {{RadioLinkActivationCommandTDD-IEs}},
  protocolExtensions   ProtocolExtensionContainer {{RadioLinkActivationCommandTDD-Extensions}}          OPTIONAL,
  ...
}

RadioLinkActivationCommandTDD-IEs NBAP-PROTOCOL-IES ::= {
  { ID id-NodeB-CommunicationContextID                CRITICALITY reject  TYPE NodeB-CommunicationContextID
  PRESENCE mandatory } |
  { ID id-DelayedActivationList-RL-ActivationCmdTDD    CRITICALITY reject  TYPE DelayedActivationInformationList-RL-ActivationCmdTDD
  PRESENCE mandatory },
  ...
}

RadioLinkActivationCommandTDD-Extensions NBAP-PROTOCOL-EXTENSION ::= {
  ...
}

DelayedActivationInformationList-RL-ActivationCmdTDD ::= SEQUENCE (SIZE (1..maxNrOfRLs)) OF ProtocolIE-Single-Container {
  { DelayedActivationInformation-RL-ActivationCmdTDD-IEs } }

DelayedActivationInformation-RL-ActivationCmdTDD-IEs NBAP-PROTOCOL-IES ::= {
  { ID id-DelayedActivationInformation-RL-ActivationCmdTDD    CRITICALITY reject  TYPE DelayedActivationInformation-RL-ActivationCmdTDD  PRESENCE
optional    }
}

DelayedActivationInformation-RL-ActivationCmdTDD ::= SEQUENCE {
  rL-ID                RL-ID,
  delayed-activation-update  DelayedActivationUpdate,

```



```

    iE-Extensions          ProtocolExtensionContainer { { DelayedActivationInformation-RL-ActivationCmdTDD-ExtIEs } } OPTIONAL,
    ...
}
DelayedActivationInformation-RL-ActivationCmdTDD-ExtIEs NBAP-PROTOCOL-EXTENSION ::= {
    ...
}
END

```

9.3.4 Information Elements Definitions

```

--*****
--
-- Information Element Definitions
--
--*****

NBAP-IEs {
itu-t (0) identified-organization (4) etsi (0) mobileDomain (0)
umts-Access (20) modules (3) nbap (2) version1 (1) nbap-IEs (2) }

DEFINITIONS AUTOMATIC TAGS ::=
BEGIN

IMPORTS
    maxNrOfRLs,
    maxNrOfTFCS,
    maxNrOfErrors,
    maxCTFC,
    maxNrOfTFs,
    maxTTL-count,
    maxRateMatching,
    maxCodeNrComp-1,
    maxNrOfCellSyncBursts,
    maxNrOfCodeGroups,
    maxNrOfMeasNCell,
    maxNrOfMeasNCell-1,
    maxNrOfReceptsPerSyncFrame,
    maxNrOfTFCIGroups,
    maxNrOfTFCI1Combs,
    maxNrOfTFCI2Combs,
    maxNrOfTFCI2Combs-1,
    maxNrOfSF,
    maxTGPS,
    maxNrOfUSCHs,
    maxNrOfULTSs,
    maxNrOfULTSLCRs,
    maxNrOfDPCHs,
    maxNrOfDPCHLCRs,
    maxNrOfCodes,
    maxNrOfDSCHs,
    maxNrOfDLTSs,

```

```

    maxNrOfDLTSLCRs,
    maxNrOfDCHs,
    maxNrOfLevels,
    maxNoGPSItems,
    maxNoSat,
    maxNrOfHSSCCHs,
    maxNrOfHSSCCHCodes,
    maxNrOfMACdFlows,
    maxNrOfMACdFlows-1,
    maxNrOfMACdPDUIndexes,
    maxNrOfMACdPDUIndexes-1,
    maxNrOfPriorityQueues,
    maxNrOfPriorityQueues-1,
    maxNrOfHARQProcesses,

    id-MessageStructure,
    id-ReportCharacteristicsType-OnModification,
    id-Rx-Timing-Deviation-Value-LCR,
    id-SFNSFNMeasurementValueInformation,
    id-SFNSFNMeasurementThresholdInformation,
    id-TUTRANGPSMeasurementValueInformation,
    id-TUTRANGPSMeasurementThresholdInformation,
    id-TypeOfError,
    id-transportlayeraddress,
    id-bindingID
FROM NBAP-Constants

    Criticality,
    ProcedureID,
    ProtocolIE-ID,
    TransactionID,
    TriggeringMessage
FROM NBAP-CommonDataTypes

    NBAP-PROTOCOL-IES,
    ProtocolExtensionContainer{},
    ProtocolIE-Single-Container{},
    NBAP-PROTOCOL-EXTENSION
FROM NBAP-Containers;

-- =====
-- A
-- =====

Acknowledged-PCPCH-access-preambles ::= INTEGER (0..15,...)

Acknowledged-PRACH-preambles-Value ::= INTEGER(0..240,...)
-- The number of L1 acknowledged random access tries per every 20 ms period.

AddorDeleteIndicator ::= ENUMERATED {
    add,
    delete
}

```

```
Active-Pattern-Sequence-Information ::= SEQUENCE {
    cmConfigurationChangeCFN          CFN,
    transmission-Gap-Pattern-Sequence-Status  Transmission-Gap-Pattern-Sequence-Status-List  OPTIONAL,
    iE-Extensions                      ProtocolExtensionContainer { {Active-Pattern-Sequence-Information-ExtIEs} } OPTIONAL,
    ...
}
```

```
Active-Pattern-Sequence-Information-ExtIEs NBAP-PROTOCOL-EXTENSION ::= {
    ...
}
```

```
Transmission-Gap-Pattern-Sequence-Status-List ::= SEQUENCE (SIZE (0..maxTGPS)) OF
    SEQUENCE {
        tGPSID          TGPSID,
        tGPRC           TGPRC,
        tGCFN           GCFN,
        iE-Extensions  ProtocolExtensionContainer { { Transmission-Gap-Pattern-Sequence-Status-List-ExtIEs } } OPTIONAL,
        ...
    }
}
```

```
Transmission-Gap-Pattern-Sequence-Status-List-ExtIEs NBAP-PROTOCOL-EXTENSION ::= {
    ...
}
```

```
AICH-Power ::= INTEGER (-22..5)
-- Offset in dB.
```

```
AICH-TransmissionTiming ::= ENUMERATED {
    v0,
    v1
}
```

```
AllocationRetentionPriority ::= SEQUENCE {
    priorityLevel          PriorityLevel,
    pre-emptionCapability  Pre-emptionCapability,
    pre-emptionVulnerability  Pre-emptionVulnerability,
    iE-Extensions         ProtocolExtensionContainer { {AllocationRetentionPriority-ExtIEs} } OPTIONAL,
    ...
}
```

```
AllocationRetentionPriority-ExtIEs NBAP-PROTOCOL-EXTENSION ::= {
    ...
}
```

```
Angle-Of-Arrival-Value-LCR ::= SEQUENCE OF {
    aOA-LCR          AOA-LCR,
    aOA-LCR-Accuracy-Class  AOA-LCR-Accuracy-Class,
    iE-Extensions    ProtocolExtensionContainer { {Angle-Of-Arrival-Value-LCR-ExtIEs} } OPTIONAL,
    ...
}
```

```
...
}

Angle-Of-Arrival-Value-LCR-ExtIEs NBAP-PROTOCOL-EXTENSION ::= {
    ...
}

AOA-LCR ::= INTEGER (0..719)
-- Angle Of Arrival for 1.28Mcps TDD

AOA-LCR-Accuracy-Class ::= ENUMERATED {a,b,c,d,e,f,g,h,...}

APPreambleSignature ::= INTEGER (0..15)

APSubChannelNumber ::= INTEGER (0..11)

AvailabilityStatus ::= ENUMERATED {
    empty,
    in-test,
    failed,
    power-off,
    off-line,
    off-duty,
    dependency,
    degraded,
    not-installed,
    log-full,
    ...
}

-- =====
-- B
-- =====

BCCH-ModificationTime ::= INTEGER (0..511)
-- Time = BCCH-ModificationTime * 8
-- Range 0 to 4088, step 8
-- All SFN values in which MIB may be mapped are allowed

BindingID ::= OCTET STRING (SIZE (1..4, ...))
--If the Binding ID includes a UDP port, the UDP port is included in octet 1 and 2.The first octet of
the UDP port field is included in the first octet of the the Binding ID.

BetaCD ::= INTEGER (0..15)

BLER ::= INTEGER (-63..0)
-- Step 0.1 (Range -6.3..0). It is the Log10 of the BLER

BlockingPriorityIndicator ::= ENUMERATED {
    high,
    normal,
    low,
    ...
}
```

```
-- High priority: Block resource immediately.  
-- Normal priority: Block resource when idle or upon timer expiry.  
-- Low priority: Block resource when idle.
```

```
SCTD-Indicator ::= ENUMERATED {  
    active,  
    inactive  
}
```

```
-- =====  
-- C  
-- =====
```

```
Cause ::= CHOICE {  
    radioNetwork          CauseRadioNetwork,  
    transport             CauseTransport,  
    protocol              CauseProtocol,  
    misc                  CauseMisc,  
    ...  
}
```

```
CauseMisc ::= ENUMERATED {  
    control-processing-overload,  
    hardware-failure,  
    oam-intervention,  
    not-enough-user-plane-processing-resources,  
    unspecified,  
    ...  
}
```

```
CauseProtocol ::= ENUMERATED {  
    transfer-syntax-error,  
    abstract-syntax-error-reject,  
    abstract-syntax-error-ignore-and-notify,  
    message-not-compatible-with-receiver-state,  
    semantic-error,  
    unspecified,  
    abstract-syntax-error-falsely-constructed-message,  
    ...  
}
```

```
CauseRadioNetwork ::= ENUMERATED {  
    unknown-C-ID,  
    cell-not-available,  
    power-level-not-supported,  
    dl-radio-resources-not-available,  
    ul-radio-resources-not-available,  
    rl-already-ActivatedOrAlocated,  
    nodeB-Resources-unavailable,  
    measurement-not-supported-for-the-object,  
    combining-resources-not-available,  
    requested-configuration-not-supported,  
    synchronisation-failure,  
    priority-transport-channel-established,
```

```

sIB-Origination-in-Node-B-not-Supported,
requested-tx-diversity-mode-not-supported,
unspecified,
bCCH-scheduling-error,
measurement-temporarily-not-available,
invalid-CM-settings,
reconfiguration-CFN-not-elapsed,
number-of-DL-codes-not-supported,
s-cipch-not-supported,
combining-not-supported,
ul-sf-not-supported,
dl-SF-not-supported,
common-transport-channel-type-not-supported,
dedicated-transport-channel-type-not-supported,
downlink-shared-channel-type-not-supported,
uplink-shared-channel-type-not-supported,
cm-not-supported,
tx-diversity-no-longer-supported,
unknown-Local-Cell-ID,
... ,
number-of-UL-codes-not-supported,
information-temporarily-not-available,
information-provision-not-supported-for-the-object,
cell-synchronisation-not-supported,
synchronisation-adjustment-not-supported,
dpc-mode-change-not-supported,
iPDL-already-activated,
iPDL-not-supported,
iPDL-parameters-not-available,
frequency-acquisition-not-supported,
power-balancing-status-not-compatible,
requested-typeofbearer-re-arrangement-not-supported,
signalling-Bearer-Re-arrangement-not-supported,
bearer-Re-arrangement-needed,
delayed-activation-not-supported,
rl-timing-adjustment-not-supported
}

CauseTransport ::= ENUMERATED {
    transport-resource-unavailable,
    unspecified,
    ...
}

CCTrCH-ID ::= INTEGER (0..15)

CDSubChannelNumbers ::= BIT STRING {
    subCh11(0),
    subCh10(1),
    subCh9(2),
    subCh8(3),
    subCh7(4),
    subCh6(5),
    subCh5(6),

```

```

        subCh4(7),
        subCh3(8),
        subCh2(9),
        subCh1(10),
        subCh0(11)
    } (SIZE (12))

CellParameterID ::= INTEGER (0..127,...)

CellSyncBurstAvailabilityIndicator ::= ENUMERATED {
    cellSyncBurstAvailable,
    cellSyncBurstNotAvailable
}

CellSyncBurstCode ::= INTEGER(0..7, ...)

CellSyncBurstCodeShift ::= INTEGER(0..7)

CellSyncBurstRepetitionPeriod ::= INTEGER (0..4095)

CellSyncBurstSIR ::= INTEGER (0..31)

CellSyncBurstTiming ::= CHOICE {
    initialPhase      INTEGER (0..1048575),
    steadyStatePhase  INTEGER (0..255)
}

CellSyncBurstTimingThreshold ::= INTEGER(0..254)

CFN ::= INTEGER (0..255)

Channel-Assignment-Indication ::= ENUMERATED {
    cA-Active,
    cA-Inactive
}

ChipOffset ::= INTEGER (0..38399)
-- Unit Chip

C-ID ::= INTEGER (0..65535)

Closedlooptimingadjustmentmode ::= ENUMERATED {
    adj-1-slot,
    adj-2-slot,
    ...
}

CommonChannelsCapacityConsumptionLaw ::= SEQUENCE (SIZE(1..maxNrOfSF)) OF
SEQUENCE {
    dl-Cost      INTEGER (0..65535),
    ul-Cost      INTEGER (0..65535),
    iE-Extensions ProtocolExtensionContainer { { CommonChannelsCapacityConsumptionLaw-ExtIEs } }
    ...
}
OPTIONAL,

```

```

CommonChannelsCapacityConsumptionLaw-ExtIEs NBAP-PROTOCOL-EXTENSION ::= {
  ...
}

CommonMeasurementAccuracy ::= CHOICE {
  tUTRANGPSMeasurementAccuracyClass      TUTRANGPSAccuracyClass,
  ...
}

CommonMeasurementType ::= ENUMERATED {
  received-total-wide-band-power,
  transmitted-carrier-power,
  acknowledged-prach-preambles,
  ul-timeslot-iscp,
  acknowledged-PCPCH-access-preambles,
  detected-PCPCH-access-preambles,
  ...,
  uTRAN-GPS-Timing-of-Cell-Frames-for-LCS,
  sFN-SFN-Observed-Time-Difference
}

CommonMeasurementValue ::= CHOICE {
  transmitted-carrier-power              Transmitted-Carrier-Power-Value,
  received-total-wide-band-power         Received-total-wide-band-power-Value,
  acknowledged-prach-preambles           Acknowledged-PRACH-preambles-Value,
  uL-TimeslotISCP                        UL-TimeslotISCP-Value,
  acknowledged-PCPCH-access-preambles    Acknowledged-PCPCH-access-preambles,
  detected-PCPCH-access-preambles         Detected-PCPCH-access-preambles,
  ...,
  extension-CommonMeasurementValue       Extension-CommonMeasurementValue
}

Extension-CommonMeasurementValue ::= ProtocolIE-Single-Container {{ Extension-CommonMeasurementValueIE }}

Extension-CommonMeasurementValueIE NBAP-PROTOCOL-IES ::= {
  { ID id-TUTRANGPSMeasurementValueInformation  CRITICALITY ignore  TYPE TUTRANGPSMeasurementValueInformation  PRESENCE mandatory }|
  { ID id-SFN-SFNMeasurementValueInformation    CRITICALITY ignore  TYPE SFN-SFNMeasurementValueInformation    PRESENCE mandatory }
}

CommonMeasurementValueInformation ::= CHOICE {
  measurementAvailable      CommonMeasurementAvailable,
  measurementnotAvailable   CommonMeasurementnotAvailable
}

CommonMeasurementAvailable ::= SEQUENCE {
  commonmeasurementValue      CommonMeasurementValue,
  ie-Extensions                ProtocolExtensionContainer { { CommonMeasurementAvailableItem-ExtIEs } }      OPTIONAL,
  ...
}

```



```

CommonMeasurementAvailableItem-ExtIEs NBAP-PROTOCOL-EXTENSION ::= {
    ...
}
CommonMeasurementnotAvailable ::= NULL

CommonPhysicalChannelID ::= INTEGER (0..255)

Common-PhysicalChannel-Status-Information ::= SEQUENCE {
    commonPhysicalChannelID          CommonPhysicalChannelID,
    resourceOperationalState        ResourceOperationalState,
    availabilityStatus              AvailabilityStatus,
    iE-Extensions                   ProtocolExtensionContainer { { Common-PhysicalChannel-Status-Information-ExtIEs} } OPTIONAL,
    ...
}

Common-PhysicalChannel-Status-Information-ExtIEs NBAP-PROTOCOL-EXTENSION ::= {
    ...
}

CommonTransportChannelID ::= INTEGER (0..255)

Common-TransportChannel-Status-Information ::= SEQUENCE {
    commonTransportChannelID        CommonTransportChannelID,
    resourceOperationalState        ResourceOperationalState,
    availabilityStatus              AvailabilityStatus,
    iE-Extensions                   ProtocolExtensionContainer { { Common-TransportChannel-Status-Information-ExtIEs} } OPTIONAL,
    ...
}

Common-TransportChannel-Status-Information-ExtIEs NBAP-PROTOCOL-EXTENSION ::= {
    ...
}

CommunicationControlPortID ::= INTEGER (0..65535)

Compressed-Mode-Deactivation-Flag ::= ENUMERATED {
    deactivate,
    maintain-Active
}
-- on=deactivate

ConfigurationGenerationID ::= INTEGER (0..255)
-- Value '0' means "No configuration"

ConstantValue ::= INTEGER (-10..10,...)
-- -10 dB - +10 dB
-- unit dB
-- step 1 dB

CPCH-Allowed-Total-Rate ::= ENUMERATED {
    v15,
    v30,

```

```

v60,
v120,
v240,
v480,
v960,
v1920,
v2880,
v3840,
v4800,
v5760,
...
}

CPCHScramblingCodeNumber ::= INTEGER (0..79)

CPCH-UL-DPCCH-SlotFormat ::= INTEGER (0..2,...)

CriticalityDiagnostics ::= SEQUENCE {
    procedureID          ProcedureID          OPTIONAL,
    triggeringMessage    TriggeringMessage    OPTIONAL,
    procedureCriticality Criticality          OPTIONAL,
    transactionID       TransactionID        OPTIONAL,
    iEsCriticalityDiagnostics CriticalityDiagnostics-IE-List OPTIONAL,
    iE-Extensions       ProtocolExtensionContainer { {CriticalityDiagnostics-ExtIEs} } OPTIONAL,
    ...
}

CriticalityDiagnostics-ExtIEs NBAP-PROTOCOL-EXTENSION ::= {
    ...
}

CriticalityDiagnostics-IE-List ::= SEQUENCE (SIZE (1..maxNrOfErrors)) OF
    SEQUENCE {
        iECriticality    Criticality,
        iE-ID            ProtocolIE-ID,
        repetitionNumber RepetitionNumber0    OPTIONAL,
        iE-Extensions    ProtocolExtensionContainer { {CriticalityDiagnostics-IE-List-ExtIEs} } OPTIONAL,
        ...
    }

CriticalityDiagnostics-IE-List-ExtIEs NBAP-PROTOCOL-EXTENSION ::= {
    { ID id-MessageStructure    CRITICALITY ignore    EXTENSION MessageStructure    PRESENCE optional    }|
    { ID id-TypeOfError         CRITICALITY ignore    EXTENSION TypeOfError      PRESENCE mandatory   }|
    ...
}

MessageStructure ::= SEQUENCE (SIZE (1..maxNrOfLevels)) OF
    SEQUENCE {
        iE-ID            ProtocolIE-ID,
        repetitionNumber RepetitionNumber1    OPTIONAL,
        iE-Extensions    ProtocolExtensionContainer { {MessageStructure-ExtIEs} } OPTIONAL,
        ...
    }

```

```

MessageStructure-ExtIEs NBAP-PROTOCOL-EXTENSION ::= {
    ...
}

CRNC-CommunicationContextID ::= INTEGER (0..1048575)

CSBMeasurementID ::= INTEGER (0..65535)

CSBTransmissionID ::= INTEGER (0..65535)

-- =====
-- D
-- =====

DATA-ID ::= INTEGER (0..3)

DCH-ID ::= INTEGER (0..255)

DCH-FDD-Information ::= SEQUENCE (SIZE (1..maxNrOfDCHs)) OF DCH-FDD-InformationItem

DCH-FDD-InformationItem ::= SEQUENCE {
    payloadCRC-PresenceIndicator      PayloadCRC-PresenceIndicator,
    ul-FP-Mode                        UL-FP-Mode,
    toAWS                              ToAWS,
    toAWE                              ToAWE,
    dCH-SpecificInformationList       DCH-Specific-FDD-InformationList,
    iE-Extensions                     ProtocolExtensionContainer { { DCH-FDD-InformationItem-ExtIEs } } OPTIONAL,
    ...
}

DCH-FDD-InformationItem-ExtIEs NBAP-PROTOCOL-EXTENSION ::= {
    ...
}

DCH-Specific-FDD-InformationList ::= SEQUENCE (SIZE (1..maxNrOfDCHs)) OF DCH-Specific-FDD-Item

DCH-Specific-FDD-Item ::= SEQUENCE {
    dCH-ID                            DCH-ID,
    ul-TransportFormatSet              TransportFormatSet,
    dl-TransportFormatSet              TransportFormatSet,
    allocationRetentionPriority         AllocationRetentionPriority,
    frameHandlingPriority              FrameHandlingPriority,
    qE-Selector                        QE-Selector,
    iE-Extensions                     ProtocolExtensionContainer { { DCH-Specific-FDD-Item-ExtIEs } } OPTIONAL,
    ...
}

DCH-Specific-FDD-Item-ExtIEs NBAP-PROTOCOL-EXTENSION ::= {
    ...
}

DCH-InformationResponse ::= SEQUENCE (SIZE (1..maxNrOfDCHs)) OF DCH-InformationResponseItem

```

```

DCH-InformationResponseItem ::= SEQUENCE {
    dCH-ID                               DCH-ID,
    bindingID                             BindingID           OPTIONAL,
    transportLayerAddress                 TransportLayerAddress OPTIONAL,
    iE-Extensions                          ProtocolExtensionContainer { { DCH-InformationResponseItem-ExtIEs} } OPTIONAL,
    ...
}

DCH-InformationResponseItem-ExtIEs NBAP-PROTOCOL-EXTENSION ::= {
    ...
}

DCH-TDD-Information ::= SEQUENCE (SIZE (1..maxNrOfDCHs)) OF DCH-TDD-InformationItem

DCH-TDD-InformationItem ::= SEQUENCE {
    payloadCRC-PresenceIndicator         PayloadCRC-PresenceIndicator,
    ul-FP-Mode                           UL-FP-Mode,
    toAWS                                 ToAWS,
    toAWE                                 ToAWE,
    dCH-SpecificInformationList           DCH-Specific-TDD-InformationList,
    iE-Extensions                          ProtocolExtensionContainer { { DCH-TDD-InformationItem-ExtIEs} } OPTIONAL,
    ...
}

DCH-TDD-InformationItem-ExtIEs NBAP-PROTOCOL-EXTENSION ::= {
    ...
}

DCH-Specific-TDD-InformationList ::= SEQUENCE (SIZE (1..maxNrOfDCHs)) OF DCH-Specific-TDD-Item

DCH-Specific-TDD-Item ::= SEQUENCE {
    dCH-ID                               DCH-ID,
    ul-CCTrCH-ID                          CCTrCH-ID,
    dl-CCTrCH-ID                          CCTrCH-ID,
    ul-TransportFormatSet                  TransportFormatSet,
    dl-TransportFormatSet                  TransportFormatSet,
    allocationRetentionPriority             AllocationRetentionPriority,
    frameHandlingPriority                  FrameHandlingPriority,
    qE-Selector                            QE-Selector           OPTIONAL,
    -- This IE shall be present if DCH is part of set of Coordinated DCHs
    iE-Extensions                          ProtocolExtensionContainer { { DCH-Specific-TDD-Item-ExtIEs} } OPTIONAL,
    ...
}

DCH-Specific-TDD-Item-ExtIEs NBAP-PROTOCOL-EXTENSION ::= {
    ...
}

FDD-DCHs-to-Modify ::= SEQUENCE (SIZE (1..maxNrOfDCHs)) OF FDD-DCHs-to-ModifyItem

FDD-DCHs-to-ModifyItem ::= SEQUENCE {
    ul-FP-Mode                             UL-FP-Mode           OPTIONAL,
    toAWS                                   ToAWS                OPTIONAL,
    toAWE                                   ToAWE                OPTIONAL,
}

```

```

transportBearerRequestIndicator      TransportBearerRequestIndicator,
dCH-SpecificInformationList          DCH-ModifySpecificInformation-FDD,
iE-Extensions                        ProtocolExtensionContainer { { FDD-DCHs-to-ModifyItem-ExtIEs } }
...
}
}
FDD-DCHs-to-ModifyItem-ExtIEs  NBAP-PROTOCOL-EXTENSION ::= {
...
}
DCH-ModifySpecificInformation-FDD ::= SEQUENCE (SIZE (1..maxNrOfDCHs)) OF DCH-ModifySpecificItem-FDD
DCH-ModifySpecificItem-FDD ::= SEQUENCE {
    dCH-ID                                DCH-ID,
    ul-TransportFormatSet                 TransportFormatSet          OPTIONAL,
    dl-TransportFormatSet                 TransportFormatSet          OPTIONAL,
    allocationRetentionPriority            AllocationRetentionPriority OPTIONAL,
    frameHandlingPriority                  FrameHandlingPriority        OPTIONAL,
    iE-Extensions                         ProtocolExtensionContainer { { DCH-ModifySpecificItem-FDD-ExtIEs } }    OPTIONAL,
    ...
}
DCH-ModifySpecificItem-FDD-ExtIEs  NBAP-PROTOCOL-EXTENSION ::= {
...
}
TDD-DCHs-to-Modify ::= SEQUENCE (SIZE (1..maxNrOfDCHs)) OF DCH-ModifyItem-TDD
DCH-ModifyItem-TDD ::= SEQUENCE {
    ul-FP-Mode                            UL-FP-Mode                OPTIONAL,
    toAWS                                  ToAWS                      OPTIONAL,
    toAWE                                  ToAWE                      OPTIONAL,
    transportBearerRequestIndicator        TransportBearerRequestIndicator,
    dCH-SpecificInformationList            DCH-ModifySpecificInformation-TDD,
    iE-Extensions                         ProtocolExtensionContainer { { TDD-DCHs-to-ModifyItem-ExtIEs } }    OPTIONAL,
    ...
}
TDD-DCHs-to-ModifyItem-ExtIEs  NBAP-PROTOCOL-EXTENSION ::= {
...
}
DCH-ModifySpecificInformation-TDD ::= SEQUENCE (SIZE (1..maxNrOfDCHs)) OF DCH-ModifySpecificItem-TDD
DCH-ModifySpecificItem-TDD ::= SEQUENCE {
    dCH-ID                                DCH-ID,
    ul-CCTrCH-ID                          CCTrCH-ID                  OPTIONAL,
    dl-CCTrCH-ID                          CCTrCH-ID                  OPTIONAL,
    ul-TransportFormatSet                 TransportFormatSet          OPTIONAL,
    dl-TransportFormatSet                 TransportFormatSet          OPTIONAL,
    allocationRetentionPriority            AllocationRetentionPriority OPTIONAL,
    frameHandlingPriority                  FrameHandlingPriority        OPTIONAL,
    iE-Extensions                         ProtocolExtensionContainer { { DCH-ModifySpecificItem-TDD-ExtIEs } }    OPTIONAL,
}

```

```

}
...
}
DCH-ModifySpecificItem-TDD-ExtIEs NBAP-PROTOCOL-EXTENSION ::= {
...
}
DedicatedChannelsCapacityConsumptionLaw ::= SEQUENCE ( SIZE(1..maxNrOfSF) ) OF
SEQUENCE {
dl-Cost-1 INTEGER (0..65535),
dl-Cost-2 INTEGER (0..65535),
ul-Cost-1 INTEGER (0..65535),
ul-Cost-2 INTEGER (0..65535),
iE-Extensions ProtocolExtensionContainer { { DedicatedChannelsCapacityConsumptionLaw-ExtIEs } } OPTIONAL,
...
}
DedicatedChannelsCapacityConsumptionLaw-ExtIEs NBAP-PROTOCOL-EXTENSION ::= {
...
}
DedicatedMeasurementType ::= ENUMERATED {
sir,
sir-error,
transmitted-code-power,
rscp,
rx-timing-deviation,
round-trip-time,
...,
rx-timing-deviation-LCR,
angle-Of-Arrival-LCR,
}
DedicatedMeasurementValue ::= CHOICE {
sIR-Value SIR-Value,
sIR-ErrorValue SIR-Error-Value,
transmittedCodePowerValue Transmitted-Code-Power-Value,
rSCP RSCP-Value,
rxTimingDeviationValue Rx-Timing-Deviation-Value,
roundTripTime Round-Trip-Time-Value,
...,
extension-DedicatedMeasurementValue Extension-DedicatedMeasurementValue
}
Extension-DedicatedMeasurementValue ::= ProtocolIE-Single-Container {{ Extension-DedicatedMeasurementValueIE }}
Extension-DedicatedMeasurementValueIE NBAP-PROTOCOL-IES ::= {
{ ID id-Rx-Timing-Deviation-Value-LCR CRITICALITY reject TYPE Rx-Timing-Deviation-Value-LCR PRESENCE mandatory }|
{ ID id-Angle-Of-Arrival-Value-LCR CRITICALITY reject EXTENSION Angle-Of-Arrival-Value-LCR PRESENCE mandatory },
...
}
DedicatedMeasurementValueInformation ::= CHOICE {

```

```

    measurementAvailable      DedicatedMeasurementAvailable,
    measurementnotAvailable   DedicatedMeasurementnotAvailable
}

DedicatedMeasurementAvailable ::= SEQUENCE {
    dedicatedmeasurementValue  DedicatedMeasurementValue,
    cFN                        CFN                      OPTIONAL,
    ie-Extensions              ProtocolExtensionContainer { { DedicatedMeasurementAvailableItem-ExtIEs} } OPTIONAL,
    ...
}

DedicatedMeasurementAvailableItem-ExtIEs NBAP-PROTOCOL-EXTENSION ::= {
    ...
}

DedicatedMeasurementnotAvailable ::= NULL

DelayedActivation ::= CHOICE {
    cfn                        CFN,
    separate-indication       NULL
}

DelayedActivationUpdate ::= CHOICE {
    activate      Activate-Info,
    deactivate    Deactivate-Info
}

Activate-Info ::= SEQUENCE {
    activation-type      Execution-Type,
    initial-dl-tx-power  DL-Power,
    firstRLS-Indicator   FirstRLS-Indicator           OPTIONAL, --FDD Only
    propagation-delay    PropagationDelay           OPTIONAL, --FDD Only
    iE-Extensions        ProtocolExtensionContainer { { Activate-Info-ExtIEs} } OPTIONAL,
    ...
}

Activate-Info-ExtIEs NBAP-PROTOCOL-EXTENSION ::= {
    ...
}

Deactivate-Info ::= SEQUENCE {
    deactivation-type      Execution-Type,
    iE-Extensions         ProtocolExtensionContainer { { Deactivate-Info-ExtIEs} } OPTIONAL,
    ...
}

Deactivate-Info-ExtIEs NBAP-PROTOCOL-EXTENSION ::= {

```

```

    ...
}

Execution-Type ::= CHOICE {
    synchronised    CFN,
    unsynchronised NULL
}

Detected-PCPCH-access-preambles ::= INTEGER (0..240,...)

DeltaSIR          ::= INTEGER (0..30)
-- Unit dB, Step 0.1 dB, Range 0..3 dB.

DGPSCorrections ::= SEQUENCE {
    gpstow          GPSTOW,
    status-health   GPS-Status-Health,
    satellitainfo   SAT-Info-DGPSCorrections,
    ie-Extensions   ProtocolExtensionContainer { { DGPSCorrections-ExtIEs } }    OPTIONAL,
    ...
}

DGPSCorrections-ExtIEs NBAP-PROTOCOL-EXTENSION ::= {
    ...
}

DGPSThresholds ::= SEQUENCE {
    prcdeviation    PRCDeviation,
    ie-Extensions   ProtocolExtensionContainer { { DGPSThresholds-ExtIEs } }    OPTIONAL,
    ...
}

DGPSThresholds-ExtIEs NBAP-PROTOCOL-EXTENSION ::= {
    ...
}

DiversityControlField ::= ENUMERATED {
    may,
    must,
    must-not,
    ...
}

DiversityMode ::= ENUMERATED {
    none,
    sTTD,
    closed-loop-model,
    closed-loop-mode2,
    ...
}

DL-DPCH-SlotFormat ::= INTEGER (0..16,...)

```



```

DL-DPCH-TimingAdjustment ::= ENUMERATED {
    timing-advance,
    timing-delay
}

DL-Timeslot-Information ::= SEQUENCE (SIZE (1.. maxNrOfDLTs)) OF DL-Timeslot-InformationItem

DL-Timeslot-InformationItem ::= SEQUENCE {
    timeSlot                TimeSlot,
    midambleShiftAndBurstType MidambleShiftAndBurstType,
    tFCI-Presence           TFCI-Presence,
    dL-Code-Information     TDD-DL-Code-Information,
    iE-Extensions           ProtocolExtensionContainer { { DL-Timeslot-InformationItem-ExtIEs} } OPTIONAL,
    ...
}

DL-Timeslot-InformationItem-ExtIEs NBAP-PROTOCOL-EXTENSION ::= {
    ...
}

DL-TimeslotLCR-Information ::= SEQUENCE (SIZE (1.. maxNrOfDLTSLCRs)) OF DL-TimeslotLCR-InformationItem

DL-TimeslotLCR-InformationItem ::= SEQUENCE {
    timeSlotLCR            TimeSlotLCR,
    midambleShiftLCR      MidambleShiftLCR,
    tFCI-Presence         TFCI-Presence,
    dL-Code-LCR-Information TDD-DL-Code-LCR-Information,
    iE-Extensions         ProtocolExtensionContainer { { DL-TimeslotLCR-InformationItem-ExtIEs} } OPTIONAL,
    ...
}

DL-TimeslotLCR-InformationItem-ExtIEs NBAP-PROTOCOL-EXTENSION ::= {
    ...
}

DL-FrameType ::= ENUMERATED {
    typeA,
    typeB,
    ...
}

DL-or-Global-CapacityCredit ::= INTEGER (0..65535)

DL-Power ::= INTEGER (-350..150)
-- DL-Power = power * 10
-- If Power <=-35 DL-Power shall be set to -350
-- if Power >=15 DL-Power shall be set to 150
-- Unit dB, Range -35dB .. +15dB, Step +0.1dB

DLPowerAveragingWindowSize ::= INTEGER (1..60)

DL-PowerBalancing-Information ::= SEQUENCE {
    powerAdjustmentType      PowerAdjustmentType,

```

```

    dlReferencePower                DL-Power                OPTIONAL,
    -- This IE shall be present if Power Adjustment Type IE equals to 'Common'
    dlReferencePowerList-DL-PC-Rqst DL-ReferencePowerInformationList OPTIONAL,
    -- This IE shall be present if Power Adjustment Type IE equals to 'Individual'
    maxAdjustmentStep              MaxAdjustmentStep      OPTIONAL,
    -- This IE shall be present if Power Adjustment Type IE equals to 'Common' or 'Individual'
    adjustmentPeriod              AdjustmentPeriod      OPTIONAL,
    -- This IE shall be present if Power Adjustment Type IE equals to 'Common' or 'Individual'
    adjustmentRatio               ScaledAdjustmentRatio OPTIONAL,
    -- This IE shall be present if Power Adjustment Type IE equals to 'Common' or 'Individual'
    iE-Extensions                 ProtocolExtensionContainer { { DL-PowerBalancing-Information-ExtIEs } } OPTIONAL,
    ...
}

DL-PowerBalancing-Information-ExtIEs NBAP-PROTOCOL-EXTENSION ::= {
    ...
}

DL-ReferencePowerInformationList ::= SEQUENCE (SIZE (1..maxNrOfRLs)) OF DL-ReferencePowerInformationItem

DL-ReferencePowerInformationItem ::= SEQUENCE {
    rL-ID                          RL-ID,
    dl-Reference-Power             DL-Power,
    iE-Extensions                 ProtocolExtensionContainer { {DL-ReferencePowerInformationItem-ExtIEs} } OPTIONAL,
    ...
}

DL-ReferencePowerInformationItem-ExtIEs NBAP-PROTOCOL-EXTENSION ::= {
    ...
}

DL-PowerBalancing-ActivationIndicator ::= ENUMERATED {
    dl-PowerBalancing-Activated
}

DL-PowerBalancing-UpdatedIndicator ::= ENUMERATED {
    dl-PowerBalancing-Updated
}

DL-ScramblingCode ::= INTEGER (0..15)
-- 0= Primary scrambling code of the cell, 1..15= Secondary scrambling code --

DL-TimeslotISCP ::= INTEGER (0..91)

DL-TimeslotISCPInfo ::= SEQUENCE (SIZE (1..maxNrOfDLTSs)) OF DL-TimeslotISCPInfoItem

DL-TimeslotISCPInfoItem ::= SEQUENCE {
    timeSlot                       TimeSlot,
    dl-TimeslotISCP               DL-TimeslotISCP,
    iE-Extensions                 ProtocolExtensionContainer { {DL-TimeslotISCPInfoItem-ExtIEs} } OPTIONAL,
    ...
}

DL-TimeslotISCPInfoItem-ExtIEs NBAP-PROTOCOL-EXTENSION ::= {

```

```

    ...
}

DL-TimeslotISCPInfoLCR ::= SEQUENCE (SIZE (1..maxNrOfDLTSLCRs)) OF DL-TimeslotISCPInfoItemLCR

DL-TimeslotISCPInfoItemLCR ::= SEQUENCE {
    timeSlotLCR          TimeSlotLCR,
    dL-TimeslotISCP      DL-TimeslotISCP,
    iE-Extensions        ProtocolExtensionContainer { {DL-TimeslotISCPInfoItemLCR-ExtIEs} } OPTIONAL,
    ...
}

DL-TimeslotISCPInfoItemLCR-ExtIEs NBAP-PROTOCOL-EXTENSION ::= {
    ...
}

DL-TPC-Pattern01Count ::= INTEGER (0..30,...)

Downlink-Compressed-Mode-Method ::= ENUMERATED {
    puncturing,
    sFdiv2,
    higher-layer-scheduling,
    ...
}

DPC-Mode ::= ENUMERATED {
    mode0,
    mode1,
    ...
}

DPCH-ID ::= INTEGER (0..239)

DSCH-ID ::= INTEGER (0..255)

DSCH-InformationResponse ::= SEQUENCE (SIZE (1..maxNrOfDSCHs)) OF DSCH-InformationResponseItem

DSCH-InformationResponseItem ::= SEQUENCE {
    dSCH-ID              DSCH-ID,
    bindingID            BindingID OPTIONAL,
    transportLayerAddress TransportLayerAddress OPTIONAL,
    iE-Extensions        ProtocolExtensionContainer { { DSCH-InformationResponseItem-ExtIEs } } OPTIONAL,
    ...
}

DSCH-InformationResponseItem-ExtIEs NBAP-PROTOCOL-EXTENSION ::= {
    ...
}

DSCH-FDD-Common-Information ::= SEQUENCE {
    enhancedDSCHPCIndicator EnhancedDSCHPCIndicator OPTIONAL,
    enhancedDSCHPC          EnhancedDSCHPC          OPTIONAL,
    -- The IE shall be present if the Enhanced DSCH PC Indicator IE is set to "Enhanced DSCH PC Active in the UE".
}

```

```

    iE-Extensions          ProtocolExtensionContainer { { DSCH-FDD-Common-Information-ExtIEs } }      OPTIONAL,
  ...
}

DSCH-FDD-Common-Information-ExtIEs NBAP-PROTOCOL-EXTENSION ::= {
  ...
}

DSCH-FDD-Information ::= SEQUENCE (SIZE (1..maxNrOfDSCHs)) OF DSCH-FDD-InformationItem

DSCH-FDD-InformationItem ::= SEQUENCE {
  dSCH-ID                  DSCH-ID,
  transportFormatSet      TransportFormatSet,
  allocationRetentionPriority AllocationRetentionPriority,
  frameHandlingPriority    FrameHandlingPriority,
  toAWS                    ToAWS,
  toAWE                    ToAWE,
  iE-Extensions          ProtocolExtensionContainer { { DSCH-FDD-InformationItem-ExtIEs } }      OPTIONAL,
  ...
}

DSCH-FDD-InformationItem-ExtIEs NBAP-PROTOCOL-EXTENSION ::= {
  { ID id-bindingID          CRITICALITY ignore      EXTENSION BindingID      PRESENCE optional }|
  { ID id-transportlayeraddress CRITICALITY ignore EXTENSION TransportLayerAddress PRESENCE optional },
  ...
}

DSCH-TDD-Information ::= SEQUENCE (SIZE (1..maxNrOfDSCHs)) OF DSCH-TDD-InformationItem

DSCH-TDD-InformationItem ::= SEQUENCE {
  dSCH-ID                  DSCH-ID,
  cCTrCH-ID                CCTrCH-ID,
  transportFormatSet      TransportFormatSet,
  allocationRetentionPriority AllocationRetentionPriority,
  frameHandlingPriority    FrameHandlingPriority,
  toAWS                    ToAWS,
  toAWE                    ToAWE,
  iE-Extensions          ProtocolExtensionContainer { { DSCH-TDD-InformationItem-ExtIEs } }      OPTIONAL,
  ...
}

DSCH-TDD-InformationItem-ExtIEs NBAP-PROTOCOL-EXTENSION ::= {
  { ID id-bindingID          CRITICALITY ignore      EXTENSION BindingID      PRESENCE optional }|
  { ID id-transportlayeraddress CRITICALITY ignore EXTENSION TransportLayerAddress PRESENCE optional },
  ...
}

DwPCH-Power ::= ENUMERATED {minus10, minus9, minus8, minus7, minus6, minus5, minus4, minus3, minus2, minus1, zero, plus1, plus2, plus3, plus4,
plus5, ...}

```

```

-- =====
-- E
-- =====

```

```

End-Of-Audit-Sequence-Indicator ::= INTEGER (-150..400,...)
-- DwPCH-power = power * 10
-- If power <= -15 DwPCH shall be set to -150
-- If power >= 40 DwPCH shall be set to 400
-- Unit dBm, Range -15dBm .. +40 dBm, Step +0.1dB

EnhancedDSCHPC ::= SEQUENCE {
    enhancedDSCHPCWnd    EnhancedDSCHPCWnd,
    enhancedDSCHPCCounter    EnhancedDSCHPCCounter,
    enhancedDSCHPowerOffset    EnhancedDSCHPowerOffset,
    ...
}

EnhancedDSCHPCCounter ::= INTEGER (1..50)

EnhancedDSCHPCIndicator ::= ENUMERATED {
    enhancedDSCHPCActiveInTheUE,
    enhancedDSCHPCNotActiveInTheUE
}

EnhancedDSCHPCWnd ::= INTEGER (1..10)

EnhancedDSCHPowerOffset ::= INTEGER (-15..0)

-- =====
-- F
-- =====

FDD-DL-ChannelisationCodeNumber ::= INTEGER(0.. 511)
-- According to the mapping in [9]. The maximum value is equal to the DL spreading factor -1--

FDD-DL-CodeInformation ::= SEQUENCE (SIZE (1..maxNrOfCodes)) OF FDD-DL-CodeInformationItem

FDD-DL-CodeInformationItem ::= SEQUENCE {
    dl-ScramblingCode                DL-ScramblingCode,
    fdd-DL-ChannelisationCodeNumber    FDD-DL-ChannelisationCodeNumber,
    transmissionGapPatternSequenceCodeInformation    TransmissionGapPatternSequenceCodeInformation    OPTIONAL,
    iE-Extensions                    ProtocolExtensionContainer { { FDD-DL-CodeInformationItem-ExtIEs} }    OPTIONAL,
    ...
}

FDD-DL-CodeInformationItem-ExtIEs NBAP-PROTOCOL-EXTENSION ::= {
    ...
}

FDD-S-CCPCH-Offset ::= INTEGER (0..149)
-- 0: 0 chip, 1: 256 chip, 2: 512 chip, .. ,149: 38144 chip [7] --

FDD-TPC-DownlinkStepSize ::= ENUMERATED {
    step-size0-5,
    step-size1,
    step-size1-5,
    step-size2,
    ...
}

```

```

}

FirstRLS-Indicator ::= ENUMERATED {
    first-RLS,
    not-first-RLS,
    ...
}

FNReportingIndicator ::= ENUMERATED {
    fN-reporting-required,
    fN-reporting-not-required
}

FrameHandlingPriority ::= INTEGER (0..15)
-- 0=lower priority, 15=higher priority --

FrameAdjustmentValue ::= INTEGER(0..4095)

FrameOffset ::= INTEGER (0..255)

FPACH-Power ::= INTEGER (-150..400,...) -- FPACH-power = power * 10
-- If power <= -15 FPACH shall be set to -150
-- If power >= 40 FPACH shall be set to 400
-- Unit dBm, Range -15dBm .. +40 dBm, Step +0.1dB

-- =====
-- G
-- =====

GapLength                ::= INTEGER (1..14)
-- Unit slot

GapDuration              ::= INTEGER (1..144,...)
-- Unit frame

GPS-Almanac ::= SEQUENCE {
    wna-alm          BIT STRING (SIZE (8)),
    sat-info-almanac    SAT-Info-Almanac,
    sVGlobalHealth-alm BIT STRING (SIZE (364)) OPTIONAL,
    ie-Extensions      ProtocolExtensionContainer { { GPS-Almanac-ExtIEs } }    OPTIONAL,
    ...
}

GPS-Almanac-ExtIEs NBAP-PROTOCOL-EXTENSION ::= {
    ...
}

GPS-Ionospheric-Model ::= SEQUENCE {
    alpha-zero-ionos    BIT STRING (SIZE (8)),
    alpha-one-ionos     BIT STRING (SIZE (8)),

```

```

    alpha-two-ionos      BIT STRING (SIZE (8)),
    alpha-three-ionos   BIT STRING (SIZE (8)),
    beta-zero-ionos     BIT STRING (SIZE (8)),
    beta-one-ionos      BIT STRING (SIZE (8)),
    beta-two-ionos      BIT STRING (SIZE (8)),
    beta-three-ionos    BIT STRING (SIZE (8)),
    ie-Extensions       ProtocolExtensionContainer { { GPS-Ionospheric-Model-ExtIEs } }    OPTIONAL,
    ...
}

GPS-Ionospheric-Model-ExtIEs NBAP-PROTOCOL-EXTENSION ::= {
    ...
}

GPS-Information ::= SEQUENCE (SIZE (0..maxNoGPSItems)) OF GPS-Information-Item
-- This IE shall be present if the Information Type Item IE indicates 'GPS Information'

GPS-Information-Item ::= ENUMERATED {
    gps-navigation-model-and-time-recovery,
    gps-ionospheric-model,
    gps-utc-model,
    gps-almanac,
    gps-rt-integrity,
    ...
}

GPS-RealTime-Integrity ::= CHOICE {
    bad-satellites      GPSBadSat-Info-RealTime-Integrity,
    no-bad-satellites   NULL
}

GPSBadSat-Info-RealTime-Integrity ::= SEQUENCE {
    sat-info            SATInfo-RealTime-Integrity,
    ie-Extensions       ProtocolExtensionContainer { { GPSBadSat-Info-RealTime-Integrity-ExtIEs } }    OPTIONAL,
    ...
}

GPSBadSat-Info-RealTime-Integrity-ExtIEs NBAP-PROTOCOL-EXTENSION ::= {
    ...
}

GPS-NavigationModel-and-TimeRecovery ::= SEQUENCE (SIZE (1..maxNoSat)) OF GPS-NavandRecovery-Item

GPS-NavandRecovery-Item ::= SEQUENCE {
    tx-tow-nav          INTEGER (0..1048575),
    sat-id-nav          SAT-ID,
    tlm-message-nav     BIT STRING (SIZE (14)),
    tlm-revd-c-nav      BIT STRING (SIZE (2)),

```

```

ho-word-nav          BIT STRING (SIZE (22)),
w-n-nav              BIT STRING (SIZE (10)),
ca-or-p-on-l2-nav   BIT STRING (SIZE (2)),
user-range-accuracy-index-nav BIT STRING (SIZE (4)),
sv-health-nav       BIT STRING (SIZE (6)),
iodc-nav            BIT STRING (SIZE (10)),
l2-p-dataflag-nav   BIT STRING (SIZE (1)),
sfl-reserved-nav    BIT STRING (SIZE (87)),
t-gd-nav            BIT STRING (SIZE (8)),
t-oc-nav            BIT STRING (SIZE (16)),
a-f-2-nav           BIT STRING (SIZE (8)),
a-f-1-nav           BIT STRING (SIZE (16)),
a-f-zero-nav        BIT STRING (SIZE (22)),
c-rs-nav            BIT STRING (SIZE (16)),
delta-n-nav         BIT STRING (SIZE (16)),
m-zero-nav          BIT STRING (SIZE (32)),
c-uc-nav            BIT STRING (SIZE (16)),
gps-e-nav           BIT STRING (SIZE (32)),
c-us-nav            BIT STRING (SIZE (16)),
a-sqrt-nav          BIT STRING (SIZE (32)),
t-oe-nav            BIT STRING (SIZE (16)),
fit-interval-flag-nav BIT STRING (SIZE (1)),
aodo-nav            BIT STRING (SIZE (5)),
c-ic-nav            BIT STRING (SIZE (16)),
omega-zero-nav      BIT STRING (SIZE (32)),
c-is-nav            BIT STRING (SIZE (16)),
i-zero-nav          BIT STRING (SIZE (32)),
c-rc-nav            BIT STRING (SIZE (16)),
gps-omega-nav       BIT STRING (SIZE (32)),
omegadot-nav        BIT STRING (SIZE (24)),
idot-nav            BIT STRING (SIZE (14)),
spare-zero-fill     BIT STRING (SIZE (20)),
ie-Extensions       ProtocolExtensionContainer { { GPS-NavandRecovery-Item-ExtIEs } } OPTIONAL,
...
}

GPS-NavandRecovery-Item-ExtIEs NBAP-PROTOCOL-EXTENSION ::= {
...
}

GPS-RX-POS ::= SEQUENCE {
  latitudeSign      ENUMERATED {north, south},
  latitude           INTEGER (0..8388607),
  longitude          INTEGER (-8388608..8388607),
  directionOfAltitude ENUMERATED {height, depth},
  altitude           INTEGER (0..32767),
  iE-Extensions     ProtocolExtensionContainer { { GPS-RX-POS-ExtIEs } } OPTIONAL,
...
}

GPS-RX-POS-ExtIEs NBAP-PROTOCOL-EXTENSION ::= {

```



```

    ...
}

GPS-Status-Health ::= ENUMERATED {
    udre-scale-1dot0,
    udre-scale-0dot75,
    udre-scale-0dot5,
    udre-scale-0dot3,
    udre-scale-0dot1,
    no-data,
    invalid-data
}

GPSTOW ::= INTEGER (0..604799)

GPS-UTC-Model ::= SEQUENCE {
    a-one-utc          BIT STRING (SIZE (24)),
    a-zero-utc         BIT STRING (SIZE (32)),
    t-ot-utc           BIT STRING (SIZE (8)),
    delta-t-ls-utc     BIT STRING (SIZE (8)),
    w-n-t-utc          BIT STRING (SIZE (8)),
    w-n-lsf-utc        BIT STRING (SIZE (8)),
    dn-utc             BIT STRING (SIZE (8)),
    delta-t-lsf-utc    BIT STRING (SIZE (8)),
    ie-Extensions      ProtocolExtensionContainer { { GPS-UTC-Model-ExtIEs} }    OPTIONAL,
    ...
}

GPS-UTC-Model-ExtIEs NBAP-PROTOCOL-EXTENSION ::= {
    ...
}

-- =====
-- H
-- =====

HARQMemoryPartitioningFDD ::= SEQUENCE (SIZE (1..maxNrOfHARQProcesses)) OF HARQMemoryPartitioning-ItemFDD

HARQMemoryPartitioning-ItemFDD ::= SEQUENCE {
    process-Memory-Size      INTEGER (0..172800,...),
    iE-Extensions            ProtocolExtensionContainer { { HARQMemoryPartitioning-ItemFDD-ExtIEs} }    OPTIONAL,
    ...
}

HARQMemoryPartitioning-ItemFDD-ExtIEs NBAP-PROTOCOL-EXTENSION ::= {
    ...
}

HARQMemoryPartitioningTDD ::= SEQUENCE (SIZE (1..maxNrOfHARQProcesses)) OF HARQMemoryPartitioning-ItemTDD

HARQMemoryPartitioning-ItemTDD ::= SEQUENCE {
    process-Memory-Size      INTEGER (0..168960,...),

```

```

    iE-Extensions          ProtocolExtensionContainer { { HARQMemoryPartitioning-ItemTDD-ExtIEs } } OPTIONAL,
  ...
}

HARQMemoryPartitioning-ItemTDD-ExtIEs NBAP-PROTOCOL-EXTENSION ::= {
  ...
}

HSDSCH-FDD-Information ::= SEQUENCE {
  hsDSCH-MACdFlow-Specific-Info      HSDSCH-MACdFlow-Specific-InfoList,
  ueCapability-Info                  UE-Capability-InformationFDD,
  harqMemoryPartitioningFDD          HARQMemoryPartitioningFDD,
  measFeedbackOffset                 INTEGER (0..79,...),
  iE-Extensions                      ProtocolExtensionContainer { { HSDSCH-FDD-Information-ExtIEs } } OPTIONAL,
  ...
}

HSDSCH-FDD-Information-ExtIEs NBAP-PROTOCOL-EXTENSION ::= {
  ...
}

HSDSCH-TDD-Information ::= SEQUENCE {
  hsDSCH-MACdFlow-Specific-Info      HSDSCH-MACdFlow-Specific-InfoList,
  ueCapability-Info                  UE-Capability-InformationTDD,
  harqMemoryPartitioningTDD          HARQMemoryPartitioningTDD,
  iE-Extensions                      ProtocolExtensionContainer { { HSDSCH-TDD-Information-ExtIEs } } OPTIONAL,
  ...
}

HSDSCH-TDD-Information-ExtIEs NBAP-PROTOCOL-EXTENSION ::= {
  ...
}

HSDSCH-MACdFlow-Specific-InfoList ::= SEQUENCE (SIZE (1..maxNrOfMACdFlows)) OF HSDSCH-MACdFlow-Specific-InfoItem

HSDSCH-MACdFlow-Specific-InfoItem ::= SEQUENCE {
  hsDSCH-MACdFlow-ID                HSDSCH-MACdFlow-ID,
  bler                               BLER,
  allocationRetentionPriority         AllocationRetentionPriority,
  priorityQueueInfo                  PriorityQueue-InfoList,
  iE-Extensions                      ProtocolExtensionContainer { { HSDSCH-MACdFlow-Specific-InfoItem-ExtIEs } } OPTIONAL,
  ...
}

HSDSCH-MACdFlow-Specific-InfoItem-ExtIEs NBAP-PROTOCOL-EXTENSION ::= {
  ...
}

HSDSCH-Information-to-Modify ::= SEQUENCE {
  hsDSCH-MACdFlow-Specific-Info-to-Modify      HSDSCH-MACdFlow-Specific-InfoList-to-Modify          OPTIONAL,
  measFeedbackRepCycleK                        ENUMERATED { measurement-Feedback-Reporting-Cycle-K1, measurement-Feedback-Reporting-Cycle-K2 }
  OPTIONAL,
  -- only for FDD
  iE-Extensions                               ProtocolExtensionContainer { { HSDSCH-FDD-Information-to-Modify-ExtIEs } } OPTIONAL,
}

```

```

}
...
}
HSDSCH-FDD-Information-to-Modify-ExtIEs NBAP-PROTOCOL-EXTENSION ::= {
...
}
HSDSCH-MACdFlow-Specific-InfoList-to-Modify ::= SEQUENCE (SIZE (1..maxNrOfMACdFlows)) OF HSDSCH-MACdFlow-Specific-InfoItem-to-Modify
HSDSCH-MACdFlow-Specific-InfoItem-to-Modify ::= SEQUENCE {
    hsDSCH-MACdFlow-ID          HSDSCH-MACdFlow-ID,
    bler                        BLER                                OPTIONAL,
    allocationRetentionPriority AllocationRetentionPriority         OPTIONAL,
    priorityQueueInfoToModify   PriorityQueue-InfoList-to-Modify  OPTIONAL,
    iE-Extensions               ProtocolExtensionContainer { { HSDSCH-MACdFlow-Specific-InfoItem-to-Modify-ExtIEs } } OPTIONAL,
    ...
}
HSDSCH-MACdFlow-Specific-InfoItem-to-Modify-ExtIEs NBAP-PROTOCOL-EXTENSION ::= {
...
}
HSDSCH-FDD-Information-Response ::= SEQUENCE {
    hsDSCH-MACdFlow-Specific-InformationResp    HSDSCH-MACdFlow-Specific-InformationResp,
    hsSCCH-Specific-Information-ResponseFDD     HSSCCH-Specific-InformationRespListFDD,
    measFeedback-CycleK1                       Measurement-Feedback-Reporting-Cycle,
    measFeedback-CycleK2                       Measurement-Feedback-Reporting-Cycle,
    iE-Extensions                              ProtocolExtensionContainer { { HSDSCH-FDD-Information-Response-ExtIEs } } OPTIONAL,
    ...
}
HSDSCH-FDD-Information-Response-ExtIEs NBAP-PROTOCOL-EXTENSION ::= {
...
}
HSDSCH-TDD-Information-Response ::= SEQUENCE {
    hsDSCH-MACdFlow-Specific-InformationResp    HSDSCH-MACdFlow-Specific-InformationResp,
    hsSCCH-Specific-Information-ResponseTDD     HSSCCH-Specific-InformationRespListTDD                                OPTIONAL,
    hsSCCH-Specific-Information-ResponseTDDLRCR HSSCCH-Specific-InformationRespListTDDLRCR                            OPTIONAL,
    iE-Extensions                              ProtocolExtensionContainer { { HSDSCH-TDD-Information-Response-ExtIEs } } OPTIONAL,
    ...
}
HSDSCH-TDD-Information-Response-ExtIEs NBAP-PROTOCOL-EXTENSION ::= {
...
}
HSDSCH-MACdFlow-Specific-InformationResp ::= SEQUENCE (SIZE (1..maxNrOfMACdFlows)) OF HSDSCH-MACdFlow-Specific-InformationResp-Item
HSDSCH-MACdFlow-Specific-InformationResp-Item ::= SEQUENCE {
    hsDSCHMacdFlow-Id          HSDSCH-MACdFlow-ID,
    bindingID                  BindingID                                OPTIONAL,
    transportLayerAddress      TransportLayerAddress                            OPTIONAL,
}

```

```

    iE-Extensions                               ProtocolExtensionContainer { { HSDSCH-MACdFlow-Specific-InformationRespItem-ExtIEs } }
    OPTIONAL,
    ...
}

HSDSCH-MACdFlow-Specific-InformationRespItem-ExtIEs NBAP-PROTOCOL-EXTENSION ::= {
    ...
}

HSSCCH-Specific-InformationRespListFDD ::= SEQUENCE (SIZE (1..maxNrOfHSSCCHCodes)) OF HSSCCH-Codes

HSSCCH-Codes ::= SEQUENCE {
    codeNumber                               INTEGER (1..127),
    iE-Extensions                             ProtocolExtensionContainer { { HSSCCH-Specific-InformationRespItemFDD-ExtIEs } }    OPTIONAL,
    ...
}

HSSCCH-Specific-InformationRespItemFDD-ExtIEs NBAP-PROTOCOL-EXTENSION ::= {
    ...
}

HSSCCH-Specific-InformationRespListTDD ::= SEQUENCE (SIZE (1..maxNrOfHSSCCHCodes)) OF HSSCCH-Specific-InformationRespItemTDD

HSSCCH-Specific-InformationRespItemTDD ::= SEQUENCE {
    timeslot                                 TimeSlot,
    midambleShiftAndBurstType                MidambleShiftAndBurstType,
    tDD-ChannelisationCode                   TDD-ChannelisationCode,
    hSSICH-Info                              HSSICH-Info,
    iE-Extensions                             ProtocolExtensionContainer { { HSSCCH-Specific-InformationRespItemTDD-ExtIEs } }
    OPTIONAL,
    ...
}

HSSCCH-Specific-InformationRespItemTDD-ExtIEs NBAP-PROTOCOL-EXTENSION ::= {
    ...
}

HSSCCH-Specific-InformationRespListTDDLRCR ::= SEQUENCE (SIZE (1..maxNrOfHSSCCHCodes)) OF HSSCCH-Specific-InformationRespItemTDDLRCR

HSSCCH-Specific-InformationRespItemTDDLRCR ::= SEQUENCE {
    timeslotLCR                               TimeSlotLCR,
    midambleShiftLCR                          MidambleShiftLCR,
    tDD-ChannelisationCodeLCR                 TDD-ChannelisationCodeLCR,
    hSSICH-InfoLCR                           HSSICH-InfoLCR,
    iE-Extensions                             ProtocolExtensionContainer { { HSSCCH-Specific-InformationRespItemTDDLRCR-ExtIEs } }
    OPTIONAL,
    ...
}

HSSCCH-Specific-InformationRespItemTDDLRCR-ExtIEs NBAP-PROTOCOL-EXTENSION ::= {
    ...
}

HSSICH-Info ::= SEQUENCE {

```

```

    timeslot                TimeSlot,
    midambleShiftAndBurstType MidambleShiftAndBurstType,
    tDD-ChannelisationCode  TDD-ChannelisationCode,
    iE-Extensions           ProtocolExtensionContainer { { HSSICH-Info-ExtIEs } }    OPTIONAL,
    ...
}

HSSICH-Info-ExtIEs NBAP-PROTOCOL-EXTENSION ::= {
    ...
}

HSSICH-InfoLCR ::= SEQUENCE {
    timeslotLCR                TimeSlotLCR,
    midambleShiftLCR           MidambleShiftLCR,
    tDD-ChannelisationCodeLCR  TDD-ChannelisationCodeLCR,
    iE-Extensions             ProtocolExtensionContainer { { HSSICH-Info-LCR-ExtIEs } }    OPTIONAL,
    ...
}

HSSICH-Info-LCR-ExtIEs NBAP-PROTOCOL-EXTENSION ::= {
    ...
}

HSDSCH-MACdFlow-ID ::= INTEGER (0..maxNrOfMACdFlows-1)

HSDSCH-RNTI ::= INTEGER (0..65535)

HS-PDSCH-FDD-Code-Information ::= SEQUENCE {
    number-of-HS-PDSCH-codes    INTEGER (0..maxCodeNrComp-1),
    hS-PDSCH-Start-code-number HS-PDSCH-Start-code-number    OPTIONAL,
    -- Only included when number of HS-DSCH codes > 0
    ...
}

HS-PDSCH-Start-code-number ::= INTEGER (0..maxCodeNrComp-1)

HS-SCCH-ID ::= INTEGER (0..31)

HS-SCCH-FDD-Code-Information ::= SEQUENCE {
    hS-SCCH-FDD-Code-List      HS-SCCH-FDD-Code-List          OPTIONAL,
    ...
}

HS-SCCH-FDD-Code-List ::= SEQUENCE (SIZE (1..maxNrOfHSSCCHs)) OF HS-SCCH-FDD-Code-Information-Item

HS-SCCH-FDD-Code-Information-Item ::= INTEGER (0..maxCodeNrComp-1)

-- =====
-- I
-- =====

IB-OC-ID ::= INTEGER (1..16)

IB-SG-DATA ::= BIT STRING

```

```
-- Contains SIB data fixed" or "SIB data variable" in segment as encoded in ref.[18].

IB-SG-POS ::= INTEGER (0..4094)
-- Only even positions allowed

IB-SG-REP ::= ENUMERATED {rep4, rep8, rep16, rep32, rep64, rep128, rep256, rep512, rep1024, rep2048, rep4096}

IB-Type ::= ENUMERATED {
    mIB,
    sB1,
    sB2,
    sIB1,
    sIB2,
    sIB3,
    sIB4,
    sIB5,
    sIB6,
    sIB7,
    sIB8,
    sIB9,
    sIB10,
    sIB11,
    sIB12,
    sIB13,
    sIB13dot1,
    sIB13dot2,
    sIB13dot3,
    sIB13dot4,
    sIB14,
    sIB15,
    sIB15dot1,
    sIB15dot2,
    sIB15dot3,
    sIB16,
    ...,
    sIB17,
    sIB15dot4,
    sIB18
}

IndicationType ::= ENUMERATED {
    noFailure,
    serviceImpacting,
    ...
}

InformationReportCharacteristics ::= CHOICE {
    onDemand          NULL,
    periodic          InformationReportCharacteristicsType-ReportPeriodicity,
    onModification   InformationReportCharacteristicsType-OnModification,
    ...
}

InformationReportCharacteristicsType-ReportPeriodicity ::= CHOICE {
```

```
    min                ReportPeriodicity-Scaledmin,
    hours              ReportPeriodicity-Scaledhour,
    ...
}

InformationReportCharacteristicsType-OnModification ::= SEQUENCE {
    information-thresholds    InformationThresholds    OPTIONAL,
    ie-Extensions            ProtocolExtensionContainer { { InformationReportCharacteristicsType-OnModification-ExtIEs } } OPTIONAL,
    ...
}

InformationReportCharacteristicsType-OnModification-ExtIEs NBAP-PROTOCOL-EXTENSION ::= {
    ...
}

InformationThresholds ::= CHOICE {
    dgps                DGPSThresholds,
    ...
}

InformationExchangeID ::= INTEGER (0..1048575)

InformationType ::= SEQUENCE {
    information-Type-Item    Information-Type-Item,
    gPSInformation          GPS-Information    OPTIONAL,
    iE-Extensions           ProtocolExtensionContainer { { Information-Type-ExtIEs } }    OPTIONAL,
    ...
}

Information-Type-ExtIEs NBAP-PROTOCOL-EXTENSION ::= {
    ...
}

Information-Type-Item ::= ENUMERATED {
    gpsinformation,
    dgpscorrections,
    gpsrxpos,
    ...
}

InnerLoopDLPCStatus ::= ENUMERATED {
    active,
    inactive
}

IPDL-Indicator ::= ENUMERATED {
    active,
    inactive
}
```

```

}

IPDL-FDD-Parameters ::= SEQUENCE {
    iP-SpacingFDD      ENUMERATED{sp5,sp7,sp10,sp15,sp20,sp30,sp40,sp50,...},
    iP-Length          ENUMERATED{len5, len10},
    seed               INTEGER(1..63),
    burstModeParams    BurstModeParams      OPTIONAL,
    iE-Extensions      ProtocolExtensionContainer { { IPDLFDDParameter-ExtIEs } }  OPTIONAL,
    ...
}

IPDLFDDParameter-ExtIEs NBAP-PROTOCOL-EXTENSION ::= {
    ...
}

IPDL-TDD-Parameters ::= SEQUENCE {
    iP-SpacingTDD      ENUMERATED{sp30,sp40,sp50,sp70,sp100,...},
    iP-Start           INTEGER(0..4095),
    iP-Slot            INTEGER(0..14),
    iP-PCCPCH          ENUMERATED{switchOff-1-Frame,switchOff-2-Frames},
    burstModeParams    BurstModeParams      OPTIONAL,
    iE-Extensions      ProtocolExtensionContainer { { IPDLTDDParameter-ExtIEs } }  OPTIONAL,
    ...
}

IPDL-TDD-Parameters-LCR ::= SEQUENCE {
    iP-SpacingTDD      ENUMERATED{sp30,sp40,sp50,sp70,sp100,...},
    iP-Start           INTEGER(0..4095),
    iP-Sub             ENUMERATED{first,second,both},
    burstModeParams    BurstModeParams      OPTIONAL,
    iE-Extensions      ProtocolExtensionContainer { { IPDLTDDParameterLCR-ExtIEs } }  OPTIONAL,
    ...
}

BurstModeParams ::= SEQUENCE {
    burstStart         INTEGER(0..15),
    burstLenth         INTEGER(10..25),
    burstFreq          INTEGER(1..16),
    ...
}

IPDLTDDParameter-ExtIEs NBAP-PROTOCOL-EXTENSION ::= {
    ...
}

IPDLTDDParameterLCR-ExtIEs NBAP-PROTOCOL-EXTENSION ::= {
    ...
}

-- =====
-- J
-- =====

```



```

-- =====
-- K
-- =====

-- =====
-- L
-- =====

Local-Cell-ID ::= INTEGER (0..268435455)

-- =====
-- M
-- =====

MACdPDU-Size ::= INTEGER (1..5000,...)

MACdPDU-Size-Indexlist ::= SEQUENCE (Size (1..maxNrOfMACdPDUIndexes)) OF MACdPDU-Size-IndexItem

MACdPDU-Size-IndexItem ::= SEQUENCE {
    sID                INTEGER (0..7),
    macdPDU-Size       MACdPDU-Size,
    iE-Extensions      ProtocolExtensionContainer { { MACdPDU-Size-IndexItem-ExtIEs } } OPTIONAL,
    ...
}

MACdPDU-Size-IndexItem-ExtIEs NBAP-PROTOCOL-EXTENSION ::= {
    ...
}

MACdPDU-Size-Indexlist-to-Modify ::= SEQUENCE (SIZE (1..maxNrOfMACdPDUIndexes)) OF MACdPDU-Size-IndexItem-to-Modify

MACdPDU-Size-IndexItem-to-Modify ::= SEQUENCE {
    sID                INTEGER (0..7),
    macdPDU-Size       MACdPDU-Size OPTIONAL,
    iE-Extensions      ProtocolExtensionContainer { { MACdPDU-Size-IndexItem-to-Modify-ExtIEs } } OPTIONAL,
    ...
}

MACdPDU-Size-IndexItem-to-Modify-ExtIEs NBAP-PROTOCOL-EXTENSION ::= {
    ...
}

Measurement-Feedback-Reporting-Cycle ::= ENUMERATED {
    v0,
    v1,
    v5,
    v10,
    v20,
    v40,
    v80,
    ...
}

MaximumDL-PowerCapability ::= INTEGER(0..500)

```

```

-- Unit dBm, Range 0dBm .. 50dBm, Step +0.1dB

Maximum-PDSCH-Power ::= SEQUENCE {
    maximum-PDSCH-Power-SF4      DL-Power      OPTIONAL,
    maximum-PDSCH-Power-SF8      DL-Power      OPTIONAL,
    maximum-PDSCH-Power-SF16     DL-Power      OPTIONAL,
    maximum-PDSCH-Power-SF32     DL-Power      OPTIONAL,
    maximum-PDSCH-Power-SF64     DL-Power      OPTIONAL,
    maximum-PDSCH-Power-SF128    DL-Power      OPTIONAL,
    maximum-PDSCH-Power-SF256    DL-Power      OPTIONAL,
    IE-Extensions                ProtocolExtensionContainer { { Maximum-PDSCH-Power-ExtIEs} }  OPTIONAL,
    ...
}

Maximum-PDSCH-Power-ExtIEs NBAP-PROTOCOL-EXTENSION ::= {
    ...
}

MaximumTransmissionPower ::= INTEGER(0..500)
-- Unit dBm, Range 0dBm .. 50dBm, Step +0.1dB

MaxNrOfUL-DPDCHs ::= INTEGER (1..6)

Max-Number-of-PCPCHes ::= INTEGER (1..64,...)

MaxPRACH-MidambleShifts ::= ENUMERATED {
    shift4,
    shift8,
    ...
}

MeasurementFilterCoefficient ::= ENUMERATED {k0, k1, k2, k3, k4, k5, k6, k7, k8, k9, k11, k13, k15, k17, k19,...}
-- Measurement Filter Coefficient to be used for measurement

MeasurementID ::= INTEGER (0..1048575)

MidambleConfigurationBurstType1And3 ::=      ENUMERATED {v4, v8, v16}

MidambleConfigurationBurstType2 ::=      ENUMERATED {v3, v6}

MidambleShiftAndBurstType ::=      CHOICE {
    type1                                SEQUENCE {
        midambleConfigurationBurstType1And3 MidambleConfigurationBurstType1And3,
        midambleAllocationMode              CHOICE {
            defaultMidamble                 NULL,
            commonMidamble                  NULL,
            ueSpecificMidamble              MidambleShiftLong,
            ...
        },
        ...
    },
    ...
},
type2                                SEQUENCE {
    midambleConfigurationBurstType2        MidambleConfigurationBurstType2,
    midambleAllocationMode                 CHOICE {

```

```

        defaultMidamble          NULL,
        commonMidamble          NULL,
        ueSpecificMidamble      MidambleShiftShort,
        ...
    },
    ...
},
type3                          SEQUENCE {
    midambleConfigurationBurstType1And3 MidambleConfigurationBurstType1And3,
    midambleAllocationMode          CHOICE {
        defaultMidamble          NULL,
        ueSpecificMidamble      MidambleShiftLong,
        ...
    },
    ...
},
...
}

MidambleShiftLong ::=          INTEGER (0..15)

MidambleShiftShort ::=        INTEGER (0..5)

MidambleShiftLCR ::= SEQUENCE {
    midambleAllocationMode      MidambleAllocationMode,
    midambleShift               MidambleShiftLong          OPTIONAL,
    iE-Extensions               ProtocolExtensionContainer { {MidambleShiftLCR-ExtIEs} } OPTIONAL,
    ...
}

MidambleAllocationMode ::= ENUMERATED {
    defaultMidamble,
    commonMidamble,
    uESpecificMidamble,
    ...
}

MidambleShiftLCR-ExtIEs NBAP-PROTOCOL-EXTENSION ::= {
    ...
}

MinimumDL-PowerCapability ::= INTEGER(0..800)
-- Unit dBm, Range -30dBm .. 50dBm, Step +0.1dB

MinSpreadingFactor ::= ENUMERATED {
    v4,
    v8,
    v16,
    v32,
    v64,
    v128,
    v256,
    v512
}

```

```
Modulation ::= ENUMERATED {
    qPSK,
    eightPSK,
    ...
}

MinUL-ChannelisationCodeLength ::= ENUMERATED {
    v4,
    v8,
    v16,
    v32,
    v64,
    v128,
    v256,
    ...
}

MultiplexingPosition ::= ENUMERATED {
    fixed,
    flexible
}

-- =====
-- N
-- =====

NCyclesPerSFNperiod ::= ENUMERATED {
    v1,
    v2,
    v4,
    v8,
    ...,
    v16,
    v32,
    v64
}

NEOT ::= INTEGER (0..8)

NFmax ::= INTEGER (1..64,...)

NRepetitionsPerCyclePeriod ::= INTEGER (2..10)

N-INSYNC-IND ::= INTEGER (1..256)

N-OUTSYNC-IND ::= INTEGER (1..256)

NeighbouringCellMeasurementInformation ::= SEQUENCE (SIZE (1..maxNrOfMeasNCell)) OF
    CHOICE {
        neighbouringFDDCellMeasurementInformation    NeighbouringFDDCellMeasurementInformation,
        neighbouringTDDCellMeasurementInformation     NeighbouringTDDCellMeasurementInformation,
        ...,
        extension-neighbouringCellMeasurementInformation    Extension-neighbouringCellMeasurementInformation
    }
```

```

    }

Extension-neighbouringCellMeasurementInformation ::= ProtocolIE-Single-Container {{ Extension-neighbouringCellMeasurementInformationIE }}

Extension-neighbouringCellMeasurementInformationIE NBAP-PROTOCOL-IES ::= {
  { ID id-neighbouringTDDCellMeasurementInformationLCR    CRITICALITY reject  EXTENSION NeighbouringTDDCellMeasurementInformationLCR  PRESENCE
  mandatory },
  ...
}

NeighbouringFDDCellMeasurementInformation ::= SEQUENCE {
  uC-Id                UC-Id,
  uARFCN               UARFCN,
  primaryScramblingCode PrimaryScramblingCode,
  iE-Extensions        ProtocolExtensionContainer { { NeighbouringFDDCellMeasurementInformationItem-ExtIEs } } OPTIONAL,
  ...
}

NeighbouringFDDCellMeasurementInformationItem-ExtIEs NBAP-PROTOCOL-EXTENSION ::= {
  ...
}

NeighbouringTDDCellMeasurementInformation ::= SEQUENCE {
  uC-Id                UC-Id,
  uARFCN               UARFCN,
  cellParameterID      CellParameterID,
  timeSlot              TimeSlot                OPTIONAL,
  midambleShiftAndBurstType MidambleShiftAndBurstType  OPTIONAL,
  iE-Extensions        ProtocolExtensionContainer { { NeighbouringTDDCellMeasurementInformationItem-ExtIEs } } OPTIONAL,
  ...
}

NeighbouringTDDCellMeasurementInformationItem-ExtIEs NBAP-PROTOCOL-EXTENSION ::= {
  ...
}

NeighbouringTDDCellMeasurementInformationLCR ::= SEQUENCE {
  uC-Id                UC-Id,
  uARFCN               UARFCN,
  cellParameterID      CellParameterID,
  timeSlotLCR          TimeSlotLCR                OPTIONAL,
  midambleShiftLCR     MidambleShiftLCR          OPTIONAL,
  iE-Extensions        ProtocolExtensionContainer { { NeighbouringTDDCellMeasurementInformationLCRItem-ExtIEs } } OPTIONAL,
  ...
}

NeighbouringTDDCellMeasurementInformationLCRItem-ExtIEs NBAP-PROTOCOL-EXTENSION ::= {
  ...
}

NodeB-CommunicationContextID ::= INTEGER (0..1048575)

```

```

NStartMessage ::= INTEGER (1..8)

NSubCyclesPerCyclePeriod ::= INTEGER (1..16,...)

-- =====
-- O
-- =====

-- =====
-- P
-- =====

PagingIndicatorLength ::= ENUMERATED {
    v2,
    v4,
    v8,
    ...
}

PayloadCRC-PresenceIndicator ::= ENUMERATED {
    CRC-Included,
    CRC-NotIncluded,
    ...
}

PCCPCH-Power ::= INTEGER (-150..400,...)
-- PCCPCH-power = power * 10
-- If power <= -15 PCCPCH shall be set to -150
-- If power >= 40 PCCPCH shall be set to 400
-- Unit dBm, Range -15dBm .. +40 dBm, Step +0.1dB

PCP-Length ::= ENUMERATED{
    v0,
    v8
}

PDSCH-CodeMapping ::= SEQUENCE {
    dl-ScramblingCode          DL-ScramblingCode,
    signallingMethod           CHOICE {
        code-Range              PDSCH-CodeMapping-PDSCH-CodeMappingInformationList,
        tFCI-Range              PDSCH-CodeMapping-DSCH-MappingInformationList,
        explicit                 PDSCH-CodeMapping-PDSCH-CodeInformationList,
        ...,
        replace                  PDSCH-CodeMapping-ReplacedPDSCH-CodeInformationList
    },
    iE-Extensions              ProtocolExtensionContainer { { PDSCH-CodeMapping-ExtIEs} } OPTIONAL,
    ...
}

PDSCH-CodeMapping-ExtIEs NBAP-PROTOCOL-EXTENSION ::= {
    ...
}

PDSCH-CodeMapping-CodeNumberComp ::= INTEGER (0..maxCodeNrComp-1)

```

```

PDSCH-CodeMapping-SpreadingFactor ::= ENUMERATED {
    v4,
    v8,
    v16,
    v32,
    v64,
    v128,
    v256,
    ...
}

PDSCH-CodeMapping-PDSCH-CodeMappingInformationList ::= SEQUENCE (SIZE (1..maxNrOfCodeGroups)) OF
    SEQUENCE {
        spreadingFactor          PDSCH-CodeMapping-SpreadingFactor,
        multi-CodeInfo           PDSCH-Multi-CodeInfo,
        start-CodeNumber         PDSCH-CodeMapping-CodeNumberComp,
        stop-CodeNumber          PDSCH-CodeMapping-CodeNumberComp,
        iE-Extensions            ProtocolExtensionContainer { { PDSCH-CodeMapping-PDSCH-CodeMappingInformationList-ExtIEs} }    OPTIONAL,
        ...
    }

PDSCH-CodeMapping-PDSCH-CodeMappingInformationList-ExtIEs NBAP-PROTOCOL-EXTENSION ::= {
    ...
}

PDSCH-CodeMapping-DSCH-MappingInformationList ::= SEQUENCE (SIZE (1..maxNrOfTFCIGroups)) OF
    SEQUENCE {
        maxTFCI-field2-Value     PDSCH-CodeMapping-MaxTFCI-Field2-Value,
        spreadingFactor          PDSCH-CodeMapping-SpreadingFactor,
        multi-CodeInfo           PDSCH-Multi-CodeInfo,
        codeNumber               PDSCH-CodeMapping-CodeNumberComp,
        iE-Extensions            ProtocolExtensionContainer { { PDSCH-CodeMapping-DSCH-MappingInformationList-ExtIEs} }    OPTIONAL,
        ...
    }

PDSCH-CodeMapping-DSCH-MappingInformationList-ExtIEs NBAP-PROTOCOL-EXTENSION ::= {
    ...
}

PDSCH-CodeMapping-MaxTFCI-Field2-Value ::= INTEGER (1..1023)

PDSCH-CodeMapping-PDSCH-CodeInformationList ::= SEQUENCE (SIZE (1..maxNrOfTFCI2Combs)) OF
    SEQUENCE {
        spreadingFactor          PDSCH-CodeMapping-SpreadingFactor,
        multi-CodeInfo           PDSCH-Multi-CodeInfo,
        codeNumber               PDSCH-CodeMapping-CodeNumberComp,
        iE-Extensions            ProtocolExtensionContainer { { PDSCH-CodeMapping-PDSCH-CodeInformationList-ExtIEs} }    OPTIONAL,
        ...
    }

PDSCH-CodeMapping-PDSCH-CodeInformationList-ExtIEs NBAP-PROTOCOL-EXTENSION ::= {
    ...
}

```

```

PDSCH-CodeMapping-ReplacedPDSCH-CodeInformationList ::= SEQUENCE (SIZE (1..maxNrOfTFICI2Combs)) OF
  SEQUENCE {
    tfci-Field2                TFCS-MaxTFCI-field2-Value,
    spreadingFactor            PDSCH-CodeMapping-SpreadingFactor,
    multi-CodeInfo             PDSCH-Multi-CodeInfo,
    codeNumber                 PDSCH-CodeMapping-CodeNumberComp,
    iE-Extensions              ProtocolExtensionContainer { { PDSCH-CodeMapping-ReplacedPDSCH-CodeInformationList-ExtIEs } } OPTIONAL,
    ...
  }

PDSCH-CodeMapping-ReplacedPDSCH-CodeInformationList-ExtIEs NBAP-PROTOCOL-EXTENSION ::= {
  ...
}

PDSCH-Multi-CodeInfo ::= INTEGER (1..16)

PDSCH-ID ::= INTEGER (0..255)

PDSCHSet-ID ::= INTEGER (0..255)

PICH-Mode ::= ENUMERATED {
  v18,
  v36,
  v72,
  v144,
  ...
}

PICH-Power ::= INTEGER (-10..5)
-- Unit dB, Range -10dB .. +5dB, Step +1dB

PowerAdjustmentType ::= ENUMERATED {
  none,
  common,
  individual
}

PowerOffset ::= INTEGER (0..24)
-- PowerOffset = offset * 0.25
-- Unit dB, Range 0dB .. +6dB, Step +0.25dB

PowerRaiseLimit ::= INTEGER (0..10)

PRACH-Midamble ::= ENUMERATED {
  inverted,
  direct,
  ...
}

PRC ::= INTEGER (-2047..2047)
--pseudo range correction; scaling factor 0.32 meters

PRCDeviation ::= ENUMERATED {

```



```
    one,
    two,
    five,
    ten,
    ...
}

PreambleSignatures ::= BIT STRING {
    signature15(0),
    signature14(1),
    signature13(2),
    signature12(3),
    signature11(4),
    signature10(5),
    signature9(6),
    signature8(7),
    signature7(8),
    signature6(9),
    signature5(10),
    signature4(11),
    signature3(12),
    signature2(13),
    signature1(14),
    signature0(15)
} (SIZE (16))

PreambleThreshold ::= INTEGER (0..72)
-- 0= -36.0dB, 1= -35.5dB, ... , 72= 0.0dB

PredictedSFNSFNDeviationLimit ::=INTEGER (1..256)
-- Unit chip, Step 1/16 chip, Range 1/16..16 chip

PredictedTUTRANGPSDeviationLimit ::= INTEGER (1..256)
-- Unit chip, Step 1/16 chip, Range 1/16..16 chip

Pre-emptionCapability ::= ENUMERATED {
    shall-not-trigger-pre-emption,
    may-trigger-pre-emption
}

Pre-emptionVulnerability ::= ENUMERATED {
    not-pre-emptable,
    pre-emptable
}

PrimaryCPICH-Power ::= INTEGER(-100..500)
-- step 0.1 (Range -10.0..50.0) Unit is dBm

PrimaryScramblingCode ::= INTEGER (0..511)

PriorityLevel ::= INTEGER (0..15)
-- 0 = spare, 1 = highest priority, ...14 = lowest priority and 15 = no priority

PriorityQueue-Id ::= INTEGER (0..maxNrOfPriorityQueues-1)
```

```

PriorityQueue-InfoList ::= SEQUENCE (SIZE (1..maxNrOfPriorityQueues)) OF PriorityQueue-InfoItem

PriorityQueue-InfoItem ::= SEQUENCE {
    priorityQueueId          PriorityQueue-Id,
    schedulingPriorityIndicator    SchedulingPriorityIndicator,
    macdPDU-Size-Index      MACdPDU-Size-Indexlist,
    iE-Extensions           ProtocolExtensionContainer { { PriorityQueue-InfoItem-ExtIEs} } OPTIONAL,
    ...
}

PriorityQueue-InfoItem-ExtIEs NBAP-PROTOCOL-EXTENSION ::= {
    ...
}

PriorityQueue-InfoList-to-Modify ::= SEQUENCE (SIZE (1..maxNrOfPriorityQueues)) OF PriorityQueue-InfoItem-to-Modify

PriorityQueue-InfoItem-to-Modify ::= SEQUENCE {
    priorityQueueId          PriorityQueue-Id,
    schedulingPriorityIndicator    SchedulingPriorityIndicator OPTIONAL,
    macdPDU-Size-Index-to-Modify  MACdPDU-Size-Indexlist-to-Modify OPTIONAL,
    iE-Extensions           ProtocolExtensionContainer { { PriorityQueue-InfoItem-to-Modify-ExtIEs} } OPTIONAL,
    ...
}

PriorityQueue-InfoItem-to-Modify-ExtIEs NBAP-PROTOCOL-EXTENSION ::= {
    ...
}

PrimaryCCPCH-RSCP ::= INTEGER (0..91)

PropagationDelay ::= INTEGER (0..255)
-- Unit: chips, step size 3 chips
-- example: 0 = 0chip, 1 = 3chips

SCH-TimeSlot ::= INTEGER (0..6)

PunctureLimit ::= INTEGER (0..15)
-- 0: 40%; 1: 44%; ... 14: 96%; 15: 100%

PUSCH-ID ::= INTEGER (0..255)

PUSCHSet-ID ::= INTEGER (0..255)

-- =====
-- Q
-- =====

QE-Selector ::= ENUMERATED {
    selected,
    non-selected
}

-- =====

```

```

-- R
-- =====

RACH-SlotFormat ::= ENUMERATED {
    v0,
    v1,
    v2,
    v3,
    ...
}

RACH-SubChannelNumbers ::= BIT STRING {
    subCh11(0),
    subCh10(1),
    subCh9(2),
    subCh8(3),
    subCh7(4),
    subCh6(5),
    subCh5(6),
    subCh4(7),
    subCh3(8),
    subCh2(9),
    subCh1(10),
    subCh0(11)
} (SIZE (12))

RL-Specific-DCH-Info ::= SEQUENCE (SIZE (1..maxNrOfDCHs)) OF RL-Specific-DCH-Info-Item

RL-Specific-DCH-Info-Item ::= SEQUENCE {
    dch-id                DCH-ID,
    bindingID              BindingID                                OPTIONAL,
    transportlayeraddress TransportLayerAddress                    OPTIONAL,
    iE-Extensions          ProtocolExtensionContainer { { RL-Specific-DCH-Info-Item-ExtIEs } } OPTIONAL,
    ...
}

RL-Specific-DCH-Info-Item-ExtIEs NBAP-PROTOCOL-EXTENSION ::= {
    ...
}

Range-Correction-Rate ::= INTEGER (-127..127)
-- scaling factor 0.032 m/s

ReferenceClockAvailability ::= ENUMERATED {
    available,
    notAvailable
}

ReferenceSFNoffset ::= INTEGER (0..255)

RepetitionLength ::= INTEGER (1..63)

RepetitionPeriod ::= ENUMERATED {
    v1,

```

```

    v2,
    v4,
    v8,
    v16,
    v32,
    v64,
    ...
}

RepetitionNumber0 ::= INTEGER (0..255)

RepetitionNumber1 ::= INTEGER (1..256)

RefTFCNumber ::= INTEGER (0..3)

ReportCharacteristics ::= CHOICE {
    onDemand          NULL,
    periodic          ReportCharacteristicsType-ReportPeriodicity,
    event-a           ReportCharacteristicsType-EventA,
    event-b           ReportCharacteristicsType-EventB,
    event-c           ReportCharacteristicsType-EventC,
    event-d           ReportCharacteristicsType-EventD,
    event-e           ReportCharacteristicsType-EventE,
    event-f           ReportCharacteristicsType-EventF,
    ...,
    extension-ReportCharacteristics  Extension-ReportCharacteristics
}

Extension-ReportCharacteristics ::= ProtocolIE-Single-Container {{ Extension-ReportCharacteristicsIE }}

Extension-ReportCharacteristicsIE NBAP-PROTOCOL-IES ::= {
    { ID id-ReportCharacteristicsType-OnModification  CRITICALITY reject  TYPE ReportCharacteristicsType-OnModification  PRESENCE mandatory }
}

ReportCharacteristicsType-EventA ::= SEQUENCE {
    measurementThreshold      ReportCharacteristicsType-MeasurementThreshold,
    measurementHysteresisTime ReportCharacteristicsType-ScaledMeasurementHysteresisTime          OPTIONAL,
    iE-Extensions             ProtocolExtensionContainer { { ReportCharacteristicsType-EventA-ExtIEs } }  OPTIONAL,
    ...
}

ReportCharacteristicsType-EventA-ExtIEs NBAP-PROTOCOL-EXTENSION ::= {
    ...
}

ReportCharacteristicsType-EventB ::= SEQUENCE {
    measurementThreshold      ReportCharacteristicsType-MeasurementThreshold,
    measurementHysteresisTime ReportCharacteristicsType-ScaledMeasurementHysteresisTime          OPTIONAL,
    iE-Extensions             ProtocolExtensionContainer { { ReportCharacteristicsType-EventB-ExtIEs } }  OPTIONAL,
    ...
}

ReportCharacteristicsType-EventB-ExtIEs NBAP-PROTOCOL-EXTENSION ::= {
    ...
}

```

```

}

ReportCharacteristicsType-EventC ::= SEQUENCE {
    measurementIncreaseThreshold    ReportCharacteristicsType-MeasurementIncreaseDecreaseThreshold,
    measurementChangeTime          ReportCharacteristicsType-ScaledMeasurementChangeTime,
    iE-Extensions                  ProtocolExtensionContainer { { ReportCharacteristicsType-EventC-ExtIEs} }    OPTIONAL,
    ...
}

ReportCharacteristicsType-EventC-ExtIEs NBAP-PROTOCOL-EXTENSION ::= {
    ...
}

ReportCharacteristicsType-EventD ::= SEQUENCE {
    measurementDecreaseThreshold    ReportCharacteristicsType-MeasurementIncreaseDecreaseThreshold,
    measurementChangeTime          ReportCharacteristicsType-ScaledMeasurementChangeTime,
    iE-Extensions                  ProtocolExtensionContainer { { ReportCharacteristicsType-EventD-ExtIEs} }    OPTIONAL,
    ...
}

ReportCharacteristicsType-EventD-ExtIEs NBAP-PROTOCOL-EXTENSION ::= {
    ...
}

ReportCharacteristicsType-EventE ::= SEQUENCE {
    measurementThreshold1          ReportCharacteristicsType-MeasurementThreshold,
    measurementThreshold2          ReportCharacteristicsType-MeasurementThreshold    OPTIONAL,
    measurementHysteresisTime      ReportCharacteristicsType-ScaledMeasurementHysteresisTime    OPTIONAL,
    reportPeriodicity              ReportCharacteristicsType-ReportPeriodicity    OPTIONAL,
    iE-Extensions                  ProtocolExtensionContainer { { ReportCharacteristicsType-EventE-ExtIEs} }    OPTIONAL,
    ...
}

ReportCharacteristicsType-EventE-ExtIEs NBAP-PROTOCOL-EXTENSION ::= {
    ...
}

ReportCharacteristicsType-EventF ::= SEQUENCE {
    measurementThreshold1          ReportCharacteristicsType-MeasurementThreshold,
    measurementThreshold2          ReportCharacteristicsType-MeasurementThreshold    OPTIONAL,
    measurementHysteresisTime      ReportCharacteristicsType-ScaledMeasurementHysteresisTime    OPTIONAL,
    reportPeriodicity              ReportCharacteristicsType-ReportPeriodicity    OPTIONAL,
    iE-Extensions                  ProtocolExtensionContainer { { ReportCharacteristicsType-EventF-ExtIEs} }    OPTIONAL,
    ...
}

ReportCharacteristicsType-EventF-ExtIEs NBAP-PROTOCOL-EXTENSION ::= {
    ...
}

ReportCharacteristicsType-OnModification ::= SEQUENCE {
    measurementThreshold            ReportCharacteristicsType-MeasurementThreshold,
    iE-Extensions                  ProtocolExtensionContainer { { ReportCharacteristicsType-OnModification-ExtIEs} }    OPTIONAL,
    ...
}

```

```

    }
ReportCharacteristicsType-OnModification-ExtIEs NBAP-PROTOCOL-EXTENSION ::= {
    ...
}
ReportCharacteristicsType-MeasurementIncreaseDecreaseThreshold ::= CHOICE {
    received-total-wide-band-power          Received-total-wide-band-power-Value-IncrDecrThres,
    transmitted-carrier-power               Transmitted-Carrier-Power-Value,
    acknowledged-prach-preambles           Acknowledged-PRACH-preambles-Value,
    uL-TimeslotISCP                         UL-TimeslotISCP-Value-IncrDecrThres,
    sir                                      SIR-Value-IncrDecrThres,
    sir-error                               SIR-Error-Value-IncrDecrThres,
    transmitted-code-power                 Transmitted-Code-Power-Value-IncrDecrThres,
    rscp                                    RSCP-Value-IncrDecrThres,
    round-trip-time                        Round-Trip-Time-IncrDecrThres,
    acknowledged-PCPCH-access-preambles    Acknowledged-PCPCH-access-preambles,
    detected-PCPCH-access-preambles        Detected-PCPCH-access-preambles,
    ...
}
ReportCharacteristicsType-MeasurementThreshold ::= CHOICE {
    received-total-wide-band-power          Received-total-wide-band-power-Value,
    transmitted-carrier-power               Transmitted-Carrier-Power-Value,
    acknowledged-prach-preambles           Acknowledged-PRACH-preambles-Value,
    uL-TimeslotISCP                         UL-TimeslotISCP-Value,
    sir                                      SIR-Value,
    sir-error                               SIR-Error-Value,
    transmitted-code-power                 Transmitted-Code-Power-Value,
    rscp                                    RSCP-Value,
    rx-timing-deviation                    Rx-Timing-Deviation-Value,
    round-trip-time                        Round-Trip-Time-Value,
    acknowledged-PCPCH-access-preambles    Acknowledged-PCPCH-access-preambles,
    detected-PCPCH-access-preambles        Detected-PCPCH-access-preambles,
    ...,
    extension-ReportCharacteristicsType-MeasurementThreshold    Extension-ReportCharacteristicsType-MeasurementThreshold
}
Extension-ReportCharacteristicsType-MeasurementThreshold ::= ProtocolIE-Single-Container {{ Extension-ReportCharacteristicsType-
MeasurementThresholdIE }}
Extension-ReportCharacteristicsType-MeasurementThresholdIE NBAP-PROTOCOL-IES ::= {
    { ID id-TUTRANGPSMeasurementThresholdInformation    CRITICALITY reject TYPE TUTRANGPSMeasurementThresholdInformation    PRESENCE mandatory }|
    { ID id-SFNFSFNMeasurementThresholdInformation    CRITICALITY reject TYPE SFNFSFNMeasurementThresholdInformation    PRESENCE mandatory }
}
ReportCharacteristicsType-ScaledMeasurementChangeTime ::= CHOICE {
    msec          MeasurementChangeTime-Scaledmsec,
    ...
}
MeasurementChangeTime-Scaledmsec ::= INTEGER (1..6000,...)
-- MeasurementChangeTime-Scaledmsec = Time * 10
-- Unit ms, Range 10ms .. 60000ms(1min), Step 10ms

```

```
ReportCharacteristicsType-ScaledMeasurementHysteresisTime ::= CHOICE {
    msec          MeasurementHysteresisTime-Scaledmsec,
    ...
}

MeasurementHysteresisTime-Scaledmsec ::= INTEGER (1..6000,...)
-- MeasurementHysteresisTime-Scaledmsec = Time * 10
-- Unit ms, Range 10ms .. 60000ms(1min), Step 10ms

ReportCharacteristicsType-ReportPeriodicity ::= CHOICE {
    msec          ReportPeriodicity-Scaledmsec,
    min          ReportPeriodicity-Scaledmin,
    ...
}

ReportPeriodicity-Scaledmsec ::= INTEGER (1..6000,...)
-- ReportPeriodicity-msec = ReportPeriodicity * 10
-- Unit ms, Range 10ms .. 60000ms(1min), Step 10ms

ReportPeriodicity-Scaledmin ::= INTEGER (1..60,...)
-- Unit min, Range 1min .. 60min(hour), Step 1min

ReportPeriodicity-Scaledhour ::= INTEGER (1..24,...)
-- Unit hour, Range 1hour .. 24hours(day), Step 1hour

ResourceOperationalState ::= ENUMERATED {
    enabled,
    disabled
}

CommonTransportChannel-InformationResponse ::= SEQUENCE {
    commonTransportChannelID      CommonTransportChannelID,
    bindingID                     BindingID OPTIONAL,
    transportLayerAddress         TransportLayerAddress OPTIONAL,
    iE-Extensions                 ProtocolExtensionContainer { { CommonTransportChannel-InformationResponse-ExtIEs} } OPTIONAL,
    ...
}

CommonTransportChannel-InformationResponse-ExtIEs NBAP-PROTOCOL-EXTENSION ::= {
    ...
}

LimitedPowerIncrease ::= ENUMERATED {
    used,
    not-used
}

RL-ID ::= INTEGER (0..31)

RL-Set-ID ::= INTEGER (0..31)

Round-Trip-Time-IncrDecrThres ::= INTEGER(0..32766)
```

```

RNC-ID ::= INTEGER (0..4095)

Round-Trip-Time-Value ::= INTEGER(0..32767)
-- According to mapping in [22]

RSCP-Value ::= INTEGER (0..127)
-- According to mapping in [23]

RSCP-Value-IncrDecrThres ::= INTEGER (0..126)

Received-total-wide-band-power-Value ::= INTEGER(0..621)
-- According to mapping in [22]/[23]

Received-total-wide-band-power-Value-IncrDecrThres ::= INTEGER (0..620)

RequestedDataValueInformation ::= CHOICE {
    informationAvailable      InformationAvailable,
    informationnotAvailable   InformationnotAvailable
}

InformationAvailable ::= SEQUENCE {
    requesteddataValue      RequestedDataValue,
    ie-Extensions           ProtocolExtensionContainer { { InformationAvailableItem-ExtIEs } } OPTIONAL,
    ...
}

InformationAvailableItem-ExtIEs NBAP-PROTOCOL-EXTENSION ::= {
    ...
}

InformationnotAvailable ::= NULL

RequestedDataValue ::= SEQUENCE {
    dgps-corrections      DGPSCorrections OPTIONAL,
    gps-navandrecovery    GPS-NavigationModel-and-TimeRecovery OPTIONAL,
    gps-ionos-model       GPS-Ionospheric-Model OPTIONAL,
    gps-utc-model         GPS-UTC-Model OPTIONAL,
    gps-almanac           GPS-Almanac OPTIONAL,
    gps-rt-integrity      GPS-RealTime-Integrity OPTIONAL,
    gpsrxpos              GPS-RX-POS OPTIONAL,
    ...
}

Rx-Timing-Deviation-Value ::= INTEGER (0..8191)

Rx-Timing-Deviation-Value-LCR ::= INTEGER (0..255)

-- =====
-- S
-- =====

```



```

AdjustmentPeriod ::= INTEGER(1..256)
-- Unit Frame

SAT-ID ::= INTEGER (0..63)

SAT-Info-Almanac ::= SEQUENCE (SIZE (1..maxNoSat)) OF SAT-Info-Almanac-Item

SAT-Info-Almanac-Item ::= SEQUENCE {
    data-id          DATA-ID,
    sat-id           SAT-ID,
    gps-e-alm        BIT STRING (SIZE (16)),
    gps-toa-alm      BIT STRING (SIZE (8)),
    gps-delta-I-alm  BIT STRING (SIZE (16)),
    omegadot-alm     BIT STRING (SIZE (16)),
    svhealth-alm     BIT STRING (SIZE (8)),
    gps-a-sqrt-alm   BIT STRING (SIZE (24)),
    omegazero-alm    BIT STRING (SIZE (24)),
    m-zero-alm       BIT STRING (SIZE (24)),
    gps-omega-alm    BIT STRING (SIZE (24)),
    gps-af-zero-alm  BIT STRING (SIZE (11)),
    gps-af-one-alm   BIT STRING (SIZE (11)),
    ie-Extensions    ProtocolExtensionContainer { { SAT-Info-Almanac-Item-ExtIEs} } OPTIONAL,
    ...
}

SAT-Info-Almanac-Item-ExtIEs NBAP-PROTOCOL-EXTENSION ::= {
    ...
}

SAT-Info-DGPSCorrections ::= SEQUENCE (SIZE (1..maxNoSat)) OF SAT-Info-DGPSCorrections-Item

SAT-Info-DGPSCorrections-Item ::= SEQUENCE {
    sat-id           SAT-ID,
    iode-dgps        BIT STRING (SIZE (8)),
    udre             UDRE,
    prc              PRC,
    range-correction-rate Range-Correction-Rate,
    ie-Extensions    ProtocolExtensionContainer { { SAT-Info-DGPSCorrections-Item-ExtIEs} } OPTIONAL,
    ...
}

SAT-Info-DGPSCorrections-Item-ExtIEs NBAP-PROTOCOL-EXTENSION ::= {
    ...
}

SATInfo-RealTime-Integrity ::= SEQUENCE (SIZE (1..maxNoSat)) OF SAT-Info-RealTime-Integrity-Item

SAT-Info-RealTime-Integrity-Item ::= SEQUENCE {
    bad-sat-id       SAT-ID,
    ie-Extensions    ProtocolExtensionContainer { { SAT-Info-RealTime-Integrity-Item-ExtIEs} } OPTIONAL,
    ...
}

```

```

}

SAT-Info-RealTime-Integrity-Item-ExtIEs NBAP-PROTOCOL-EXTENSION ::= {
    ...
}

ScaledAdjustmentRatio ::= INTEGER(0..100)
-- AdjustmentRatio = ScaledAdjustmentRatio / 100

MaxAdjustmentStep ::= INTEGER(1..10)
-- Unit Slot

SchedulingPriorityIndicator ::= INTEGER (0..15) -- lowest (0), highest (15)

SID ::= INTEGER (0..maxNrOfMACdPDUIndexes-1)

ScramblingCodeNumber ::= INTEGER (0..15)

SecondaryCCPCH-SlotFormat ::= INTEGER(0..17,...)

Segment-Type ::= ENUMERATED {
    first-segment,
    first-segment-short,
    subsequent-segment,
    last-segment,
    last-segment-short,
    complete-SIB,
    complete-SIB-short,
    ...
}

S-FieldLength ::= ENUMERATED {
    v1,
    v2,
    ...
}

SFN ::= INTEGER (0..4095)

SFNSFN-FDD ::= INTEGER (0..614399)

SFNSFN-TDD ::= INTEGER (0..40961)

SFNSFNChangeLimit ::= INTEGER (1..256)
-- Unit chip, Step 1/16 chip, Range 1/16..16 chip

SFNSFNDriftRate ::= INTEGER (-100..100)
-- Unit chip/s, Step 1/256 chip/s, Range -100/256..+100/256 chip/s

SFNSFNDriftRateQuality ::= INTEGER (0..100)
-- Unit chip/s, Step 1/256 chip/s, Range 0..100/256 chip/s

SFNSFNMeasurementThresholdInformation ::= SEQUENCE {
    sFNSFNChangeLimit SFNSFNChangeLimit OPTIONAL,

```

```

    predictedSFNSFNDeviationLimit      PredictedSFNSFNDeviationLimit      OPTIONAL,
    iE-Extensions                      ProtocolExtensionContainer { { SFNSFNMeasurementThresholdInformation-ExtIEs } }  OPTIONAL,
    ...
}

SFNSFNMeasurementThresholdInformation-ExtIEs NBAP-PROTOCOL-EXTENSION ::= {
    ...
}

SFNSFNMeasurementValueInformation ::= SEQUENCE {
    successfulNeighbouringCellSFNSFNObservedTimeDifferenceMeasurementInformation      SEQUENCE (SIZE(1..maxNrOfMeasNCell)) OF
        SEQUENCE {
            uC-Id                          UC-Id,
            SFNSFNValue                      SFNSFNValue,
            SFNSFNQuality                    SFNSFNQuality                      OPTIONAL,
            SFNSFNDriftRate                  SFNSFNDriftRate,
            SFNSFNDriftRateQuality           SFNSFNDriftRateQuality,
            SFNSFNTimeStampInformation        SFNSFNTimeStampInformation,
            iE-Extensions                    ProtocolExtensionContainer { { SuccessfulNeighbouringCellSFNSFNObservedTimeDifferenceMeasurementInformationItem-ExtIEs } }  OPTIONAL,
            ...
        },
    unsuccessfulNeighbouringCellSFNSFNObservedTimeDifferenceMeasurementInformation      SEQUENCE (SIZE(0..maxNrOfMeasNCell-1)) OF
        SEQUENCE {
            uC-Id                          UC-Id,
            iE-Extensions                    ProtocolExtensionContainer { { UnsuccessfulNeighbouringCellSFNSFNObservedTimeDifferenceMeasurementInformationItem-ExtIEs } }  OPTIONAL,
            ...
        },
    iE-Extensions                        ProtocolExtensionContainer { { SFNSFNMeasurementValueInformationItem-ExtIEs } }  OPTIONAL,
    ...
}

SFNSFNMeasurementValueInformationItem-ExtIEs NBAP-PROTOCOL-EXTENSION ::= {
    ...
}

SuccessfulNeighbouringCellSFNSFNObservedTimeDifferenceMeasurementInformationItem-ExtIEs NBAP-PROTOCOL-EXTENSION ::= {
    ...
}

UnsuccessfulNeighbouringCellSFNSFNObservedTimeDifferenceMeasurementInformationItem-ExtIEs NBAP-PROTOCOL-EXTENSION ::= {
    ...
}

SFNSFNQuality ::= INTEGER (0..255)
-- Unit chip, Step 1/16 chip, Range 0.. 255/16 chip

ShutdownTimer ::= INTEGER (1..3600)
-- Unit sec

```

```

SIB-Originator ::= ENUMERATED {
    nodeB,
    cRNC,
    ...
}

SIR-Error-Value ::= INTEGER (0..125)

SFNSFNTimeStampInformation ::= CHOICE {
    sFNSFNTimeStamp-FDD      SFN,
    sFNSFNTimeStamp-TDD      SFNSFNTimeStamp-TDD,
    ...}

SFNSFNTimeStamp-TDD ::= SEQUENCE {
    sFN                      SFN,
    timeSlot                  TimeSlot,
    iE-Extensions             ProtocolExtensionContainer { { SFNSFNTimeStamp-ExtIEs} } OPTIONAL,
    ...
}

SFNSFNTimeStamp-ExtIEs NBAP-PROTOCOL-EXTENSION ::= {
    ...
}

SFNSFNValue ::= CHOICE {
    sFNSFN-FDD              SFNSFN-FDD,
    sFNSFN-TDD              SFNSFN-TDD,
    ...
}

SIR-Error-Value-IncrDecrThres ::= INTEGER (0..124)

SIR-Value ::= INTEGER (0..63)
-- According to mapping in [22]/[23]

SIR-Value-IncrDecrThres ::= INTEGER (0..62)

SignallingBearerRequestIndicator ::= ENUMERATED {bearerRequested}

SpecialBurstScheduling ::= INTEGER (1..256)

SSDT-Cell-Identity ::= ENUMERATED {a, b, c, d, e, f, g, h}

SSDT-CellID-Length ::= ENUMERATED {
    short,
    medium,
    long
}

SSDT-Indication ::= ENUMERATED {

```

```

    ssdt-active-in-the-UE,
    ssdt-not-active-in-the-UE
}

Start-Of-Audit-Sequence-Indicator ::= ENUMERATED {
    start-of-audit-sequence,
    not-start-of-audit-sequence
}

STTD-Indicator ::= ENUMERATED {
    active,
    inactive,
    ...
}

SSDT-SupportIndicator ::= ENUMERATED {
    sSDT-Supported,
    sSDT-not-supported
}

SyncCase ::= INTEGER (1..2,...)

SYNCdLCodeId ::= INTEGER (1..32,...)

SyncFrameNumber ::= INTEGER (1..10)

SynchronisationReportCharacteristics ::= SEQUENCE {
    synchronisationReportCharacteristicsType SynchronisationReportCharacteristicsType,
    synchronisationReportCharactThreExc SynchronisationReportCharactThreExc OPTIONAL,
    -- This IE shall be included if the synchronisationReportCharacteristicsType IE is set to "thresholdExceeding".
    iE-Extensions ProtocolExtensionContainer { { SynchronisationReportCharacteristics-ExtIEs } } OPTIONAL,
    ...
}

SynchronisationReportCharacteristics-ExtIEs NBAP-PROTOCOL-EXTENSION ::= {
    [ID id-SyncDLCodeIdThreInfoLCR CRITICALITY ignore EXTENSION SyncDLCodeIdThreInfoLCR PRESENCE optional ],
    ...
}

SynchronisationReportCharactThreExc ::= SEQUENCE (SIZE (1..maxNrOfCellSyncBursts)) OF SynchronisationReportCharactThreInfoItem -- Mandatory for
3.84Mcps TDD only

SynchronisationReportCharactThreInfoItem ::= SEQUENCE {
    syncFrameNumber SyncFrameNumber,
    cellSyncBurstInformation SEQUENCE (SIZE (1.. maxNrOfReceptsPerSyncFrame)) OF SynchronisationReportCharactCellSyncBurstInfoItem,
    iE-Extensions ProtocolExtensionContainer { { SynchronisationReportCharactThreInfoItem-ExtIEs } } OPTIONAL,
    ...
}

SynchronisationReportCharactThreInfoItem-ExtIEs NBAP-PROTOCOL-EXTENSION ::= {
    ...
}

SynchronisationReportCharactCellSyncBurstInfoItem ::= SEQUENCE {

```

```

    cellSyncBurstCode           CellSyncBurstCode,
    cellSyncBurstCodeShift      CellSyncBurstCodeShift,
    cellSyncBurstTiming         CellSyncBurstTiming           OPTIONAL,
    cellSyncBurstTimingThreshold CellSyncBurstTimingThreshold OPTIONAL,
    iE-Extensions               ProtocolExtensionContainer { { SynchronisationReportCharactCellSyncBurstInfoItem-ExtIEs } } OPTIONAL,
    ...
}

SynchronisationReportCharactCellSyncBurstInfoItem-ExtIEs NBAP-PROTOCOL-EXTENSION ::= {
    ...
}

SyncDLCodeIdThreInfoLCR ::= SEQUENCE (SIZE (0..maxNoOfSyncFramesLCR)) OF SyncDLCodeIdThreInfoList --Mandatory for 1.28Mcps TDD only

SyncDLCodeIdThreInfoList ::= SEQUENCE {
    syncFrameNoToReceive      SyncFrameNumber,
    syncDLCodeIdInfoLCR      SyncDLCodeInfoListLCR,
    iE-Extensions            ProtocolExtensionContainer { { SyncDLCodeIdThreInfoList-ExtIEs } } OPTIONAL,
    ...
}

SyncDLCodeIdThreInfoList-ExtIEs NBAP-PROTOCOL-EXTENSION ::= {
    ...
}

SyncDLCodeInfoListLCR ::= SEQUENCE (SIZE (1..maxNoOfSyncDLCodesLCR)) OF SyncDLCodeInfoItemLCR

SyncDLCodeInfoItemLCR ::= SEQUENCE {
    syncDLCodeId              SYNCDLCodeId,
    syncDLCodeIdArrivTime     CellSyncBurstTiming           OPTIONAL,
    syncDLCodeIdTimingThre    CellSyncBurstTimingThreshold   OPTIONAL,
    iE-Extensions            ProtocolExtensionContainer { { SyncDLCodeInfoItem-LCR-ExtIEs } } OPTIONAL,
    ...
}

SyncDLCodeInfoItem-LCR-ExtIEs NBAP-PROTOCOL-EXTENSION ::= {
    ...
}

SynchronisationReportCharacteristicsType ::= ENUMERATED {
    frameRelated,
    sFNperiodRelated,
    cycleLengthRelated,
    thresholdExceeding,
    frequencyAcquisitionCompleted,
    ...
}

SynchronisationReportType ::= ENUMERATED {
    initialPhase,
    steadyStatePhase,
    lateEntrantCell,
    frequencyAcquisition,
    ...
}

```

```
}  
  
-- =====  
-- T  
-- =====  
  
T-Cell ::= ENUMERATED {  
    v0,  
    v1,  
    v2,  
    v3,  
    v4,  
    v5,  
    v6,  
    v7,  
    v8,  
    v9  
}  
  
T-RLFFAILURE ::= INTEGER (0..255)  
-- Unit seconds, Range 0s .. 25.5s, Step 0.1s  
  
TDD-ChannelisationCode ::= ENUMERATED {  
    chCode1div1,  
    chCode2div1,  
    chCode2div2,  
    chCode4div1,  
    chCode4div2,  
    chCode4div3,  
    chCode4div4,  
    chCode8div1,  
    chCode8div2,  
    chCode8div3,  
    chCode8div4,  
    chCode8div5,  
    chCode8div6,  
    chCode8div7,  
    chCode8div8,  
    chCode16div1,  
    chCode16div2,  
    chCode16div3,  
    chCode16div4,  
    chCode16div5,  
    chCode16div6,  
    chCode16div7,  
    chCode16div8,  
    chCode16div9,  
    chCode16div10,  
    chCode16div11,  
    chCode16div12,  
    chCode16div13,  
    chCode16div14,  
    chCode16div15,  
    chCode16div16,  
}
```

```

}
...
}
TDD-ChannelisationCodeLCR ::= SEQUENCE {
    tdd-ChannelisationCode      TDD-ChannelisationCode,
    modulation                  Modulation, -- Modulation options for 1.28Mcps TDD in contrast to 3.84Mcps TDD
    ...
}

TDD-DL-Code-Information ::= SEQUENCE (SIZE (1..maxNrOfDPCHs)) OF TDD-DL-Code-InformationItem

TDD-DL-Code-InformationItem ::= SEQUENCE {
    dPCH-ID                    DPCH-ID,
    tdd-ChannelisationCode      TDD-ChannelisationCode,
    iE-Extensions              ProtocolExtensionContainer { { TDD-DL-Code-InformationItem-ExtIEs } } OPTIONAL,
    ...
}

TDD-DL-Code-InformationItem-ExtIEs NBAP-PROTOCOL-EXTENSION ::= {
    ...
}

TDD-DL-Code-LCR-Information ::= SEQUENCE (SIZE (1..maxNrOfDPCHLCRs)) OF TDD-DL-Code-LCR-InformationItem

TDD-DL-Code-LCR-InformationItem ::= SEQUENCE {
    dPCH-ID                    DPCH-ID,
    tdd-ChannelisationCodeLCR  TDD-ChannelisationCodeLCR,
    iE-Extensions              ProtocolExtensionContainer { { TDD-DL-Code-LCR-InformationItem-ExtIEs } } OPTIONAL,
    ...
}

TDD-DL-Code-LCR-InformationItem-ExtIEs NBAP-PROTOCOL-EXTENSION ::= {
    ...
}

TDD-DPCHoffset ::= CHOICE {
    initialOffset      INTEGER (0..255),
    noinitialOffset    INTEGER (0..63)
}

TDD-PhysicalChannelOffset ::= INTEGER (0..63)

TDD-TPC-DownlinkStepSize ::= ENUMERATED {
    step-size1,
    step-size2,
    step-size3,
    ...
}

TransportFormatCombination-Beta ::= CHOICE {
    signalledGainFactors      SEQUENCE {
        gainFactor            CHOICE {
            fdd                SEQUENCE {
                betaC,
            }
        }
    }
}

```



```

        betaD
        iE-Extensions      BetaCD,
        ...                ProtocolExtensionContainer { { GainFactorFDD-ExtIEs } }    OPTIONAL,
    },
    tdd                    BetaCD,
    ...
},
refTFCNumber             RefTFCNumber    OPTIONAL,
iE-Extensions           ProtocolExtensionContainer { { SignalledGainFactors-ExtIEs } }    OPTIONAL,
...
},
computedGainFactors     RefTFCNumber,
...
}

GainFactorFDD-ExtIEs NBAP-PROTOCOL-EXTENSION ::= {
    ...
}

SignalledGainFactors-ExtIEs NBAP-PROTOCOL-EXTENSION ::= {
    ...
}

TDD-UL-Code-Information ::= SEQUENCE (SIZE (1..maxNrOfDPCHs)) OF TDD-UL-Code-InformationItem

TDD-UL-Code-InformationItem ::= SEQUENCE {
    dPCH-ID                DPCH-ID,
    tdd-ChannelisationCode TDD-ChannelisationCode,
    iE-Extensions          ProtocolExtensionContainer { { TDD-UL-Code-InformationItem-ExtIEs } }    OPTIONAL,
    ...
}

TDD-UL-Code-InformationItem-ExtIEs NBAP-PROTOCOL-EXTENSION ::= {
    ...
}

TDD-UL-Code-LCR-Information ::= SEQUENCE (SIZE (1..maxNrOfDPCHLCRs)) OF TDD-UL-Code-LCR-InformationItem

TDD-UL-Code-LCR-InformationItem ::= SEQUENCE {
    dPCH-ID                DPCH-ID,
    tdd-ChannelisationCodeLCR TDD-ChannelisationCodeLCR,
    iE-Extensions          ProtocolExtensionContainer { { TDD-UL-Code-LCR-InformationItem-ExtIEs } }    OPTIONAL,
    ...
}

TDD-UL-Code-LCR-InformationItem-ExtIEs NBAP-PROTOCOL-EXTENSION ::= {
    ...
}

TFCI-Coding ::= ENUMERATED {
    v4,
    v8,
    v16,
    v32,

```

```

}
...
}
TFCI-Presence ::= ENUMERATED {
    present,
    not-present
}

TFCI-SignallingMode ::= SEQUENCE {
    tFCI-SignallingOption      TFCI-SignallingMode-TFCI-SignallingOption,
    splitType                  TFCI-SignallingMode-SplitType              OPTIONAL,
    -- This IE shall be present if the TFCI signalling option is split --
    lengthOfTFCI2              TFCI-SignallingMode-LengthOfTFCI2        OPTIONAL,
    iE-Extensions              ProtocolExtensionContainer { { TFCI-SignallingMode-ExtIEs} } OPTIONAL,
    ...
}

TFCI-SignallingMode-ExtIEs NBAP-PROTOCOL-EXTENSION ::= {
    ...
}

TFCI-SignallingMode-LengthOfTFCI2 ::= INTEGER (1..10)

TFCI-SignallingMode-SplitType ::= ENUMERATED {
    hard,
    logical
}

TFCI-SignallingMode-TFCI-SignallingOption ::= ENUMERATED {
    normal,
    split
}

TFCI2-BearerInformationResponse ::= SEQUENCE {
    bindingID                  BindingID,
    transportLayerAddress      TransportLayerAddress,
    iE-Extensions              ProtocolExtensionContainer { { TFCI2-BearerInformationResponse-ExtIEs} } OPTIONAL,
    ...
}

TFCI2-BearerInformationResponse-ExtIEs NBAP-PROTOCOL-EXTENSION ::= {
    ...
}

TFCI2BearerRequestIndicator ::= ENUMERATED {newBearerRequested}

TGD                          ::= INTEGER (0|15..269)
-- 0 = Undefined, only one transmission gap in the transmission gap pattern sequence

TGPRC                        ::= INTEGER (0..511)
-- 0 = infinity

```

```
TGPSID          ::= INTEGER (1.. maxTGPS)

TGSN            ::= INTEGER (0..14)

TimeSlot ::= INTEGER (0..14)

TimeSlotDirection ::= ENUMERATED {
    ul,
    dl,
    ...
}

TimeSlotLCR ::= INTEGER (0..6)

TimeSlotStatus ::= ENUMERATED {
    active,
    not-active,
    ...
}

TimingAdjustmentValue ::= CHOICE {
    initialPhase      INTEGER (0..255),
    steadyStatePhase  INTEGER (0..1048575)
}

TimingAdvanceApplied ::= ENUMERATED {
    yes,
    no
}
-- For 1.28Mcps TDD TimingAdvanceApplied = No

ToAWE ::= INTEGER (0..2559)
-- Unit ms

ToAWS ::= INTEGER (0..1279)
-- Unit ms

Transmission-Gap-Pattern-Sequence-Information ::= SEQUENCE (SIZE (1..maxTGPS)) OF
SEQUENCE {
    tGPSID      TGPSID,
    tGSN        TGSN,
    tGL1        GapLength,
    tGL2        GapLength  OPTIONAL,
    tGD         TGD,
    tGPL1       GapDuration,
    tGPL2       GapDuration OPTIONAL,
    uL-DL-mode  UL-DL-mode,
    downlink-Compressed-Mode-Method  Downlink-Compressed-Mode-Method  OPTIONAL,
```

```

    -- This IE shall be present if the UL/DL mode IE is set to "DL only" or "UL/DL"
uplink-Compressed-Mode-Method      Uplink-Compressed-Mode-Method      OPTIONAL,
    -- This IE shall be present if the UL/DL mode IE is set to "UL only" or "UL/DL"
dL-FrameType                       DL-FrameType,
delta-SIR1                          DeltaSIR,
delta-SIR-after1                    DeltaSIR,
delta-SIR2                          DeltaSIR      OPTIONAL,
delta-SIR-after2                    DeltaSIR      OPTIONAL,
iE-Extensions                       ProtocolExtensionContainer { {Transmission-Gap-Pattern-Sequence-Information-ExtIEs} } OPTIONAL,
    ...
}

Transmission-Gap-Pattern-Sequence-Information-ExtIEs NBAP-PROTOCOL-EXTENSION ::= {
    ...
}

TransmissionGapPatternSequenceCodeInformation ::= ENUMERATED{
    code-change,
    nocode-change
}

Transmitted-Carrier-Power-Value ::= INTEGER(0..100)
-- According to mapping in [4]/[5]

Transmitted-Code-Power-Value ::= INTEGER (0..127)
-- According to mapping in [4]/[5]

Transmitted-Code-Power-Value-IncrDecrThres ::= INTEGER (0..112,...)

TransmissionDiversityApplied ::= BOOLEAN
-- true: applied, false: not applied

TransmitDiversityIndicator ::= ENUMERATED {
    active,
    inactive
}

TFCS ::= SEQUENCE {
    tFCSvalues
        CHOICE {
            no-Split-in-TFCI          TFCS-TFCSList,
            split-in-TFCI            SEQUENCE {
                transportFormatCombination-DCH    TFCS-DCHList,
                signallingMethod                CHOICE {
                    tFCI-Range                TFCS-MappingOnDSCHList,
                    explicit                    TFCS-DSCHList,
                    ...
                },
            },
    iE-Extensions                       ProtocolExtensionContainer { { Split-in-TFCI-ExtIEs } } OPTIONAL,

```

```

    },
    ...
  },
  iE-Extensions      ProtocolExtensionContainer  { { TFCS-ExtIEs } }      OPTIONAL,
  ...
}

Split-in-TFCI-ExtIEs NBAP-PROTOCOL-EXTENSION ::= {
  ...
}

TFCS-ExtIEs NBAP-PROTOCOL-EXTENSION ::= {
  ...
}

TFCS-TFCSList ::= SEQUENCE (SIZE (1..maxNrOfTFCS)) OF
  SEQUENCE {
    cTFC              TFCS-CTFC,
    tFC-Beta          TransportFormatCombination-Beta      OPTIONAL,
    iE-Extensions     ProtocolExtensionContainer  { { TFCS-TFCSList-ExtIEs } }      OPTIONAL,
    ...
  }

TFCS-TFCSList-ExtIEs NBAP-PROTOCOL-EXTENSION ::= {
  ...
}

TFCS-CTFC ::= CHOICE {
  ctfc2bit           INTEGER (0..3),
  ctfc4bit           INTEGER (0..15),
  ctfc6bit           INTEGER (0..63),
  ctfc8bit           INTEGER (0..255),
  ctfc12bit          INTEGER (0..4095),
  ctfc16bit          INTEGER (0..65535),
  ctfcmaxbit         INTEGER (0..maxCTFC)
}

TFCS-DCHList ::= SEQUENCE (SIZE (1..maxNrOfTFCI1Combs)) OF
  SEQUENCE {
    cTFC              TFCS-CTFC,
    iE-Extensions     ProtocolExtensionContainer  { { TFCS-DCHList-ExtIEs } }      OPTIONAL,
    ...
  }

TFCS-DCHList-ExtIEs NBAP-PROTOCOL-EXTENSION ::= {
  ...
}

TFCS-MappingOnDSCHList ::= SEQUENCE (SIZE (1..maxNrOfTFCIGroups)) OF
  SEQUENCE {
    maxTFCI-field2-Value  TFCS-MaxTFCI-field2-Value,
    cTFC-DSCH             TFCS-CTFC,
    iE-Extensions         ProtocolExtensionContainer  { { TFCS-MappingOnDSCHList-ExtIEs } }      OPTIONAL,

```

```

}
...
}
TFCS-MappingOnDSCHList-ExtIEs NBAP-PROTOCOL-EXTENSION ::= {
...
}
TFCS-MaxTFCI-field2-Value ::= INTEGER (1..maxNrOfTFCI2Combs-1)
TFCS-DSCHList ::= SEQUENCE (SIZE (1..maxNrOfTFCI2Combs)) OF
SEQUENCE {
cTFC-DSCH          TFCS-CTFC,
iE-Extensions      ProtocolExtensionContainer { { TFCS-DSCHList-ExtIEs } }    OPTIONAL,
...
}
TFCS-DSCHList-ExtIEs NBAP-PROTOCOL-EXTENSION ::= {
...
}
TransportBearerRequestIndicator ::= ENUMERATED {
bearerRequested,
bearerNotRequested,
...
}
TransportFormatSet ::= SEQUENCE {
dynamicParts      TransportFormatSet-DynamicPartList,
semi-staticPart   TransportFormatSet-Semi-staticPart,
iE-Extensions     ProtocolExtensionContainer { { TransportFormatSet-ExtIEs } }    OPTIONAL,
...
}
TransportFormatSet-ExtIEs NBAP-PROTOCOL-EXTENSION ::= {
...
}
TransportFormatSet-DynamicPartList ::= SEQUENCE (SIZE (1..maxNrOfTFs)) OF
SEQUENCE {
nrOfTransportBlocks      TransportFormatSet-NrOfTransportBlocks,
transportBlockSize       TransportFormatSet-TransportBlockSize    OPTIONAL,
-- This IE shall be present if the Number of Transport Blocks IE is set to a value greater than 0
mode                     TransportFormatSet-ModeDP,
iE-Extensions           ProtocolExtensionContainer { { TransportFormatSet-DynamicPartList-ExtIEs } }    OPTIONAL,
...
}
TransportFormatSet-DynamicPartList-ExtIEs NBAP-PROTOCOL-EXTENSION ::= {
...
}
TDD-TransportFormatSet-ModeDP ::= SEQUENCE {
transmissionTimeIntervalInformation      TransmissionTimeIntervalInformation    OPTIONAL,
-- This IE shall be present if the Transmission Time Interval IE in the Semi-static Transport Format Information IE is set to "dynamic"

```

```

    iE-Extensions          ProtocolExtensionContainer { {TDD-TransportFormatSet-ModeDP-ExtIEs} } OPTIONAL,
    ...
}

TDD-TransportFormatSet-ModeDP-ExtIEs NBAP-PROTOCOL-EXTENSION ::= {
    ...
}

TransmissionTimeIntervalInformation ::= SEQUENCE (SIZE (1..maxTTI-count)) OF
SEQUENCE {
    transmissionTimeInterval      TransportFormatSet-TransmissionTimeIntervalDynamic,
    iE-Extensions                ProtocolExtensionContainer { { TransmissionTimeIntervalInformation-ExtIEs} } OPTIONAL,
    ...
}

TransmissionTimeIntervalInformation-ExtIEs NBAP-PROTOCOL-EXTENSION ::= {
    ...
}

TransportFormatSet-Semi-staticPart ::= SEQUENCE {
    transmissionTimeInterval      TransportFormatSet-TransmissionTimeIntervalSemiStatic,
    channelCoding                TransportFormatSet-ChannelCodingType,
    codingRate                   TransportFormatSet-CodingRate OPTIONAL,
    -- This IE shall be present if the Type of channel coding IE is set to 'convolutional' or 'turbo'
    rateMatchingAttribute        TransportFormatSet-RateMatchingAttribute,
    CRC-Size                    TransportFormatSet-CRC-Size,
    mode                         TransportFormatSet-ModeSSP ,
    iE-Extensions                ProtocolExtensionContainer { { TransportFormatSet-Semi-staticPart-ExtIEs} } OPTIONAL,
    ...
}

TransportFormatSet-Semi-staticPart-ExtIEs NBAP-PROTOCOL-EXTENSION ::= {
    ...
}

TransportFormatSet-ChannelCodingType ::= ENUMERATED {
    no-codingTDD,
    convolutional-coding,
    turbo-coding,
    ...
}

TransportFormatSet-CodingRate ::= ENUMERATED {
    half,
    third,
    ...
}

TransportFormatSet-CRC-Size ::= ENUMERATED {
    v0,
    v8,
    v12,
    v16,
    v24,

```

```
    ...
}

TransportFormatSet-ModeDP ::= CHOICE {
    tdd                TDD-TransportFormatSet-ModeDP,
    notApplicable      NULL,
    ...
}

TransportFormatSet-ModeSSP ::= CHOICE {
    tdd                TransportFormatSet-SecondInterleavingMode,
    notApplicable      NULL,
    ...
}

TransportFormatSet-NrOfTransportBlocks ::= INTEGER (0..512)

TransportFormatSet-RateMatchingAttribute ::= INTEGER (1..maxRateMatching)

TransportFormatSet-SecondInterleavingMode ::= ENUMERATED {
    frame-related,
    timeSlot-related,
    ...
}

TransportFormatSet-TransmissionTimeIntervalDynamic ::= ENUMERATED {
    msec-10,
    msec-20,
    msec-40,
    msec-80,
    ...
}

TransportFormatSet-TransmissionTimeIntervalSemiStatic ::= ENUMERATED {
    msec-10,
    msec-20,
    msec-40,
    msec-80,
    dynamic,
    ...,
    msec-5
}

TransportFormatSet-TransportBlockSize ::= INTEGER (0..5000)

TransportLayerAddress ::= BIT STRING (SIZE (1..160, ...))

TSTD-Indicator ::= ENUMERATED {
    active,
    inactive
}

TUTRANGPS ::= SEQUENCE {
    ms-part    INTEGER (0..16383),
```



```

    ls-part      INTEGER (0..4294967295)
  }

TUTRANGPSChangeLimit ::= INTEGER (1..256)
-- Unit chip, Step 1/16 chip, Range 1/16..16 chip

TUTRANGPSDriftRate ::= INTEGER (-50..50)
-- Unit chip/s, Step 1/256 chip/s, Range -50/256..+50/256 chip/s

TUTRANGPSDriftRateQuality ::= INTEGER (0..50)
-- Unit chip/s, Step 1/256 chip/s, Range 0..50/256 chip/s

TUTRANGPSAccuracyClass ::= ENUMERATED {
    accuracy-class-A,
    accuracy-class-B,
    accuracy-class-C,
    ...
}

TUTRANGPSMeasurementThresholdInformation ::= SEQUENCE {
    tUTRANGPSChangeLimit          TUTRANGPSChangeLimit          OPTIONAL,
    predictedTUTRANGPSDeviationLimit PredictedTUTRANGPSDeviationLimit OPTIONAL,
    iE-Extensions                 ProtocolExtensionContainer { { TUTRANGPSMeasurementThresholdInformation-ExtIEs} } OPTIONAL,
    ...
}

TUTRANGPSMeasurementThresholdInformation-ExtIEs NBAP-PROTOCOL-EXTENSION ::= {
    ...
}

TUTRANGPSMeasurementValueInformation ::= SEQUENCE {
    tUTRANGPS                    TUTRANGPS,
    tUTRANGPSQuality              TUTRANGPSQuality,
    tUTRANGPSDriftRate            TUTRANGPSDriftRate,
    tUTRANGPSDriftRateQuality     TUTRANGPSDriftRateQuality,
    iE-Extensions                ProtocolExtensionContainer { {TUTRANGPSMeasurementValueInformationItem-ExtIEs} } OPTIONAL,
    ...
}

TUTRANGPSMeasurementValueInformationItem-ExtIEs NBAP-PROTOCOL-EXTENSION ::= {
    ...
}

TUTRANGPSQuality ::= INTEGER (0..255)
-- Unit chip, Step 1/16 chip, Range 0.. 255/16 chip

TypeOfError ::= ENUMERATED {
    not-understood,
    missing,
    ...
}

```

```

-- =====
-- U
-- =====

UARFCN ::= INTEGER (0..16383, ...)
-- corresponds to 1885.2MHz .. 2024.8MHz

UC-Id ::= SEQUENCE {
    rNC-ID          RNC-ID,
    c-ID            C-ID,
    iE-Extensions  ProtocolExtensionContainer { {UC-Id-ExtIEs} } OPTIONAL,
    ...
}
UC-Id-ExtIEs NBAP-PROTOCOL-EXTENSION ::= {
    ...
}

UDRE ::= ENUMERATED {
    udre-minusequal-one-m,
    udre-betweenoneandfour-m,
    udre-betweenfourandeight-m,
    udre-greaterequaleight-m
}

UE-Capability-InformationFDD ::= SEQUENCE {
    hSDSCH-TrCH-Bits-Per-HSDSCH-TTI      ENUMERATED {v7300, v14600, v20456, v28800,...},
    hSDSCH-Multi-Code-Capability         ENUMERATED {v5, v10, v15,...},
    min-Inter-TTI-Interval               INTEGER (1..3,...),
    mAChs-Reordering-Buffer-Size         INTEGER (1..300,...),
    iE-Extensions                        ProtocolExtensionContainer { { UE-Capability-InformationFDD-ExtIEs } } OPTIONAL,
    ...
}
UE-Capability-InformationFDD-ExtIEs NBAP-PROTOCOL-EXTENSION ::= {
    ...
}

UE-Capability-InformationTDD ::= SEQUENCE {
    hsDSCHTrCHBitsPerTTI                 ENUMERATED { v7040, v10228, v14080, ... },
    hSDSCH-Multi-Code-Capability         ENUMERATED {v8, v12, v16,...},
    mAChs-Reordering-Buffer-Size         INTEGER (1..300,...),
    iE-Extensions                        ProtocolExtensionContainer { { UE-Capability-InformationTDD-ExtIEs } } OPTIONAL,
    ...
}
UE-Capability-InformationTDD-ExtIEs NBAP-PROTOCOL-EXTENSION ::= {
    ...
}

UL-CapacityCredit ::= INTEGER (0..65535)

UL-DL-mode ::= ENUMERATED {
    ul-only,

```

```

    dl-only,
    both-ul-and-dl
}

Uplink-Compressed-Mode-Method ::= ENUMERATED {
    sFdiv2,
    higher-layer-scheduling,
    ...
}

UL-Timeslot-Information ::= SEQUENCE (SIZE (1..maxNrOfULTSs)) OF UL-Timeslot-InformationItem

UL-Timeslot-InformationItem ::= SEQUENCE {
    timeSlot                TimeSlot,
    midambleShiftAndBurstType MidambleShiftAndBurstType,
    tFCI-Presence           TFCI-Presence,
    uL-Code-InformationList TDD-UL-Code-Information,
    iE-Extensions           ProtocolExtensionContainer { { UL-Timeslot-InformationItem-ExtIEs} } OPTIONAL,
    ...
}

UL-Timeslot-InformationItem-ExtIEs NBAP-PROTOCOL-EXTENSION ::= {
    ...
}

UL-TimeslotLCR-Information ::= SEQUENCE (SIZE (1..maxNrOfULTSLCRs)) OF UL-TimeslotLCR-InformationItem

UL-TimeslotLCR-InformationItem ::= SEQUENCE {
    timeSlotLCR                TimeSlotLCR,
    midambleShiftLCR           MidambleShiftLCR,
    tFCI-Presence              TFCI-Presence,
    uL-Code-InformationList     TDD-UL-Code-LCR-Information,
    iE-Extensions              ProtocolExtensionContainer { { UL-TimeslotLCR-InformationItem-ExtIEs} } OPTIONAL,
    ...
}

UL-TimeslotLCR-InformationItem-ExtIEs NBAP-PROTOCOL-EXTENSION ::= {
    ...
}

UL-DPCCH-SlotFormat ::= INTEGER (0..5,...)

UL-SIR ::= INTEGER (-82..173)
-- According to mapping in [16]

UL-FP-Mode ::= ENUMERATED {
    normal,
    silent,
    ...
}

UL-PhysCH-SF-Variation ::= ENUMERATED {

```

```

    sf-variation-supported,
    sf-variation-not-supported
}

UL-ScramblingCode ::= SEQUENCE {
    uL-ScramblingCodeNumber      UL-ScramblingCodeNumber,
    uL-ScramblingCodeLength      UL-ScramblingCodeLength,
    iE-Extensions                ProtocolExtensionContainer { { UL-ScramblingCode-ExtIEs } }
    ...
}

UL-ScramblingCode-ExtIEs NBAP-PROTOCOL-EXTENSION ::= {
    ...
}

UL-ScramblingCodeNumber ::= INTEGER (0..16777215)

UL-ScramblingCodeLength ::= ENUMERATED {
    short,
    long
}

UL-TimeSlot-ISCP-Info ::= SEQUENCE (SIZE (1..maxNrOfULTSs)) OF UL-TimeSlot-ISCP-InfoItem

UL-TimeSlot-ISCP-InfoItem ::= SEQUENCE {
    timeSlot                    TimeSlot,
    iSCP                        UL-TimeslotISCP-Value,
    iE-Extensions                ProtocolExtensionContainer { { UL-TimeSlot-ISCP-InfoItem-ExtIEs } }
    ...
}

UL-TimeSlot-ISCP-InfoItem-ExtIEs NBAP-PROTOCOL-EXTENSION ::= {
    ...
}

UL-TimeSlot-ISCP-LCR-Info ::= SEQUENCE (SIZE (1..maxNrOfULTSLCRs)) OF UL-TimeSlot-ISCP-LCR-InfoItem

UL-TimeSlot-ISCP-LCR-InfoItem ::= SEQUENCE {
    timeSlotLCR                TimeSlotLCR,
    iSCP                        UL-TimeslotISCP-Value,
    iE-Extensions                ProtocolExtensionContainer { { UL-TimeSlot-ISCP-LCR-InfoItem-ExtIEs } }
    ...
}

UL-TimeSlot-ISCP-LCR-InfoItem-ExtIEs NBAP-PROTOCOL-EXTENSION ::= {
    ...
}

USCH-Information ::= SEQUENCE (SIZE (1..maxNrOfUSCHs)) OF USCH-InformationItem

USCH-InformationItem ::= SEQUENCE {
    uSCH-ID                    USCH-ID,
    cCTrCH-ID                  CCTrCH-ID,
    transportFormatSet          TransportFormatSet,
}

```

```

    allocationRetentionPriority      AllocationRetentionPriority,
    iE-Extensions                    ProtocolExtensionContainer { { USCH-InformationItem-ExtIEs } }      OPTIONAL,
    ...
}

USCH-InformationItem-ExtIEs NBAP-PROTOCOL-EXTENSION ::= {
    { ID id-bindingID                CRITICALITY ignore      EXTENSION BindingID      PRESENCE optional } |
    { ID id-transportlayeraddress    CRITICALITY ignore      EXTENSION TransportLayerAddress PRESENCE optional },
    ...
}

USCH-InformationResponse ::= SEQUENCE (SIZE (1..maxNrOfUSCHs)) OF USCH-InformationResponseItem

USCH-InformationResponseItem ::= SEQUENCE {
    uSCH-ID                          USCH-ID,
    bindingID                         BindingID          OPTIONAL,
    transportLayerAddress             TransportLayerAddress OPTIONAL,
    iE-Extensions                    ProtocolExtensionContainer { { USCH-InformationResponseItem-ExtIEs } }      OPTIONAL,
    ...
}

USCH-InformationResponseItem-ExtIEs NBAP-PROTOCOL-EXTENSION ::= {
    ...
}

UL-TimeslotISCP-Value ::= INTEGER (0..127)
-- According to mapping in [23]

UL-TimeslotISCP-Value-IncrDecrThres ::= INTEGER (0..126)

USCH-ID ::= INTEGER (0..255)

-- =====
-- V
-- =====

-- =====
-- W
-- =====

-- =====
-- X
-- =====

-- =====
-- Y
-- =====

-- =====
-- Z
-- =====

END

```

9.3.5 Common Definitions

```

-- *****
--
-- Common definitions
--
-- *****

NBAP-CommonDataTypes {
itu-t (0) identified-organization (4) etsi (0) mobileDomain (0)
umts-Access (20) modules (3) nbap (2) version1 (1) nbap-CommonDataTypes (3) }

DEFINITIONS AUTOMATIC TAGS ::=

BEGIN

-- *****
--
-- Extension constants
--
-- *****

maxPrivateIEs          INTEGER ::= 65535
maxProtocolExtensions  INTEGER ::= 65535
maxProtocolIEs         INTEGER ::= 65535

-- *****
--
-- Common Data Types
--
-- *****

Criticality      ::= ENUMERATED { reject, ignore, notify }

MessageDiscriminator ::= ENUMERATED { common, dedicated }

Presence        ::= ENUMERATED { optional, conditional, mandatory }

PrivateIE-ID    ::= CHOICE {
    local          INTEGER (0..maxPrivateIEs),
    global         OBJECT IDENTIFIER
}

ProcedureCode   ::= INTEGER (0..255)

ProcedureID     ::= SEQUENCE {
    procedureCode  ProcedureCode,
    ddMode        ENUMERATED { tdd, fdd, common, ... }
}

ProtocolIE-ID   ::= INTEGER (0..maxProtocolIEs)

TransactionID   ::= CHOICE {

```

```

    shortTransActionId    INTEGER (0..127),
    longTransActionId     INTEGER (0..32767)
}

TriggeringMessage ::= ENUMERATED { initiating-message, successful-outcome, unsuccessful-outcome, outcome }

END

```

9.3.6 Constant Definitions

```

-- *****
--
-- Constant definitions
--
-- *****

NBAP-Constants {
itu-t (0) identified-organization (4) etsi (0) mobileDomain (0)
umts-Access (20) modules (3) nbap (2) version1 (1) nbap-Constants (4)}

DEFINITIONS AUTOMATIC TAGS ::=

BEGIN

IMPORTS
    ProcedureCode,
    ProtocolIE-ID
FROM NBAP-CommonDataTypes;

-- *****
--
-- Elementary Procedures
--
-- *****

id-audit                ProcedureCode ::= 0
id-auditRequired        ProcedureCode ::= 1
id-blockResource        ProcedureCode ::= 2
id-cellDeletion         ProcedureCode ::= 3
id-cellReconfiguration  ProcedureCode ::= 4
id-cellSetup            ProcedureCode ::= 5
id-cellSynchronisationInitiation ProcedureCode ::= 45
id-cellSynchronisationReconfiguration ProcedureCode ::= 46
id-cellSynchronisationReporting ProcedureCode ::= 47
id-cellSynchronisationTermination ProcedureCode ::= 48
id-cellSynchronisationFailure ProcedureCode ::= 49
id-commonMeasurementFailure ProcedureCode ::= 6
id-commonMeasurementInitiation ProcedureCode ::= 7
id-commonMeasurementReport ProcedureCode ::= 8
id-commonMeasurementTermination ProcedureCode ::= 9
id-commonTransportChannelDelete ProcedureCode ::= 10
id-commonTransportChannelReconfigure ProcedureCode ::= 11
id-commonTransportChannelSetup ProcedureCode ::= 12

```

id-compressedModeCommand	ProcedureCode ::= 14
id-dedicatedMeasurementFailure	ProcedureCode ::= 16
id-dedicatedMeasurementInitiation	ProcedureCode ::= 17
id-dedicatedMeasurementReport	ProcedureCode ::= 18
id-dedicatedMeasurementTermination	ProcedureCode ::= 19
id-downlinkPowerControl	ProcedureCode ::= 20
id-downlinkPowerTimeslotControl	ProcedureCode ::= 38
id-errorIndicationForCommon	ProcedureCode ::= 35
id-errorIndicationForDedicated	ProcedureCode ::= 21
id-informationExchangeFailure	ProcedureCode ::= 40
id-informationExchangeInitiation	ProcedureCode ::= 41
id-informationExchangeTermination	ProcedureCode ::= 42
id-informationReporting	ProcedureCode ::= 43
id-BearerRearrangement	ProcedureCode ::= 50
id-physicalSharedChannelReconfiguration	ProcedureCode ::= 37
id-privateMessageForCommon	ProcedureCode ::= 36
id-privateMessageForDedicated	ProcedureCode ::= 22
id-radioLinkAddition	ProcedureCode ::= 23
id-radioLinkDeletion	ProcedureCode ::= 24
id-radioLinkFailure	ProcedureCode ::= 25
id-radioLinkPreemption	ProcedureCode ::= 39
id-radioLinkRestoration	ProcedureCode ::= 26
id-radioLinkSetup	ProcedureCode ::= 27
id-reset	ProcedureCode ::= 13
id-resourceStatusIndication	ProcedureCode ::= 28
id-cellSynchronisationAdjustment	ProcedureCode ::= 44
id-synchronisedRadioLinkReconfigurationCancellation	ProcedureCode ::= 29
id-synchronisedRadioLinkReconfigurationCommit	ProcedureCode ::= 30
id-synchronisedRadioLinkReconfigurationPreparation	ProcedureCode ::= 31
id-systemInformationUpdate	ProcedureCode ::= 32
id-unblockResource	ProcedureCode ::= 33
id-unSynchronisedRadioLinkReconfiguration	ProcedureCode ::= 34
id-radioLinkActivation	ProcedureCode ::= 51

```
-- *****
--
-- Lists
--
-- *****
```

maxNrOfCodes	INTEGER ::= 10
maxNrOfDLTSs	INTEGER ::= 15
maxNrOfDLTSLCRs	INTEGER ::= 6
maxNrOfErrors	INTEGER ::= 256
maxNrOfTFs	INTEGER ::= 32
maxNrOfTFCs	INTEGER ::= 1024
maxNrOfRLs	INTEGER ::= 16
maxNrOfRLs-1	INTEGER ::= 15 -- maxNrOfRLs - 1
maxNrOfRLs-2	INTEGER ::= 14 -- maxNrOfRLs - 2
maxNrOfRLSets	INTEGER ::= maxNrOfRLs
maxNrOfDPCHs	INTEGER ::= 240
maxNrOfDPCHLCRs	INTEGER ::= 240
maxNrOfSCCPCHs	INTEGER ::= 8
maxNrOfCPCHs	INTEGER ::= 16

maxNrOfPCPCHs	INTEGER ::= 64
maxNrOfDCHs	INTEGER ::= 128
maxNrOfDSCHs	INTEGER ::= 32
maxNrOfFACHs	INTEGER ::= 8
maxNrOfCCTrCHs	INTEGER ::= 16
maxNrOfPDSCHs	INTEGER ::= 256
maxNrOfPUSCHs	INTEGER ::= 256
maxNrOfPDSCHSets	INTEGER ::= 256
maxNrOfPRACHLCRs	INTEGER ::= 8
maxNrOfPUSCHSets	INTEGER ::= 256
maxNrOfSCCPCHLCRs	INTEGER ::= 8
maxNrOfULTSs	INTEGER ::= 15
maxNrOfULTSLCRs	INTEGER ::= 6
maxNrOfUSCHs	INTEGER ::= 32
maxAPSigNum	INTEGER ::= 16
maxNrOfSlotFormatsPRACH	INTEGER ::= 8
maxCellinNodeB	INTEGER ::= 256
maxCCPinNodeB	INTEGER ::= 256
maxCPCHCell	INTEGER ::= maxNrOfCPCHs
maxCTFC	INTEGER ::= 16777215
maxLocalCellinNodeB	INTEGER ::= maxCellinNodeB
maxNoofLen	INTEGER ::= 7
maxFPACHCell	INTEGER ::= 8
maxRACHCell	INTEGER ::= maxPRACHCell
maxPRACHCell	INTEGER ::= 16
maxPCPCHCell	INTEGER ::= 64
maxSCCPCHCell	INTEGER ::= 32
maxSCPICHCell	INTEGER ::= 32
maxTTI-count	INTEGER ::= 4
maxIBSEG	INTEGER ::= 16
maxIB	INTEGER ::= 64
maxFACHCell	INTEGER ::= 256 -- maxNrOfFACHs * maxSCCPCHCell
maxRateMatching	INTEGER ::= 256
maxCodeNrComp-1	INTEGER ::= 256
maxNrOfCellSyncBursts	INTEGER ::= 10
maxNrOfCodeGroups	INTEGER ::= 256
maxNrOfReceptsPerSyncFrame	INTEGER ::= 16
maxNrOfMeasNCell	INTEGER ::= 96
maxNrOfMeasNCell-1	INTEGER ::= 95 -- maxNrOfMeasNCell - 1
maxNrOfTFClGroups	INTEGER ::= 256
maxNrOfTFCl1Combs	INTEGER ::= 512
maxNrOfTFCl2Combs	INTEGER ::= 1024
maxNrOfTFCl2Combs-1	INTEGER ::= 1023
maxNrOfSF	INTEGER ::= 8
maxTGPS	INTEGER ::= 6
maxCommunicationContext	INTEGER ::= 1048575
maxNrOfLevels	INTEGER ::= 256
maxNoSat	INTEGER ::= 16
maxNoGPSItems	INTEGER ::= 8
maxNrOfHSSCCHs	INTEGER ::= 32
maxNoOfSyncFramesLCR	INTEGER ::= 512
maxNrofReceptionsperSyncFrameLCR	INTEGER ::= 8
maxNrOfHSSCCHCodes	INTEGER ::= 128
maxNrOfMACdFlows	INTEGER ::= 8

```

maxNrOfMACdFlows-1          INTEGER ::= 7  -- maxNrOfMACdFlows - 1
maxNrOfMACdPDUIndexes       INTEGER ::= 8
maxNrOfMACdPDUIndexes-1     INTEGER ::= 7  -- maxNoOfMACdPDUIndexes - 1
maxNrOfPriorityQueues        INTEGER ::= 8
maxNrOfPriorityQueues-1     INTEGER ::= 7  -- maxNoOfPriorityQueues - 1
maxNrOfHARQProcesses        INTEGER ::= 8

-- *****
--
-- IEs
--
-- *****

id-AICH-Information          ProtocolIE-ID ::= 0
id-AICH-InformationItem-ResourceStatusInd ProtocolIE-ID ::= 1
id-BCH-Information          ProtocolIE-ID ::= 7
id-BCH-InformationItem-ResourceStatusInd ProtocolIE-ID ::= 8
id-BCCH-ModificationTime    ProtocolIE-ID ::= 9
id-BlockingPriorityIndicator ProtocolIE-ID ::= 10
id-Cause                    ProtocolIE-ID ::= 13
id-CCP-InformationItem-AuditRsp ProtocolIE-ID ::= 14
id-CCP-InformationList-AuditRsp ProtocolIE-ID ::= 15
id-CCP-InformationItem-ResourceStatusInd ProtocolIE-ID ::= 16
id-Cell-InformationItem-AuditRsp ProtocolIE-ID ::= 17
id-Cell-InformationItem-ResourceStatusInd ProtocolIE-ID ::= 18
id-Cell-InformationList-AuditRsp ProtocolIE-ID ::= 19
id-CellParameterID         ProtocolIE-ID ::= 23
id-CFN                      ProtocolIE-ID ::= 24
id-C-ID                     ProtocolIE-ID ::= 25
id-CommonMeasurementAccuracy ProtocolIE-ID ::= 39
id-CommonMeasurementObjectType-CM-Rprt ProtocolIE-ID ::= 31
id-CommonMeasurementObjectType-CM-Rqst ProtocolIE-ID ::= 32
id-CommonMeasurementObjectType-CM-Rsp ProtocolIE-ID ::= 33
id-CommonMeasurementType    ProtocolIE-ID ::= 34
id-CommonPhysicalChannelID  ProtocolIE-ID ::= 35
id-CommonPhysicalChannelType-CTCH-SetupRqstFDD ProtocolIE-ID ::= 36
id-CommonPhysicalChannelType-CTCH-SetupRqstTDD ProtocolIE-ID ::= 37
id-CommunicationControlPortID ProtocolIE-ID ::= 40
id-ConfigurationGenerationID ProtocolIE-ID ::= 43
id-CRNC-CommunicationContextID ProtocolIE-ID ::= 44
id-CriticalityDiagnostics   ProtocolIE-ID ::= 45
id-DCHs-to-Add-FDD         ProtocolIE-ID ::= 48
id-DCH-AddList-RL-ReconfPrepTDD ProtocolIE-ID ::= 49
id-DCHs-to-Add-TDD         ProtocolIE-ID ::= 50
id-DCH-DeleteList-RL-ReconfPrepFDD ProtocolIE-ID ::= 52
id-DCH-DeleteList-RL-ReconfPrepTDD ProtocolIE-ID ::= 53
id-DCH-DeleteList-RL-ReconfRqstFDD ProtocolIE-ID ::= 54
id-DCH-DeleteList-RL-ReconfRqstTDD ProtocolIE-ID ::= 55
id-DCH-FDD-Information      ProtocolIE-ID ::= 56
id-DCH-TDD-Information      ProtocolIE-ID ::= 57
id-DCH-InformationResponse ProtocolIE-ID ::= 59
id-FDD-DCHs-to-Modify       ProtocolIE-ID ::= 62
id-TDD-DCHs-to-Modify       ProtocolIE-ID ::= 63
id-DCH-ModifyList-RL-ReconfRqstTDD ProtocolIE-ID ::= 65

```

id-DCH-RearrangeList-Bearer-RearrangeInd	ProtocolIE-ID ::= 135
id-DedicatedMeasurementObjectType-DM-Rprt	ProtocolIE-ID ::= 67
id-DedicatedMeasurementObjectType-DM-Rqst	ProtocolIE-ID ::= 68
id-DedicatedMeasurementObjectType-DM-Rsp	ProtocolIE-ID ::= 69
id-DedicatedMeasurementType	ProtocolIE-ID ::= 70
id-DL-CCTrCH-InformationItem-RL-SetupRqstTDD	ProtocolIE-ID ::= 72
id-DL-CCTrCH-InformationList-RL-AdditionRqstTDD	ProtocolIE-ID ::= 73
id-DL-CCTrCH-InformationList-RL-SetupRqstTDD	ProtocolIE-ID ::= 76
id-DL-DPCH-InformationItem-RL-AdditionRqstTDD	ProtocolIE-ID ::= 77
id-DL-DPCH-InformationList-RL-SetupRqstTDD	ProtocolIE-ID ::= 79
id-DL-DPCH-Information-RL-ReconfPrepFDD	ProtocolIE-ID ::= 81
id-DL-DPCH-Information-RL-ReconfRqstFDD	ProtocolIE-ID ::= 82
id-DL-DPCH-Information-RL-SetupRqstFDD	ProtocolIE-ID ::= 83
id-DL-DPCH-TimingAdjustment	ProtocolIE-ID ::= 21
id-DL-ReferencePowerInformationItem-DL-PC-Rqst	ProtocolIE-ID ::= 84
id-DLReferencePower	ProtocolIE-ID ::= 85
id-DLReferencePowerList-DL-PC-Rqst	ProtocolIE-ID ::= 86
id-DSCH-AddItem-RL-ReconfPrepFDD	ProtocolIE-ID ::= 87
id-DSCHs-to-Add-FDD	ProtocolIE-ID ::= 89
id-DSCH-DeleteItem-RL-ReconfPrepFDD	ProtocolIE-ID ::= 91
id-DSCH-DeleteList-RL-ReconfPrepFDD	ProtocolIE-ID ::= 93
id-DSCHs-to-Add-TDD	ProtocolIE-ID ::= 96
id-DSCH-Information-DeleteList-RL-ReconfPrepTDD	ProtocolIE-ID ::= 98
id-DSCH-Information-ModifyList-RL-ReconfPrepTDD	ProtocolIE-ID ::= 100
id-DSCH-InformationResponse	ProtocolIE-ID ::= 105
id-DSCH-FDD-Information	ProtocolIE-ID ::= 106
id-DSCH-TDD-Information	ProtocolIE-ID ::= 107
id-DSCH-ModifyItem-RL-ReconfPrepFDD	ProtocolIE-ID ::= 108
id-DSCH-ModifyList-RL-ReconfPrepFDD	ProtocolIE-ID ::= 112
id-DSCH-RearrangeList-Bearer-RearrangeInd	ProtocolIE-ID ::= 136
id-End-Of-Audit-Sequence-Indicator	ProtocolIE-ID ::= 113
id-FACH-Information	ProtocolIE-ID ::= 116
id-FACH-InformationItem-ResourceStatusInd	ProtocolIE-ID ::= 117
id-FACH-ParametersList-CTCH-ReconfRqstTDD	ProtocolIE-ID ::= 120
id-FACH-ParametersListIE-CTCH-SetupRqstFDD	ProtocolIE-ID ::= 121
id-FACH-ParametersListIE-CTCH-SetupRqstTDD	ProtocolIE-ID ::= 122
id-IndicationType-ResourceStatusInd	ProtocolIE-ID ::= 123
id-Local-Cell-ID	ProtocolIE-ID ::= 124
id-Local-Cell-Group-InformationItem-AuditRsp	ProtocolIE-ID ::= 2
id-Local-Cell-Group-InformationItem-ResourceStatusInd	ProtocolIE-ID ::= 3
id-Local-Cell-Group-InformationItem2-ResourceStatusInd	ProtocolIE-ID ::= 4
id-Local-Cell-Group-InformationList-AuditRsp	ProtocolIE-ID ::= 5
id-Local-Cell-InformationItem-AuditRsp	ProtocolIE-ID ::= 125
id-Local-Cell-InformationItem-ResourceStatusInd	ProtocolIE-ID ::= 126
id-Local-Cell-InformationItem2-ResourceStatusInd	ProtocolIE-ID ::= 127
id-Local-Cell-InformationList-AuditRsp	ProtocolIE-ID ::= 128
id-AdjustmentPeriod	ProtocolIE-ID ::= 129
id-MaxAdjustmentStep	ProtocolIE-ID ::= 130
id-MaximumTransmissionPower	ProtocolIE-ID ::= 131
id-MeasurementFilterCoefficient	ProtocolIE-ID ::= 132
id-MeasurementID	ProtocolIE-ID ::= 133
id-MessageStructure	ProtocolIE-ID ::= 115
id-MIB-SB-SIB-InformationList-SystemInfoUpdateRqst	ProtocolIE-ID ::= 134
id-NodeB-CommunicationContextID	ProtocolIE-ID ::= 143

id-NeighbouringCellMeasurementInformation	ProtocolIE-ID ::= 455
id-P-CCPCH-Information	ProtocolIE-ID ::= 144
id-P-CCPCH-InformationItem-ResourceStatusInd	ProtocolIE-ID ::= 145
id-P-CPICH-Information	ProtocolIE-ID ::= 146
id-P-CPICH-InformationItem-ResourceStatusInd	ProtocolIE-ID ::= 147
id-P-SCH-Information	ProtocolIE-ID ::= 148
id-PCCPCH-Information-Cell-ReconfRqstTDD	ProtocolIE-ID ::= 150
id-PCCPCH-Information-Cell-SetupRqstTDD	ProtocolIE-ID ::= 151
id-PCH-Parameters-CTCH-ReconfRqstTDD	ProtocolIE-ID ::= 155
id-PCH-ParametersItem-CTCH-SetupRqstFDD	ProtocolIE-ID ::= 156
id-PCH-ParametersItem-CTCH-SetupRqstTDD	ProtocolIE-ID ::= 157
id-PCH-Information	ProtocolIE-ID ::= 158
id-PDSCH-Information-AddListIE-PSCH-ReconfRqst	ProtocolIE-ID ::= 161
id-PDSCH-Information-ModifyListIE-PSCH-ReconfRqst	ProtocolIE-ID ::= 162
id-PDSCHSets-AddList-PSCH-ReconfRqst	ProtocolIE-ID ::= 163
id-PDSCHSets-DeleteList-PSCH-ReconfRqst	ProtocolIE-ID ::= 164
id-PDSCHSets-ModifyList-PSCH-ReconfRqst	ProtocolIE-ID ::= 165
id-PICH-Information	ProtocolIE-ID ::= 166
id-PICH-Parameters-CTCH-ReconfRqstTDD	ProtocolIE-ID ::= 168
id-PowerAdjustmentType	ProtocolIE-ID ::= 169
id-PRACH-Information	ProtocolIE-ID ::= 170
id-PrimaryCCPCH-Information-Cell-ReconfRqstFDD	ProtocolIE-ID ::= 175
id-PrimaryCCPCH-Information-Cell-SetupRqstFDD	ProtocolIE-ID ::= 176
id-PrimaryCPICH-Information-Cell-ReconfRqstFDD	ProtocolIE-ID ::= 177
id-PrimaryCPICH-Information-Cell-SetupRqstFDD	ProtocolIE-ID ::= 178
id-PrimarySCH-Information-Cell-ReconfRqstFDD	ProtocolIE-ID ::= 179
id-PrimarySCH-Information-Cell-SetupRqstFDD	ProtocolIE-ID ::= 180
id-PrimaryScramblingCode	ProtocolIE-ID ::= 181
id-SCH-Information-Cell-ReconfRqstTDD	ProtocolIE-ID ::= 183
id-SCH-Information-Cell-SetupRqstTDD	ProtocolIE-ID ::= 184
id-PUSCH-Information-AddListIE-PSCH-ReconfRqst	ProtocolIE-ID ::= 185
id-PUSCH-Information-ModifyListIE-PSCH-ReconfRqst	ProtocolIE-ID ::= 186
id-PUSCHSets-AddList-PSCH-ReconfRqst	ProtocolIE-ID ::= 187
id-PUSCHSets-DeleteList-PSCH-ReconfRqst	ProtocolIE-ID ::= 188
id-PUSCHSets-ModifyList-PSCH-ReconfRqst	ProtocolIE-ID ::= 189
id-RACH-Information	ProtocolIE-ID ::= 190
id-RACH-ParametersItem-CTCH-SetupRqstFDD	ProtocolIE-ID ::= 196
id-RACH-ParameterItem-CTCH-SetupRqstTDD	ProtocolIE-ID ::= 197
id-ReportCharacteristics	ProtocolIE-ID ::= 198
id-Reporting-Object-RL-FailureInd	ProtocolIE-ID ::= 199
id-Reporting-Object-RL-RestoreInd	ProtocolIE-ID ::= 200
id-RL-InformationItem-DM-Rprt	ProtocolIE-ID ::= 202
id-RL-InformationItem-DM-Rqst	ProtocolIE-ID ::= 203
id-RL-InformationItem-DM-Rsp	ProtocolIE-ID ::= 204
id-RL-InformationItem-RL-AdditionRqstFDD	ProtocolIE-ID ::= 205
id-RL-informationItem-RL-DeletionRqst	ProtocolIE-ID ::= 206
id-RL-InformationItem-RL-FailureInd	ProtocolIE-ID ::= 207
id-RL-InformationItem-RL-PreemptRequiredInd	ProtocolIE-ID ::= 286
id-RL-InformationItem-RL-ReconfPrepFDD	ProtocolIE-ID ::= 208
id-RL-InformationItem-RL-ReconfRqstFDD	ProtocolIE-ID ::= 209
id-RL-InformationItem-RL-RestoreInd	ProtocolIE-ID ::= 210
id-RL-InformationItem-RL-SetupRqstFDD	ProtocolIE-ID ::= 211
id-RL-InformationList-RL-AdditionRqstFDD	ProtocolIE-ID ::= 212
id-RL-informationList-RL-DeletionRqst	ProtocolIE-ID ::= 213

id-RL-InformationList-RL-PreemptRequiredInd	ProtocolIE-ID ::= 237
id-RL-InformationList-RL-ReconfPrepFDD	ProtocolIE-ID ::= 214
id-RL-InformationList-RL-ReconfRqstFDD	ProtocolIE-ID ::= 215
id-RL-InformationList-RL-SetupRqstFDD	ProtocolIE-ID ::= 216
id-RL-InformationResponseItem-RL-AdditionRspFDD	ProtocolIE-ID ::= 217
id-RL-InformationResponseItem-RL-ReconfReady	ProtocolIE-ID ::= 218
id-RL-InformationResponseItem-RL-ReconfRsp	ProtocolIE-ID ::= 219
id-RL-InformationResponseItem-RL-SetupRspFDD	ProtocolIE-ID ::= 220
id-RL-InformationResponseList-RL-AdditionRspFDD	ProtocolIE-ID ::= 221
id-RL-InformationResponseList-RL-ReconfReady	ProtocolIE-ID ::= 222
id-RL-InformationResponseList-RL-ReconfRsp	ProtocolIE-ID ::= 223
id-RL-InformationResponseList-RL-SetupRspFDD	ProtocolIE-ID ::= 224
id-RL-InformationResponse-RL-AdditionRspTDD	ProtocolIE-ID ::= 225
id-RL-InformationResponse-RL-SetupRspTDD	ProtocolIE-ID ::= 226
id-RL-Information-RL-AdditionRqstTDD	ProtocolIE-ID ::= 227
id-RL-Information-RL-ReconfRqstTDD	ProtocolIE-ID ::= 228
id-RL-Information-RL-ReconfPrepTDD	ProtocolIE-ID ::= 229
id-RL-Information-RL-SetupRqstTDD	ProtocolIE-ID ::= 230
id-RL-ReconfigurationFailureItem-RL-ReconfFailure	ProtocolIE-ID ::= 236
id-RL-Set-InformationItem-DM-Rprt	ProtocolIE-ID ::= 238
id-RL-Set-InformationItem-DM-Rsp	ProtocolIE-ID ::= 240
id-RL-Set-InformationItem-RL-FailureInd	ProtocolIE-ID ::= 241
id-RL-Set-InformationItem-RL-RestoreInd	ProtocolIE-ID ::= 242
id-S-CCPCH-Information	ProtocolIE-ID ::= 247
id-S-CPICH-Information	ProtocolIE-ID ::= 249
id-SCH-Information	ProtocolIE-ID ::= 251
id-S-SCH-Information	ProtocolIE-ID ::= 253
id-Secondary-CCPCHListIE-CTCH-ReconfRqstTDD	ProtocolIE-ID ::= 257
id-Secondary-CCPCH-parameterListIE-CTCH-SetupRqstTDD	ProtocolIE-ID ::= 258
id-Secondary-CCPCH-Parameters-CTCH-ReconfRqstTDD	ProtocolIE-ID ::= 259
id-SecondaryCPICH-InformationItem-Cell-ReconfRqstFDD	ProtocolIE-ID ::= 260
id-SecondaryCPICH-InformationItem-Cell-SetupRqstFDD	ProtocolIE-ID ::= 261
id-SecondaryCPICH-InformationList-Cell-ReconfRqstFDD	ProtocolIE-ID ::= 262
id-SecondaryCPICH-InformationList-Cell-SetupRqstFDD	ProtocolIE-ID ::= 263
id-SecondarySCH-Information-Cell-ReconfRqstFDD	ProtocolIE-ID ::= 264
id-SecondarySCH-Information-Cell-SetupRqstFDD	ProtocolIE-ID ::= 265
id-SegmentInformationListIE-SystemInfoUpdate	ProtocolIE-ID ::= 266
id-SFN	ProtocolIE-ID ::= 268
id-SignallingBearerRequestIndicator	ProtocolIE-ID ::= 138
id-ShutdownTimer	ProtocolIE-ID ::= 269
id-Start-Of-Audit-Sequence-Indicator	ProtocolIE-ID ::= 114
id-Successful-RL-InformationRespItem-RL-AdditionFailureFDD	ProtocolIE-ID ::= 270
id-Successful-RL-InformationRespItem-RL-SetupFailureFDD	ProtocolIE-ID ::= 271
id-SyncCase	ProtocolIE-ID ::= 274
id-SyncCaseIndicatorItem-Cell-SetupRqstTDD-PSCH	ProtocolIE-ID ::= 275
id-T-Cell	ProtocolIE-ID ::= 276
id-TargetCommunicationControlPortID	ProtocolIE-ID ::= 139
id-TimeSlotConfigurationList-Cell-ReconfRqstTDD	ProtocolIE-ID ::= 277
id-TimeSlotConfigurationList-Cell-SetupRqstTDD	ProtocolIE-ID ::= 278
id-TransmissionDiversityApplied	ProtocolIE-ID ::= 279
id-TypeOfError	ProtocolIE-ID ::= 508
id-UARFCNforNt	ProtocolIE-ID ::= 280
id-UARFCNforNd	ProtocolIE-ID ::= 281
id-UARFCNforNu	ProtocolIE-ID ::= 282

id-UL-CCTrCH-InformationItem-RL-SetupRqstTDD	ProtocolIE-ID ::= 284
id-UL-CCTrCH-InformationList-RL-AdditionRqstTDD	ProtocolIE-ID ::= 285
id-UL-CCTrCH-InformationList-RL-SetupRqstTDD	ProtocolIE-ID ::= 288
id-UL-DPCH-InformationItem-RL-AdditionRqstTDD	ProtocolIE-ID ::= 289
id-UL-DPCH-InformationList-RL-SetupRqstTDD	ProtocolIE-ID ::= 291
id-UL-DPCH-Information-RL-ReconfPrepFDD	ProtocolIE-ID ::= 293
id-UL-DPCH-Information-RL-ReconfRqstFDD	ProtocolIE-ID ::= 294
id-UL-DPCH-Information-RL-SetupRqstFDD	ProtocolIE-ID ::= 295
id-Unsuccessful-RL-InformationRespItem-RL-AdditionFailureFDD	ProtocolIE-ID ::= 296
id-Unsuccessful-RL-InformationRespItem-RL-SetupFailureFDD	ProtocolIE-ID ::= 297
id-Unsuccessful-RL-InformationResp-RL-AdditionFailureTDD	ProtocolIE-ID ::= 300
id-Unsuccessful-RL-InformationResp-RL-SetupFailureTDD	ProtocolIE-ID ::= 301
id-USCH-Information-Add	ProtocolIE-ID ::= 302
id-USCH-Information-DeleteList-RL-ReconfPrepTDD	ProtocolIE-ID ::= 304
id-USCH-Information-ModifyList-RL-ReconfPrepTDD	ProtocolIE-ID ::= 306
id-USCH-InformationResponse	ProtocolIE-ID ::= 309
id-USCH-Information	ProtocolIE-ID ::= 310
id-USCH-RearrangeList-Bearer-RearrangeInd	ProtocolIE-ID ::= 141
id-Active-Pattern-Sequence-Information	ProtocolIE-ID ::= 315
id-AICH-ParametersListIE-CTCH-ReconfRqstFDD	ProtocolIE-ID ::= 316
id-AdjustmentRatio	ProtocolIE-ID ::= 317
id-AP-AICH-Information	ProtocolIE-ID ::= 320
id-AP-AICH-ParametersListIE-CTCH-ReconfRqstFDD	ProtocolIE-ID ::= 322
id-FACH-ParametersListIE-CTCH-ReconfRqstFDD	ProtocolIE-ID ::= 323
id-CauseLevel-PSCH-ReconfFailureTDD	ProtocolIE-ID ::= 324
id-CauseLevel-RL-AdditionFailureFDD	ProtocolIE-ID ::= 325
id-CauseLevel-RL-AdditionFailureTDD	ProtocolIE-ID ::= 326
id-CauseLevel-RL-ReconfFailure	ProtocolIE-ID ::= 327
id-CauseLevel-RL-SetupFailureFDD	ProtocolIE-ID ::= 328
id-CauseLevel-RL-SetupFailureTDD	ProtocolIE-ID ::= 329
id-CDCA-ICH-Information	ProtocolIE-ID ::= 330
id-CDCA-ICH-ParametersListIE-CTCH-ReconfRqstFDD	ProtocolIE-ID ::= 332
id-Closed-Loop-Timing-Adjustment-Mode	ProtocolIE-ID ::= 333
id-CommonPhysicalChannelType-CTCH-ReconfRqstFDD	ProtocolIE-ID ::= 334
id-Compressed-Mode-Deactivation-Flag	ProtocolIE-ID ::= 335
id-CPCH-Information	ProtocolIE-ID ::= 336
id-CPCH-Parameters-CTCH-SetupRsp	ProtocolIE-ID ::= 342
id-CPCH-ParametersListIE-CTCH-ReconfRqstFDD	ProtocolIE-ID ::= 343
id-DL-CCTrCH-InformationAddList-RL-ReconfPrepTDD	ProtocolIE-ID ::= 346
id-DL-CCTrCH-InformationDeleteItem-RL-ReconfRqstTDD	ProtocolIE-ID ::= 347
id-DL-CCTrCH-InformationDeleteList-RL-ReconfPrepTDD	ProtocolIE-ID ::= 348
id-DL-CCTrCH-InformationDeleteList-RL-ReconfRqstTDD	ProtocolIE-ID ::= 349
id-DL-CCTrCH-InformationModifyItem-RL-ReconfRqstTDD	ProtocolIE-ID ::= 350
id-DL-CCTrCH-InformationModifyList-RL-ReconfPrepTDD	ProtocolIE-ID ::= 351
id-DL-CCTrCH-InformationModifyList-RL-ReconfRqstTDD	ProtocolIE-ID ::= 352
id-DL-DPCH-InformationAddListIE-RL-ReconfPrepTDD	ProtocolIE-ID ::= 353
id-DL-DPCH-InformationModify-AddListIE-RL-ReconfPrepTDD	ProtocolIE-ID ::= 355
id-DL-DPCH-InformationModify-DeleteListIE-RL-ReconfPrepTDD	ProtocolIE-ID ::= 356
id-DL-DPCH-InformationModify-ModifyListIE-RL-ReconfPrepTDD	ProtocolIE-ID ::= 357
id-DL-TPC-Pattern01Count	ProtocolIE-ID ::= 358
id-DPC-Mode	ProtocolIE-ID ::= 450
id-DPCHConstant	ProtocolIE-ID ::= 359
id-DSCH-FDD-Common-Information	ProtocolIE-ID ::= 94
id-EnhancedDSCHPC	ProtocolIE-ID ::= 110

id-EnhancedDSCHPCIndicator	ProtocolIE-ID ::= 111
id-FACH-ParametersList-CTCH-SetupRsp	ProtocolIE-ID ::= 362
id-Limited-power-increase-information-Cell-SetupRqstFDD	ProtocolIE-ID ::= 369
id-PCH-Parameters-CTCH-SetupRsp	ProtocolIE-ID ::= 374
id-PCH-ParametersItem-CTCH-ReconfRqstFDD	ProtocolIE-ID ::= 375
id-PCPCH-Information	ProtocolIE-ID ::= 376
id-PICH-ParametersItem-CTCH-ReconfRqstFDD	ProtocolIE-ID ::= 380
id-PRACHConstant	ProtocolIE-ID ::= 381
id-PRACH-ParametersListIE-CTCH-ReconfRqstFDD	ProtocolIE-ID ::= 383
id-PUSCHConstant	ProtocolIE-ID ::= 384
id-RACH-Parameters-CTCH-SetupRsp	ProtocolIE-ID ::= 385
id-SSDT-CellIDforEDSCHPC	ProtocolIE-ID ::= 443
id-Synchronisation-Configuration-Cell-ReconfRqst	ProtocolIE-ID ::= 393
id-Synchronisation-Configuration-Cell-SetupRqst	ProtocolIE-ID ::= 394
id-Transmission-Gap-Pattern-Sequence-Information	ProtocolIE-ID ::= 395
id-UL-CCTrCH-InformationAddList-RL-ReconfPrepTDD	ProtocolIE-ID ::= 396
id-UL-CCTrCH-InformationDeleteItem-RL-ReconfRqstTDD	ProtocolIE-ID ::= 397
id-UL-CCTrCH-InformationDeleteList-RL-ReconfPrepTDD	ProtocolIE-ID ::= 398
id-UL-CCTrCH-InformationDeleteList-RL-ReconfRqstTDD	ProtocolIE-ID ::= 399
id-UL-CCTrCH-InformationModifyItem-RL-ReconfRqstTDD	ProtocolIE-ID ::= 400
id-UL-CCTrCH-InformationModifyList-RL-ReconfPrepTDD	ProtocolIE-ID ::= 401
id-UL-CCTrCH-InformationModifyList-RL-ReconfRqstTDD	ProtocolIE-ID ::= 402
id-UL-DPCH-InformationAddListIE-RL-ReconfPrepTDD	ProtocolIE-ID ::= 403
id-UL-DPCH-InformationModify-AddListIE-RL-ReconfPrepTDD	ProtocolIE-ID ::= 405
id-UL-DPCH-InformationModify-DeleteListIE-RL-ReconfPrepTDD	ProtocolIE-ID ::= 406
id-UL-DPCH-InformationModify-ModifyListIE-RL-ReconfPrepTDD	ProtocolIE-ID ::= 407
id-Unsuccessful-PDSCHSetItem-PSCH-ReconfFailureTDD	ProtocolIE-ID ::= 408
id-Unsuccessful-PUSCHSetItem-PSCH-ReconfFailureTDD	ProtocolIE-ID ::= 409
id-CommunicationContextInfoItem-Reset	ProtocolIE-ID ::= 412
id-CommunicationControlPortInfoItem-Reset	ProtocolIE-ID ::= 414
id-ResetIndicator	ProtocolIE-ID ::= 416
id-TFCI2-Bearer-Information-RL-SetupRqstFDD	ProtocolIE-ID ::= 417
id-TFCI2-BearerSpecificInformation-RL-ReconfPrepFDD	ProtocolIE-ID ::= 418
id-TFCI2-BearerInformationResponse	ProtocolIE-ID ::= 419
id-TFCI2BearerRequestIndicator	ProtocolIE-ID ::= 142
id-TimingAdvanceApplied	ProtocolIE-ID ::= 287
id-CFNReportingIndicator	ProtocolIE-ID ::= 6
id-SFNReportingIndicator	ProtocolIE-ID ::= 11
id-InnerLoopDLPCStatus	ProtocolIE-ID ::= 12
id-TimeslotISCPInfo	ProtocolIE-ID ::= 283
id-PICH-ParametersItem-CTCH-SetupRqstTDD	ProtocolIE-ID ::= 167
id-PRACH-ParametersItem-CTCH-SetupRqstTDD	ProtocolIE-ID ::= 20
id-CCTrCH-InformationItem-RL-FailureInd	ProtocolIE-ID ::= 46
id-CCTrCH-InformationItem-RL-RestoreInd	ProtocolIE-ID ::= 47
id-CauseLevel-SyncAdjustmntFailureTDD	ProtocolIE-ID ::= 420
id-CellAdjustmentInfo-SyncAdjustmntRqstTDD	ProtocolIE-ID ::= 421
id-CellAdjustmentInfoItem-SyncAdjustmntRqstTDD	ProtocolIE-ID ::= 494
id-CellSyncBurstInfoList-CellSyncReconfRqstTDD	ProtocolIE-ID ::= 482
id-CellSyncBurstTransInit-CellSyncInitiationRqstTDD	ProtocolIE-ID ::= 422
id-CellSyncBurstMeasureInit-CellSyncInitiationRqstTDD	ProtocolIE-ID ::= 423
id-CellSyncBurstTransReconfiguration-CellSyncReconfRqstTDD	ProtocolIE-ID ::= 424
id-CellSyncBurstMeasReconfiguration-CellSyncReconfRqstTDD	ProtocolIE-ID ::= 425
id-CellSyncBurstTransInfoList-CellSyncReconfRqstTDD	ProtocolIE-ID ::= 426
id-CellSyncBurstMeasInfoList-CellSyncReconfRqstTDD	ProtocolIE-ID ::= 427

id-CellSyncBurstTransReconfInfo-CellSyncReconfRqstTDD	ProtocolIE-ID ::= 428
id-CellSyncInfo-CellSyncReprtTDD	ProtocolIE-ID ::= 429
id-CSBTransmissionID	ProtocolIE-ID ::= 430
id-CSBMeasurementID	ProtocolIE-ID ::= 431
id-IntStdPhCellSyncInfoItem-CellSyncReprtTDD	ProtocolIE-ID ::= 432
id-NCyclesPerSFNperiod	ProtocolIE-ID ::= 433
id-NRepetitionsPerCyclePeriod	ProtocolIE-ID ::= 434
id-SyncFrameNumber	ProtocolIE-ID ::= 437
id-SynchronisationReportType	ProtocolIE-ID ::= 438
id-SynchronisationReportCharacteristics	ProtocolIE-ID ::= 439
id-Unsuccessful-cell-InformationRespItem-SyncAdjustmntFailureTDD	ProtocolIE-ID ::= 440
id-LateEntranceCellSyncInfoItem-CellSyncReprtTDD	ProtocolIE-ID ::= 119
id-ReferenceClockAvailability	ProtocolIE-ID ::= 435
id-ReferenceSFNoffset	ProtocolIE-ID ::= 436
id-InformationExchangeID	ProtocolIE-ID ::= 444
id-InformationExchangeObjectType-InfEx-Rqst	ProtocolIE-ID ::= 445
id-InformationType	ProtocolIE-ID ::= 446
id-InformationReportCharacteristics	ProtocolIE-ID ::= 447
id-InformationExchangeObjectType-InfEx-Rsp	ProtocolIE-ID ::= 448
id-InformationExchangeObjectType-InfEx-Rprt	ProtocolIE-ID ::= 449
id-IPDLParameter-Information-Cell-ReconfRqstFDD	ProtocolIE-ID ::= 451
id-IPDLParameter-Information-Cell-SetupRqstFDD	ProtocolIE-ID ::= 452
id-IPDLParameter-Information-Cell-ReconfRqstTDD	ProtocolIE-ID ::= 453
id-IPDLParameter-Information-Cell-SetupRqstTDD	ProtocolIE-ID ::= 454
id-DL-DPCH-LCR-Information-RL-SetupRqstTDD	ProtocolIE-ID ::= 74
id-DL-DPCH-LCR-InformationList-RL-SetupRqstTDD	ProtocolIE-ID ::= 75
id-DwPCH-LCR-Information	ProtocolIE-ID ::= 78
id-DwPCH-LCR-Information-AuditRsp	ProtocolIE-ID ::= 80
id-DwPCH-LCR-InformationList-AuditRsp	ProtocolIE-ID ::= 90
id-DwPCH-LCR-Information-Cell-SetupRqstTDD	ProtocolIE-ID ::= 97
id-DwPCH-LCR-Information-Cell-ReconfRqstTDD	ProtocolIE-ID ::= 99
id-DwPCH-LCR-Information-ResourceStatusInd	ProtocolIE-ID ::= 101
id-maxFACH-Power-LCR-CTCH-SetupRqstTDD	ProtocolIE-ID ::= 154
id-maxFACH-Power-LCR-CTCH-ReconfRqstTDD	ProtocolIE-ID ::= 174
id-FPACH-LCR-Information	ProtocolIE-ID ::= 290
id-FPACH-LCR-Information-AuditRsp	ProtocolIE-ID ::= 292
id-FPACH-LCR-InformationList-AuditRsp	ProtocolIE-ID ::= 22
id-FPACH-LCR-InformationList-ResourceStatusInd	ProtocolIE-ID ::= 311
id-FPACH-LCR-Parameters-CTCH-SetupRqstTDD	ProtocolIE-ID ::= 312
id-FPACH-LCR-ParametersItem-CTCH-SetupRqstTDD	ProtocolIE-ID ::= 313
id-FPACH-LCR-Parameters-CTCH-ReconfRqstTDD	ProtocolIE-ID ::= 314
id-PCCPCH-LCR-Information-Cell-SetupRqstTDD	ProtocolIE-ID ::= 456
id-PCH-Power-LCR-CTCH-SetupRqstTDD	ProtocolIE-ID ::= 457
id-PCH-Power-LCR-CTCH-ReconfRqstTDD	ProtocolIE-ID ::= 458
id-PICH-LCR-Parameters-CTCH-SetupRqstTDD	ProtocolIE-ID ::= 459
id-PICH-LCR-ParametersItem-CTCH-SetupRqstTDD	ProtocolIE-ID ::= 460
id-PRACH-LCR-ParametersList-CTCH-SetupRqstTDD	ProtocolIE-ID ::= 461
id-PRACH-LCR-ParametersListIE-CTCH-SetupRqstTDD	ProtocolIE-ID ::= 462
id-RL-InformationResponse-LCR-RL-SetupRspTDD	ProtocolIE-ID ::= 463
id-Secondary-CCPCH-LCR-parameterListIE-CTCH-SetupRqstTDD	ProtocolIE-ID ::= 464
id-Secondary-CCPCH-LCR-parameterList-CTCH-SetupRqstTDD	ProtocolIE-ID ::= 465
id-TimeSlot	ProtocolIE-ID ::= 495
id-TimeSlotConfigurationList-LCR-Cell-ReconfRqstTDD	ProtocolIE-ID ::= 466
id-TimeSlotConfigurationList-LCR-Cell-SetupRqstTDD	ProtocolIE-ID ::= 467

id-TimeslotISCP-LCR-InfoList-RL-SetupRqstTDD	ProtocolIE-ID ::= 468
id-TimeSlotLCR-CM-Rqst	ProtocolIE-ID ::= 469
id-UL-DPCH-LCR-Information-RL-SetupRqstTDD	ProtocolIE-ID ::= 470
id-UL-DPCH-LCR-InformationList-RL-SetupRqstTDD	ProtocolIE-ID ::= 471
id-DL-DPCH-InformationItem-LCR-RL-AdditionRqstTDD	ProtocolIE-ID ::= 472
id-UL-DPCH-InformationItem-LCR-RL-AdditionRqstTDD	ProtocolIE-ID ::= 473
id-TimeslotISCP-InformationList-LCR-RL-AdditionRqstTDD	ProtocolIE-ID ::= 474
id-DL-DPCH-LCR-InformationAddList-RL-ReconfPrepTDD	ProtocolIE-ID ::= 475
id-DL-DPCH-LCR-InformationAddListIE-RL-ReconfPrepTDD	ProtocolIE-ID ::= 476
id-DL-DPCH-LCR-InformationModify-AddList-RL-ReconfPrepTDD	ProtocolIE-ID ::= 477
id-DL-DPCH-LCR-InformationModify-AddListIE-RL-ReconfPrepTDD	ProtocolIE-ID ::= 478
id-DL-Timeslot-LCR-InformationModify-ModifyList-RL-ReconfPrepTDD	ProtocolIE-ID ::= 479
id-TimeslotISCPInfoList-LCR-DL-PC-RqstTDD	ProtocolIE-ID ::= 480
id-UL-DPCH-LCR-InformationAddListIE-RL-ReconfPrepTDD	ProtocolIE-ID ::= 481
id-UL-DPCH-LCR-InformationModify-AddList	ProtocolIE-ID ::= 483
id-UL-DPCH-LCR-InformationModify-AddListIE-RL-ReconfPrepTDD	ProtocolIE-ID ::= 484
id-UL-TimeslotLCR-Information-RL-ReconfPrepTDD	ProtocolIE-ID ::= 485
id-UL-SIRTarget	ProtocolIE-ID ::= 510
id-PDSCH-AddInformation-LCR-PSCH-ReconfRqst	ProtocolIE-ID ::= 486
id-PDSCH-AddInformation-LCR-AddListIE-PSCH-ReconfRqst	ProtocolIE-ID ::= 487
id-PDSCH-Information-Cell-SetupRqstFDD	ProtocolIE-ID ::= 26
id-PDSCH-Information-Cell-ReconfRqstFDD	ProtocolIE-ID ::= 27
id-PDSCH-ModifyInformation-LCR-PSCH-ReconfRqst	ProtocolIE-ID ::= 488
id-PDSCH-ModifyInformation-LCR-ModifyListIE-PSCH-ReconfRqst	ProtocolIE-ID ::= 489
id-PUSCH-AddInformation-LCR-PSCH-ReconfRqst	ProtocolIE-ID ::= 490
id-PUSCH-AddInformation-LCR-AddListIE-PSCH-ReconfRqst	ProtocolIE-ID ::= 491
id-PUSCH-ModifyInformation-LCR-PSCH-ReconfRqst	ProtocolIE-ID ::= 492
id-PUSCH-ModifyInformation-LCR-ModifyListIE-PSCH-ReconfRqst	ProtocolIE-ID ::= 493
id-timeslotInfo-CellSyncInitiationRqstTDD	ProtocolIE-ID ::= 496
id-SyncReportType-CellSyncReprtTDD	ProtocolIE-ID ::= 497
id-Power-Local-Cell-Group-InformationItem-AuditRsp	ProtocolIE-ID ::= 498
id-Power-Local-Cell-Group-InformationItem-ResourceStatusInd	ProtocolIE-ID ::= 499
id-Power-Local-Cell-Group-InformationItem2-ResourceStatusInd	ProtocolIE-ID ::= 500
id-Power-Local-Cell-Group-InformationList-AuditRsp	ProtocolIE-ID ::= 501
id-Power-Local-Cell-Group-InformationList-ResourceStatusInd	ProtocolIE-ID ::= 502
id-Power-Local-Cell-Group-InformationList2-ResourceStatusInd	ProtocolIE-ID ::= 503
id-Power-Local-Cell-Group-ID	ProtocolIE-ID ::= 504
id-PUSCH-Info-DM-Rqst	ProtocolIE-ID ::= 505
id-PUSCH-Info-DM-Rsp	ProtocolIE-ID ::= 506
id-PUSCH-Info-DM-Rprt	ProtocolIE-ID ::= 507
id-InitDL-Power	ProtocolIE-ID ::= 509
id-cellSyncBurstRepetitionPeriod	ProtocolIE-ID ::= 511
id-ReportCharacteristicsType-OnModification	ProtocolIE-ID ::= 512
id-SFNFSNMeasurementValueInformation	ProtocolIE-ID ::= 513
id-SFNFSNMeasurementThresholdInformation	ProtocolIE-ID ::= 514
id-TUTRANGPSMeasurementValueInformation	ProtocolIE-ID ::= 515
id-TUTRANGPSMeasurementThresholdInformation	ProtocolIE-ID ::= 516
id-Rx-Timing-Deviation-Value-LCR	ProtocolIE-ID ::= 520
id-RL-InformationResponse-LCR-RL-AdditionRspTDD	ProtocolIE-ID ::= 51
id-DL-PowerBalancing-Information	ProtocolIE-ID ::= 28
id-DL-PowerBalancing-ActivationIndicator	ProtocolIE-ID ::= 29
id-DL-PowerBalancing-UpdatedIndicator	ProtocolIE-ID ::= 30
id-CCTrCH-Initial-DL-Power-RL-SetupRqstTDD	ProtocolIE-ID ::= 517
id-CCTrCH-Initial-DL-Power-RL-AdditionRqstTDD	ProtocolIE-ID ::= 518

id-CCTrCH-Initial-DL-Power-RL-ReconfPrepTDD	ProtocolIE-ID ::= 519
id-IPDLParameter-Information-LCR-Cell-SetupRqstTDD	ProtocolIE-ID ::= 41
id-IPDLParameter-Information-LCR-Cell-ReconfRqstTDD	ProtocolIE-ID ::= 42
id-HS-PDSCH-HS-SCCH-MaxPower-PSCH-ReconfRqst	ProtocolIE-ID ::= 522
id-HS-PDSCH-HS-SCCH-ScramblingCode-PSCH-ReconfRqst	ProtocolIE-ID ::= 523
id-HS-PDSCH-FDD-Code-Information-PSCH-ReconfRqst	ProtocolIE-ID ::= 524
id-HS-SCCH-FDD-Code-Information-PSCH-ReconfRqst	ProtocolIE-ID ::= 525
id-HS-PDSCH-TDD-Information-PSCH-ReconfRqst	ProtocolIE-ID ::= 526
id-Add-To-HS-SCCH-Resource-Pool-PSCH-ReconfRqst	ProtocolIE-ID ::= 527
id-Modify-HS-SCCH-Resource-Pool-PSCH-ReconfRqst	ProtocolIE-ID ::= 528
id-Delete-From-HS-SCCH-Resource-Pool-PSCH-ReconfRqst	ProtocolIE-ID ::= 529
id-bindingID	ProtocolIE-ID ::= xxx
id-RL-Specific-DCH-Info	ProtocolIE-ID ::= xxx
id-transportlayeraddress	ProtocolIE-ID ::= xxx
id-DelayedActivation	ProtocolIE-ID ::= 231
id-DelayedActivationList-RL-ActivationCmdFDD	ProtocolIE-ID ::= 232
id-DelayedActivationInformation-RL-ActivationCmdFDD	ProtocolIE-ID ::= 233
id-DelayedActivationList-RL-ActivationCmdTDD	ProtocolIE-ID ::= 234
id-DelayedActivationInformation-RL-ActivationCmdTDD	ProtocolIE-ID ::= 235
id-neighbouringTDDCellMeasurementInformationLCR	ProtocolIE-ID ::= 58
id-SYNCDLCodeId-TransInitLCR-CellSyncInitiationRqstTDD	ProtocolIE-ID ::= 543
id-SYNCDLCodeId-MeasureInitLCR-CellSyncInitiationRqstTDD	ProtocolIE-ID ::= 544
id-SYNCDLCodeIdTransReconfInfoLCR-CellSyncReconfRqstTDD	ProtocolIE-ID ::= 545
id-SYNCDLCodeIdMeasReconfigurationLCR-CellSyncReconfRqstTDD	ProtocolIE-ID ::= 546
id-SYNCDLCodeIdMeasInfoList-CellSyncReconfRqstTDD	ProtocolIE-ID ::= 547
id-SyncDLCodeIdsMeasInfoList-CellSyncReprTDD	ProtocolIE-ID ::= 548
id-SyncDLCodeIdThreInfoLCR	ProtocolIE-ID ::= 549
id-NSubCyclesPerCyclePeriod-CellSyncReconfRqstTDD	ProtocolIE-ID ::= 550
id-DwPCH-Power	ProtocolIE-ID ::= 551
id-Angle-Of-Arrival-Value-LCR	ProtocolIE-ID ::= 521
id-HSDSCH-FDD-Information	ProtocolIE-ID ::= 530
id-HSDSCH-FDD-Information-Response	ProtocolIE-ID ::= 531
id-HSDSCH-FDD-Information-to-Add	ProtocolIE-ID ::= 532
id-HSDSCH-FDD-Information-to-Delete	ProtocolIE-ID ::= 533
id-HSDSCH-Information-to-Modify	ProtocolIE-ID ::= 534
id-HSDSCH-RNTI	ProtocolIE-ID ::= 535
id-HSDSCH-TDD-Information	ProtocolIE-ID ::= 536
id-HSDSCH-TDD-Information-Response	ProtocolIE-ID ::= 537
id-HSDSCH-TDD-Information-Response-LCR	ProtocolIE-ID ::= 538
id-HSDSCH-TDD-Information-to-Add	ProtocolIE-ID ::= 539
id-HSDSCH-TDD-Information-to-Delete	ProtocolIE-ID ::= 540
id-HSPDSCH-RL-ID	ProtocolIE-ID ::= 541
id-PrimCCPCH-RSCP-DL-PC-RqstTDD	ProtocolIE-ID ::= 542

END

9.3.7 Container Definitions

```
-- *****
--
-- Container definitions
--
-- *****
```

```

NBAP-Containers {
itu-t (0) identified-organization (4) etsi (0) mobileDomain (0)
umts-Access (20) modules (3) nbap (2) version1 (1) nbap-Containers (5) }

```

```
DEFINITIONS AUTOMATIC TAGS ::=
```

```
BEGIN
```

```

-- *****
--
-- IE parameter types from other modules.
--
-- *****

```

```
IMPORTS
```

```

    maxProtocolExtensions,
    maxPrivateIEs,
    maxProtocolIEs,
    Criticality,
    Presence,
    PrivateIE-ID,
    ProtocolIE-ID

```

```
FROM NBAP-CommonDataTypes;
```

```

-- *****
--
-- Class Definition for Protocol IEs
--
-- *****

```

```

NBAP-PROTOCOL-IES ::= CLASS {
    &id      ProtocolIE-ID      UNIQUE,
    &criticality  Criticality,
    &Value,
    &presence  Presence
}

```

```

WITH SYNTAX {
    ID      &id
    CRITICALITY &criticality
    TYPE      &Value
    PRESENCE  &presence
}

```

```

-- *****
--
-- Class Definition for Protocol IEs
--
-- *****

```

```

NBAP-PROTOCOL-IES-PAIR ::= CLASS {
    &id      ProtocolIE-ID      UNIQUE,
    &firstCriticality  Criticality,
    &FirstValue,

```

```

    &secondCriticality Criticality,
    &SecondValue,
    &presence Presence
}
WITH SYNTAX {
    ID &id
    FIRST CRITICALITY &firstCriticality
    FIRST TYPE &FirstValue
    SECOND CRITICALITY &secondCriticality
    SECOND TYPE &SecondValue
    PRESENCE &presence
}

-- *****
--
-- Class Definition for Protocol Extensions
--
-- *****

NBAP-PROTOCOL-EXTENSION ::= CLASS {
    &id ProtocolIE-ID UNIQUE,
    &criticality Criticality,
    &Extension,
    &presence Presence
}
WITH SYNTAX {
    ID &id
    CRITICALITY &criticality
    EXTENSION &Extension
    PRESENCE &presence
}

-- *****
--
-- Class Definition for Private IEs
--
-- *****

NBAP-PRIVATE-IES ::= CLASS {
    &id PrivateIE-ID,
    &criticality Criticality,
    &Value,
    &presence Presence
}
WITH SYNTAX {
    ID &id
    CRITICALITY &criticality
    TYPE &Value
    PRESENCE &presence
}

-- *****
--
-- Container for Protocol IEs

```

```

--
-- *****
ProtocolIE-Container {NBAP-PROTOCOL-IES : IEsSetParam} ::=
  SEQUENCE (SIZE (0..maxProtocolIEs)) OF
  ProtocolIE-Field {{IEsSetParam}}

ProtocolIE-Single-Container {NBAP-PROTOCOL-IES : IEsSetParam} ::=
  ProtocolIE-Field {{IEsSetParam}}

ProtocolIE-Field {NBAP-PROTOCOL-IES : IEsSetParam} ::= SEQUENCE {
  id          NBAP-PROTOCOL-IES.&id          ({IEsSetParam}),
  criticality NBAP-PROTOCOL-IES.&criticality ({IEsSetParam}@id)},
  value       NBAP-PROTOCOL-IES.&Value      ({IEsSetParam}@id)}
}

-- *****
--
-- Container for Protocol IE Pairs
--
-- *****

ProtocolIE-ContainerPair {NBAP-PROTOCOL-IES-PAIR : IEsSetParam} ::=
  SEQUENCE (SIZE (0..maxProtocolIEs)) OF
  ProtocolIE-FieldPair {{IEsSetParam}}

ProtocolIE-FieldPair {NBAP-PROTOCOL-IES-PAIR : IEsSetParam} ::= SEQUENCE {
  id          NBAP-PROTOCOL-IES-PAIR.&id          ({IEsSetParam}),
  firstCriticality NBAP-PROTOCOL-IES-PAIR.&firstCriticality ({IEsSetParam}@id)},
  firstValue      NBAP-PROTOCOL-IES-PAIR.&FirstValue ({IEsSetParam}@id)},
  secondCriticality NBAP-PROTOCOL-IES-PAIR.&secondCriticality ({IEsSetParam}@id)},
  secondValue     NBAP-PROTOCOL-IES-PAIR.&SecondValue ({IEsSetParam}@id)}
}

-- *****
--
-- Container Lists for Protocol IE Containers
--
-- *****

ProtocolIE-ContainerList {INTEGER : lowerBound, INTEGER : upperBound, NBAP-PROTOCOL-IES : IEsSetParam} ::=
  SEQUENCE (SIZE (lowerBound..upperBound)) OF
  ProtocolIE-Container {{IEsSetParam}}

ProtocolIE-ContainerPairList {INTEGER : lowerBound, INTEGER : upperBound, NBAP-PROTOCOL-IES-PAIR : IEsSetParam} ::=
  SEQUENCE (SIZE (lowerBound..upperBound)) OF
  ProtocolIE-ContainerPair {{IEsSetParam}}

-- *****
--
-- Container for Protocol Extensions
--
-- *****

```

```
ProtocolExtensionContainer {NBAP-PROTOCOL-EXTENSION : ExtensionSetParam} ::=
  SEQUENCE (SIZE (1..maxProtocolExtensions)) OF
    ProtocolExtensionField {{ExtensionSetParam}}

ProtocolExtensionField {NBAP-PROTOCOL-EXTENSION : ExtensionSetParam} ::= SEQUENCE {
  id          NBAP-PROTOCOL-EXTENSION.&id  ({ExtensionSetParam}),
  criticality NBAP-PROTOCOL-EXTENSION.&criticality  ({ExtensionSetParam}{@id}),
  extensionValue NBAP-PROTOCOL-EXTENSION.&Extension  ({ExtensionSetParam}{@id})
}

-- *****
--
-- Container for Private IEs
--
-- *****

PrivateIE-Container {NBAP-PRIVATE-IES : IESSetParam} ::=
  SEQUENCE (SIZE (1..maxPrivateIEs)) OF
    PrivateIE-Field {{IESSetParam}}

PrivateIE-Field {NBAP-PRIVATE-IES : IESSetParam} ::= SEQUENCE {
  id          NBAP-PRIVATE-IES.&id
    ({IESSetParam}),
  criticality NBAP-PRIVATE-IES.&criticality
    ({IESSetParam}{@id}),
  value      NBAP-PRIVATE-IES.&Value
    ({IESSetParam}{@id})
}

END
```

9.4 Message Transfer Syntax

NBAP shall use the ASN.1 Basic Packed Encoding Rules (BASIC-PER) Aligned Variant as transfer syntax as specified in ref. [11].

The following encoding rules apply in addition to what has been specified in X.691 [11]:

When a bitstring value is placed in a bit-field as specified in 15.6 to 15.11 in [11], the leading bit of the bitstring value shall be placed in the leading bit of the bit-field, and the trailing bit of the bitstring value shall be placed in the trailing bit of the bit-field.

NOTE - When using the "bstring" notation, the leading bit of the bitstring value is on the left, and the trailing bit of the bitstring value is on the right. The term 'leading bit' is to be interpreted as equal to the term 'first bit' defined in [12].

9.5 Timers

$T_{Preempt}$

- Specifies the maximum time that a Node B may wait for pre-emption of resources for establishment or reconfiguration of Radio Links.

10 Handling of unknown, unforeseen and erroneous protocol data

10.1 General

Protocol Error cases can be divided into three classes:

- Transfer Syntax Error
- Abstract Syntax Error
- Logical Error

Protocol errors can occur in the following functions within a receiving node:

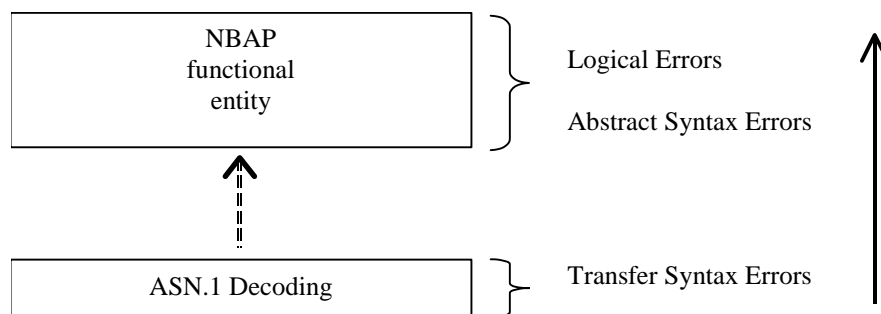


Figure 38: Protocol Errors in NBAP.

The information stated in subclauses 10.2, 10.3 and 10.4, to be included in the message used when reporting an error, is what at minimum shall be included. Other optional information elements within the message may also be included, if available. This is also valid for the case when the reporting is done with a response message. The latter is an exception to what is stated in subclause 4.1.

10.2 Transfer Syntax Error

A Transfer Syntax Error occurs when the receiver is not able to decode the received physical message. Transfer syntax errors are always detected in the process of ASN.1 decoding. If a Transfer Syntax Error occurs, the receiver should initiate Error Indication procedure with appropriate cause value for the Transfer Syntax protocol error.

Examples for Transfer Syntax Errors are:

- Violation of value ranges in ASN.1 definition of messages. e.g.: If an IE has a defined value range of 0 to 10 (ASN.1: INTEGER (0..10)), and 12 will be received, then this will be treated as a transfer syntax error.
- Violation in list element constraints. e.g.: If a list is defined as containing 1 to 10 elements, and 12 elements will be received, then this case will be handled as a transfer syntax error.
- Missing mandatory elements in ASN.1 SEQUENCE definitions (as sent by the originator of the message).
- Wrong order of elements in ASN.1 SEQUENCE definitions (as sent by the originator of the message).

10.3 Abstract Syntax Error

10.3.1 General

An Abstract Syntax Error occurs when the receiving functional NBAP entity:

1. receives IEs or IE groups that cannot be understood (unknown id);
2. receives IEs for which the logical range is violated (e.g.: ASN.1 definition: 0 to 15, the logical range is 0 to 10 (values 11 to 15 are undefined), and 12 will be received; this case will be handled as an abstract syntax error using criticality information sent by the originator of the message);
3. does not receive IEs or IE groups but according to the specified presence of the concerning object, the IEs or IE groups should have been present in the received message;
4. receives IEs or IE groups that are defined to be part of that message in wrong order or with too many occurrences of the same IE or IE group;
5. receives IEs or IE groups but according to the conditional presence of the concerning object and the specified condition, the IEs or IE groups should not have been present in the received message.

Cases 1 and 2 (not comprehended IE/IE group) are handled based on received Criticality information. Case 3 (missing IE/IE group) is handled based on Criticality information and Presence information for the missing IE/IE group specified in the version of the specification used by the receiver. Case 4 (IEs or IE groups in wrong order or with too many occurrences) and Case 5 (erroneously present conditional IEs or IE groups) result in rejecting the procedure.

If an Abstract Syntax Error occurs, the receiver shall read the remaining message and shall then for each detected Abstract Syntax Error that belong to cases 1-3 act according to the Criticality Information and Presence Information for the IE/IE group due to which Abstract Syntax Error occurred in accordance with subclauses 10.3.4 and 10.3.5. The handling of cases 4 and 5 is specified in subclause 10.3.6.

10.3.2 Criticality Information

In the NBAP messages there is criticality information set for individual IEs and/or IE groups. This criticality information instructs the receiver how to act when receiving an IE or an IE group that is not comprehended, i.e. the entire item (IE or IE group) which is not (fully or partially) comprehended shall be treated in accordance with its own criticality information as specified in subclause 10.3.4.

In addition, the criticality information is used in case of the missing IE/IE group abstract syntax error (see subclause 10.3.5).

The receiving node shall take different actions depending on the value of the Criticality Information. The three possible values of the Criticality Information for an IE/IE group are:

- Reject IE
- Ignore IE and Notify Sender
- Ignore IE

The following rules restrict when a receiving entity may consider an IE, an IE group or an EP not comprehended (not implemented), and when action based on criticality information is applicable:

1. IE or IE group: When one new or modified IE or IE group is implemented for one EP from a standard version, then other new or modified IEs or IE groups specified for that EP in that standard version shall be considered comprehended by the receiving entity (some may still remain unsupported).

Note that this restriction is applicable to a sending entity for constructing messages.

2. EP: The comprehension of different EPs within a standard version or between different standard versions is not mandated. Any EP that is not supported may be considered not comprehended, even if another EP from that standard version is comprehended, and action based on criticality shall be applied.

When the criticality information cannot even be decoded in a not comprehended IE or IE group, the Error Indication procedure shall be initiated with an appropriate cause value.

10.3.3 Presence Information

For many IEs/IE groups which are optional according to the ASN.1 transfer syntax, NBAP specifies separately if the presence of these IEs/IE groups is optional or mandatory with respect to RNS application by means of the presence field of the concerning object of class NBAP-PROTOCOL-IES, NBAP-PROTOCOL-IES-PAIR, NBAP-PROTOCOL-EXTENSION or NBAP-PRIVATE-IES.

The presence field of the indicated classes supports three values:

1. Optional;
2. Conditional;
3. Mandatory.

If an IE/IE group is not included in a received message and the presence of the IE/IE group is mandatory or the presence is conditional and the condition is true according to the version of the specification used by the receiver, an abstract syntax error occurs due to a missing IE/IE group.

If an IE/IE group is included in a received message and the presence of the IE/IE group is conditional and the condition is false according to the version of the specification used by the receiver, an abstract syntax error occurs due to this erroneously present conditional IE/IE group.

10.3.4 Not comprehended IE/IE group

10.3.4.1 Procedure ID

The receiving node shall treat the different types of received criticality information of the *Procedure ID* according to the following:

Reject IE:

- If a message is received with a *Procedure ID* marked with "*Reject IE*" which the receiving node does not comprehend, the receiving node shall reject the procedure using the Error Indication procedure.

Ignore IE and Notify Sender:

- If a message is received with a *Procedure ID* marked with "*Ignore IE and Notify Sender*" which the receiving node does not comprehend, the receiving node shall ignore the procedure and initiate the Error Indication procedure.

Ignore IE:

- If a message is received with a *Procedure ID* marked with "Ignore IE" which the receiving node does not comprehend, the receiving node shall ignore the procedure.

When using the Error Indication procedure to reject a procedure or to report an ignored procedure it shall include the *Procedure ID IE*, the *Triggering Message IE*, and the *Procedure Criticality IE* in the *Criticality Diagnostics IE*.

10.3.4.1A Type of Message

When the receiving node cannot decode the *Type of Message IE*, the Error Indication procedure shall be initiated with an appropriate cause value.

10.3.4.2 IEs other than the Procedure ID and Type of Message

The receiving node shall treat the different types of received criticality information of an IE/IE group other than the *Procedure ID* according to the following:

Reject IE:

- If a message *initiating* a procedure is received containing one or more IEs/IE groups marked with "Reject IE" which the receiving node does not comprehend; none of the functional requests of the message shall be executed. The receiving node shall reject the procedure and report the rejection of one or more IEs/IE groups using the message normally used to report unsuccessful outcome of the procedure. In case the information received in the initiating message was insufficient to determine a value for all IEs that are required to be present in the message used to report the unsuccessful outcome of the procedure, the receiving node shall instead terminate the procedure and initiate the Error Indication procedure.
- If a message *initiating* a procedure that does not have a message to report unsuccessful outcome is received containing one or more IEs/IE groups marked with "Reject IE" which the receiving node does not comprehend, the receiving node shall terminate the procedure and initiate the Error Indication procedure.
- If a *response* message is received containing one or more IEs/IE groups marked with "Reject IE" that the receiving node does not comprehend, the receiving node shall consider the procedure as unsuccessfully terminated and initiate local error handling.

Ignore IE and Notify Sender:

- If a message *initiating* a procedure is received containing one or more IEs/IE groups marked with "Ignore IE and Notify Sender" which the receiving node does not comprehend, the receiving node shall ignore the content of the not comprehended IEs/IE groups, continue with the procedure as if the not comprehended IEs/IE groups were not received (except for the reporting) using the understood IEs/IE groups and report in the response message of the procedure that one or more IEs/IE groups have been ignored. In case the information received in the initiating message was insufficient to determine a value for all IEs that are required to be present in the response message, the receiving node shall instead terminate the procedure and initiate the Error Indication procedure.
- If a message *initiating* a procedure that does not have a message to report the outcome of the procedure is received containing one or more IEs/IE groups marked with "Ignore IE and Notify Sender" which the receiving node does not comprehend, the receiving node shall ignore the content of the not comprehended IEs/IE groups, continue with the procedure as if the not comprehended IEs/IE groups were not received (except for the reporting) using the understood IEs/IE groups, and initiate the Error Indication procedure to report that one or more IEs/IE groups have been ignored.
- If a *response* message is received containing one or more IEs/IE groups marked with "Ignore IE and Notify Sender" which the receiving node does not comprehend, the receiving node shall ignore the content of the not comprehended IEs/IE groups, continue with the procedure as if the not comprehended IEs/IE groups were not received (except for the reporting) using the understood IEs/IE groups and initiate the Error Indication procedure.

Ignore IE:

- If a message *initiating* a procedure is received containing one or more IEs/IE groups marked with "Ignore IE" which the receiving node does not comprehend, the receiving node shall ignore the content of the not comprehended IEs/IE groups and continue with the procedure as if the not comprehended IEs/IE groups were not received using the understood IEs/IE groups.

- If a *response* message is received containing one or more IEs/IE groups marked with "*Ignore IE*" which the receiving node does not comprehend, the receiving node shall ignore the content of the not comprehended IEs/IE groups and continue with the procedure as if the not comprehended IEs/IE groups were not received using the understood IEs/IE groups.

When reporting not comprehended IEs/IE groups marked with "*Reject IE*" or "*Ignore IE and Notify Sender*" using a response message defined for the procedure, the *Information Element Criticality Diagnostics* IE shall be included in the *Criticality Diagnostics* IE for each reported IE/IE group. In the *Information Element Criticality Diagnostics* IE the *Repetition Number* IE shall be included and in addition, if the not comprehended IE/IE group is not at message hierarchy level 1 (top level; see annex C) also the *Message Structure* IE shall be included.

When reporting not comprehended IEs/IE groups marked with "*Reject IE*" or "*Ignore IE and Notify Sender*" using the Error Indication procedure, the *Procedure ID* IE, the *Triggering Message* IE, *Procedure Criticality* IE, the *Transaction ID* IE, and the *Information Element Criticality Diagnostics* IE shall be included in the *Criticality Diagnostics* IE for each reported IE/IE group. In the *Information Element Criticality Diagnostics* IE the *Repetition Number* IE shall be included and in addition, if the not comprehended IE/IE group is not at message hierarchy level 1 (top level; see annex C) also the *Message Structure* IE shall be included.

10.3.5 Missing IE or IE group

The receiving node shall treat the missing IE/IE group according to the criticality information for the missing IE/IE group in the received message specified in the version of this specification used by the receiver:

Reject IE:

- If a received message *initiating* a procedure is missing one or more IEs/IE groups with specified criticality "*Reject IE*"; none of the functional requests of the message shall be executed. The receiving node shall reject the procedure and report the missing IEs/IE groups using the message normally used to report unsuccessful outcome of the procedure. In case the information received in the initiating message was insufficient to determine a value for all IEs that are required to be present in the message used to report the unsuccessful outcome of the procedure, the receiving node shall instead terminate the procedure and initiate the Error Indication procedure.
- If a received message *initiating* a procedure that does not have a message to report unsuccessful outcome is missing one or more IEs/IE groups with specified criticality "*Reject IE*", the receiving node shall terminate the procedure and initiate the Error Indication procedure.
- If a received *response* message is missing one or more IEs/IE groups with specified criticality "*Reject IE*", the receiving node shall consider the procedure as unsuccessfully terminated and initiate local error handling.

Ignore IE and Notify Sender:

- If a received message *initiating* a procedure is missing one or more IEs/IE groups with specified criticality "*Ignore IE and Notify Sender*", the receiving node shall ignore that those IEs are missing and continue with the procedure based on the other IEs/IE groups present in the message and report in the response message of the procedure that one or more IEs/IE groups were missing. In case the information received in the initiating message was insufficient to determine a value for all IEs that are required to be present in the response message, the receiving node shall instead terminate the procedure and initiate the Error Indication procedure.
- If a received message *initiating* a procedure that does not have a message to report the outcome of the procedure is missing one or more IEs/IE groups with specified criticality "*Ignore IE and Notify Sender*", the receiving node shall ignore that those IEs are missing and continue with the procedure based on the other IEs/IE groups present in the message and initiate the Error Indication procedure to report that one or more IEs/IE groups were missing.
- If a received *response* message is missing one or more IEs/IE groups with specified criticality "*Ignore IE and Notify Sender*", the receiving node shall ignore that those IEs are missing and continue with the procedure based on the other IEs/IE groups present in the message and initiate the Error Indication procedure to report that one or more IEs/IE groups were missing.

Ignore IE:

- If a received message *initiating* a procedure is missing one or more IEs/IE groups with specified criticality "*Ignore IE*", the receiving node shall ignore that those IEs are missing and continue with the procedure based on the other IEs/IE groups present in the message.

- If a received *response* message is missing one or more IEs/IE groups with specified criticality "*Ignore IE*", the receiving node shall ignore that those IEs/IE groups are missing and continue with the procedure based on the other IEs/IE groups present in the message.

When reporting missing IEs/IE groups with specified criticality "*Reject IE*" or "*Ignore IE and Notify Sender*" using a response message defined for the procedure, the *Information Element Criticality Diagnostics IE* shall be included in the *Criticality Diagnostics IE* for each reported IE/IE group. In the *Information Element Criticality Diagnostics IE* the *Repetition Number IE* shall be included and in addition, if the missing IE/IE group is not at message hierarchy level 1 (top level; see annex C) also the *Message Structure IE* shall be included.

When reporting missing IEs/IE groups with specified criticality "*Reject IE*" or "*Ignore IE and Notify Sender*" using the Error Indication procedure, the *Procedure ID IE*, the *Triggering Message IE*, *Procedure Criticality IE*, the *Transaction ID IE*, and the *Information Element Criticality Diagnostics IE* shall be included in the *Criticality Diagnostics IE* for each reported IE/IE group. In the *Information Element Criticality Diagnostics IE* the *Repetition Number IE* shall be included and in addition, if the missing IE/IE group is not at message hierarchy level 1 (top level; see annex C) also the *Message Structure IE* shall be included.

10.3.6 IEs or IE groups received in wrong order or with too many occurrences or erroneously present

If a message with IEs or IE groups in wrong order or with too many occurrences is received or if IEs or IE groups with a conditional presence are present when the condition is not met (i.e. erroneously present), the receiving node shall behave according to the following:

- If a message *initiating* a procedure is received containing IEs or IE groups in wrong order or with too many occurrences or erroneously present, none of the functional requests of the message shall be executed. The receiving node shall reject the procedure and report the cause value "Abstract Syntax Error (Falsely Constructed Message)" using the message normally used to report unsuccessful outcome of the procedure. In case the information received in the initiating message was insufficient to determine a value for all IEs that are required to be present in the message used to report the unsuccessful outcome of the procedure, the receiving node shall instead terminate the procedure and initiate the Error Indication procedure.
- If a message *initiating* a procedure that does not have a message to report unsuccessful outcome is received containing IEs or IE groups in wrong order or with too many occurrences or erroneously present, the receiving node shall terminate the procedure and initiate the Error Indication procedure, and use cause value "Abstract Syntax Error (Falsely Constructed Message)".
- If a *response* message is received containing IEs or IE groups in wrong order or with too many occurrences or erroneously present, the receiving node shall consider the procedure as unsuccessfully terminated and initiate local error handling.

When determining the correct order only the IEs specified in the specification version used by the receiver shall be considered.

10.4 Logical Error

Logical error situations occur when a message is comprehended correctly, but the information contained within the message is not valid (i.e. semantic error), or describes a procedure which is not compatible with the state of the receiver. In these conditions, the following behaviour shall be performed (unless otherwise specified) as defined by the class of the elementary procedure, irrespective of the criticality of the IEs/IE groups containing the erroneous values.

Class 1:

Where the logical error occurs in a request message of a class 1 procedure, and the procedure has a failure message, the failure message shall be sent with an appropriate cause value.

Typical cause values are:

- Protocol Causes:
 1. Semantic Error

2. Message not compatible with receiver state

Where the logical error is contained in a request message of a class 1 procedure, and the procedure does not have a failure message, the procedure shall be terminated and the ERROR INDICATION procedure shall be initiated with an appropriate cause value. The *Procedure ID IE*, the *Triggering Message IE* and the *Transaction ID IE* within the *Criticality Diagnostics IE* shall then be included in order to identify the message containing the logical error.

Where the logical error exists in a response message of a class 1 procedure, the procedure shall be considered as unsuccessfully terminated and local error handling shall be initiated.

Class 2:

Where the logical error occurs in a message of a class 2 procedure, the procedure shall be terminated and the ERROR INDICATION procedure shall be initiated with an appropriate cause value. The *Procedure ID IE*, the *Triggering Message IE* and the *Transaction ID IE* within the *Criticality Diagnostics IE* shall then be included in order to identify the message containing the logical error.

10.5 Exceptions

The error handling for all the cases described hereafter shall take precedence over any other error handling described in the other subclause of clause 10.

- If any type of error (Transfer Syntax Error, Abstract Syntax Error or Logical Error) is detected in the ERROR INDICATION message, it shall not trigger the Error Indication procedure in the receiving Node but local error handling.
- In case a response message, failure message or ERROR INDICATION message needs to be returned, but the information necessary to determine the receiver of that message is missing, the procedure shall be considered as unsuccessfully terminated and local error handling shall be initiated.

Annex A (normative): Allocation and Pre-emption of Radio Links in the Node B

A.1 Deriving Allocation Information for a Radio Link

A.1.1 Establishment of a New Radio Link

The Allocation Information for a Radio Link in the case of establishment of a new Radio Link shall be derived as follows:

- The latest received *Allocation/Retention Priority* IE for each transport channel shall be used.

Note: The *Allocation/Retention Priority* IE for a transport channel may have been received in

- a) the procedure that establishes the first Radio Link for the Node B Communication Context in the Node B or
- b) a procedure adding or modifying the transport channel.

- If the *Priority Level* IE in the *Allocation/Retention Priority* IE for all transport channels that are intended to use the Radio Link is set to "no priority", the pre-emption capability of the Radio Link shall be set to "shall not trigger pre-emption".
- If the *Priority Level* IE in the *Allocation/Retention Priority* IE for one or more of the transport channels that are intended to use the Radio Link is not set to "no priority", the allocation priority and the pre-emption capability of the Radio Link shall be set according to the following:
 - The transport channels that have the *Priority Level* IE in the *Allocation/Retention Priority* IE set to "no priority" shall be excluded when setting the allocation priority and pre-emption capability of a Radio Link.
 - The allocation priority for a Radio Link shall be set to highest priority level, given by the *Priority Level* IE in the *Allocation/Retention Priority* IE, for all non excluded transport channels that are intended to use the Radio Link.
 - If all non-excluded transport channels that are intended to use a Radio Link to be established have the pre-emption capability, given by the *Pre-emption Capability* IE in the *Allocation/Retention Priority* IE, set to "shall not trigger pre-emption", the pre-emption capability of the Radio Link shall be set to "shall not trigger pre-emption".
If one or more non-excluded transport channels that are intended to use the Radio Link to be established have the value of the *Pre-emption Capability* IE in the *Allocation/Retention Priority* IE set to "may trigger pre-emption", the pre-emption capability of the Radio Link shall be set to "may trigger pre-emption".

The derived allocation priority and pre-emption capability are only valid during this allocation/retention process.

A.1.2 Modification of an Existing Radio Link

The Allocation Information for a Radio Link in the case of modification of a Radio Link (addition or modification of transport channels using the Radio Link) shall be derived as follows:

- The latest received *Allocation/Retention Priority* IE for each transport channel shall be used.

Note: The *Allocation/Retention Priority* IE for a transport channel may have been received in

- a) the procedure that establishes the first Radio Link for the Node B Communication Context in the Node B,
- b) a previous procedure adding or modifying the transport channel, or
- c) the current procedure adding or modifying the transport channel.

- If the *Priority Level* IE in the *Allocation/Retention Priority* IE for all transport channels to be added or modified in the Radio Link is set to "no priority", the pre-emption capability of the Radio Link to be modified shall be set to "shall not trigger pre-emption".
- If the *Priority Level* IE in the *Allocation/Retention Priority* IE for one or more of the transport channels to be added or modified in the Radio Link is not set to "no priority", the allocation priority of and the pre-emption capability of the Radio Link to be modified shall be set according to the following:
 - The transport channels to be added or modified that have the *Priority Level* IE in the *Allocation/Retention Priority* IE set to "no priority" shall be excluded when setting the allocation priority and pre-emption capability of a Radio Link to be modified.
 - The allocation priority for a Radio Link to be modified shall be set to highest priority level, given by the *Priority Level* IE in the *Allocation/Retention Priority* IE, for all the non-excluded transport channels that are to be added or modified.
 - If all non-excluded transport channels that are to be added or modified in the Radio Link have the pre-emption capability, given by the *Pre-emption Capability* IE in the *Allocation/Retention Priority* IE, set to "shall not trigger pre-emption", the pre-emption capability of the Radio Link to be modified shall be set to "shall not trigger pre-emption".
If one or more of the non-excluded transport channels to be added or modified in the Radio Link have the value of the *Pre-emption Capability* IE in the *Allocation/Retention Priority* IE set to "may trigger pre-emption", the pre-emption capability of the Radio Link to be modified shall be set to "may trigger pre-emption".

The derived allocation priority and pre-emption capability are only valid during this allocation/retention process.

A.2 Deriving Retention Information for a Radio Link

The Retention Information for an existing Radio Link shall be derived as follows:

- The latest received *Allocation/Retention Priority* IE for each transport channel shall be used.

Note: The *Allocation/Retention Priority* IE for a transport channel may have been received in

- a) the procedure that establishes the first Radio Link for the Node B Communication Context in the Node B or
- b) a procedure adding or modifying the transport channel.

- If the *Priority Level* IE in the *Allocation/Retention Priority* IE for one or more transport channels using the Radio Link is set to "no priority", the pre-emption vulnerability of the Radio Link shall be set to "not pre-emptable".
- If the *Priority Level* IE in the *Allocation/Retention Priority* IE for all the transport channels using the Radio Link is not set to "no priority", the retention priority of the Radio Link and the pre-emption vulnerability of the Radio Link shall be set according to the following:
 - The retention priority for a Radio Link shall be set to highest priority level, given by the *Priority Level* IE in the *Allocation/Retention Priority* IE, for all transport channels that uses the Radio Link.
 - If all transport channels that uses the Radio Link have the pre-emption vulnerability, given by the *Pre-emption Vulnerability* IE in the *Allocation/Retention Priority* IE, set to "pre-emptable", the pre-emption vulnerability of the Radio Link shall be set to "pre-emptable".
If one or more transport channels that uses the Radio Link have the value of the *Pre-emption Vulnerability* IE in the *Allocation/Retention Priority* IE set to "not pre-emptable", the pre-emption vulnerability of the Radio Link shall be set to "not pre-emptable".

The derived retention priority and pre-emption vulnerability are valid until they are changed, or until the Radio Link is deleted. When new transport channels are added to or deleted from the Radio Link or when existing transport channels are modified with regards to the *Allocation/Retention Priority* IE, the retention information shall be derived again according to above.

A.3 The Allocation/Retention Process

The Node B shall establish or modify the resources for a Radio Link according to:

- The value of the Allocation Information (allocation priority and pre-emption capability) of the Radio Link to be established or modified. The Allocation Information is derived according to clause A.1.
- The value of the Retention Information (retention priority and pre-emption vulnerability) of existing Radio Links. The Retention Information derived according to clause A.2.
- The resource situation in the cell.

Whilst the process and the extent of the pre-emption functionality is operator dependent, the pre-emption indicators (pre-emption capability and pre-emption vulnerability) shall be treated as follows:

- If the pre-emption capability for a Radio Link to be established or modified is set to "may trigger pre-emption" and the resource situation so requires, the Node B may trigger the pre-emption process in clause A.4 to free resources for this allocation request.
- If the pre-emption capability for a Radio Link to be established or modified is set to "shall not trigger pre-emption", then this allocation request shall not trigger the pre-emption process in clause A.4.
- If the pre-emption vulnerability for an existing Radio Link is set to "pre-emptable", then this Radio Link shall be included in the pre-emption process in clause A.4.
- If the pre-emption vulnerability for an existing Radio Link is set to "not pre-emptable", then this Radio Link shall not be included in the pre-emption process in clause A.4.

A.4 The Pre-emption Process

The pre-emption process shall only pre-empt Radio Links with lower retention priority than the allocation priority of the Radio Link to be established or modified. The Radio Links to be pre-empted shall be selected in ascending order of the retention priority.

When the pre-emption process detects that one or more Radio Links have to be pre-empted to free resources for a Radio Link(s) to be established or modified, the Node B shall initiate the Radio Link Pre-emption procedure for all the Node B Communication Contexts having Radio Links selected for pre-emption and start the T_{Preempt} timer.

When enough resources are freed to establish or modify the Radio Link(s) according to the request, the Node B shall stop the T_{Preempt} timer and complete the procedure that triggered the pre-emption process in accordance with the "Successful Operation" subclause of the procedure.

If the T_{Preempt} timer expires, the Node B shall regard the procedure that triggered the pre-emption process as failed and complete the procedure in accordance with the "Unsuccessful Operation" subclause of the procedure.

Annex B (informative): Measurement reporting

When the *Report Characteristics* IE is set to 'Event A' (figure B.1), the Measurement Reporting procedure is initiated when the measured entity rises above the requested threshold and stays there for the requested hysteresis time. If no hysteresis time is given, the value zero shall be used for the hysteresis time.

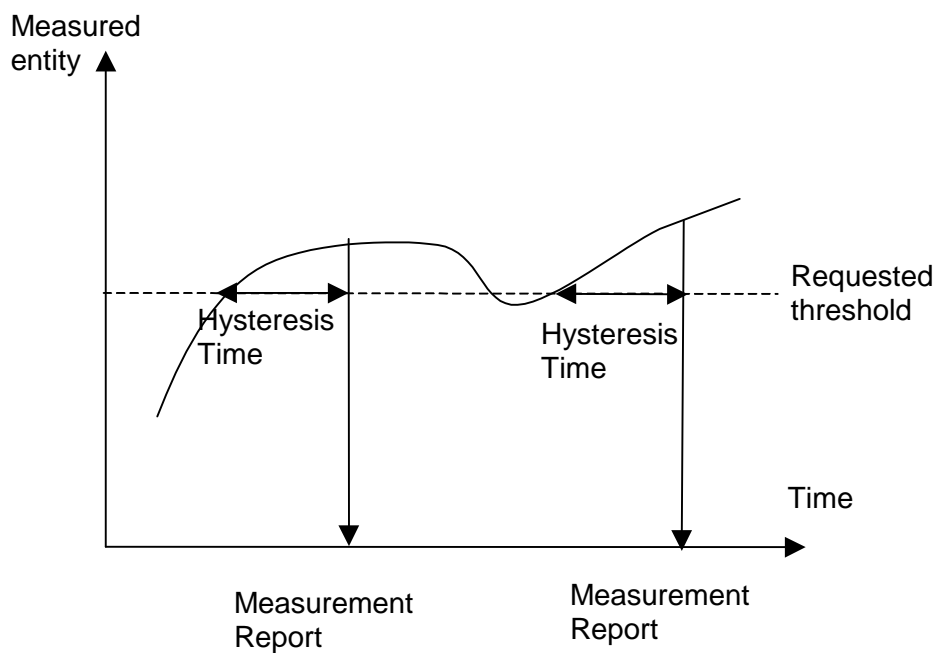


Figure B.1: Event A reporting with Hysteresis Time specified

When the *Report Characteristics* IE is set to 'Event B' (figure B.2), the Measurement Reporting procedure is initiated when the measured entity falls below the requested threshold and stays there for the requested hysteresis time. If no hysteresis time is given, the value zero shall be used for the hysteresis time.

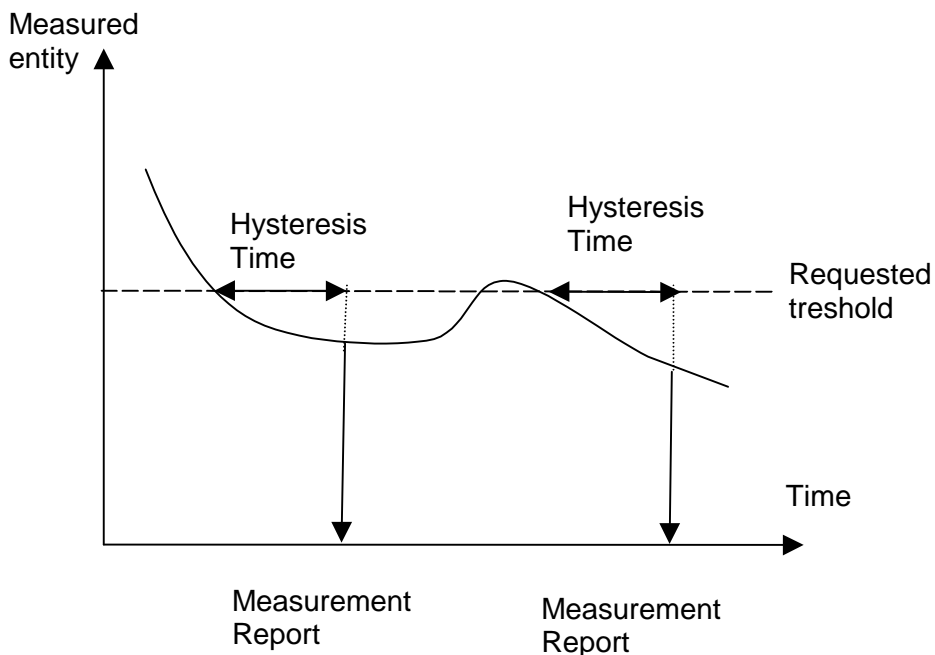


Figure B.2: Event B reporting with Hysteresis Time specified

When the *Report Characteristics* IE is set to 'Event C' (figure B.3), the Measurement Reporting procedure is initiated always when the measured entity rises by an amount greater than the requested threshold within the requested time. The reporting in figure B.3 is initiated if the Rising Time T1 is less than the requested time.

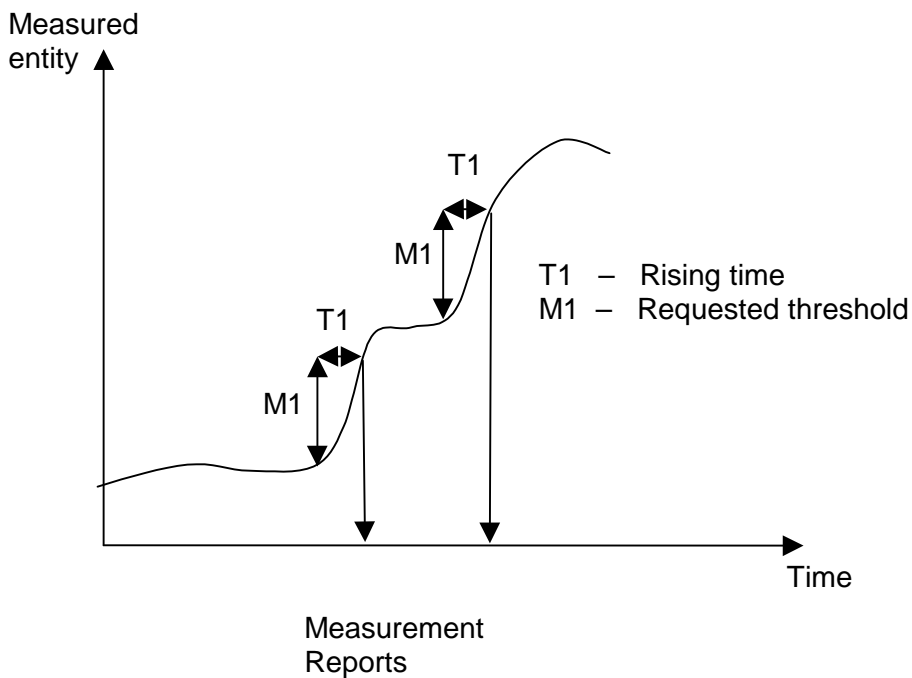


Figure B.3: Event C reporting

When the *Report Characteristics* IE is set to 'Event D' (figure B.4), the Measurement Reporting procedure is initiated always when the measured entity falls by an amount greater than the requested threshold within the requested time. The reporting in figure B.4 is initiated if the Falling Time T1 is less than the requested time.

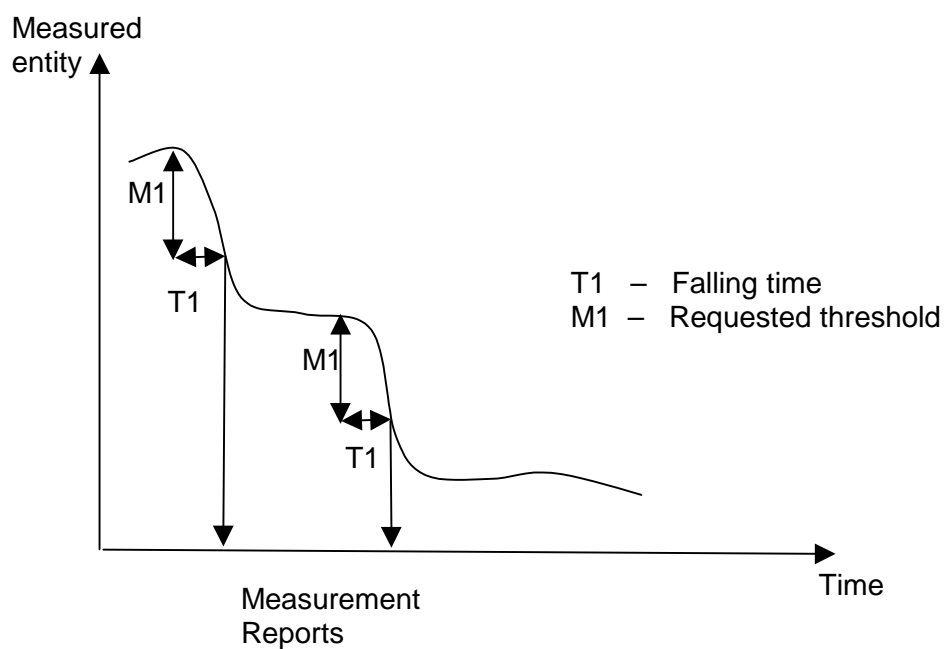


Figure B.4: Event D reporting

When the *Report Characteristics* IE is set to 'Event E' (figure B.5), the Measurement Reporting procedure (Report A) is initiated always when the measured entity rises above the 'Measurement Threshold 1' and stays there for the 'Measurement Hysteresis Time' (T1 in figure B.5). If *Report Periodicity* IE is provided Node B shall also initiate Measurement Reporting procedure periodically. The periodic reporting continues although the measured entity falls below the 'Measurement Threshold 1' and is terminated by the Report B.

When the Report A conditions have been met and the measured entity falls below the 'Measurement Threshold 2' and stays there for the 'Measurement Hysteresis Time' (T1) Measurement Reporting procedure (Report B) is initiated and the periodic reporting is terminated.

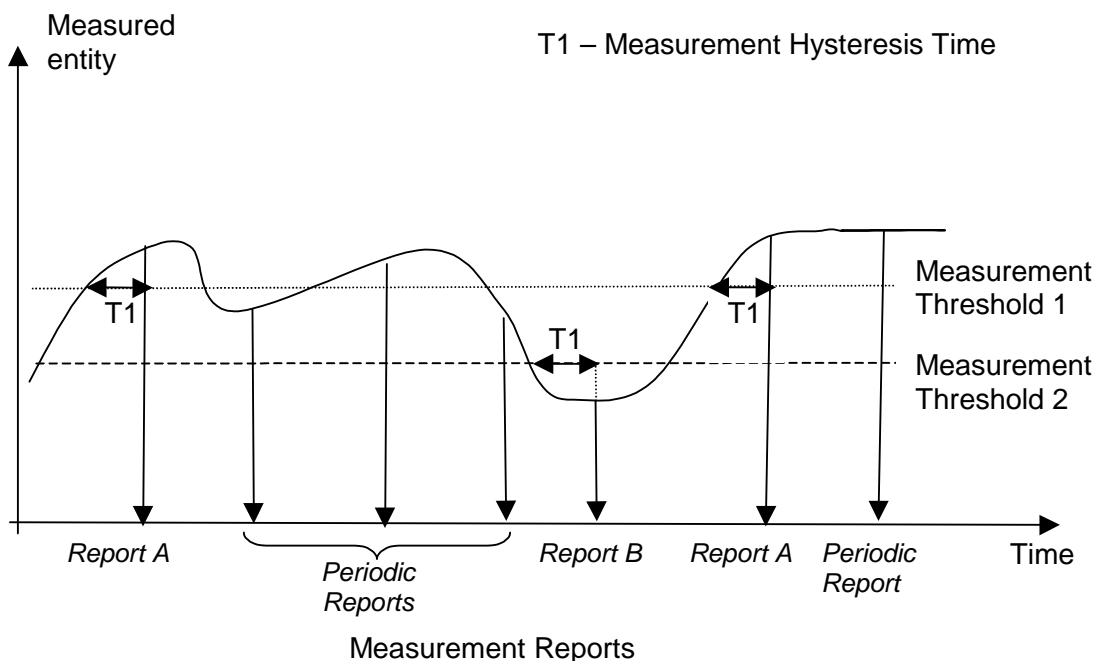


Figure B.5: Event E reporting with Hysteresis Time specified and Periodic Reporting requested

When the *Report Characteristics* IE is set to 'Event F' (figure B.6), the Measurement Reporting procedure (Report A) is initiated always when the measured entity falls below the 'Measurement Threshold 1' and stays there for the 'Measurement Hysteresis Time' (T1 in figure B.6). If *Report Periodicity* IE is provided Node B shall also initiate Measurement Reporting procedure periodically. The periodic reporting continues although the measured entity rises above the 'Measurement Threshold 1' and is terminated by the Report B.

When the Report A conditions have been met and the measured entity rises above the 'Measurement Threshold 2' and stays there for the 'Measurement Hysteresis Time' (T1) Measurement Reporting procedure (Report B) is initiated and the periodic reporting is terminated.

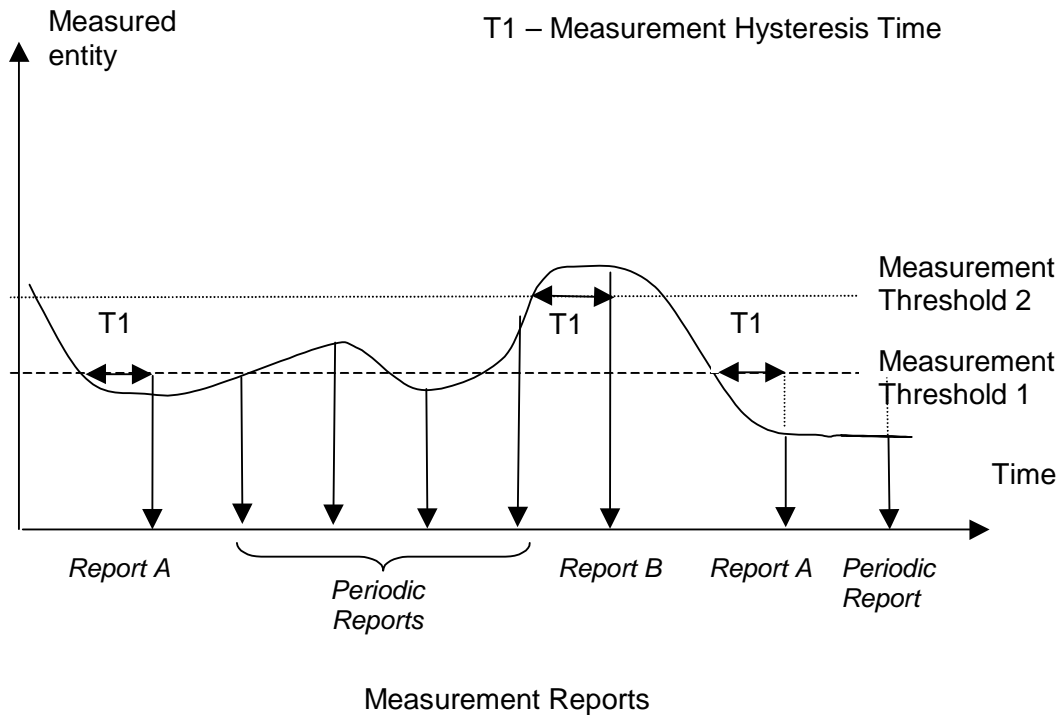


Figure B.6: Event F reporting with Hysteresis Time specified and Periodic Reporting requested

Annex C (informative): Guidelines for Usage of the Criticality Diagnostics IE

C.1 EXAMPLE MESSAGE Layout

Assume the following message format:

IE/Group Name	Presence	Range	IE type and reference	Semantics description	Criticality	Assigned Criticality
Message Type	M				YES	reject
Transaction ID	M				-	
A	M				YES	reject
B	M				YES	reject
>E		1..<maxE>			EACH	ignore
>>F		1..<maxF>			-	
>>>G		0..3, ...			EACH	ignore
>>H		1..<maxH>			EACH	ignore
>>>G		0..3, ...			EACH	ignore and notify
>>G	M				YES	reject
>>J		1..<maxJ>			-	
>>>G		0..3, ...			EACH	reject
C	M				YES	reject
>K		1..<maxK>			EACH	ignore and notify
>>L		1..<maxL>			-	
>>>M	O				-	
D	M				YES	reject

Note 1. The IEs F, J, and L do not have assigned criticality. The IEs F, J, and L are consequently realised as the ASN.1 type SEQUENCE OF of "ordinary" ASN.1 type, e.g. INTEGER. On the other hand, the repeatable IEs with assigned criticality are realised as the ASN.1 type SEQUENCE OF of an IE object, e.g. ProtocolIE-Single-Container.

For the corresponding ASN.1 layout, see subclause C.4.

C.2 Example on a Received EXAMPLE MESSAGE

Assume further more that a received message based on the above tabular format is according to the figure below.

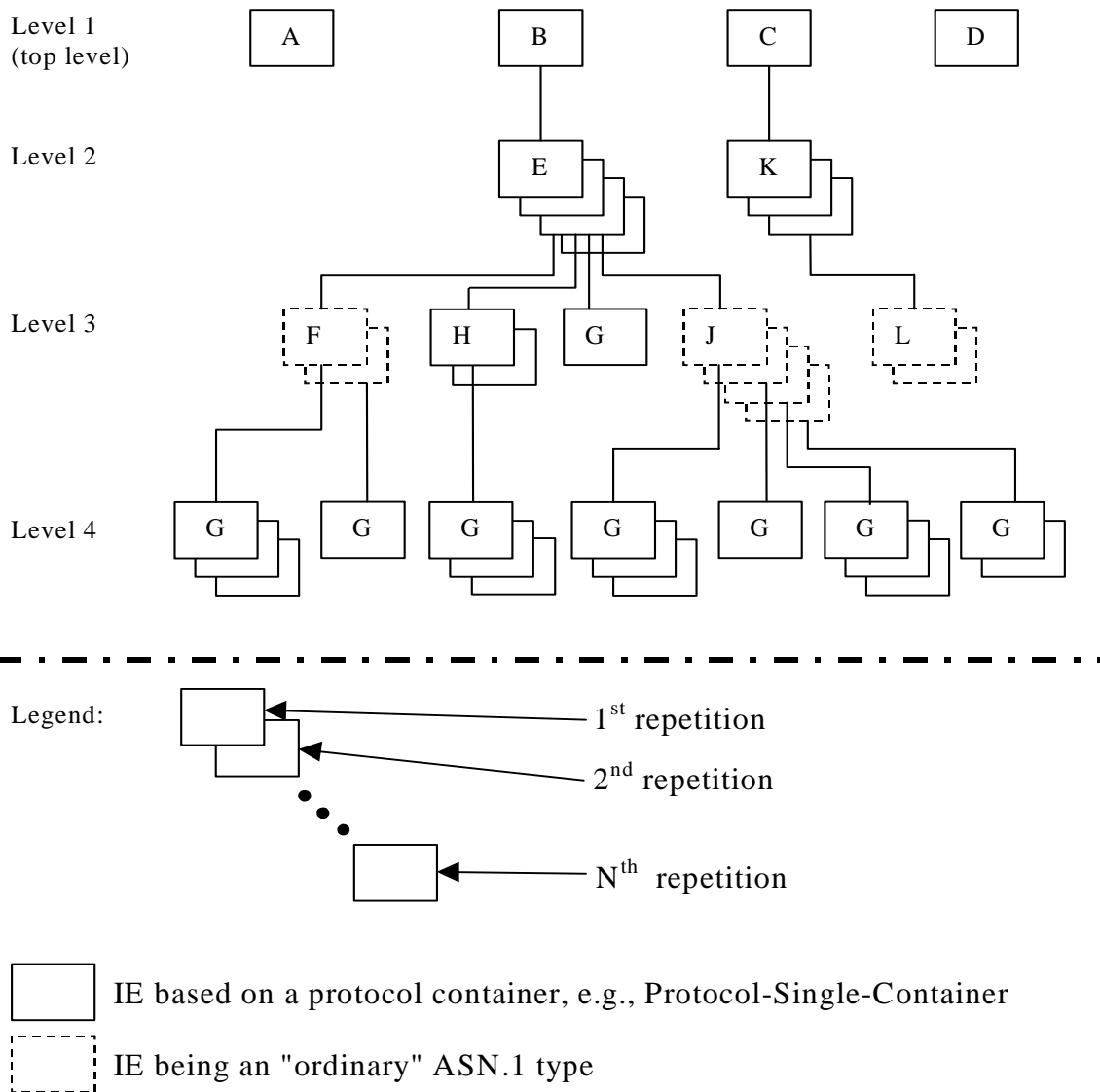


Figure C.1: Example of content of a received NBAP message based on the EXAMPLE MESSAGE

C.3 Content of Criticality Diagnostics

C.3.1 Example 1

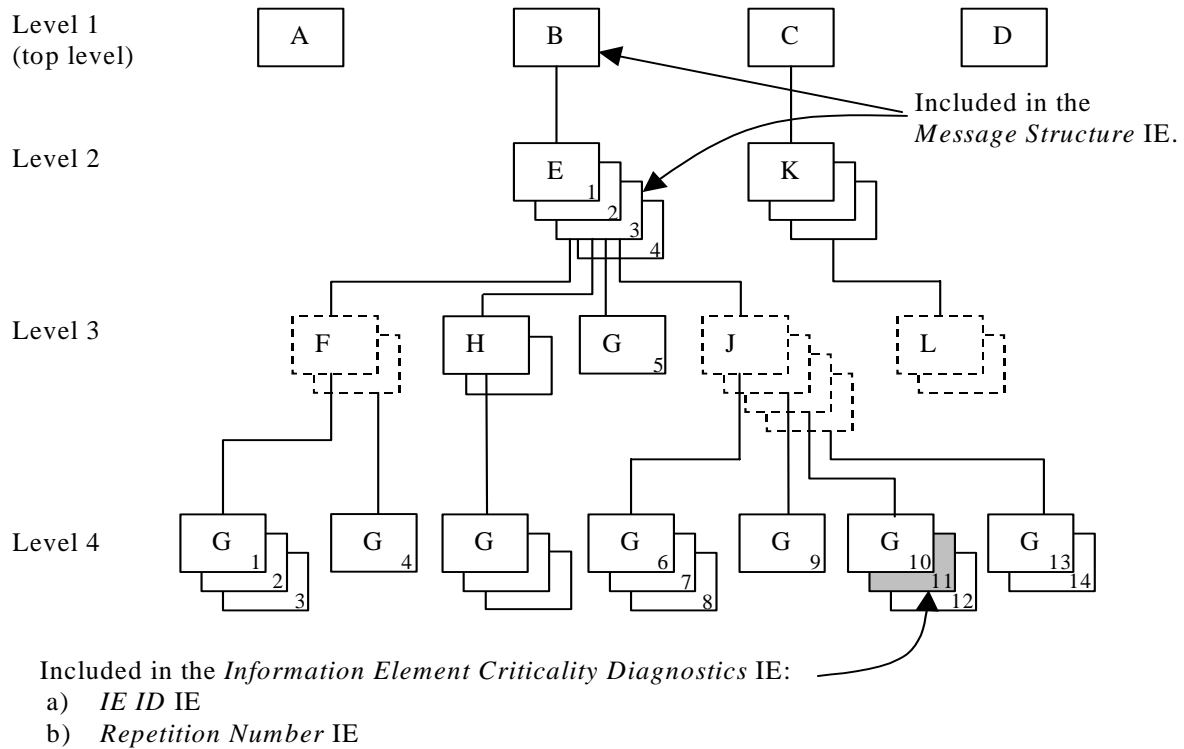


Figure C.2: Example of a received NBAP message containing a not comprehended IE

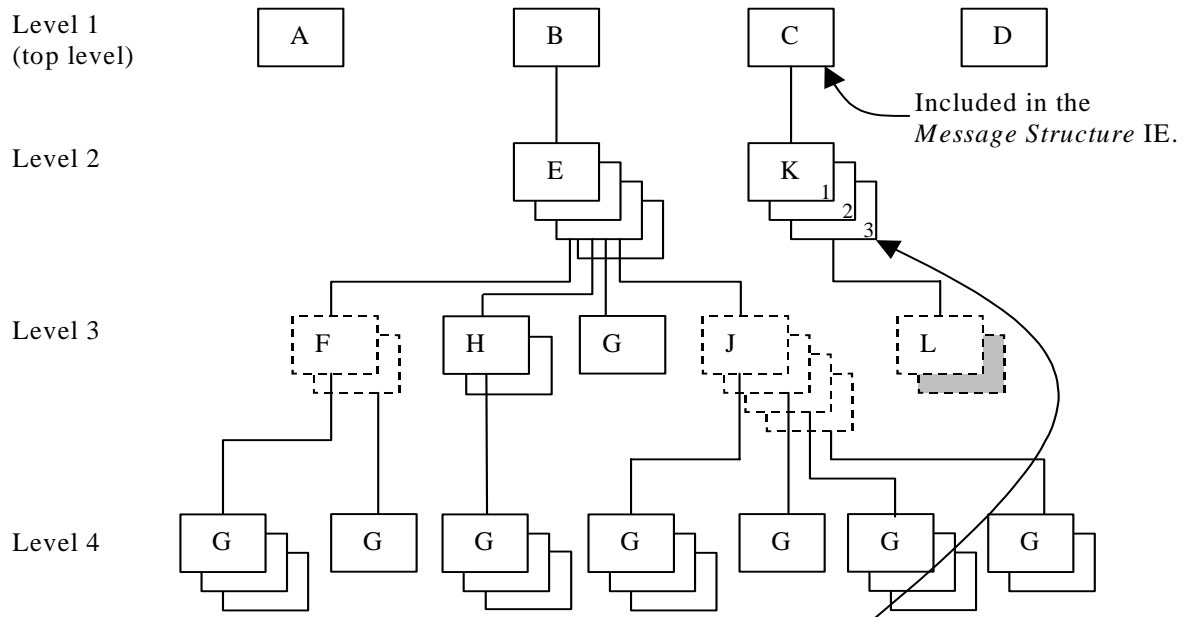
If there is an error within the instance marked as grey in the IE G in the IE J shown in the figure C.2 above, this will be reported within the *Information Element Criticality Diagnostics* IE within the *Criticality Diagnostics* IE as follows:

IE name	Value	Comment
IE Criticality	reject	Criticality for IE on the reported level, i.e. level 4.
IE ID	id-G	IE ID from the reported level, i.e. level 4.
Repetition Number	11	Repetition number on the reported level, i.e. level 4. (Since the IE E (level 2) is the lowest level included in the <i>Message Structure</i> IE this is the eleventh occurrence of IE G within the IE E (level 2).)
Type of Error	not understood	
<i>Message Structure, first repetition</i>		
>IE ID	id-B	IE ID from level 1.
<i>Message Structure, second repetition</i>		
>IE ID	id-E	IE ID from the lowest level above the reported level, i.e. level 2.
>Repetition Number	3	Repetition number from the lowest level above the reported level, i.e. level 2.

Note 2. The IE J on level 3 cannot be included in the *Message Structure* IE since they have no criticality of their own.

Note 3. The repetition number of the reported IE indicates the number of repetitions of IE G received up to the detected erroneous repetition, counting all occurrences of the IE G below the same instance of the previous level with assigned criticality (instance 3 of IE E on level 2).

C.3.2 Example 2



Included in the *Information Element Criticality Diagnostics IE*:

- a) *IE ID IE*
- b) *Repetition Number IE*

Figure C.3: Example of a received NBAP message containing a not comprehended IE

If there is an error within the second instance (marked as grey) in the sequence (IE L in the tabular format) on level 3 below IE K in the structure shown in the figure C.3 above, this will be reported within the *Information Element Criticality Diagnostics IE* within the *Criticality Diagnostics IE* as follows:

IE name	Value	Comment
IE Criticality	ignore and notify	Criticality for IE on the reported level, i.e. level 2.
IE ID	id-K	IE ID from the reported level, i.e. level 2.
Repetition Number	3	Repetition number on the reported level, i.e. level 2.
Type of Error	not understood	
<i>Message Structure, first repetition</i>		
>IE ID	id-C	IE ID from the lowest level above the reported level, i.e. level 1.

Note 4. The IE L on level 3 cannot be reported individually included in the *Message Structure IE* since it has no criticality of its own.

C.3.3 Example 3

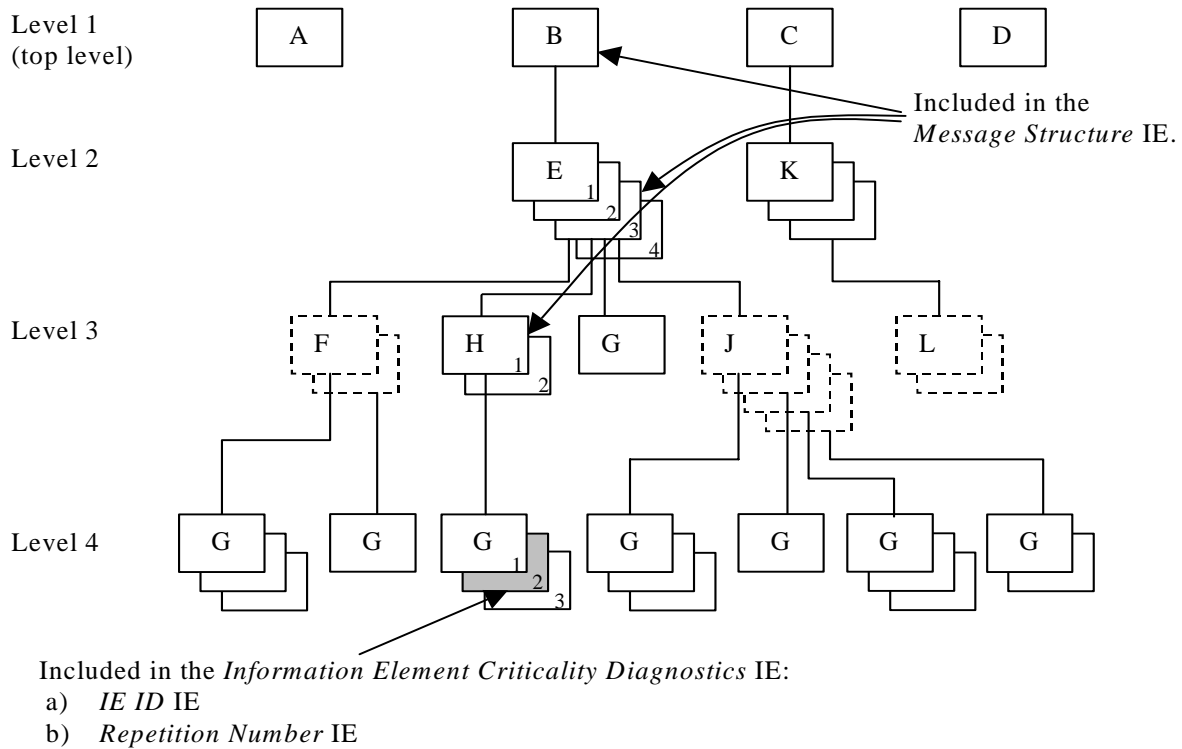


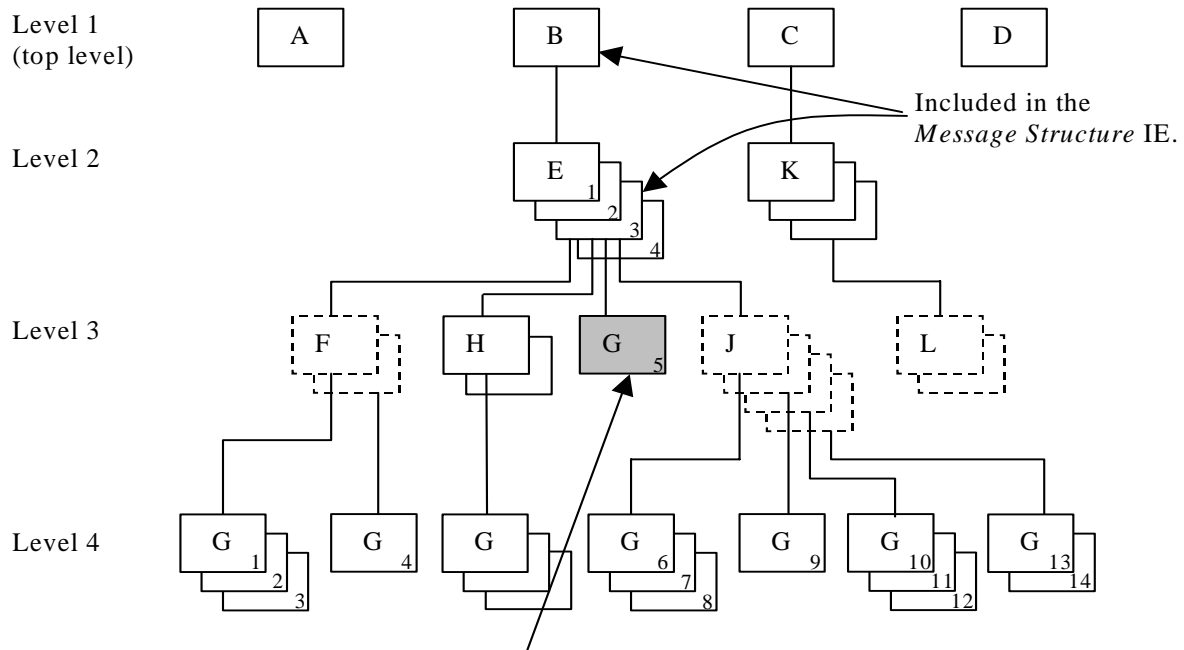
Figure C.4: Example of a received NBAP message containing a not comprehended IE

If there is an error within the instance marked as grey in the IE G in the IE H shown in the figure C.4 above, this will be reported within the *Information Element Criticality Diagnostics* IE within the *Criticality Diagnostics* IE as follows:

IE name	Value	Comment
IE Criticality	reject	Criticality for IE on the reported level, i.e. level 4.
IE ID	id-G	IE ID from the reported level, i.e. level 4.
Repetition Number	2	Repetition number on the reported level, i.e. level 4.
Type of Error	not understood	
<i>Message Structure, first repetition</i>		
>IE ID	id-B	IE ID from level 1.
<i>Message Structure, second repetition</i>		
>IE ID	id-E	IE ID from level 2.
>Repetition Number	3	Repetition number from level 2.
<i>Message Structure, third repetition</i>		
>IE ID	id-H	IE ID from the lowest level above the reported level, i.e. level 3.
>Repetition Number	1	Repetition number from the lowest level above the reported level, i.e. level 3.

Note 5. The repetition number of level 4 indicates the number of repetitions of IE G received up to the detected erroneous repetition, counted below the same instance of the previous level with assigned criticality (instance 1 of IE H on level 3).

C.3.4 Example 4



Included in the *Information Element Criticality Diagnostics* IE:

- a) *IE ID* IE
- b) *Repetition Number* IE

Figure C.5: Example of a received NBAP message containing a not comprehended IE

If there is an error within the instance marked as grey in the IE G in the IE E shown in the figure C.5 above, this will be reported within the *Information Element Criticality Diagnostics* IE within the *Criticality Diagnostics* IE as follows:

IE name	Value	Comment
IE Criticality	reject	Criticality for IE on the reported level, i.e. level 3.
IE ID	id-G	IE ID from the reported level, i.e. level 3.
Repetition Number	5	Repetition number on the reported level, i.e. level 3. (Since the IE E (level 2) is the lowest level included in the <i>Message Structure</i> IE this is the fifth occurrence of IE G within the IE E (level 2).
Type of Error	not understood	
<i>Message Structure, first repetition</i>		
>IE ID	id-B	IE ID from level 1.
<i>Message Structure, second repetition</i>		
>IE ID	id-E	IE ID from the lowest level above the reported level, i.e. level 2.
>Repetition Number	3	Repetition number from the lowest level above the reported level, i.e. level 2.

Note 6. The repetition number of the reported IE indicates the number of repetitions of IE G received up to the detected erroneous repetition, counting all occurrences of the IE G below the same instance of the previous level with assigned criticality (instance 3 of IE E on level 2).

C.3.5 Example 5

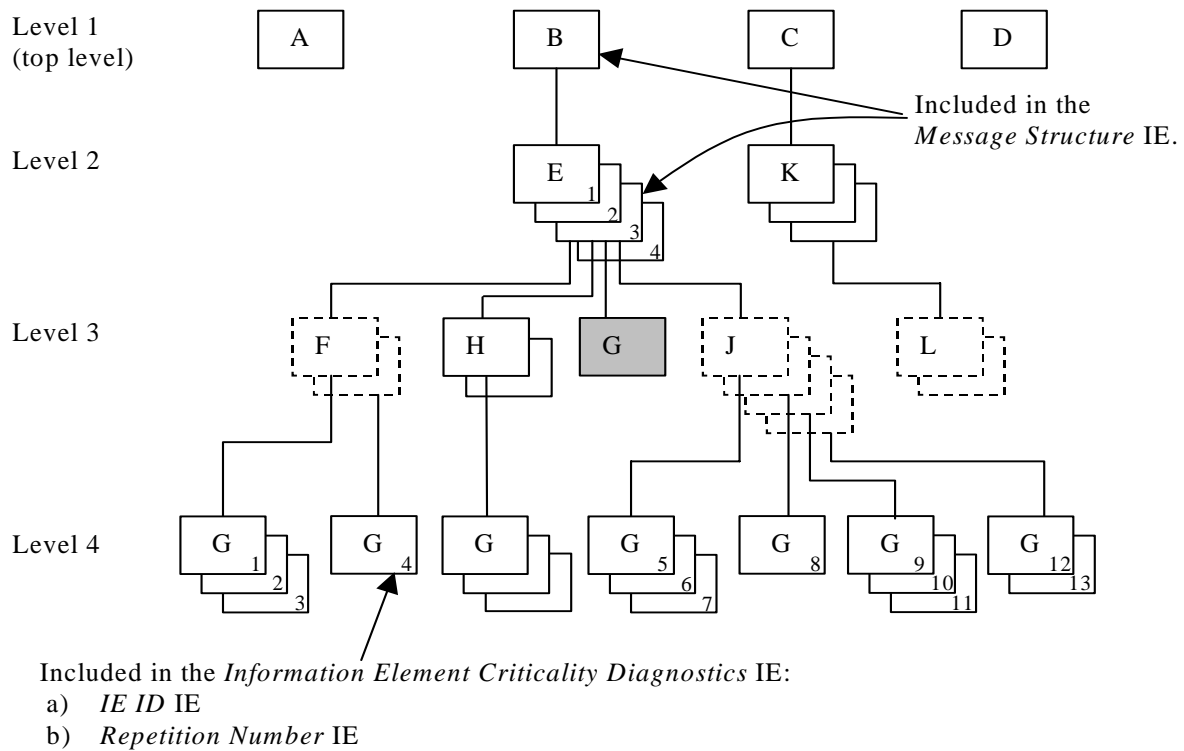


Figure C.6: Example of a received NBAP message with a missing IE

If the instance marked as grey in the IE G in the IE E shown in the figure C.6 above, is missing this will be reported within the *Information Element Criticality Diagnostics* IE within the *Criticality Diagnostics* IE as follows:

IE name	Value	Comment
IE Criticality	reject	Criticality for IE on the reported level, i.e. level 3.
IE ID	id-G	IE ID from the reported level, i.e. level 3.
Repetition Number	4	Repetition number up to the missing IE on the reported level, i.e. level 3. (Since the IE E (level 2) is the lowest level included in the <i>Message Structure</i> IE there have been four occurrences of IE G within the IE E (level 2) up to the missing occurrence.
Type of Error	missing	
<i>Message Structure, first repetition</i>		
>IE ID	id-B	IE ID from level 1.
<i>Message Structure, second repetition</i>		
>IE ID	id-E	IE ID from the lowest level above the reported level, i.e. level 2.
>Repetition Number	3	Repetition number from the lowest level above the reported level, i.e. level 2.

Note 7. The repetition number of the reported IE indicates the number of repetitions of IE G received up to but not including the missing occurrence, counting all occurrences of the IE G below the same instance of the previous level with assigned criticality (instance 3 of IE E on level 2).

C.4 ASN.1 of EXAMPLE MESSAGE

```

ExampleMessage ::= SEQUENCE {
    ProtocolIEs          ProtocolIE-Container          {{ExampleMessage-IEs}},
    ProtocolExtensions  ProtocolExtensionContainer  {{ExampleMessage-Extensions}}  OPTIONAL,
    ...
}

ExampleMessage-IEs NBAP-PROTOCOL-IES ::= {
    { ID id-A    CRITICALITY reject  TYPE A  PRESENCE mandatory} |
    { ID id-B    CRITICALITY reject  TYPE B  PRESENCE mandatory} |
    { ID id-C    CRITICALITY reject  TYPE C  PRESENCE mandatory} |
    { ID id-D    CRITICALITY reject  TYPE D  PRESENCE mandatory} ,
    ...
}

B ::= SEQUENCE {
    e                E-List,
    iE-Extensions   ProtocolExtensionContainer { {B-ExtIEs} }  OPTIONAL,
    ...
}

B-ExtIEs NBAP-PROTOCOL-EXTENSION ::= {
    ...
}

E-List ::= SEQUENCE (SIZE (1..maxE)) OF ProtocolIE-Single-Container { {E-IEs} }

E-IEs NBAP-PROTOCOL-IES ::= {
    { ID id-E    CRITICALITY ignore  TYPE E  PRESENCE mandatory }
}

E ::= SEQUENCE {
    f                F-List,
    h                H-List,
    g                G-List1,
    j                J-List,
    iE-Extensions   ProtocolExtensionContainer { {E-ExtIEs} }  OPTIONAL,
    ...
}

E-ExtIEs NBAP-PROTOCOL-EXTENSION ::= {
    ...
}

F-List ::= SEQUENCE (SIZE (1..maxF)) OF F

F ::= SEQUENCE {
    g                G-List2 OPTIONAL,
    iE-Extensions   ProtocolExtensionContainer { {F-ExtIEs} }  OPTIONAL,
    ...
}

F-ExtIEs NBAP-PROTOCOL-EXTENSION ::= {
    ...
}

G-List2 ::= SEQUENCE (SIZE (1..3, ...)) OF ProtocolIE-Single-Container { {G2-IEs} }

G2-IEs NBAP-PROTOCOL-IES ::= {
    { ID id-G    CRITICALITY ignore  TYPE G  PRESENCE mandatory }
}

H-List ::= SEQUENCE (SIZE (1..maxH)) OF ProtocolIE-Single-Container { {H-IEs} }

H-IEs NBAP-PROTOCOL-IES ::= {
    { ID id-H    CRITICALITY ignore  TYPE H  PRESENCE mandatory }
}

H ::= SEQUENCE {
    g                G-List3 OPTIONAL,
    iE-Extensions   ProtocolExtensionContainer { {H-ExtIEs} }  OPTIONAL,
    ...
}

H-ExtIEs NBAP-PROTOCOL-EXTENSION ::= {

```

```

    ...
}
G-List3 ::= SEQUENCE (SIZE (1..3, ...)) OF ProtocolIE-Single-Container { {G3-IEs} }
G3-IEs NBAP-PROTOCOL-IES ::= {
    { ID id-G    CRITICALITY notify  TYPE G  PRESENCE mandatory }
}
G-List1 ::= ProtocolIE-Single-Container { {G1-IEs} }
G1-IEs NBAP-PROTOCOL-IES ::= {
    { ID id-G    CRITICALITY reject  TYPE G  PRESENCE mandatory }
}
J-List ::= SEQUENCE (SIZE (1..maxJ)) OF J
J ::= SEQUENCE {
    g                G-List4 OPTIONAL,
    iE-Extensions    ProtocolExtensionContainer { {J-ExtIEs} } OPTIONAL,
    ...
}
J-ExtIEs    NBAP-PROTOCOL-EXTENSION ::= {
    ...
}
G-List4 ::= SEQUENCE (SIZE (1..3, ...)) OF ProtocolIE-Single-Container { {G4-IEs} }
G4-IEs NBAP-PROTOCOL-IES ::= {
    { ID id-G    CRITICALITY reject  TYPE G  PRESENCE mandatory }
}
C ::= SEQUENCE {
    k                K-List,
    iE-Extensions    ProtocolExtensionContainer { {C-ExtIEs} } OPTIONAL,
    ...
}
C-ExtIEs NBAP-PROTOCOL-EXTENSION ::= {
    ...
}
K-List ::= SEQUENCE (SIZE (1..maxK)) OF ProtocolIE-Single-Container { {K-IEs} }
K-IEs NBAP-PROTOCOL-IES ::= {
    { ID id-K    CRITICALITY notify  TYPE K  PRESENCE mandatory }
}
K ::= SEQUENCE {
    l                L-List,
    iE-Extensions    ProtocolExtensionContainer { {K-ExtIEs} } OPTIONAL,
    ...
}
K-ExtIEs NBAP-PROTOCOL-EXTENSION ::= {
    ...
}
L-List ::= SEQUENCE (SIZE (1..maxL)) OF L
L ::= SEQUENCE {
    m                M OPTIONAL,
    iE-Extensions    ProtocolExtensionContainer { {L-ExtIEs} } OPTIONAL,
    ...
}
L-ExtIEs NBAP-PROTOCOL-EXTENSION ::= {
    ...
}
ExampleMessage-Extensions NBAP-PROTOCOL-EXTENSION ::= {
    ...
}

```

Annex D (informative): Change history

Change history					
TSG RAN#	Version	CR	Tdoc RAN	New Version	Subject/Comment
RAN_06	-	-	RP-99764	3.0.0	Approved at TSG RAN #6 and placed under Change Control
RAN_07	3.0.0	-	-	3.1.0	Approved at TSG RAN #7
RAN_08	3.1.0	-	RP-000250	3.2.0	Approved at TSG RAN #8
RAN_08	3.1.0	-	RP-000251	3.2.0	Approved at TSG RAN #8
RAN_08	3.1.0	-	RP-000252	3.2.0	Approved at TSG RAN #8
RAN_08	3.1.0	-	RP-000253	3.2.0	Approved at TSG RAN #8
RAN_09	3.2.0	165 168- 170, 173- 178, 180- 189	RP-000386	3.3.0	Approved at TSG RAN #9
RAN_09	3.2.0	190- 200, 203 205 207 208 211 214 218- 219	RP-000387	3.3.0	Approved at TSG RAN #9
RAN_09	3.2.0	221 222 224- 228 233 244, 246	RP-000388	3.3.0	Approved at TSG RAN #9
RAN_09	3.2.0	247- 248	RP-000389	3.3.0	Approved at TSG RAN #9
RAN_10	3.3.0	250- 324	RP-000627 RP-000628 RP-000630 RP-000697	3.4.0	Approved at TSG RAN #10
RAN_10	3.4.0			3.4.1	Correct of headers
RAN_11	3.4.1	325- 330, 333- 336, 339- 342, 344, 346- 348, 350- 356, 365, 367- 371, 377- 379, 383, 385- 386, 388	RP-010125 RP-010126	3.5.0	Approved at TSG RAN #11

Change history							
Date	TSG #	TSG Doc.	CR	Rev	Subject/Comment	Old	New
March 01	11	RP-010160	373, 387		Approved at TSG RAN #11 and placed under Change Control	-	4.0.0
March 01	11	RP-010166	361		Approved at TSG RAN #11 and placed under Change Control	-	4.0.0
March 01	11	RP-010159	372, 374, 381		Approved at TSG RAN #11 and placed under Change Control	-	4.0.0
March 01	11	RP-010164	358, 359		Approved at TSG RAN #11 and placed under Change Control	-	4.0.0
March 01	11	RP-010167	362		Approved at TSG RAN #11 and placed under Change Control	-	4.0.0
06/2001	12	RP-010383	390, 392, 394, 396, 398, 400, 402, 404, 406		Approved at TSG RAN #12	4.0.0	4.1.0
06/2001	12	RP-010384	412, 416, 421, 423, 427, 431, 433, 437, 439, 441		Approved at TSG RAN #12	4.0.0	4.1.0
06/2001	12	RP-010385	449, 456, 462, 464, 467		Approved at TSG RAN #12	4.0.0	4.1.0
06/2001	12	RP-010396	413, 414, 415, 416, 417, 418, 419, 450, 451, 452, 453, 454, 465		Approved at TSG RAN #12	4.0.0	4.1.0
09/2001	13	RP-010587	410	2	Ambiguity in CM handling	4.1.0	4.2.0
09/2001	13	RP-010587	472		Correction to Information Block Deletion	4.1.0	4.2.0
09/2001	13	RP-010587	476		Clarification of the AICH power	4.1.0	4.2.0
09/2001	13	RP-010587	479	1	Transport bearer replacement clarification	4.1.0	4.2.0
09/2001	13	RP-010587	481	1	Corrections to the PDSCH Code Mapping IE	4.1.0	4.2.0
09/2001	13	RP-010587	484	1	Correction to the handling of DL Code Information in RL Reconfiguration procedures	4.1.0	4.2.0
09/2001	13	RP-010587	485	1	Correction to the Error handling of the ERROR INDICATION message	4.1.0	4.2.0
09/2001	13	RP-010587	486		Correct max Codes discrepancy between tabular and ASN.1	4.1.0	4.2.0
09/2001	13	RP-010587	488		S-CCPCH Corrections for TDD	4.1.0	4.2.0
09/2001	13	RP-010587	491	1	Nbap criticality	4.1.0	4.2.0
09/2001	13	RP-010588	500	1	Clarification of Abnormal Conditions/Unsuccessful Operation	4.1.0	4.2.0
09/2001	13	RP-010588	504		Error handling of erroneously present conditional IEs	4.1.0	4.2.0
09/2001	13	RP-010588	507	1	Correction for maxNrOfCPCs	4.1.0	4.2.0
09/2001	13	RP-010588	509	1	Correction for N_EOT	4.1.0	4.2.0
09/2001	13	RP-010588	513		Bitstrings ordering	4.1.0	4.2.0
09/2001	13	RP-010588	517		Mapping of TFCS to TFCI	4.1.0	4.2.0
09/2001	13	RP-010588	519		Correction of implementation of RAN#12 CRs	4.1.0	4.2.0
09/2001	13	RP-010588	521		TDD Channelisation code range definition	4.1.0	4.2.0
09/2001	13	RP-010588	524	1	Clarification of chapter 10	4.1.0	4.2.0
09/2001	13	RP-010588	526		Clarification of use of Diversity Control Indicator	4.1.0	4.2.0
09/2001	13	RP-010588	528	3	Clarification of coordinated DCHs	4.1.0	4.2.0
09/2001	13	RP-010599	468	2	Allowed Combinations of Dedicated Measurement Type and the Reporting Characteristics Type	4.1.0	4.2.0
09/2001	13	RP-010599	470		Support of 8PSK modulation for LCR TDD	4.1.0	4.2.0

09/2001	13	RP-010599	473		DPC Mode in Radio Link Addition procedure	4.1.0	4.2.0
09/2001	13	RP-010599	475		Correction on NBAP function	4.1.0	4.2.0
09/2001	13	RP-010599	498	1	Adding protocol container in CHOICE type IE	4.1.0	4.2.0
09/2001	13	RP-010599	501	1	Clarification of Abnormal Conditions/Unsuccessful Operation	4.1.0	4.2.0
09/2001	13	RP-010599	515	1	Corrections to position reporting	4.1.0	4.2.0
09/2001	13	RP-010599	518	2	CR to 25.433 v4.1.0: RX timing deviation as dedicated measurement for 1.28Mcps TDD	4.1.0	4.2.0
09/2001	13	RP-010599	522	1	Clarification on the Time Slot LCR	4.1.0	4.2.0
10/2001	-	-	-	-	Editorial correction to correct the header	4.2.0	4.2.1
12/2001	14	RP-010897	530	2	CR on Priority range	4.2.1	4.3.0
12/2001	14	RP-010862	534		Bitstrings ordering	4.2.1	4.3.0
12/2001	14	RP-010862	536		Added UTRAN modes in the IE Type and Reference and Semantics Description in IEs in NBAP messages	4.2.1	4.3.0
12/2001	14	RP-010862	538		Alignment to RAN4 spec for Transmitted Code Power Measurement	4.2.1	4.3.0
12/2001	14	RP-010862	540		Correction the Clause 10 Error Handling	4.2.1	4.3.0
12/2001	14	RP-010862	542		Clarification of TrCh Ordering in TFCS	4.2.1	4.3.0
12/2001	14	RP-010862	544		Addition of SIB15.4 and SIB18 to tabular	4.2.1	4.3.0
12/2001	14	RP-010862	550		Transmit Diversity for TDD	4.2.1	4.3.0
12/2001	14	RP-010862	552		Clarification for the definition of the ASN.1 constants	4.2.1	4.3.0
12/2001	14	RP-010862	559	1	Terminology Corrections	4.2.1	4.3.0
12/2001	14	RP-010863	560	1	Rel-4 specific terminology corrections	4.2.1	4.3.0
12/2001	14	RP-010863	562		Procedure Code Criticality in Error Indication	4.2.1	4.3.0
12/2001	14	RP-010863	565		Clarification for the Power Adjustment Type IE in the DL POWER CONTROL REQUEST message	4.2.1	4.3.0
12/2001	14	RP-010863	567	1	Forward Compatibility for DL Power Balancing	4.2.1	4.3.0
12/2001	14	RP-010863	569		Reconfiguration clarification	4.2.1	4.3.0
12/2001	14	RP-010863	571	2	Addition of amendment to clarify the PER encoding of bitstrings	4.2.1	4.3.0
12/2001	14	RP-010863	575	2	Transport Bearer replacement clarification for the DSCH case	4.2.1	4.3.0
12/2001	14	RP-010863	577		Clarification of the Transaction ID	4.2.1	4.3.0
12/2001	14	RP-010863	579	1	CPCH-related corrections	4.2.1	4.3.0
12/2001	14	RP-010863	582		Correction of S field length	4.2.1	4.3.0
12/2001	14	RP-010874	546	1	Correction of drift rate resolution	4.2.1	4.3.0
12/2001	14	RP-010874	547		Cell Parameter ID IE definition for 1.28Mcps TDD	4.2.1	4.3.0
12/2001	14	RP-010874	548		Amendment of the RADIO LINK ADDITION RESPONSE TDD message for LCR TDD	4.2.1	4.3.0
12/2001	14	RP-010874	580	2	SFN-SFN quality indication	4.2.1	4.3.0
12/2001	14	RP-010912	545	1	Correction to SFN-SFN Observed Time Difference Measurement report mapping	4.2.1	4.3.0
03/2002	15	RP-020174	591	1	Incorrect Physical Shared Channel TDD Procedure definition in ASN.1	4.3.0	4.4.0
03/2002	15	RP-020174	593		Removal of criticality information for Transaction ID in the ERROR INDICATION message	4.3.0	4.4.0
03/2002	15	RP-020174	600		Clarification to measurement unit at Higher Layer Filtering.	4.3.0	4.4.0
03/2002	15	RP-020174	605		Correction of the Limited Power Increase in Synchronised Radio Link Reconfiguration Preparation	4.3.0	4.4.0
03/2002	15	RP-020174	623	1	Correction to physical channels which SCTD can be applied (lub)	4.3.0	4.4.0
03/2002	15	RP-020182	585	1	Corrections to the Information Exchange Initiation procedure	4.3.0	4.4.0
03/2002	15	RP-020182	586	1	Correction to UE position measurements quality and threshold information	4.3.0	4.4.0
03/2002	15	RP-020182	587	1	Correction to UE position measurements change and deviation limit formulas	4.3.0	4.4.0
03/2002	15	RP-020182	601	1	Modification of the T_urban-gps length	4.3.0	4.4.0
03/2002	15	RP-020182	606		Amendment of the COMMON MEASUREMENT INITIATION REQUEST message	4.3.0	4.4.0
03/2002	15	RP-020182	609	1	ASN.1 and tabular amendments for LCR TDD	4.3.0	4.4.0
03/2002	15	RP-020182	610		Midamble shift LCR in the PHYSICAL SHARED CHANNEL RECONFIGURATION REQUEST [TDD] message	4.3.0	4.4.0
03/2002	15	RP-020182	617		NBAP Rapporteur corrections	4.3.0	4.4.0
03/2002	15	RP-020231	628	2	Removing of channel coding option "no coding" for FDD	4.3.0	4.4.0
03/2002	15	RP-020188	425	4	DL Power Capability as a shared resource between Cells	4.4.0	5.0.0
03/2002	15	RP-020188	496	4	Power Balancing Activation with Radio Link Setup and Radio Link Addition procedures in NBAP	4.4.0	5.0.0
03/2002	15	RP-020188	497	3	Power Balancing Restart with Radio Link Reconfiguration procedure in NBAP	4.4.0	5.0.0

03/2002	15	RP-020188	502	2	Initial DL Power After addition of CCTrCH in Synchronized Reconfiguration	4.4.0	5.0.0
03/2002	15	RP-020194	583		NBAP Signalling support for flexible hard split	4.4.0	5.0.0
03/2002	15	RP-020193	584	3	Add IPDL parameters for LCR TDD in CELL SETUP REQUEST and CELL RECONFIGURATION REQUEST in NBAP message.	4.4.0	5.0.0
03/2002	15	RP-020198	588	1	Re-arrangement of Iub Transport Bearers	4.4.0	5.0.0
03/2002	15	RP-020190	589	2	HSDPA NBAP Common Procedure Modifications	4.4.0	5.0.0
03/2002	15	RP-020189	597	2	Introduction of IP Transport option in UTRAN	4.4.0	5.0.0
03/2002	15	RP-020188	598		Introduction separate max PDSCH power limitation	4.4.0	5.0.0
03/2002	15	RP-020199	602	2	Separation of Resource Reservation and Radio Link Activation	4.4.0	5.0.0
03/2002	15	RP-020196	603		Introduction of RL Timing Adjustment support	4.4.0	5.0.0
03/2002	15	RP-020193	607	1	Introduction of the Neighbouring TDD Cell Measurement Information LCR	4.4.0	5.0.0
03/2002	15	RP-020191	608	2	Node B synchronisation for 1.28Mcps TDD	4.4.0	5.0.0
03/2002	15	RP-020190	612	3	HSDPA RL-Level Signalling for TDD & FDD	4.4.0	5.0.0
03/2002	15	RP-020193	613	1	Introduction of Angle of Arrival enhanced UE positioning for 1.28Mcps TDD in NBAP	4.4.0	5.0.0
03/2002	15	RP-020194	626		NBAP changes for TFCI power control in DSCH hard split mode	4.4.0	5.0.0

History

Document history		
V5.0.0	March 2002	Publication