

# ETSI TS 129 364 V11.2.0 (2013-04)



Technical Specification

**Digital cellular telecommunications system (Phase 2+);  
Universal Mobile Telecommunications System (UMTS);  
LTE;  
IP Multimedia Subsystem (IMS) Application Server (AS)  
service data descriptions for AS interoperability  
(3GPP TS 29.364 version 11.2.0 Release 11)**



---

Reference

RTS/TSGC-0429364vb20

---

Keywords

GSM,LTE,UMTS

**ETSI**

650 Route des Lucioles  
F-06921 Sophia Antipolis Cedex - FRANCE

Tel.: +33 4 92 94 42 00 Fax: +33 4 93 65 47 16

Siret N° 348 623 562 00017 - NAF 742 C  
Association à but non lucratif enregistrée à la  
Sous-Préfecture de Grasse (06) N° 7803/88

---

**Important notice**

Individual copies of the present document can be downloaded from:

<http://www.etsi.org>

The present document may be made available in more than one electronic version or in print. In any case of existing or perceived difference in contents between such versions, the reference version is the Portable Document Format (PDF). In case of dispute, the reference shall be the printing on ETSI printers of the PDF version kept on a specific network drive within ETSI Secretariat.

Users of the present document should be aware that the document may be subject to revision or change of status. Information on the current status of this and other ETSI documents is available at

<http://portal.etsi.org/tb/status/status.asp>

If you find errors in the present document, please send your comment to one of the following services:

[http://portal.etsi.org/chaicor/ETSI\\_support.asp](http://portal.etsi.org/chaicor/ETSI_support.asp)

---

**Copyright Notification**

No part may be reproduced except as authorized by written permission.  
The copyright and the foregoing restriction extend to reproduction in all media.

© European Telecommunications Standards Institute 2013.  
All rights reserved.

DECT™, PLUGTESTS™, UMTS™ and the ETSI logo are Trade Marks of ETSI registered for the benefit of its Members.  
3GPP™ and LTE™ are Trade Marks of ETSI registered for the benefit of its Members and  
of the 3GPP Organizational Partners.  
GSM® and the GSM logo are Trade Marks registered and owned by the GSM Association.

---

## Intellectual Property Rights

IPRs essential or potentially essential to the present document may have been declared to ETSI. The information pertaining to these essential IPRs, if any, is publicly available for **ETSI members and non-members**, and can be found in ETSI SR 000 314: *"Intellectual Property Rights (IPRs); Essential, or potentially Essential, IPRs notified to ETSI in respect of ETSI standards"*, which is available from the ETSI Secretariat. Latest updates are available on the ETSI Web server (<http://ipr.etsi.org>).

Pursuant to the ETSI IPR Policy, no investigation, including IPR searches, has been carried out by ETSI. No guarantee can be given as to the existence of other IPRs not referenced in ETSI SR 000 314 (or the updates on the ETSI Web server) which are, or may be, or may become, essential to the present document.

---

## Foreword

This Technical Specification (TS) has been produced by ETSI 3rd Generation Partnership Project (3GPP).

The present document may refer to technical specifications or reports using their 3GPP identities, UMTS identities or GSM identities. These should be interpreted as being references to the corresponding ETSI deliverables.

The cross reference between GSM, UMTS, 3GPP and ETSI identities can be found under <http://webapp.etsi.org/key/queryform.asp>.

# Contents

Intellectual Property Rights .....	2
Foreword.....	2
Foreword.....	7
Introduction .....	7
1 Scope .....	8
2 References .....	8
3 Definitions, symbols and abbreviations .....	9
3.1 Definitions .....	9
3.2 Abbreviations .....	9
4 General .....	10
5 Architecture.....	10
6 Specification with the binary option .....	11
6.1 MMTEL service content with the binary option.....	11
6.1.1 List of IMS Multimedia Telephony supplementary services .....	11
6.1.2 Subset of MMTEL services matching PSTN/ISDN and CS supplementary services.....	12
6.1.2.1 Originating Identification Presentation (OIP) .....	12
6.1.2.2 Originating Identification Restriction (OIR).....	12
6.1.2.3 Terminating Identification Presentation (TIP) .....	12
6.1.2.4 Terminating Identification Restriction (TIR).....	13
6.1.2.5 Malicious Communication IDentification (MCID).....	13
6.1.2.6 Anonymous Communication Rejection (ACR).....	13
6.1.2.7 Communication DIVersion (CDIV).....	13
6.1.2.7.1 Subscription options for CDIV services .....	14
6.1.2.7.2 Communication Forwarding Unconditional (CFU).....	14
6.1.2.7.3 Communication Forwarding Busy (CFB) .....	15
6.1.2.7.4 Communication Forwarding No Reply (CFNR) .....	15
6.1.2.7.5 Communication Forwarding on Not Logged in (CFNL).....	15
6.1.2.7.6 Communication Deflection (CD) .....	15
6.1.2.7.7 Communication Forwarding on Subscriber Not Reachable (CFNRc).....	15
6.1.2.7.8 Communication Diversion Notification (CDIVN) .....	16
6.1.2.7.9 Network provider options for CDIV services.....	16
6.1.2.8 Communication Waiting (CW) .....	16
6.1.2.9 Communication HOLD (HOLD) .....	16
6.1.2.10 Communication Barring (CB).....	16
6.1.2.11 Completion of Communications to Busy Subscriber (CCBS) .....	17
6.1.2.12 Completion of Communications on No Reply (CCNR).....	17
6.1.2.13 Message Waiting Indication (MWI).....	17
6.1.2.14 CONFerence (CONF) .....	17
6.1.2.15 Advice Of Charge (AOC) .....	17
6.1.2.16 Explicit Communication Transfer (ECT).....	18
6.1.2.17 Reverse Charging .....	18
6.1.2.18 Closed User Group (CUG).....	18
6.1.2.19 Three-Party (3PTY) .....	18
6.1.2.20 Flexible Alerting (FA).....	18
6.1.2.21 Customized Alerting Tones (CAT).....	18
6.2 Datasets and Service Indications .....	19
6.2.1 Introduction.....	19
6.2.2 Datasets.....	19
6.2.3 Service Indications.....	19
6.3 Binary coding general .....	19
6.3.1 Introduction.....	19

6.3.2	Dataset layout .....	19
6.3.3	Order .....	20
6.3.4	Character representation .....	20
6.3.5	Byte representation .....	20
6.3.6	Variable size data .....	20
6.3.7	Variable length data constraints .....	21
6.4	Binary coding of datasets .....	21
6.4.1	Dataset Header .....	21
6.4.2	MMTEL-PSTN-ISDN-CS Dataset .....	22
6.4.2.1	MMTEL-PSTN-ISDN-CS Dataset content .....	22
6.4.2.2	Dataset Header .....	23
6.4.2.3	service_authorisation .....	23
6.4.2.4	service_activation .....	24
6.4.2.5	identity_services_param .....	24
6.4.2.6	CFU_param .....	24
6.4.2.7	CFB_param .....	25
6.4.2.8	CFNR_param .....	25
6.4.2.9	CFNRc_param .....	25
6.4.2.10	CFNL_param .....	26
6.4.2.11	CD_param .....	26
6.4.2.12	Subscription options of CDIV Services .....	26
6.4.2.12A	CDIV_network_provider_options .....	27
6.4.2.13	CW_param .....	28
6.4.2.14	ICB_param .....	28
6.4.2.15	OCB_param .....	28
6.4.2.16	Void .....	29
6.4.3	AOC Dataset .....	29
6.4.3.1	AOC Dataset content .....	29
6.4.3.2	Dataset Header .....	29
6.4.3.3	AOC_service_type .....	29
6.4.3.4	AOC_service_obligatory_type .....	30
6.4.3.5	Preferred_AOC_currency .....	30
6.4.3.6	AOC_format .....	30
6.4.4	FA Pilot Dataset .....	31
6.4.4.1	FA Pilot Dataset contentTable .....	31
6.4.4.2	Dataset Header .....	31
6.4.4.3	FA_pilot_param .....	32
6.4.4.4	FA_members_list_pointer .....	32
6.4.4.5	FA_members_number .....	32
6.4.4.6	FA_members_list .....	32
6.4.4.7	FA_member_IMPU .....	32
6.4.5	FA Member Dataset .....	33
6.4.5.1	FA Member Dataset content .....	33
6.4.5.2	Dataset Header .....	33
6.4.5.3	FA_member_param .....	33
6.4.5.4	FA_groups_list_pointer .....	33
6.4.5.5	FA_groups_number .....	33
6.4.5.6	FA_groups_list .....	34
6.4.5.7	FA_group_param .....	34
6.4.5.8	FA_pilot_IMPU .....	34
6.5	Compatibility mechanism .....	35
6.5.1	General .....	35
6.5.2	Reserved fields .....	35
6.5.3	Addition of new datasets .....	35
7	MMTEL service data definition based on XML .....	35
7.1	General principles .....	35
7.2	MMTEL services specification .....	35
7.2.0	Service Indications .....	35
7.2.1	MMTEL services schema .....	36
7.2.2	OIP service .....	38
7.2.3	OIR service .....	38

7.2.3.1	User defined data .....	38
7.2.3.2	Operator defined data.....	38
7.2.3.2.1	Data semantics.....	38
7.2.3.2.2	XML Schema .....	38
7.2.4	TIP service.....	39
7.2.5	TIR service.....	39
7.2.5.1	User defined data .....	39
7.2.5.2	Operator defined data.....	39
7.2.5.2.1	Data semantics.....	39
7.2.5.2.2	XML Schema .....	39
7.2.6	MCID service.....	40
7.2.6.1	User defined data .....	40
7.2.6.2	Operator defined data.....	40
7.2.6.2.1	Data semantics.....	40
7.2.6.2.2	XML schema .....	40
7.2.7	ACR service.....	41
7.2.8	CDIV service .....	41
7.2.8.1	User defined data .....	41
7.2.8.2	Operator defined data.....	41
7.2.8.2.1	Data semantics.....	41
7.2.8.2.2	XML Schema .....	41
7.2.9	CW service.....	42
7.2.9.1	User defined data .....	42
7.2.9.2	Operator defined data.....	42
7.2.9.2.1	Data semantics.....	42
7.2.9.2.2	XML Schema .....	42
7.2.10	HOLD service .....	42
7.2.10.1	User defined data .....	42
7.2.10.2	Operator defined data.....	43
7.2.10.2.1	Data semantics.....	43
7.2.10.2.2	XML Schema .....	43
7.2.11	CB service.....	43
7.2.11.1	User defined data .....	43
7.2.11.2	Operator defined data.....	43
7.2.11.2.1	Data semantics.....	43
7.2.11.2.2	XML Schema .....	43
7.2.12	CCBS/CCNR service.....	43
7.2.12.1	User defined data .....	43
7.2.12.2	Operator defined data.....	44
7.2.12.2.1	Data semantics.....	44
7.2.12.2.1	XML Schema .....	44
7.2.13	MWI service .....	44
7.2.13.1	User defined data .....	44
7.2.13.2	Operator defined data.....	44
7.2.13.2.1	Data semantics.....	44
7.2.13.2.2	XML Schema .....	44
7.2.14	CONF service .....	44
7.2.14.1	User defined data .....	44
7.2.14.2	Operator defined data.....	45
7.2.14.2.1	Data semantics.....	45
7.2.14.2.2	XML Schema .....	45
7.2.15	AOC service.....	45
7.2.15.1	User defined data .....	45
7.2.15.2	Operator defined data.....	45
7.2.15.2.1	Data semantics.....	45
7.2.15.2.2	XML Schema .....	45
7.2.16	ECT service .....	46
7.2.16.1	User defined data .....	46
7.2.16.2	Operator defined data.....	46
7.2.16.2.1	Data semantics.....	46
7.2.16.2.2	XML Schema .....	46
7.2.17	Reverse charging service .....	47

7.2.18	CUG service.....	47
7.2.18.1	User defined data .....	47
7.2.18.2	Operator defined data.....	47
7.2.19	3PTY service .....	47
7.2.20	FA service.....	47
7.2.20.1	User defined data .....	47
7.2.20.1	Operator defined data.....	47
7.2.20.1.1	Data semantics.....	47
7.2.20.1.2	XML schema .....	47
7.2.21	Void .....	48
7.2.22	CAT service.....	48
7.2.22.1	User defined data .....	48
7.2.22.2	Operator defined data.....	48
7.2.22.2.1	Data semantics.....	48
7.2.22.2.2	XML Schema .....	48
8	Mechanisms for transfer of Service Data between Application Server and the HSS for AS interoperability .....	50
8.1	Sh procedures to transfer Service Data.....	50
8.2	Base64 data encoding.....	50
9	IMS user group.....	50
9.1	General .....	50
9.2	Group identification and service indications .....	51
9.3	Information elements.....	51
9.3.1	Information elements associated to a IMS user group .....	51
9.3.2	Information elements associated to a IMS group member.....	51
9.4	XML schemas .....	51
9.4.1	XML schema of the IMS group data .....	51
9.4.2	XML schema of the IMS group member data .....	52
10	ODB Information for IMS Oriented Services .....	52
10.1	Service Indication.....	52
10.2	IMS-ODB-Information schema .....	53
<b>Annex A (informative):</b>	<b>Dataset example with variable length data.....</b>	<b>57</b>
<b>Annex B (informative):</b>	<b>Change history .....</b>	<b>58</b>
History .....		59

---

## Foreword

This Technical Specification has been produced by the 3<sup>rd</sup> Generation Partnership Project (3GPP).

The contents of the present document are subject to continuing work within the TSG and may change following formal TSG approval. Should the TSG modify the contents of the present document, it will be re-released by the TSG with an identifying change of release date and an increase in version number as follows:

Version x.y.z

where:

- x the first digit:
  - 1 presented to TSG for information;
  - 2 presented to TSG for approval;
  - 3 or greater indicates TSG approved document under change control.
- y the second digit is incremented for all changes of substance, i.e. technical enhancements, corrections, updates, etc.
- z the third digit is incremented when editorial only changes have been incorporated in the document.

---

## Introduction

Application Servers can store their service data on the HSS through the Sh interface as transparent data, meaning that the HSS may not be aware of the structure and the semantics of this data, only the Application Server has this knowledge. Standardizing the data formats would facilitate interoperation among Application Servers supplied by the same, or different, vendors. These Application Server vendors may be primary and secondary suppliers of the same service provider within a service provider's IMS network. This is especially true for the Multimedia Telephony supplementary services that can achieve a wide deployment and are here addressed by this specification.



---

# 1 Scope

This specification standardizes

- the structure and the coding of the service data that are transported over the Sh interface between an Application Server supporting Multimedia Telephony supplementary services as defined in 3GPP TS 22.173 [1] and the HSS. Two optional formats are specified. One is based on a binary coding of the service data and supports the subset of MMTEL services corresponding to PSTN/ISDN and CS supplementary services. The other uses an XML format and supports the full set of MMTEL Services.
- the structure and the coding of a set of generic IMS user group data over the Sh interface.
- the structure and the coding of the service data (ODB Information for IMS Oriented Services) that are transported over the Sh interface between an Application Server supporting services that are subject to IMS-ODB as defined in 3GPP TS 22.041[25] and the HSS.

---

# 2 References

The following documents contain provisions which, through reference in this text, constitute provisions of the present document.

- References are either specific (identified by date of publication, edition number, version number, etc.) or non-specific.
- For a specific reference, subsequent revisions do not apply.
- For a non-specific reference, the latest version applies. In the case of a reference to a 3GPP document (including a GSM document), a non-specific reference implicitly refers to the latest version of that document *in the same Release as the present document*.

- [1] 3GPP TS 22.173: "IP Multimedia Core Network Subsystem (IMS) Multimedia Telephony Service and supplementary services; Stage 1".
- [2] 3GPP TS 24.604: "Communication Diversion (CDIV); Protocol specification using IP Multimedia (IM) Core Network (CN) subsystem; Protocol specification".
- [3] 3GPP TS 24.605: "Conference (CONF) using IP Multimedia (IM) Core Network (CN) subsystem; Protocol specification".
- [4] 3GPP TS 24.606: "Message Waiting Indication (MWI) using IP Multimedia (IM) Core Network (CN) subsystem; Protocol specification".
- [5] 3GPP TS 24.607: "Originating Identification Presentation (OIP) and Originating Identification Restriction (OIR) using IP Multimedia (IM) Core Network (CN) subsystem; Protocol specification".
- [6] 3GPP TS 24.608: "Terminating Identification Presentation (TIP) and Terminating Identification Restriction (TIR) using IP Multimedia (IM) Core Network (CN) subsystem; Protocol specification".
- [7] 3GPP TS 24.610: "Communication HOLD (HOLD) using IP Multimedia (IM) Core Network (CN) subsystem; Protocol specification".
- [8] 3GPP TS 24.611: "Anonymous Communication Rejection (ACR) and Communication Barring (CB) using IP Multimedia (IM) Core Network (CN) subsystem; Protocol specification".
- [9] 3GPP TS 24.615: "Communication Waiting (CW) using IP Multimedia (IM) Core Network (CN) subsystem; Protocol specification".
- [10] 3GPP TS 24.616: "Malicious Communication Identification (MCID) using IP Multimedia (IM) Core Network (CN) subsystem; Protocol specification".

- [11] 3GPP TS 24.629: "Explicit Communication Transfer (ECT) using IP Multimedia (IM) Core Network (CN) subsystem; Protocol specification".
- [12] 3GPP TS 24.642: "Completion of Communications to Busy Subscriber (CCBS), Completion of Communications by No Reply (CCNR) using IP Multimedia (IM) Core Network (CN) subsystem; Protocol specification".
- [13] 3GPP TS 24.647: "Advice Of Charge (AOC) using IP Multimedia (IM) Core Network (CN) subsystem; Protocol specification".
- [14] 3GPP TS 24.654: "Closed User Group (CUG) using IP Multimedia (IM) Core Network (CN) subsystem; Protocol specification".
- [15] 3GPP TS 24.239: "Flexible Alerting (FA) using IP Multimedia (IM) Core Network (CN) subsystem; Protocol specification".
- [16] 3GPP TR 21.905: "Vocabulary for 3GPP Specifications".
- [17] 3GPP TS 29.328: "IP Multimedia (IM) Subsystem Sh interface; Signalling flows and message contents".
- [18] 3GPP TS 24.238: " Session Initiation Protocol (SIP) based user configuration; Stage 3".
- [19] IETF RFC 2045: "Multipurpose Internet Mail Extension (MIME) Part One: Format of Internet Message Bodies".
- [20] 3GPP TS 22.182: "Customized Alerting Tones (CAT) Requirements; Stage 1".
- [21] 3GPP TS 24.182: " IP Multimedia Subsystem (IMS) Customized Alerting Tones (CAT); Protocol specification".
- [22] 3GPP TS 32.280: "Telecommunication management; Charging management; Advice of Charge (AoC) service".
- [23] ISO 4217: "Codes for the representation of currencies and funds ".
- [24] 3GPP TS 23.003: "Numbering, addressing and identification".
- [25] 3GPP TS 22.041: "Operator Determined Barring (ODB)".

---

## 3 Definitions, symbols and abbreviations

### 3.1 Definitions

For the purposes of the present document, the terms and definitions given in TR 21.905 [16] apply.

### 3.2 Abbreviations

For the purposes of the present document, the abbreviations given in TR 21.905 [1] and the following apply. An abbreviation defined in the present document takes precedence over the definition of the same abbreviation, if any, in TR 21.905 [16].

3PTY	Three-Party Communication
ACR	Anonymous Communication Rejection
AOC-C	Advice Of Charge - Charging
AOC-D	Advice Of Charge - During the communication
AOC-E	Advice Of Charge - at the End of the communication
AOC-I	Advice Of Charge - for Information
AOC-S	Advice Of Charge - at communication Set-up time
AS	Application Server
CAT	Customized Alerting Tones

CB	Communication session Barring
CCBS	Completion of Communication sessions to Busy Subscriber
CCNR	Completion of Communication sessions on No Reply
CD	Communication Deflection
CDIV	Communication DIVersion
CDIVN	CDIV Notification
CFB	Communication Forwarding Busy
CFNL	Communication Forwarding on Not Logged-in
CFNR	Communication Forwarding No Reply
CFNRc	Communication Forwarding on Subscriber Not Reachable
CFU	Communication Forwarding Unconditional
CONF	CONFerence
CUG	Closed User Group
CW	Communication Waiting
ECT	Explicit Communication Transfer
FA	Flexible Alerting
GRUU	Globally Routable User agent URI
HOLD	Communication HOLD
ICB	Incoming Communications Barring
MCID	Malicious Communication IDentification
MMTEL	MultiMedia Telephony
MWI	Message Waiting Indication
OCB	Outgoing Communications Barring
OIP	Originating Identification Presentation
OIR	Originating Identification Restriction
TIP	Terminating Identification Presentation
TIR	Terminating Identification Restriction

---

## 4 General

MMTEL Services are supported by Application Servers that may store the Service Data attached to each user in the HSS via the Sh Interface. This data is referred to as transparent data and is understood syntactically but not semantically by the HSS.

Different ASs providing MMTEL services for a given user may be required. Therefore several ASs should access, utilise and update the Service Data for the user stored in the HSS. The ASs should interoperate and share the Service Data attached to this user.

To aid the interoperability between ASs, this specification defines:

- the structure and the coding of the Service Data transferred over the Sh interface between the HSS and the ASs for MMTEL services,
- the use of the Sh procedures to ensure the sharing and synchronization of these Service Data between ASs,
- additional transfer mechanism such as base64 encoding.

Two optional formats are defined for the structure and the coding of the Service Data:

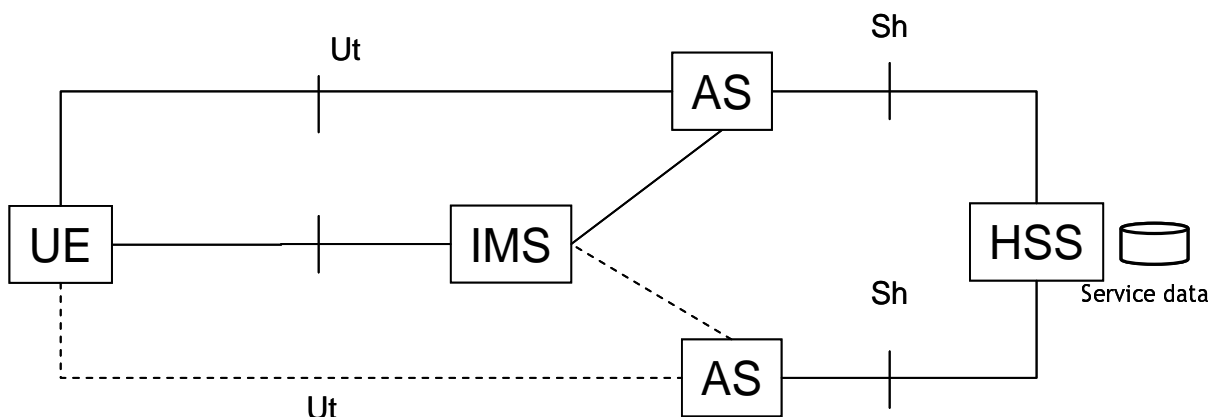
- A XML format supporting the Service Data for the complete MMTEL Services.
- A binary format supporting the Service Data for the subset of MMTEL Services corresponding to the PSTN/ISDN and CS supplementary services.

---

## 5 Architecture

Figure 5-1 presents the functional architecture for AS interoperability.

**Figure 5-1: Functional architecture for AS interoperability**



The MMTEL communications of a given user equipment are routed to an AS according to the content of the filter criteria.

If AS interoperability is supported, the Service Data attached to a user shall be stored in the HSS and the AS shall access and update, when required, the Service Data via the Sh interface.

The user may configure some of its Service Data via the Ut interface, via SIP based user configuration as described in 3GPP TS 24.238 [18], or via other means.

Some Service Data is configured by the service provider e.g. from its OSS, either directly into the HSS or via an AS that will store these Service Data in the HSS.

The AS associated to a given user for MMTEL services may vary over time.

The same format of the Service Data stored in the HSS shall be supported for interoperability between ASs utilising the Service Data.

## 6 Specification with the binary option

### 6.1 MMTEL service content with the binary option

#### 6.1.1 List of IMS Multimedia Telephony supplementary services

This list of MMTEL services refers to the list identified in 3GPP TS 22.173 [1] and mentions the associated 3GPP Technical Specifications:

Originating Identification Presentation (OIP)	3GPP TS 24.607 [5]
Originating Identification Restriction (OIR)	3GPP TS 24.607 [5]
Terminating Identification Presentation (TIP)	3GPP TS 24.608 [6]
Terminating Identification Restriction (TIR)	3GPP TS 24.608 [6]
Malicious Communication Identification (MCID)	3GPP TS 24.616 [10]
Anonymous Communication Rejection (ACR)	3GPP TS 24.611 [8]
Communication DIVersion (CDIV)	3GPP TS 24.604 [2]
Communication Waiting (CW)	3GPP TS 24.615 [9]
Communication HOLD (HOLD)	3GPP TS 24.610 [7]
Communication Barring (CB)	3GPP TS 24.611 [8]
Completion of Communications to Busy Subscriber (CCBS)	3GPP TS 24.642 [12]
Completion of Communications on No Reply (CCNR)	3GPP TS 24.642 [12]

Message Waiting Indication (MWI)	3GPP TS 24.606 [4]
CONference (CONF)	3GPP TS 24.605 [3]
Advice Of Charge (AOC)	3GPP TS 24.647 [13]
Explicit Communication Transfer (ECT)	3GPP TS 24.629 [11]
Reverse charging	
Closed User Group (CUG)	3GPP TS 24.654 [14]
Three-Party (3PTY)	3GPP TS 24.605 [5]
Flexible Alerting (FA)	3GPP TS 24.239 [15]
Customized Alerting Tones (CAT)	3GPP TS 24.182 [21]

This list is taken as the reference to address the services and their content that the binary option shall support.

## 6.1.2 Subset of MMTEL services matching PSTN/ISDN and CS supplementary services

The binary option shall support the subset of MMTEL services matching PSTN/ISDN and CS supplementary services.

The following subclauses indicate:

- for each MMTEL Service how it matches the corresponding PSTN/ISDN and CS supplementary service,
- the relevant information elements of the service as defined in 3GPP TS 22.173 [1] and 3GPP TS 24.6xxx series and that shall be coded in the Service Data.

### 6.1.2.1 Originating Identification Presentation (OIP)

OIP is described in 3GPP TS 24.607 [5] and matches the corresponding PSTN/ISDN and CS supplementary service.

- Information elements
  - Service Authorized
  - Service Activated
  - Override Capability.

### 6.1.2.2 Originating Identification Restriction (OIR)

OIR is described in 3GPP TS 24.607 [5] and matches the corresponding PSTN/ISDN and CS supplementary service.

- Information elements
  - Service Authorized
  - Service Activated
  - Mode: permanent mode; temporary mode
  - Temporary mode default: presentation restricted; presentation not restricted
  - Restriction: restrict the asserted identity; restrict all private information appearing in headers.

### 6.1.2.3 Terminating Identification Presentation (TIP)

TIP is described in 3GPP TS 24.608 [6] and matches the corresponding PSTN/ISDN and CS supplementary service.

- Information elements

- Service Authorized
- Service Activated
- Override Capability.

#### 6.1.2.4 Terminating Identification Restriction (TIR)

TIR is described in 3GPP TS 24.608 [6] and matches the corresponding PSTN/ISDN and CS supplementary service.

- Information elements
  - Service Authorized
  - Service Activated
  - Mode: permanent mode; temporary mode
  - Temporary mode default: presentation restricted; presentation not restricted.

#### 6.1.2.5 Malicious Communication IDentification (MCID)

MCID is described in 3GPP TS 24.616 [10] and matches the corresponding PSTN/ISDN and CS supplementary service.

- Information elements
  - Service Authorized
  - Service Activated
  - Mode: permanent mode; temporary mode.

#### 6.1.2.6 Anonymous Communication Rejection (ACR)

ACR is described in 3GPP TS 24.611 [8] and matches the corresponding PSTN/ISDN and CS supplementary service.

ACR is identified as a supplementary service in 3GPP TS 22.173 [1]. Its stage 3 specification is a special case of the incoming Communication Barring (ICB) service (c.f. subclause 4.2.1 of 3GPP TS 24.611 [8]).

- Information elements
  - Service Authorized
  - Service Activated

#### 6.1.2.7 Communication DIVersion (CDIV)

CDIV is described in 3GPP TS 24.604 [2]

Subclause 8.2.7.1 in 3GPP TS 22.173 [1] defines the following Communication DIVersion services:

- Communication Forwarding Unconditional (CFU)
- Communication Forwarding Busy (CFB)
- Communication Forwarding No Reply (CFNR)
- Communication Forwarding on Not Logged in (CFNL)
- Communication Deflection (CD)
- Communication Forwarding on Subscriber Not Reachable (CFNRc)
- Communication Diversion Notification (CDIVN); this service is applicable to all other CDIV services.

The service content matching PSTN/ISDN and CS supplementary services and supported by the binary option is hereafter described for each of the CDIV services.

### 6.1.2.7.1 Subscription options for CDIV services

3GPP TS 24.604 [2] Table 4.3.1.1 describes the following subscription options:

**Table 6.1.2.7.1-1: Subscription options for CDIV services**

Subscription options	Value	Applicability
<i>Served user</i> receives indication that a communication has been forwarded (indication of communication diversion to the diverting user).	No (default) Yes	CFU CFB CFNR CFNRc
<i>Originating user</i> receives notification that his communication has been diverted (forwarded or deflected).	No Yes (default)	CFU CFB CFNR CFNRc CFNL CD
<i>Served user</i> allows the presentation of diverted to URI to <i>originating user</i> in diversion notification.	No Not reveal as GRUU Yes (default)	CFU CFB CFNR CFNRc CFNL CD
<i>Served user</i> receives reminder indication on outgoing communication that CDIV is currently activated.	No (default) Yes	CFU CFB CFNR CFNRc CFNL CDIVN
<i>Served user</i> allows the presentation of his/her URI to <i>diverted-to user</i> .	No Not reveal as GRUU Yes (default)	CFU CFB CFNR CFNRc CFNL CD
<i>Served user</i> allows the presentation of his/her URI to <i>originating user</i> in diversion notification.	No Not reveal as GRUU Yes (default)	CFU CFB CFNR CFNRc CFNL CD
<i>Served user</i> receives notifications (CDIVN) of their communication diversions.	No (default) Yes	CDIVN

PSTN/ISDN and CS Call forwarding services have similar subscription options except for the Call Diversion Notification that has no equivalent in PSTN/ISDN and CS supplementary services.

### 6.1.2.7.2 Communication Forwarding Unconditional (CFU)

CFU fulfils the corresponding PSTN/ISDN and CS supplementary service, taking into account that the communication diversion rule conditions described in 3GPP TS 24.604 [2] subclause 4.9.1.3 shall not be used.

- Information elements
  - Service Authorized
  - Service Activated
  - Diverted-to destination
  - Subscription options for CFU.

#### 6.1.2.7.3 Communication Forwarding Busy (CFB)

To fulfil the corresponding PSTN/ISDN and CS supplementary service, only the busy condition among the communication diversion rule conditions described in 3GPP TS 24.604 [2] subclause 4.9.1.3 is used.

- Information elements
  - Service Authorized
  - Service Activated
  - Diverted-to destination: A SIP URI or a TEL URI
  - Subscription options for CFB.

#### 6.1.2.7.4 Communication Forwarding No Reply (CFNR)

To fulfil the corresponding PSTN/ISDN and CS supplementary service, only the no-answer condition among the communication diversion rule conditions described in 3GPP TS 24.604 [2] subclause 4.9.1.3 is used.

- Information elements
  - Service Authorized
  - Service Activated
  - Diverted-to destination: A SIP URI or a TEL URI
  - Subscription options for CFNR.
  - Communication forwarding on no reply timer : Timer duration is a network provider option.

#### 6.1.2.7.5 Communication Forwarding on Not Logged in (CFNL)

To fulfil the corresponding CS supplementary service, only the not-registered condition among the communication diversion rule conditions described in 3GPP TS 24.604 [2] subclause 4.9.1.3 is used.

- Information elements
  - Service Authorized
  - Service Activated
  - Diverted-to destination: A SIP URI or a TEL URI
  - Subscription options for CFNL.

#### 6.1.2.7.6 Communication Deflection (CD)

CD matches the corresponding PSTN/ISDN supplementary service.

- Information elements
  - Service Authorized
  - Service Activated
  - Subscription options for CD.

#### 6.1.2.7.7 Communication Forwarding on Subscriber Not Reachable (CFNRc)

To fulfil the corresponding CS supplementary service, only the not-reachable condition among the communication diversion rule conditions described in 3GPP TS 24.604 [2] subclause 4.9.1.3 is used.

- Information elements



- Service Authorized
- Service Activated
- Diverted-to destination: A SIP URI or a TEL URI.
- Subscription options for CFNRc.

#### 6.1.2.7.8 Communication Diversion Notification (CDIVN)

CDIV notification has no equivalent PSTN/ISDN or CS supplementary service and then is not supported by the binary option.

#### 6.1.2.7.9 Network provider options for CDIV services

The network provider options for CDIV services supported with the binary option are those described in 3GPP TS 24.604 [2] Table 4.3.1.2, with the exception of the CDIVN Buffer Timer / Timer Value for AS to store CDIVN that is not supported.

#### 6.1.2.8 Communication Waiting (CW)

CW is described in 3GPP TS 24.615 [9] and matches the corresponding PSTN/ISDN and CS supplementary service.

- Information elements
  - Service Authorized
  - Service Activated
  - Subscription option: Served user subscribes to 'calling user receives notification that his call is waiting'.

#### 6.1.2.9 Communication HOLD (HOLD)

HOLD is described in 3GPP TS 24.610 [7] and matches the corresponding PSTN/ISDN and CS supplementary service.

- Information elements
  - Service Authorized
  - Service Activated.

#### 6.1.2.10 Communication Barring (CB)

CB is described in 3GPP TS 24.611 [8] and comprises 2 services: Incoming Communication Barring (ICB) and Outgoing Communication Barring (OCB).

CB partially matches the corresponding PSTN/ISDN and CS Call Barring supplementary service. As no one of the communication diversion rule conditions described in 3GPP TS 24.611 [8] subclause 4.9.1.4 applies to the corresponding PSTN/ISDN and CS Call Barring service, ICB applies to all incoming communications and OCB applies to all outgoing communications.

- Information elements for ICB
  - Service Authorized
  - Service Activated.
- Information elements for OCB
  - Service Authorized
  - Service Activated.

### 6.1.2.11 Completion of Communications to Busy Subscriber (CCBS)

CCBS is described in 3GPP TS 24.642 [12] and matches the corresponding PSTN/ISDN and CS supplementary service.

- Information elements
  - Service Authorized
  - Service Activated.

### 6.1.2.12 Completion of Communications on No Reply (CCNR)

CCNR is described in 3GPP TS 24.642 [12] and matches the corresponding PSTN/ISDN and CS supplementary service.

- Information elements
  - Service Authorized
  - Service Activated.

### 6.1.2.13 Message Waiting Indication (MWI)

MWI is described in 3GPP TS 24.606 [4] and matches the corresponding PSTN/ISDN and CS supplementary service.

- Information elements
  - Service Authorized
  - Service Activated.

### 6.1.2.14 CONFerence (CONF)

CONF is described in 3GPP TS 24.605 [3] and matches the corresponding PSTN/ISDN and CS supplementary service.

- Information elements
  - Service Authorized
  - Service Activated.

### 6.1.2.15 Advice Of Charge (AOC)

AOC is described in 3GPP TS 32.280 [22] and in 3GPP TS 24.647 [13] . It comprises 3 services AOC-S, AOC-D, AOC-E.

AOC matches the corresponding PSTN/ISDN and CS service.

- Information elements
  - Service Authorized (for each service AOC-S, AOC-D, AOC-E)
  - Service Activated (for each service AOC-S, AOC-D, AOC-E).
  - AOC service type: as described in 3GPP TS 32.280 [22]
  - AOC service obligatory type: as described in 3GPP TS 32.280 [22]
  - Preferred AOC currency: as described in 3GPP TS 32.280 [22]
  - AOC format: as described in 3GPP TS 32.280 [22]

### 6.1.2.16 Explicit Communication Transfer (ECT)

ECT is described in 3GPP TS 24.629 [11] and matches the corresponding PSTN/ISDN and CS supplementary service.

- Information elements
  - Service Authorized
  - Service Activated.

### 6.1.2.17 Reverse Charging

Reverse charging for the binary option is not supported in this release.

### 6.1.2.18 Closed User Group (CUG)

CUG is described in 3GPP TS 24.654 [14].

CUG for the binary option is not supported in this release.

### 6.1.2.19 Three-Party (3PTY)

3PTY is described in 3GPP TS 24.605 [3] as a particular case of CONF service and matches the corresponding PSTN/ISDN and CS supplementary service.

### 6.1.2.20 Flexible Alerting (FA)

FA is described in 3GPP TS 24.239 [15].

- Information elements for the FA Pilot of a FA group
  - Service Authorized
  - Service Activated.
  - Single user, Multiple users: as described in 3GPP TS 24.239 [15]
  - Pilot/Member status: states if the FA Pilot identity is also a FA Member identity
  - Membership: Demand or Permanent as described in 3GPP TS 24.239 [15]
  - List of FA Members identities
- Information elements for the FA member
  - Service Authorized
  - List of FA groups to which the FA member belongs to
  - FA Member status: Active / Inactive on a per FA group basis
  - Default FA groups for the FA member

### 6.1.2.21 Customized Alerting Tones (CAT)

CAT is described in 3GPP TS 24.182 [21] and matches the corresponding CS supplementary service.

- Information elements
  - Service Authorized
  - Service Activated.

## 6.2 Datasets and Service Indications

### 6.2.1 Introduction

The subclause 6.2 specifies the binary description of the service data of the subset of MMTEL service to be stored on the HSS and corresponding to the PSTN/ISDN and CS supplementary services. Care has been taken to define rules for extendibility, backward compatibility and compactness, since future data structures can evolve from this definition.

The Service Data contained in the Repository Data of one Service Indication may be a complete service suite definition, or can be viewed as a portion of a service definition. The remaining portion of a service definition may be comprised of elements specific to a subsequent part of the standardised service or a later addition of elements due to new functionalities of a service in a new release, or proprietary extensions.

To ensure these possibilities, Service Data for the binary option are grouped in a certain number of binary datasets hereafter presented.

### 6.2.2 Datasets

The structure of datasets described in subclause 6.3.2 allows to define different types of datasets. In this release, the following datasets are defined:

- the MMTELPSTN-ISDN-CS dataset containing parameters associated to the subset of MMTEL services matching the PSTN/ISDN and CS supplementary services.
- the AOC dataset containing parameters for the AOC service,
- the FA pilot dataset containing parameters of the FA pilot in the FA service,
- the FA member dataset containing parameters of the FA member in the FA service.

Additional services (e.g. new MMTEL services or proprietary MMTEL services) may be defined using new datasets.

### 6.2.3 Service Indications

Dedicated Service Indications shall be used within the binary option for the subset of MMTEL services corresponding to the PSTN/ISDN and CS supplementary services.

The Service indication with the value "MMTEL-PSTN-ISDN-CS-BINARY" shall have a Service Data field containing:

- the MMTEL-PSTN-ISDN-CS dataset.
- the AOC dataset when the AOC service is configured for the user.

The Service indication with the value "MMTEL-EXTENSION-BINARY-1" shall be used when the FA service is configured for a user and shall have a Service Data field containing the FA dataset.

New Service Indications can be introduced in the future and associated to new types of datasets.

Proprietary extensions shall use not standardized Service Indications. There is no constraint for the data structure of the proprietary Service Data. Nevertheless, the concept of dataset can be used with a proprietary content.

## 6.3 Binary coding general

### 6.3.1 Introduction

The subclause 6.3 gives the general specifications to describe the MMTEL Service data in a binary coding.

### 6.3.2 Dataset layout

The datasets are defined with a compact structure. The compact structure shall consist:

- of a tag-length-value format: this includes a defined "dataset identifier" and "length",
- followed by a fixed format structure, wherein defined bits, bytes, 4byte tuples represent known or reserved information elements of a MMTEL service,
- finally, to accommodate length variation of some data (e.g. SIP-URI), it accommodates a variable length section.

A dataset shall be 4-byte aligned.

Within a dataset structure, different common data forms are defined. These include some fairly standard terms and rules, derived from common practice for 32-bit processors:

Byte == octet

Long == 4 bytes (signed and unsigned)

Short == 2 bytes (signed, unsigned)

Data alignment is such that the size of the data set shall be a 4-byte multiple and be achieved with a padding feature at the end of the dataset.

Bit fields take up only the number of bits they say they do. Alignment of bit fields is not across a 4-byte boundary.

### 6.3.3 Order

Network byte ordering means most significant byte first.

Bit field order: Most significant bit first.

### 6.3.4 Character representation

Character representation uses UTF-8 representation.

String representations should be displayable.

### 6.3.5 Byte representation

Byte structures can be variable in length. They use the tag-length value approach, wherein the length defines the end of a variable length byte definition.

Variable byte structures interpreted as strings should not contain the null character.

If no variable length data were defined, then a dataset would have fixed length.

When there are variable length data, the dataset length will not remain constant from subscriber to subscriber, as each may have different variable length parameters.

### 6.3.6 Variable size data

Some data must remain flexibly defined regarding their length. Main example is strings, such as URIs, digit-strings, IMPUs.

The fixed format part of the dataset contains the information that is used when identifying variable length data described in the dataset. This information comprises:

- `variable_data_offset` (unsigned short): byte offset from the dataset start
- `variable_data_length` (unsigned short): number of bytes.

The `variable_data_offset` is the offset (in bytes) from the beginning of dataset to the beginning of a variable data. The `variable_data_length` determines the end of the variable data. A `variable_data_offset` of 0 indicates a non-provided sequence.

A specific dataset does not have a specific size, although it will at least have a minimum size (the size if no variable data are defined at all).

The offset plus the length information shall verify:

- i.  $offset \geq$  fixed size of the fixed part of the dataset (unless  $offset == 0$ ), and
- ii.  $offset + length \leq$  total size of the dataset.
- iii. there is no overlap between variable data.

### 6.3.7 Variable length data constraints

The following complements the usage of the pointer references (offset and length):

- a) The order of variable data values in the variable section of the dataset shall match the order of the offset + length elements in the fixed section of the dataset. Offsets to data shall have increasing values in the order the offsets are encountered in the fixed portion of the dataset.
- b) When the size of a variable length data field increases, the entire variable length section of the dataset must be realigned.
- c) When there is no variable data associated to an offset data, the length shall be 0, and the offset shall have a value equal to the value of the next offset encountered in the fixed portion of the dataset.
- d) If the same data value appears more than once in a given dataset, it shall not be implemented as two pointers to the same value.
- e) Holes should not occur between variable data values.

If they do, then the AS is not responsible for maintaining the information in these holes and alternate ASs may remove them in subsequent write actions.

- f) Space after the last variable data value is not significant, and may not be retained.

An example of a dataset with variable length data is given for information in Annex A.

## 6.4 Binary coding of datasets

### 6.4.1 Dataset Header

Each dataset shall start with a Dataset Header.

- DATASET\_HEADER

**Table 6.4.1-1: Dataset Header**

3	3	2	2	2	2	2	2	2	2	2	1	1	1	1	1	1	1	1	1	0	0	0	0	0	0	0	0	0	0	0	0	0	0	0	0
1	0	9	8	7	6	5	4	3	2	1	0	9	8	7	6	5	4	3	2	1	0	9	8	7	6	5	4	3	2	1	0	0	0	0	0
dataset_identifier											dataset_length																								

- dataset\_identifier

It differentiates the data sets contained in the Service Data of the same Service Indication. It identifies the data structure of the dataset.

- dataset\_length

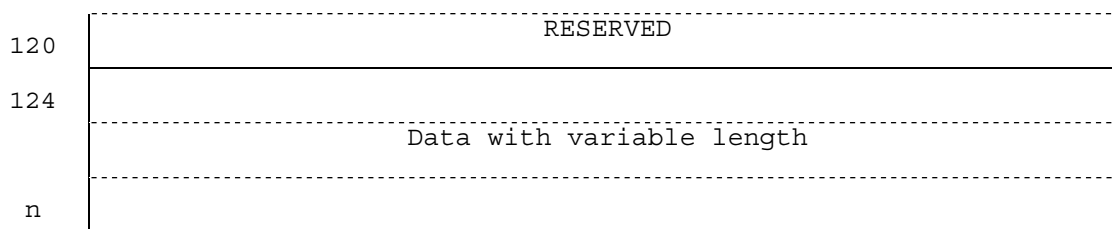
Length in bytes of the dataset including the DATASET\_HEADER.

## 6.4.2 MMTEL-PSTN-ISDN-CS Dataset

### 6.4.2.1 MMTEL-PSTN-ISDN-CS Dataset content

**Table 6.4.2.1-1: MMTEL-PSTN-ISDN-CS Dataset fields**

4-byte tuple	31	30	29	28	27	26	25	24	23	22	21	20	19	18	17	16	15	14	13	12	11	10	9	8	7	6	5	4	3	2	1	0
0	DATASET HEADER																															
4	-----																															
8	service_authorisation																															
12	-----																															
16	service_activation																															
20	-----																															
24	RESERVED																															
28	identity_services_param																															
32	-----																															
36	CFU_param																															
40	-----																															
44	CFB_param																															
48	-----																															
52	CFNR_param																															
56	-----																															
60	CFNRc_param																															
64	-----																															
68	CFNL_param																															
72	-----																															
76	CD_param																															
80	-----																															
84	CDIV_network_provider_options																															
88	-----																															
92	CW_param																															
96	-----																															
100	ICB_param																															
104	-----																															
108	OCB_param																															
112	-----																															
116	RESERVED																															



NOTE: ACR, HOLD, CCBS, CCNR, MWI, CONF, AOC, ECT, CAT have no parameter field.

#### 6.4.2.2 Dataset Header

- dataset\_identifier

The value of dataset\_identifier of the MMTEL-PSTN-ISDN-CS Dataset is 1.

#### 6.4.2.3 service\_authorisation

Bit field that can support up to 64 services. A bit is associated to a MMTEL Service and indicates if:

- it is authorized: bit value 1,
- or not: bit value 0.

Bit-0	Reserved
Bit-1	OIP
Bit-2	OIR
Bit-3	TIP
Bit-4	TIR
Bit-5	MCID
Bit-6	ACR
Bit-7	CFU
Bit-8	CFB
Bit-9	CFNR
Bit-10	CFNRc
Bit-11	CFNL
Bit-12	CD
Bit-13	Reserved
Bit-14	CW
Bit-15	HOLD
Bit-16	Incoming CB
Bit-17	Outgoing CB
Bit-18	CCBS
Bit-19	CCNR
Bit-20	MWI
Bit-21	CONF
Bit-22	AOC-S
Bit-23	AOC-D
Bit-24	AOC-E
Bit-25	Reserved
Bit-26	Reserved
Bit-27	ECT
Bit-28	CAT
Bit-29	FA

#### 6.4.2.4 service\_activation

Bit field that can support up to 64 services. A bit is associated to a MMTEL Service and indicates if the MMTEL service is activated. Indexation is the same as for service\_authorization.



6.4.2.5 identity\_services\_param

**Table 6.4.2.5-1: identity\_services\_param fields**

4-byte tuple	3	3	2	2	2	2	2	2	2	2	2	1	1	1	1	1	1	1	1	0	0	0	0	0	0	0	0	0	0	0	0	0	0	0	0	0						
	1	0	9	8	7	6	5	4	3	2	1	0	9	8	7	6	5	4	3	2	1	0	9	8	7	6	5	4	3	2	1	0	RESERVED									
28	(a)	(b)	(c)	(d)	(e)	(f)	(g)	(h)	(i)																																	

**Table 6.4.2.5-2: identity\_services\_param values**

Field	Identity services Parameters	Value	Binary value	
(a)	OIR mode	Permanent mode Temporary mode	Bit 31 0 0	Bit 30 0 1
(b)	OIR Temporary Mode Default	Presentation restricted Presentation not restricted	Bit 29 0 0	Bit 28 0 1
(c)	OIR restriction	Restrict the asserted identity Restrict all private information appearing in headers	Bit 27 0 0	Bit 26 0 1
(d)	OIP Override capability	No Yes	Bit 25 0 0	Bit 24 0 1
(e)	TIR Mode	Permanent mode Temporary mode	Bit 23 0 0	Bit 22 0 1
(f)	TIR Temp Mode Default	Presentation restricted Presentation not restricted	Bit 21 0 0	Bit 20 0 1
(g)	TIP Override capability	No Yes	Bit 19 0 0	Bit 18 0 1
(h)	Reserved			
(i)	MCID Mode	Permanent Temporary	Bit 15 0 0	Bit 14 0 1

6.4.2.6 CFU\_param

**Table 6.4.2.6-1: CFU\_param fields**

4-byte tuple	3	3	2	2	2	2	2	2	2	2	2	1	1	1	1	1	1	1	1	0	0	0	0	0	0	0	0	0	0	0	0	0	0	0	0	0						
	1	0	9	8	7	6	5	4	3	2	1	0	9	8	7	6	5	4	3	2	1	0	9	8	7	6	5	4	3	2	1	0	RESERVED									
32												CFU_subscription_options (a)   (b)   (c)   (d)   (e)   (f)   (g)   (h)																														
36	CFU_divertedto_destination_Offset											CFU_divertedto_destination_Length																														

- CFU\_divertedto\_destination\_offset is the pointer to CFU diverted-to destination in the variable part of the MMTEL-PSTN-ISDN-CS Dataset.
- CFU\_subscription\_options: described in subclause 6.4.2.12.

6.4.2.7 CFB\_param

Table 6.4.2.7-1: CFB\_param fields

4-byte tuple	3 1	3 0	2 9	2 8	2 7	2 6	2 5	2 4	2 3	2 2	2 1	1 0	1 9	1 8	1 7	1 6	1 5	1 4	1 3	1 2	1 1	1 0	0 9	0 8	0 7	0 6	0 5	0 4	0 3	0 2	0 1	0 0
40	RESERVED																CFB_subscription_options (a)   (b)   (c)   (d)   (e)   (f)   (g)   (h)															
44	CFB_divertedto_destination_Offset																CFB_divertedto_destination_Length															

- CFB\_divertedto\_destination\_offset is the pointer to CFB diverted-to destination in the variable part of the MMTEL-PSTN-ISDN-CS Dataset.
- CFB\_subscription\_options: described in subclause 6.4.2.12.

6.4.2.8 CFNR\_param

Table 6.4.2.8-1: CFNR\_param fields

4-byte tuple	3 1	3 0	2 9	2 8	2 7	2 6	2 5	2 4	2 3	2 2	2 1	1 0	1 9	1 8	1 7	1 6	1 5	1 4	1 3	1 2	1 1	1 0	0 9	0 8	0 7	0 6	0 5	0 4	0 3	0 2	0 1	0 0
48	no_reply_timer																CFNR_subscription_options (a)   (b)   (c)   (d)   (e)   (f)   (g)   (h)															
52	CFNR divertedto destination Offset																CFNR divertedto destination Length															

- CFNR\_divertedto\_destination\_offset is the pointer to CFNR diverted-to destination in the variable part of the MMTEL-PSTN-ISDN-CS Dataset.
- CFNR\_subscription\_options: described in subclause 6.4.2.12.
- no\_reply\_timer is an integer with values between 0 and 180 seconds for communication forwarding on no reply timer.

6.4.2.9 CFNRc\_param

Table 6.4.2.9-1: CFNRc\_param fields

4-byte tuple	3 1	3 0	2 9	2 8	2 7	2 6	2 5	2 4	2 3	2 2	2 1	1 0	1 9	1 8	1 7	1 6	1 5	1 4	1 3	1 2	1 1	1 0	0 9	0 8	0 7	0 6	0 5	0 4	0 3	0 2	0 1	0 0
56	RESERVED																CFNRc_subscription_options (a)   (b)   (c)   (d)   (e)   (f)   (g)   (h)															
60	CFNRc divertedto destination Offset																CFNRc divertedto destination Length															

- CFNRc\_divertedto\_destination\_offset is the pointer to CFNRc diverted-to destination in the variable part of the MMTEL-PSTN-ISDN-CS Dataset.
- CFNRc\_subscription\_options: described in subclause 6.4.2.12.

6.4.2.10 CFNL\_param

Table 6.4.2.10-1: CFNL\_param fields

4-byte tuple	3 1	3 0	2 9	2 8	2 7	2 6	2 5	2 4	2 3	2 2	2 1	1 0	1 9	1 8	1 7	1 6	1 5	1 4	1 3	1 2	1 1	1 0	0 9	0 8	0 7	0 6	0 5	0 4	0 3	0 2	0 1	0 0
64	RESERVED																CFNL_subscription_options (a)   (b)   (c)   (d)   (e)   (f)   (g)   (h)															
68	CFNL divertedto destination Offset																CFNL divertedto destination Length															

- CFNL\_divertedto\_destination\_offset is the pointer to CFNL diverted-to destination in the variable part of the MMTEL-PSTN-ISDN-CS Dataset.
- CFNL\_subscription\_options: described in subclause 6.4.2.12.

6.4.2.11 CD\_param

Table 6.4.2.11-1: CD\_param fields

4-byte tuple	3	3	2	2	2	2	2	2	2	2	2	1	1	1	1	1	1	1	1	0	0	0	0	0	0	0	0	0	0	0	0	0	0
	1	0	9	8	7	6	5	4	3	2	1	0	9	8	7	6	5	4	3	2	1	0	9	8	7	6	5	4	3	2	1	0	
72	RESERVED																CD_subscription_options (a)   (b)   (c)   (d)   (e)   (f)   (g)   (h)																
76	RESERVED																RESERVED																

- CD\_subscription\_options: described in subclause 6.4.2.12.

6.4.2.12 Subscription options of CDIV Services

CFU\_subscription\_options, CFB\_subscription\_options, CFNR\_subscription\_options, CFNRc\_subscription\_options, CFNL\_subscription\_options, CD\_subscription\_options use the same format with bit fields according to the following tables:

Table 6.4.2.12-1: CDIV Subscription options bit field

1	1	1	1	1	1	0	0	0	0	0	0	0	0	0	0	0	0
5	4	3	2	1	0	9	8	7	6	5	4	3	2	1	0		
(a)	(b)	(c)	(d)	(e)	(f)	(g)	(h)										

**Table 6.4.2.12-2: CDIV Subscription options binary values**

Field	Subscription options	Value	Binary value		Applicability
(a)	Served user receives indication that a communication has been forwarded	No Yes	Bit 15 0 0	Bit 14 0 1	CFU CFB CFNR CFNRc
(b)	Originating user receives notification that his communication has been diverted (forwarded or deflected).	No Yes	Bit 13 0 0	Bit 12 0 1	CFU CFB CFNR CFNRc CFNL CD
(c)	Served user allows the presentation of diverted to URI to originating user in diversion notification.	No Not reveal as GRUU Yes	Bit 11 0 1 0	Bit 10 0 0 1	CFU CFB CFNR CFNRc CFNL CD
(d)	Served user receives reminder indication on outgoing communication that CDIV is currently activated.	No Yes	Bit 9 0 0	Bit 8 0 1	CFU CFB CFNR CFNRc CFNL
(e)	Served user allows the presentation of his/her URI to diverted-to user.	No Not reveal as GRUU Yes	Bit 7 0 1 0	Bit 6 0 0 1	CFU CFB CFNR CFNRc CFNL CD
(f)	Served user allows the presentation of his/her URI to originating user in diversion notification.	No Not reveal as GRUU Yes	Bit 5 0 1 0	Bit 4 0 0 1	CFU CFB CFNR CFNRc CFNL CD
(g)	Reserved				
(h)	Reserved				

6.4.2.12A CDIV\_network\_provider\_options

**Table 6.4.2.12A-1: CDIV\_network\_provider\_options fields**

4-byte tuple	3	3	2	2	2	2	2	2	2	2	2	1	1	1	1	1	1	1	1	1	0	0	0	0	0	0	0	0	0	0	0	0	0	0	0	0	0	0	0
80	(a)	(b)	number_of diversions																																				
84	CDIV_indication_timer																										RESERVED												

- Fields (a) and (b)

**Table 6.4.2.12A-2: CDIV\_network\_provider\_options values**

Field	Network provider option	Value	Binary value		Applicability
(a)	Served user communication retention on invocation of diversion	Retain communication to the served user until alerting begins at the diverted-to user	Bit 31 0	Bit 30 1	CFNR CD
		Clear communication to the served user on invocation of call diversion	0	0	
(b)	Served user communication retention when diverting is rejected at diverted-to user.	Continue to alert the diverting user	Bit 29 0	Bit 28 1	CFNR CD
		No action at the diverting user	0	0	

- number\_of\_diversions is an integer giving the total number of all diversions for each communication
- CDIV\_indication\_timer is an integer with values between 0 and 60 seconds.

6.4.2.13 CW\_param

**Table 6.4.2.13-1: CW\_param fields**

4-byte tuple 88	3 3 2 2 2 2 2 2 2 2 2 2 1 1 1 1 1 1 1 1 1 1 0 0 0 0 0 0 0 0 0 0	1 0 9 8 7 6 5 4 3 2 1 0 9 8 7 6 5 4 3 2 1 0 9 8 7 6 5 4 3 2 1 0
	(a)	RESERVED

**Table 6.4.2.13-2: CW\_param values**

Field	CW Parameters	Value	Binary value	
(a)	calling user receives notification that his call is waiting	No	Bit 31 0	Bit 30 0
		Yes	0	1

6.4.2.14 ICB\_param

**Table 6.4.2.14-1: ICB\_param fields**

4-byte tuple 92	3 3 2 2 2 2 2 2 2 2 2 2 1 1 1 1 1 1 1 1 1 1 0 0 0 0 0 0 0 0 0 0	1 0 9 8 7 6 5 4 3 2 1 0 9 8 7 6 5 4 3 2 1 0 9 8 7 6 5 4 3 2 1 0
	RESERVED	RESERVED
96	RESERVED	RESERVED

In this release, as indicated in subclause 6.1.2.10, there is no parameter that applies to the ICB service; ICB\_param fields are Reserved.

6.4.2.15 OCB\_param

**Table 6.4.2.15-1: OCB\_param fields**

4-byte tuple 100	3 3 2 2 2 2 2 2 2 2 2 2 1 1 1 1 1 1 1 1 1 1 0 0 0 0 0 0 0 0 0 0	1 0 9 8 7 6 5 4 3 2 1 0 9 8 7 6 5 4 3 2 1 0 9 8 7 6 5 4 3 2 1 0
	RESERVED	RESERVED
102	RESERVED	RESERVED

In this release, as indicated in subclause 6.1.2.10, there is no parameter that applies to the OCB service; OCB\_param fields are Reserved.

6.4.2.16 Void

6.4.3 AOC Dataset

6.4.3.1 AOC Dataset content

Table 6.4.3.1-1: AOC Dataset fields

4-byte tuple	3	3	2	2	2	2	2	2	2	2	2	2	1	1	1	1	1	1	1	1	1	0	0	0	0	0	0	0	0	0	0	0	0	0
	1	0	9	8	7	6	5	4	3	2	1	0	9	8	7	6	5	4	3	2	1	0	9	8	7	6	5	4	3	2	1	0		
0	DATASET HEADER																																	
4	AOC_service_type								AOC_service_obligatory_type								RESERVED								AOC_format									
8	Preferred_AOC_currency																																	

6.4.3.2 Dataset Header

- dataset\_identifier

The value of dataset\_identifier of the AOC Dataset is 2.

6.4.3.3 AOC\_service\_type

Table 6.4.3.3-1: AOC\_service\_type fields

4-byte tuple	3	3	2	2	2	2	2	2	2	2	2	2	1	1	1	1	1	1	1	1	1	0	0	0	0	0	0	0	0	0	0	0	0
	1	0	9	8	7	6	5	4	3	2	1	0	9	8	7	6	5	4	3	2	1	0	9	8	7	6	5	4	3	2	1	0	
4	(a)	(b)	(c)	(d)																													

Table 6.4.a.3-2: AOC\_service\_type values

Field	AOC service type	Value	Binary value	
(a)	AOC service type (AOC-S)	No	Bit 31	Bit 30
		Yes	0	0
(b)	AOC service type (AOC-D)	No	0	0
		Yes	0	1
(c)	AOC service type (AOC-E)	No	Bit 27	Bit 26
		Yes	0	0
(d)	RESERVED		0	1
			Bit 25	Bit 24

6.4.3.4 AOC\_service\_obligatory\_type

Table 6.4.3.4-1: AOC\_service\_obligatory\_type fields

4-byte tuple	3	3	2	2	2	2	2	2	2	2	2	2	1	1	1	1	1	1	1	1	1	0	0	0	0	0	0	0	0	0	0	0	0
	1	0	9	8	7	6	5	4	3	2	1	0	9	8	7	6	5	4	3	2	1	0	9	8	7	6	5	4	3	2	1	0	
4												(a)	(b)	(c)	(d)																		

**Table 6.4.3.4-2: AOC\_service\_obligatory\_type values**

Field	AOC service obligatory type	Value	Binary value	
(a)	AOC service obligatory type for AOC-S	None AOC-I AOC-C	Bit 23 0 0 1	Bit 22 0 1 0
(b)	AOC service obligatory type for AOC-D	None AOC-I AOC-C	Bit 21 0 0 1	Bit 20 0 1 0
(c)	AOC service obligatory type for AOC-E	None AOC-I AOC-C	Bit 19 0 0 1	Bit 18 0 1 0
(d)	RESERVED		Bit 17	Bit 16

**6.4.3.5 Preferred\_AOC\_currency**

Preferred\_AOC\_currency is of type Unsigned32 and contains the currency numeric code as defined in ISO 4217 [23].

**6.4.3.6 AOC\_format**

**Table 6.4.3.6-1: AOC\_format fields**

4-byte tuple	3	3	2	2	2	2	2	2	2	2	1	1	1	1	1	1	1	1	0	0	0	0	0	0	0	0	0	0	0		
	1	0	9	8	7	6	5	4	3	2	1	0	9	8	7	6	5	4	3	2	1	0	9	8	7	6	5	4	3	2	1
4																								(a)	(b)	(c)	(d)				

**Table 6.4.3.6-2: AOC\_format values**

Field	AOC_format	Value	Binary value	
(a)	AOC format for AOC-S	None Monetary Non Monetary CAI	Bit 23 0 0 1 1	Bit 22 0 1 0 1
(b)	AOC format for AOC-D	None Monetary Non Monetary CAI	Bit 21 0 0 1 1	Bit 20 0 1 0 1
(c)	AOC format for AOC-E	None Monetary Non Monetary CAI	Bit 19 0 0 1 1	Bit 18 0 1 0 1
(d)	RESERVED		Bit 17	Bit 16

### 6.4.4 FA Pilot Dataset

#### 6.4.4.1 FA Pilot Dataset contentTable

**6.4.4.1-1: FA Pilot Dataset fields**

4-byte tuple	3 3 2 2 2 2 2 2 2 2 2 2 1 1 1 1 1 1 1 1 1 1 0 0 0 0 0 0 0 0 0 0 0 0
	1 0 9 8 7 6 5 4 3 2 1 0 9 8 7 6 5 4 3 2 1 0 9 8 7 6 5 4 3 2 1 0
0	DATASET HEADER
4	FA_pilot_param
8	FA_members_list_pointer      FA_members_number
12	FA members list
	-----
	-----
	FA member IMPU
	-----
	-----
	FA member IMPU
	-----
	-----

#### 6.4.4.2 Dataset Header

- dataset\_identifier

The value of dataset\_identifier of the FA Pilot Dataset is 3.

#### 6.4.4.3 FA\_pilot\_param

**Table 6.4.4.3-1: FA\_pilot\_param fields**

4-byte tuple	3 3 2 2 2 2 2 2 2 2 2 2 1 1 1 1 1 1 1 1 1 1 0 0 0 0 0 0 0 0 0 0 0 0
	1 0 9 8 7 6 5 4 3 2 1 0 9 8 7 6 5 4 3 2 1 0 9 8 7 6 5 4 3 2 1 0
	Reserved      Reserved

**Table 6.4.4.3-2: FA\_pilot\_param values**

Field	FA Pilot Parameters	Value	Binary value
(a)	Pilot/Member status	FA Pilot is not FA Member	Bit 31 0
		FA Pilot is FA Member	1
(b)	Single/multiple user	Single User	Bit 30 0
		Multiple Users	1
(c)	Membership	FA Membership is Permanent	Bit 29 0
		FA Membership is on Demand	1



### 6.4.4.4 FA\_members\_list\_pointer

The FA\_members\_list\_pointer is an offset, as defined in clause 6.3.6, pointing to the beginning of FA\_members\_list.

### 6.4.4.5 FA\_members\_number

FA\_members\_number indicates the number of FA members and is an integer.

### 6.4.4.6 FA\_members\_list

**Table 6.4.4.6-1: FA\_members\_list fields**

4-byte tuple	3 3 2 2 2 2 2 2 2 2 2 2 1 1 1 1 1 1 1 1 1 1 0 0 0 0 0 0 0 0 0 0 0 0
	1 0 9 8 7 6 5 4 3 2 1 0 9 8 7 6 5 4 3 2 1 0 9 8 7 6 5 4 3 2 1 0
	FA_member_offset   FA_member_length
	Reserved
	FA_member_offset   FA_member_length
	Reserved

FA\_members\_list comprises identical field sets of which the number is the number of FA members.

Each field set comprises:

- FA\_member\_offset: as defined in clause 6.3.6, it points to the beginning of the FA member IMPU field
- FA\_member\_length: it gives the length of the FA\_member\_IMPU field
- A Reserved field

### 6.4.4.7 FA\_member\_IMPU

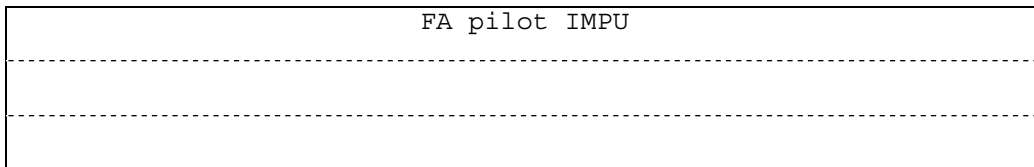
FA\_member\_IMPU gives the IMPU of a FA member and is a string of variable length.

## 6.4.5 FA Member Dataset

### 6.4.5.1 FA Member Dataset content

**Table 6.4.5.1-1: FA Member Dataset fields**

4-byte tuple	3 3 2 2 2 2 2 2 2 2 2 2 1 1 1 1 1 1 1 1 1 1 0 0 0 0 0 0 0 0 0 0 0 0
	1 0 9 8 7 6 5 4 3 2 1 0 9 8 7 6 5 4 3 2 1 0 9 8 7 6 5 4 3 2 1 0
0	DATASET HEADER
4	FA_member_param
8	FA_groups_list_pointer   FA_groups_number
12	FA groups list
	-----
	-----
	FA pilot IMPU
	-----
	-----



6.4.5.2 Dataset Header

- dataset\_identifier

The value of dataset\_identifier of the FA Member Dataset is 4.

6.4.5.3 FA\_member\_param

**Table 6.4.5.3-1: FA\_member\_param fields**

4-byte tuple	3 3 2 2 2 2 2 2 2 2 2 2 1 1 1 1 1 1 1 1 1 1 0 0 0 0 0 0 0 0 0 0
	1 0 9 8 7 6 5 4 3 2 1 0 9 8 7 6 5 4 3 2 1 0 9 8 7 6 5 4 3 2 1 0
	Reserved
	Reserved

6.4.5.4 FA\_groups\_list\_pointer

The FA\_groups\_list\_pointer is an offset, as defined in clause 6.3.6, pointing to the beginning of FA\_groups\_list.

6.4.5.5 FA\_groups\_number

FA\_groups\_number indicates the number of FA groups which the FA member belongs to and is an integer.

6.4.5.6 FA\_groups\_list

**Table 6.4.5.6-1: FA\_groups\_list fields**

4-byte tuple	3 3 2 2 2 2 2 2 2 2 2 2 1 1 1 1 1 1 1 1 1 1 0 0 0 0 0 0 0 0 0 0	
	1 0 9 8 7 6 5 4 3 2 1 0 9 8 7 6 5 4 3 2 1 0 9 8 7 6 5 4 3 2 1 0	
	FA_group_offset	FA_group_length
	FA_group_param	Reserved
	FA_group_offset	FA_group_length
FA_group_param	Reserved	

FA\_groups\_list comprises identical field sets of which the number is the number of FA groups.

Each field set comprises:

- FA\_group\_offset: as defined in clause 6.3.6, it points to the beginning of the FA\_Pilot\_IMPUP field
- FA\_member\_length: it gives the length of the FA\_pilot\_IMPUP field
- FA\_group\_param
- A Reserved field

### 6.4.5.7 FA\_group\_param

**Table 6.4.5.7-1: FA\_group\_param fields**

4-byte tuple	3	3	2	2	2	2	2	2	2	2	2	1	1	1	1	1	1	1	1	0	0	0	0	0	0	0	0	0	0	0	0
	1	0	9	8	7	6	5	4	3	2	1	0	9	8	7	6	5	4	3	2	1	0	9	8	7	6	5	4	3	2	1
	a	b	Reserved														Reserved														

**Table 6.4.5.7-2: FA\_group\_param values**

Field	FA Group Parameters	Value	Binary value	
(a)	FA Member status in the FA group	FA Member is inactive in the FA group FA Member is active in the FA group	Bit 31	
			0	
			1	
(b)	Default FA group	The FA group is not a default FA group for the FA member The FA group is a default FA group for the FA member	Bit 30	
			0	
			1	

### 6.4.5.8 FA\_pilot\_IMPU

FA\_pilot\_IMPU gives the IMPU of the FA pilot of the FA group and is a string of variable length.

## 6.5 Compatibility mechanism

### 6.5.1 General

The subclause 6.5 describes the mechanism to aid compatibility of the binary format when introducing extensions to the binary option content given in subclause 6.1.2 for new features in the services supported or for new services.

An AS supporting the new feature/service may generate transparent data where reserved fields of a dataset are allocated or new datasets are defined. This transparent data may be accessed by another AS that does not support the extensions which may cause interoperability issues.

### 6.5.2 Reserved fields

Reserved fields are defined in the datasets. An AS shall not modify the content of such reserved fields when updating a dataset in the HSS.

### 6.5.3 Addition of new datasets

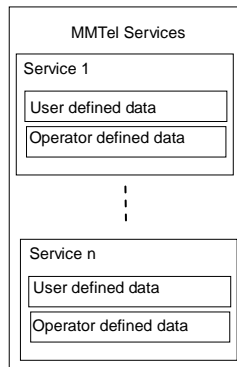
As new datasets defined according to subclause 6.2.2 may be introduced in the same transparent data containing the MMTEL-PSTN-CS dataset and so associated to the same service indication, an AS that does not support these new datasets shall not modify the content of these datasets when rewriting the transparent data in the HSS.

---

## 7 MMTEL service data definition based on XML

### 7.1 General principles

The general structure of the MMTEL service data document is shown in Figure 7.1-1



**Figure 7.1-1: General structure of MMTEL service document**

The MMTEL document consists of the services. Each service consists of a user defined part and an operator defined part. The user defined data is found in each of the MMTEL supplementary service specifications. The operator defined part consists of authorization of the service, and of the subscription options for each of the services.

## 7.2 MMTEL services specification

### 7.2.0 Service Indications

A dedicated Service Indication shall be used within the XML option for MMTEL services. The value of the Service Indication shall be "MMTEL-Services".

Proprietary extensions shall use not standardized Service Indications. There is no constraint for the data structure of the proprietary Service Data.

### 7.2.1 MMTEL services schema

The following shows the MMTEL Services schema:

```
<?xml version="1.0" encoding="UTF-8"?>
<xs:schema xmlns:ss="http://uri.etsi.org/ngn/params/xml/simservs/xcap"
xmlns:xs="http://www.w3.org/2001/XMLSchema" xmlns:cp="urn:ietf:params:xml:ns:common-policy"
xmlns:ocp="urn:oma:xml:xdm:common-policy"
targetNamespace="http://uri.etsi.org/ngn/params/xml/simservs/xcap" elementFormDefault="qualified"
attributeFormDefault="unqualified">
  <xs:include schemaLocation="XCAP.xsd"/>
  <xs:include schemaLocation="operator-common-data.xsd"/>
  <xs:include schemaLocation="originating-identity-presentation.xsd"/>
  <xs:include schemaLocation="terminating-identity-presentation.xsd"/>
  <xs:include schemaLocation="communication-diversion.xsd"/>
  <xs:include schemaLocation="communication-waiting.xsd"/>
  <xs:include schemaLocation="communication-barring.xsd"/>
  <xs:include schemaLocation="operator-originating-identity-presentation.xsd"/>
  <xs:include schemaLocation="operator-terminating-identity-presentation.xsd"/>
  <xs:include schemaLocation="operator-malicious-communication-identification.xsd"/>
  <xs:include schemaLocation="operator-communication-diversion.xsd"/>
  <xs:include schemaLocation="operator-communication-waiting.xsd"/>
  <xs:include schemaLocation="operator-communication-hold.xsd"/>
  <xs:include schemaLocation="operator-communication-barring.xsd"/>
  <xs:include schemaLocation="operator-completion-of-communication.xsd"/>
  <xs:include schemaLocation="operator-message-waiting-indication.xsd"/>
  <xs:include schemaLocation="operator-conference.xsd"/>
  <xs:include schemaLocation="operator-advice-of-charge.xsd"/>
  <xs:include schemaLocation="operator-explicit-communication-transfer.xsd"/>
  <xs:include schemaLocation="operator-customized-alerting-tone.xsd"/>
  <xs:include schemaLocation="operator-flexible-alerting.xsd"/>
  <xs:include schemaLocation="flexible-alerting.xsd"/>
  <xs:element name="MMTelServices" type="ss:tMMTelServicesType"/>
  <xs:complexType name="tMMTelServicesType">
    <xs:sequence>
      <xs:element name="complete-originating-identity-presentation" type="ss:complete-
originating-identity-presentation-type" minOccurs="0"/>
      <xs:element name="complete-originating-identity-restriction" type="ss:complete-
originating-identity-restriction-type" minOccurs="0"/>
    
```

```

    <xs:element name="complete-terminating-identity-presentation" type="ss:complete-terminating-identity-presentation-type" minOccurs="0"/>
    <xs:element name="complete-terminating-identity-restriction" type="ss:complete-terminating-identity-restriction-type" minOccurs="0"/>
    <xs:element name="complete-malicious-communication-identification" type="ss:complete-malicious-communication-identification-type" minOccurs="0"/>
    <xs:element name="complete-communication-diversion" type="ss:complete-communication-diversion-type" minOccurs="0"/>
    <xs:element name="complete-communication-waiting" type="ss:complete-communication-waiting-type" minOccurs="0"/>
    <xs:element name="complete-communication-hold" type="ss:complete-communication-hold-type" minOccurs="0"/>
    <xs:element name="complete-communication-barring" type="ss:complete-communication-barring-type" minOccurs="0"/>
    <xs:element name="complete-completion-of-communication-busy-subscriber" type="ss:complete-completion-of-communication-busy-subscriber-type" minOccurs="0"/>
    <xs:element name="complete-completion-of-communication-no-reply" type="ss:complete-completion-of-communication-no-reply-type" minOccurs="0"/>
    <xs:element name="complete-message-waiting-indication" type="ss:complete-message-waiting-indication-type" minOccurs="0"/>
    <xs:element name="complete-conference" type="ss:complete-conference-type" minOccurs="0"/>
    <xs:element name="complete-advice-of-charge" type="ss:complete-advice-of-charge-type" minOccurs="0"/>
    <xs:element name="complete-explicit-communication-transfer" type="ss:complete-explicit-communication-transfer-type" minOccurs="0"/>
    <xs:element name="complete-customized-alerting-tone" type="ss:complete-customized-alerting-tone-type" minOccurs="0"/>
    <xs:element name="complete-flexible-alerting" type="ss:complete-flexible-alerting-type" minOccurs="0"/>
  </xs:sequence>
</xs:complexType>
<xs:complexType name="complete-originating-identity-presentation-type">
  <xs:sequence>
    <xs:element ref="ss:originating-identity-presentation"/>
    <xs:element ref="ss:operator-originating-identity-presentation"/>
  </xs:sequence>
</xs:complexType>
<xs:complexType name="complete-originating-identity-restriction-type">
  <xs:sequence>
    <xs:element ref="ss:originating-identity-presentation-restriction"/>
    <xs:element ref="ss:operator-originating-identity-presentation-restriction"/>
  </xs:sequence>
</xs:complexType>
<xs:complexType name="complete-terminating-identity-presentation-type">
  <xs:sequence>
    <xs:element ref="ss:terminating-identity-presentation"/>
    <xs:element ref="ss:operator-terminating-identity-presentation"/>
  </xs:sequence>
</xs:complexType>
<xs:complexType name="complete-terminating-identity-restriction-type">
  <xs:sequence>
    <xs:element ref="ss:terminating-identity-presentation-restriction"/>
    <xs:element ref="ss:operator-terminating-identity-presentation-restriction"/>
  </xs:sequence>
</xs:complexType>
<xs:complexType name="complete-malicious-communication-identification-type">
  <xs:sequence>
    <xs:element ref="ss:operator-malicious-communication-identification"/>
  </xs:sequence>
</xs:complexType>
<xs:complexType name="complete-communication-diversion-type">
  <xs:sequence>
    <xs:element ref="ss:communication-diversion"/>
    <xs:element ref="ss:operator-communication-diversion"/>
  </xs:sequence>
</xs:complexType>
<xs:complexType name="complete-communication-waiting-type">
  <xs:sequence>
    <xs:element ref="ss:communication-waiting"/>
    <xs:element ref="ss:operator-communication-waiting"/>
  </xs:sequence>
</xs:complexType>
<xs:complexType name="complete-communication-hold-type">
  <xs:sequence>
    <xs:element ref="ss:operator-communication-hold"/>
  </xs:sequence>
</xs:complexType>

```

```

<xs:complexType name="complete-communication-barring-type">
  <xs:sequence>
    <xs:element ref="ss:incoming-communication-barring"/>
    <xs:element ref="ss:outgoing-communication-barring"/>
    <xs:element ref="ss:operator-incoming-communication-barring"/>
    <xs:element ref="ss:operator-outgoing-communication-barring"/>
  </xs:sequence>
</xs:complexType>
<xs:complexType name="complete-completion-of-communication-busy-subscriber-type">
  <xs:sequence>
    <xs:element ref="ss:operator-completion-of-communication-busy-subscriber"/>
  </xs:sequence>
</xs:complexType>
<xs:complexType name="complete-completion-of-communication-no-reply-type">
  <xs:sequence>
    <xs:element ref="ss:operator-completion-of-communication-no-reply"/>
  </xs:sequence>
</xs:complexType>
<xs:complexType name="complete-message-waiting-indication-type">
  <xs:sequence>
    <xs:element ref="ss:operator-message-waiting-indication"/>
  </xs:sequence>
</xs:complexType>
<xs:complexType name="complete-conference-type">
  <xs:sequence>
    <xs:element ref="ss:operator-conference"/>
  </xs:sequence>
</xs:complexType>
<xs:complexType name="complete-advice-of-charge-type">
  <xs:sequence>
    <xs:element ref="ss:operator-advice-of-charge"/>
  </xs:sequence>
</xs:complexType>
<xs:complexType name="complete-explicit-communication-transfer-type">
  <xs:sequence>
    <xs:element ref="ss:operator-explicit-communication-transfer"/>
  </xs:sequence>
</xs:complexType>
<xs:complexType name="complete-customized-alerting-tone-type">
  <xs:sequence>
    <xs:element ref="ss:operator-customized-alerting-tone"/>
  </xs:sequence>
</xs:complexType>
<xs:complexType name="complete-flexible-alerting-type">
  <xs:sequence>
    <xs:element ref="ss:flexible-alerting-default"/>
    <xs:element ref="ss:flexible-alerting-specific"/>
    <xs:choice>
      <xs:element ref="ss:operator-flexible-alerting"/>
      <xs:element ref="ss:operator-flexible-alerting-group"/>
    </xs:choice>
  </xs:sequence>
</xs:complexType>
</xs:schema>

```

The file "operator-common-data.xsd" contains all the common types of the operator data. This schema is defined as

```

<?xml version="1.0" encoding="UTF-8"?>
<xs:schema xmlns:xs="http://www.w3.org/2001/XMLSchema"
  xmlns:ss="http://uri.etsi.org/ngn/params/xml/simservs/xcap"
  targetNamespace="http://uri.etsi.org/ngn/params/xml/simservs/xcap" elementFormDefault="qualified"
  attributeFormDefault="unqualified">
  <!-- This schema file contains common types for the operator data-->
  <xs:element name="absOperatorService" type="ss:operatorServiceConfigType" abstract="true"/>
  <xs:complexType name="operatorServiceConfigType">
    <xs:attribute name="authorized" type="xs:boolean" use="required"/>
    <xs:anyAttribute namespace="##any" processContents="lax"/>
  </xs:complexType>
  <xs:simpleType name="identityPresentationModeType">
    <xs:restriction base="xs:string">
      <xs:enumeration value="permanent"/>
      <xs:enumeration value="temporary"/>
    </xs:restriction>
  </xs:simpleType>
  <xs:simpleType name="identityPresentationRestrictionType">
    <xs:restriction base="xs:string">
      <xs:enumeration value="only-identity"/>
      <xs:enumeration value="all-private-information"/>
    </xs:restriction>
  </xs:simpleType>

```

```

    </xs:restriction>
  </xs:simpleType>
  <xs:simpleType name="identityPresentationRestrictionOverrideType">
    <xs:restriction base="xs:string">
      <xs:enumeration value="override-active"/>
      <xs:enumeration value="override-not-active"/>
    </xs:restriction>
  </xs:simpleType>
</xs:schema>

```

## 7.2.2 OIP service

The OIP service is specified together with OIR service in subclause 7.2.3.

## 7.2.3 OIR service

### 7.2.3.1 User defined data

The schema defined in subclause 4.10.2 of 3GPP TS 24.607 [5] shall be used.

### 7.2.3.2 Operator defined data

#### 7.2.3.2.1 Data semantics

The OIP and OIR services are authorized by the operator by setting the "authorized" attributes of <operator-originating-identity-presentation> and <operator-originating-identity-presentation-restriction>, respectively, to "true".

#### 7.2.3.2.2 XML Schema

```

<?xml version="1.0" encoding="UTF-8"?>
<xs:schema xmlns:xs="http://www.w3.org/2001/XMLSchema"
  xmlns:ss="http://uri.etsi.org/ngn/params/xml/simservs/xcap"
  targetNamespace="http://uri.etsi.org/ngn/params/xml/simservs/xcap" elementFormDefault="qualified"
  attributeFormDefault="unqualified">
  <xs:annotation>
    <xs:documentation xml:lang="en">
      Operator part of the Originating Identity Presentation (OIP) and Originating Identity
      Restriction (OIR) services
    </xs:documentation>
  </xs:annotation>
  <!--xs:include schemaLocation="operator-common-data.xsd"/-->
  <xs:element name="operator-originating-identity-presentation"
    substitutionGroup="ss:absOperatorService" nillable="true">
    <xs:complexType>
      <xs:complexContent>
        <xs:extension base="ss:operatorServiceConfigType">
          <xs:sequence>
            <xs:element name="restriction-override"
              type="ss:identityPresentationRestrictionOverrideType" default="override-not-active" minOccurs="0"/>
          </xs:sequence>
        </xs:extension>
      </xs:complexContent>
    </xs:complexType>
  </xs:element>
  <xs:element name="operator-originating-identity-presentation-restriction"
    substitutionGroup="ss:absOperatorService" nillable="true">
    <xs:complexType>
      <xs:complexContent>
        <xs:extension base="ss:operatorServiceConfigType">
          <xs:sequence>
            <xs:element name="mode" type="ss:identityPresentationModeType"/>
            <xs:element name="restriction"
              type="ss:identityPresentationRestrictionType"/>
          </xs:sequence>
        </xs:extension>
      </xs:complexContent>
    </xs:complexType>
  </xs:element>
</xs:schema>

```

## 7.2.4 TIP service

The TIP service is specified together with TIR service, see subclause 7.2.5.

## 7.2.5 TIR service

### 7.2.5.1 User defined data

The schema defined in subclause 4.9.2 of 3GPP TS 24.608 [6] shall be used.

### 7.2.5.2 Operator defined data

#### 7.2.5.2.1 Data semantics

The TIP and TIR services are authorized by the operator by setting the "authorized" attributes of <operator-terminating-identity-presentation> and <operator-terminating-identity-presentation-restriction>, respectively, to "true".

#### 7.2.5.2.2 XML Schema

```
<?xml version="1.0" encoding="UTF-8"?>
<xs:schema xmlns:xs="http://www.w3.org/2001/XMLSchema"
xmlns:ss="http://uri.etsi.org/ngn/params/xml/simservs/xcap"
targetNamespace="http://uri.etsi.org/ngn/params/xml/simservs/xcap" elementFormDefault="qualified"
attributeFormDefault="unqualified">
  <xs:annotation>
    <xs:documentation xml:lang="en">
      Operator part of the Terminating Identity Presentation (TIP) and Terminating Identity
      Restriction (TIR) services
    </xs:documentation>
  </xs:annotation>
  <!--xs:include schemaLocation="operator-common-data.xsd"/-->
  <xs:element name="operator-terminating-identity-presentation"
substitutionGroup="ss:absOperatorService" nillable="true">
    <xs:complexType>
      <xs:complexContent>
        <xs:extension base="ss:operatorServiceConfigType">
          <xs:sequence>
            <xs:element name="restriction-override"
type="ss:identityPresentationRestrictionOverrideType" default="override-not-active" minOccurs="0"/>
          </xs:sequence>
        </xs:extension>
      </xs:complexContent>
    </xs:complexType>
  </xs:element>
  <xs:element name="operator-terminating-identity-presentation-restriction"
substitutionGroup="ss:absOperatorService" nillable="true">
    <xs:complexType>
      <xs:complexContent>
        <xs:extension base="ss:operatorServiceConfigType">
          <xs:sequence>
            <xs:element name="mode" type="ss:identityPresentationModeType"/>
          </xs:sequence>
        </xs:extension>
      </xs:complexContent>
    </xs:complexType>
  </xs:element>
</xs:schema>
```

## 7.2.6 MCID service

### 7.2.6.1 User defined data

No user data associated with MCID service is defined in 3GPP TS 24.616 [10].



## 7.2.6.2 Operator defined data

### 7.2.6.2.1 Data semantics

The MCID service is authorized and activated by the operator by setting the "authorized" attribute of <operator-malicious-communication-identification> to "true".

### 7.2.6.2.2 XML schema

```
<?xml version="1.0" encoding="UTF-8"?>
<xs:schema xmlns:xs="http://www.w3.org/2001/XMLSchema"
xmlns:ss="http://uri.etsi.org/ngn/params/xml/simservs/xcap"
targetNamespace="http://uri.etsi.org/ngn/params/xml/simservs/xcap" elementFormDefault="qualified"
attributeFormDefault="unqualified">
  <xs:annotation>
    <xs:documentation xml:lang="en">
      Operator part of the Malicious Communication Identification (MCID) service
    </xs:documentation>
  </xs:annotation>
  <!--xs:include schemaLocation="operator-common-data.xsd"/-->
  <xs:element name="operator-malicious-communication-identification"
substitutionGroup="ss:absOperatorService" nillable="true">
    <xs:complexType>
      <xs:complexContent>
        <xs:extension base="ss:operatorServiceConfigType">
          <xs:sequence>
            <xs:element name="mode">
              <xs:simpleType>
                <xs:restriction base="xs:string">
                  <xs:enumeration value="permanent"/>
                  <xs:enumeration value="temporary"/>
                </xs:restriction>
              </xs:simpleType>
            </xs:element>
          </xs:sequence>
        </xs:extension>
      </xs:complexContent>
    </xs:complexType>
  </xs:element>
</xs:schema>
```

## 7.2.7 ACR service

ACR is a subset of the ICB service, specified in subclause 7.2.11.

## 7.2.8 CDIV service

### 7.2.8.1 User defined data

The schema defined in subclause 4.9.2 of 3GPP TS 24.604 [2] shall be used.

### 7.2.8.2 Operator defined data

#### 7.2.8.2.1 Data semantics

The CDIV service is authorized by the operator by setting the "authorized" attribute of <operator-communication-diversion> to "true".

#### 7.2.8.2.2 XML Schema

```
<?xml version="1.0" encoding="UTF-8"?>
<xs:schema xmlns:xs="http://www.w3.org/2001/XMLSchema"
xmlns:ss="http://uri.etsi.org/ngn/params/xml/simservs/xcap"
targetNamespace="http://uri.etsi.org/ngn/params/xml/simservs/xcap" elementFormDefault="qualified"
attributeFormDefault="unqualified">
  <xs:annotation>
    <xs:documentation xml:lang="en">
```

```

    Operator part of the Communication Diversion (CDIV) services
  </xs:documentation>
</xs:annotation>
<!--xs:include schemaLocation="operator-common-data.xsd"/-->
<xs:element name="operator-communication-diversion" substitutionGroup="ss:absOperatorService"
nillable="true">
  <xs:complexType>
    <xs:complexContent>
      <xs:extension base="ss:operatorServiceConfigType">
        <xs:sequence>
          <xs:element name="communication-retention-on-invocation" default="clear-
communication-on-invocation-of-diversion">
            <xs:simpleType>
              <xs:restriction base="xs:string">
                <xs:enumeration value="retain-until-alerting-at-diverted-to-
user"/>
                <xs:enumeration value="clear-communication-on-invocation-of-
diversion"/>
              </xs:restriction>
            </xs:simpleType>
          </xs:element>
          <xs:element name="retention-when-diverting-rejected-at-diverted-to-user"
default="no-action-at-diverting-user">
            <xs:simpleType>
              <xs:restriction base="xs:string">
                <xs:enumeration value="continue-to-alert-diverting-user"/>
                <xs:enumeration value="no-action-at-diverting-user"/>
              </xs:restriction>
            </xs:simpleType>
          </xs:element>
          <xs:element name="total-number-of-diversions-for-each-communication"
type="xs:integer"/>
          <xs:element name="cdiv-indication-timer">
            <xs:simpleType>
              <xs:restriction base="xs:integer">
                <xs:minInclusive value="0"/>
                <xs:maxInclusive value="60"/>
              </xs:restriction>
            </xs:simpleType>
          </xs:element>
          <xs:element name="communication-forwarding-on-no-reply-timer">
            <xs:simpleType>
              <xs:restriction base="xs:integer">
                <xs:minInclusive value="0"/>
                <xs:maxInclusive value="180"/>
              </xs:restriction>
            </xs:simpleType>
          </xs:element>
          <xs:element name="cdivn-buffer-timer" default="86400">
            <xs:simpleType>
              <xs:restriction base="xs:integer">
                <xs:minInclusive value="0"/>
                <xs:maxInclusive value="86400"/>
              </xs:restriction>
            </xs:simpleType>
          </xs:element>
        </xs:sequence>
      </xs:extension>
    </xs:complexContent>
  </xs:complexType>
</xs:element>
</xs:schema>

```

## 7.2.9 CW service

### 7.2.9.1 User defined data

The XML schema as defined in 3GPP TS 24.615 [9] subclause 4.8.3 shall be used.

## 7.2.9.2 Operator defined data

### 7.2.9.2.1 Data semantics

The CW service is authorized by the operator by setting the "authorized" attribute of <operator-communication-waiting> to "true".

#### 7.2.9.2.2 XML Schema

```
<?xml version="1.0" encoding="UTF-8"?>
<xs:schema xmlns:xs="http://www.w3.org/2001/XMLSchema"
xmlns:ss="http://uri.etsi.org/ngn/params/xml/simservs/xcap"
targetNamespace="http://uri.etsi.org/ngn/params/xml/simservs/xcap" elementFormDefault="qualified"
attributeFormDefault="unqualified">
  <xs:annotation>
    <xs:documentation xml:lang="en">
      Operator part of the Communication Waiting (CW) service
    </xs:documentation>
  </xs:annotation>
  <!--xs:include schemaLocation="operator-common-data.xsd"/-->
  <xs:element name="operator-communication-waiting" substitutionGroup="ss:absOperatorService"
nillable="true">
    <xs:complexType>
      <xs:complexContent>
        <xs:extension base="ss:operatorServiceConfigType">
          <xs:sequence>
            <xs:element name="calling-user-receives-notification-his-call-is-waiting"
default="false" type="xs:boolean"/>
          </xs:sequence>
        </xs:extension>
      </xs:complexContent>
    </xs:complexType>
  </xs:element>
</xs:schema>
```

## 7.2.10 HOLD service

### 7.2.10.1 User defined data

No user data is defined in 3GPP TS 24.610 [7]

### 7.2.10.2 Operator defined data

#### 7.2.10.2.1 Data semantics

The HOLD service is authorized and activated by the operator by setting the "authorized" attribute of <operator-communication-hold> to "true".

#### 7.2.10.2.2 XML Schema

```
<?xml version="1.0" encoding="UTF-8"?>
<xs:schema xmlns:xs="http://www.w3.org/2001/XMLSchema"
xmlns:ss="http://uri.etsi.org/ngn/params/xml/simservs/xcap"
targetNamespace="http://uri.etsi.org/ngn/params/xml/simservs/xcap" elementFormDefault="qualified"
attributeFormDefault="unqualified">
  <xs:annotation>
    <xs:documentation xml:lang="en">
      Operator part of the Hold service
    </xs:documentation>
  </xs:annotation>
  <!--xs:include schemaLocation="operator-common-data.xsd"/-->
  <xs:element name="operator-communication-hold" substitutionGroup="ss:absOperatorService"
nillable="true">
    </xs:element>
  </xs:schema>
```

## 7.2.11 CB service

### 7.2.11.1 User defined data

The XML schema as defined in 3GPP TS 24.611 [8] subclause 4.9.2 shall be used.

### 7.2.11.2 Operator defined data

#### 7.2.11.2.1 Data semantics

The ICB and OCB services are authorized by the operator by setting the "authorized" attribute of <operator-incoming-communication-barring> and <operator-outgoing-communication-barring> to "true".

#### 7.2.11.2.2 XML Schema

```
<?xml version="1.0" encoding="UTF-8"?>
<xs:schema xmlns:xs="http://www.w3.org/2001/XMLSchema"
xmlns:ss="http://uri.etsi.org/ngn/params/xml/simservs/xcap"
targetNamespace="http://uri.etsi.org/ngn/params/xml/simservs/xcap" elementFormDefault="qualified"
attributeFormDefault="unqualified">
  <xs:annotation>
    <xs:documentation xml:lang="en">
      Operator part of the Communication Barring (CB) service
    </xs:documentation>
  </xs:annotation>
  <!--xs:include schemaLocation="operator-common-data.xsd"/-->
  <xs:element name="operator-incoming-communication-barring"
substitutionGroup="ss:absOperatorService" nillable="true"/>
  <xs:element name="operator-outgoing-communication-barring"
substitutionGroup="ss:absOperatorService" nillable="true"/>
</xs:schema>
```

## 7.2.12 CCBS/CCNR service

### 7.2.12.1 User defined data

No user defined data specified in 3GPP TS 24.642 [12].

### 7.2.12.2 Operator defined data

#### 7.2.12.2.1 Data semantics

The CCBS and CCNR service is authorized and activated by the operator by setting the "authorized" attribute of <operator-completion-of-communication-busy-subscriber> and <operator-completion-of-communication-no-reply>, respectively, to "true".

#### 7.2.12.2.1 XML Schema

```
<?xml version="1.0" encoding="UTF-8"?>
<xs:schema xmlns:xs="http://www.w3.org/2001/XMLSchema"
xmlns:ss="http://uri.etsi.org/ngn/params/xml/simservs/xcap"
targetNamespace="http://uri.etsi.org/ngn/params/xml/simservs/xcap" elementFormDefault="qualified"
attributeFormDefault="unqualified">
  <xs:annotation>
    <xs:documentation xml:lang="en">
      Operator part of the Completion of Communication (CC) service
    </xs:documentation>
  </xs:annotation>
  <!--xs:include schemaLocation="operator-common-data.xsd"/-->
  <xs:element name="operator-completion-of-communication-busy-subscriber"
substitutionGroup="ss:absOperatorService" nillable="true"/>
  <xs:element name="operator-completion-of-communication-no-reply"
substitutionGroup="ss:absOperatorService" nillable="true"/>
</xs:schema>
```

## 7.2.13 MWI service

### 7.2.13.1 User defined data

No user data is defined in 3GPP TS 24.606 [4].

### 7.2.13.2 Operator defined data

#### 7.2.13.2.1 Data semantics

The MWI service is authorized and activated by the operator by setting the "authorized" attribute of <operator-message-waiting-indication> to "true".

#### 7.2.13.2.2 XML Schema

```
<?xml version="1.0" encoding="UTF-8"?>
<xs:schema xmlns:xs="http://www.w3.org/2001/XMLSchema"
xmlns:ss="http://uri.etsi.org/ngn/params/xml/simservs/xcap"
targetNamespace="http://uri.etsi.org/ngn/params/xml/simservs/xcap" elementFormDefault="qualified"
attributeFormDefault="unqualified">
  <xs:annotation>
    <xs:documentation xml:lang="en">
      Operator part of the Message Waiting Indication (MWI) service
    </xs:documentation>
  </xs:annotation>
  <!--xs:include schemaLocation="operator-common-data.xsd"/-->
  <xs:element name="operator-message-waiting-indication" substitutionGroup="ss:absOperatorService"
nillable="true">
    </xs:element>
  </xs:schema>
```

## 7.2.14 CONF service

### 7.2.14.1 User defined data

No user data is defined in 3GPP TS 24.605 [3].

### 7.2.14.2 Operator defined data

#### 7.2.14.2.1 Data semantics

The Conference service is authorized and activated by the operator by setting the "authorized" attribute of <operator-conference> to "true".

#### 7.2.14.2.2 XML Schema

```
<?xml version="1.0" encoding="UTF-8"?>
<xs:schema xmlns:xs="http://www.w3.org/2001/XMLSchema"
xmlns:ss="http://uri.etsi.org/ngn/params/xml/simservs/xcap"
targetNamespace="http://uri.etsi.org/ngn/params/xml/simservs/xcap" elementFormDefault="qualified"
attributeFormDefault="unqualified">
  <xs:annotation>
    <xs:documentation xml:lang="en">
      Operator part of the Conference (CONF) service
    </xs:documentation>
  </xs:annotation>
  <!--xs:include schemaLocation="operator-common-data.xsd"/-->
  <xs:element name="operator-conference" substitutionGroup="ss:absOperatorService"
nillable="true"/>
</xs:schema>
```

## 7.2.15 AOC service

### 7.2.15.1 User defined data

No user data is defined in 3GPP TS 24.647 [13]

### 7.2.15.2 Operator defined data

#### 7.2.15.2.1 Data semantics

AOC service is described in 3GPP TS 32.280 [22] and in 3GPP TS 24.647 [13]. It consists of 3 services types AOC-S, AOC-D, AOC-E paired with an AOC Service obligatory type.

Information elements

- Service Authorized (for each service type AOC-S, AOC-D, AOC-E)
- AOC service type as described in 3GPP TS 32.280 [22]
- AOC service obligatory type as described in 3GPP TS 32.280 [22]
- Preferred AOC currency as described in 3GPP TS 32.280 [22]
- AOC format as described in 3GPP TS 32.280 [22]

The AOC services are authorized and activated by the operator by setting the "authorized" attribute of <operator-advice-of-charge-s>, <operator-advice-of-charge-d>, <operator-advice-of-charge-e> to "true".

#### 7.2.15.2.2 XML Schema

```
<?xml version="1.0" encoding="UTF-8"?>
<xs:schema xmlns:xs="http://www.w3.org/2001/XMLSchema"
xmlns:ss="http://uri.etsi.org/ngn/params/xml/simservs/xcap"
targetNamespace="http://uri.etsi.org/ngn/params/xml/simservs/xcap" elementFormDefault="qualified"
attributeFormDefault="unqualified">
  <xs:annotation>
    <xs:documentation xml:lang="en">
      Operator part of the Advice of Charge (AOC) service
    </xs:documentation>
  </xs:annotation>
  <!--xs:include schemaLocation="operator-common-data.xsd"/-->
  <xs:element name="operator-advice-of-charge" substitutionGroup="ss:absOperatorService"
nillable="true">
    <xs:complexType>
      <xs:complexContent>
        <xs:extension base="ss:operatorServiceConfigType">
          <xs:sequence>
            <xs:element name="service-type" type="ss:service-typeType"/>
            <xs:element name="Currency" type="ss:CurrencyType"/>
          </xs:sequence>
        </xs:extension>
      </xs:complexContent>
    </xs:complexType>
  </xs:element>
  <xs:complexType name="service-typeType">
    <xs:sequence>
      <xs:element name="operator-aoc-d" type="ss:operator-aoc-type" nillable="true"
minOccurs="0"/>
      <xs:element name="operator-aoc-e" type="ss:operator-aoc-type" nillable="true"
minOccurs="0"/>
      <xs:element name="operator-aoc-s" type="ss:operator-aoc-type" nillable="true"
minOccurs="0"/>
    </xs:sequence>
  </xs:complexType>
  <xs:simpleType name="CurrencyType">
    <xs:restriction base="xs:string">
      <xs:pattern value="[A-Z]{3}"/>
    </xs:restriction>
  </xs:simpleType>
  <xs:complexType name="operator-aoc-type">
```

```

    <xs:sequence>
      <xs:element name="aoc-obligatory-type" type="ss:obligatory-typeType"/>
    </xs:sequence>
    <xs:attribute name="activated" type="xs:boolean" use="required"/>
  </xs:complexType>
  <xs:simpleType name="obligatory-typeType">
    <xs:restriction base="xs:string">
      <xs:enumeration value="AoCI"/>
      <xs:enumeration value="AoCC"/>
    </xs:restriction>
  </xs:simpleType>
</xs:schema>

```

## 7.2.16 ECT service

### 7.2.16.1 User defined data

No user data is defined in 3GPP TS 24.629 [11].

### 7.2.16.2 Operator defined data

#### 7.2.16.2.1 Data semantics

The ECT service is authorized and activated by the operator by setting the "authorized" attribute of <operator-explicit-communication-transfer> to "true".

#### 7.2.16.2.2 XML Schema

```

<?xml version="1.0" encoding="UTF-8"?>
<xs:schema xmlns:xs="http://www.w3.org/2001/XMLSchema"
  xmlns:ss="http://uri.etsi.org/ngn/params/xml/simservs/xcap"
  targetNamespace="http://uri.etsi.org/ngn/params/xml/simservs/xcap" elementFormDefault="qualified"
  attributeFormDefault="unqualified">
  <xs:annotation>
    <xs:documentation xml:lang="en">
      Operator part of the Explicit Communication Transfer (ECT) service
    </xs:documentation>
  </xs:annotation>
  <!--xs:include schemaLocation="operator-common-data.xsd"/-->
  <xs:element name="operator-explicit-communication-transfer"
    substitutionGroup="ss:absOperatorService" nillable="true"/>
</xs:schema>

```

## 7.2.17 Reverse charging service

NOTE: The reverse charging service is not defined

## 7.2.18 CUG service

### 7.2.18.1 User defined data

CUG is not supported for the XML option.

### 7.2.18.2 Operator defined data

CUG is not supported for the XML option.

## 7.2.19 3PTY service

3PTY service is a subset of the CONF service specified in subclause 7.2.14.

## 7.2.20 FA service

### 7.2.20.1 User defined data

The XML schema as defined in 3GPP TS 24.239 [15] subclause 4.8.3 shall be used.

### 7.2.20.1 Operator defined data

#### 7.2.20.1.1 Data semantics

The FA service is authorized and activated by the operator by setting the "authorized" attribute of <operator-flexible-alerting> to true.

#### 7.2.20.1.2 XML schema

```
<?xml version="1.0" encoding="UTF-8"?>
<xs:schema xmlns:xs="http://www.w3.org/2001/XMLSchema"
xmlns:ss="http://uri.etsi.org/ngn/params/xml/simservs/xcap"
targetNamespace="http://uri.etsi.org/ngn/params/xml/simservs/xcap" elementFormDefault="qualified"
attributeFormDefault="unqualified">
  <xs:include schemaLocation="operator-common-data.xsd"/>
  <xs:element name="operator-flexible-alerting" substitutionGroup="ss:absOperatorService"
nillable="true">
    <xs:annotation>
      <xs:documentation xml:lang="en">
        Operator part of the Flexible Alerting (FA) service
      </xs:documentation>
    </xs:annotation>
    <xs:complexType>
      <xs:complexContent>
        <xs:extension base="ss:operatorServiceConfigType">
          <xs:sequence>
            <xs:element name="default-group" type="xs:anyURI"/>
          </xs:sequence>
        </xs:extension>
      </xs:complexContent>
    </xs:complexType>
  </xs:element>

  <xs:element name="operator-flexible-alerting-group" substitutionGroup="ss:absOperatorService"
nillable="true">
    <xs:annotation>
      <xs:documentation xml:lang="en">
        Operator schema per Flexible Alerting (FA) group
      </xs:documentation>
    </xs:annotation>
    <xs:complexType>
      <xs:complexContent>
        <xs:extension base="ss:operatorServiceConfigType">
          <xs:sequence>
            <xs:element name="identity" type="xs:anyURI"/>
            <!--Pilot identity of the FA group-->
            <xs:element name="group-type">
              <xs:simpleType>
                <xs:restriction base="xs:string">
                  <xs:enumeration value="single-user"/>
                  <xs:enumeration value="multiple-users"/>
                </xs:restriction>
              </xs:simpleType>
            </xs:element>
            <xs:element name="membership">
              <xs:simpleType>
                <xs:restriction base="xs:string">
                  <xs:enumeration value="demand"/>
                  <xs:enumeration value="permanent"/>
                </xs:restriction>
              </xs:simpleType>
            </xs:element>
            <xs:element name="members">
              <!--List of members of the FA group-->
              <xs:complexType>
                <xs:sequence>
```



```

        <xs:element name="member" minOccurs="0" maxOccurs="unbounded">
          <xs:complexType>
            <xs:simpleContent>
              <xs:extension base="xs:anyURI">
                <xs:attribute name="active" type="xs:boolean"/>
              </xs:extension>
            </xs:simpleContent>
          </xs:complexType>
        </xs:element>
      </xs:sequence>
    </xs:complexType>
  </xs:element>
</xs:sequence>
</xs:extension>
</xs:complexContent>
</xs:complexType>
</xs:element>
</xs:schema>

```

## 7.2.21 Void

## 7.2.22 CAT service

### 7.2.22.1 User defined data

No user data is defined in 3GPP TS 24.182 [21].

### 7.2.22.2 Operator defined data

#### 7.2.22.2.1 Data semantics

The CAT service is authorized and activated by the operator by setting the "authorized" attribute of <operator-customized-alerting-tone> to "true".

#### 7.2.22.2.2 XML Schema

```

<?xml version="1.0" encoding="UTF-8"?>
<xs:schema xmlns:xs="http://www.w3.org/2001/XMLSchema"
xmlns:ss="http://uri.etsi.org/ngn/params/xml/simservs/xcap"
targetNamespace="http://uri.etsi.org/ngn/params/xml/simservs/xcap" elementFormDefault="qualified"
attributeFormDefault="unqualified">
  <xs:annotation>
    <xs:documentation xml:lang="en">
      Operator part of the Customized Alerting Tone (CAT) service
    </xs:documentation>
  </xs:annotation>
  <xs:element name="operator-customized-alerting-tone" substitutionGroup="ss:absOperatorService"
nillable="true">
    </xs:element>
  </xs:schema>

```

---

## 8 Mechanisms for transfer of Service Data between Application Server and the HSS for AS interoperability

### 8.1 Sh procedures to transfer Service Data

Standardized procedures of the Sh interface described in 3GPP TS 29.328 [18] are used between the AS and the HSS to access and update the Service Data attached to a user.

To aid a proper interoperability between AS, a certain number of additional recommendations are hereafter described:

- After an AS has created or modified Service Data, it shall update the Service Data in the HSS with the Sh-Update procedure.
- After an AS has downloaded Service Data from the HSS for a given user, it should subscribe to the notification of Service Data with the Sh-Subs-Notif
- If the AS has subscribed to the notification of Service Data, the AS shall support the Sh-Notif procedure to be informed of the changes in the Service Data.
- HSS and AS shall use Sequence Number information to ensure data synchronization

### 8.2 Base64 data encoding

As the Service Data for the binary option are in binary format, it shall be transcoded in a character mode to be transferred over the Sh interface.

The standard used for this transcoding is the base64 encoding mechanism as described in IETF RFC 2045 [19].

In reference to 3GPP TS 29.328 [18], Annex D, Tables D.1 and D.2, MMTEL Service Data used for AS interoperability is defined according to Table 8.2-1 regarding the XML schema for the Sh user profile interface.

**Table 8.2-1: Data type for Service Data in the XML schema for the Sh user profile interface**

Data type	Tag	Base type	Comments
tServiceData	ServiceData	String	Base64 encoded according to RFC 2045 [19]

---

## 9 IMS user group

### 9.1 General

An IMS user group comprises a list of IMS users which are members of the group and for which a certain service is offered specific to the group. Some generic data with the same meaning may appear for any IMS user group, especially the ones related to the relations between the IMS user group and its members, e.g. the list of the users that are members of the group. This specification only addresses the case when this generic data is stored in the HSS and transferred to the HSS through Sh as transparent data.

This specification standardizes the coding of a set of generic IMS user group data over the Sh interface within the repository data and the associated service indications.

The generic IMS user group data is defined in clause 9.3

Data describing service or feature content supported by an IMS user group is not considered as generic data associated to this IMS user group or to a member of this IMS user group. Such data is outside the scope of this specification.

## 9.2 Group identification and service indications

An IMS user group may be identified by

- a Public Service Identity of which the form is described in 3GPP TS 23.003 [24] or
- a Public User Identity when the group is identified by one of its user (e.g. the group controller).

The group identifier is handled as part of an IMS subscription but is used solely for Sh transparent data handling. The only intention of the IMS user group identifier is to identify a data container into HSS. IMS subscription management or traffic procedures of an IMS user group identifier do not apply to the group as such or any of its members. E.g. if IMPU1 is used to identify an IMS user group that consists of two users, identified by IMPU1 and IMPU2, if IMPU1 is registered, it does not have any effect in the group as such, i.e. IMPU2 registration status is not modified. The only intention of the usage of IMPU1 as the group identifier is to identify IMPU1 as the subscriber in HSS where the group transparent information (see 9.3.1) is stored.

The generic IMS user group data associated to an IMS user group shall be contained in the Service Data of the Repository data with the Service Indication having the value "IMS-GROUP".

The generic IMS group member data associated to an IMS user, identified by its public user identity, that is member of one or more IMS user groups shall be contained in the Service data of the Repository Data of this user with a Service Indication having the value "IMS-GROUP-MEMBER".

When a user belongs to different IMS groups, the Service Data comprises different subsets of IMS group member data, each associated to an IMS user group.

## 9.3 Information elements

### 9.3.1 Information elements associated to a IMS user group

The generic IMS user group data associated to an IMS user group comprises:

- the list of members of the IMS user group that comprises the public user identity of each member

Specific IMS user group data in particular parameters depending of the service content and attached to the group or to a member of the group is not standardised in this specification. It is implementation dependent to describe this data in repository data with specific AS dependent service indications.

### 9.3.2 Information elements associated to a IMS group member

The generic IMS user group member data of a user that is member of one or more IMS user groups associated comprises:

- the identities of the IMS groups to which the user belongs to

Specific group member data in particular parameters depending of the service content of the group for this member is not standardised in this specification. It is implementation dependent to describe this data in repository data with specific AS dependent service indications.

## 9.4 XML schemas

### 9.4.1 XML schema of the IMS group data

The hereafter XML schema describes the structure and content of the IMS group data. It will allow future extensions for adding new generic IMS group data.

```
<?xml version="1.0" encoding="utf-8" ?>
<xs:schema attributeFormDefault="unqualified" elementFormDefault="qualified"
xmlns:xs="http://www.w3.org/2001/XMLSchema">
  <xs:element name="Group" type="tGroup" />
  <xs:complexType name="tGroup">
```

```

    <xs:sequence>
      <xs:element minOccurs="0" maxOccurs="unbounded" name="GroupMember" type="tGroupMember" />
      <xs:any minOccurs="0" maxOccurs="unbounded" namespace="##other" processContents="lax" />
    </xs:sequence>
  </xs:complexType>
  <xs:complexType name="tGroupMember">
    <xs:sequence>
      <xs:element name="GroupMemberIdentity" type="tGroupMemberIdentity" />
      <xs:any minOccurs="0" maxOccurs="unbounded" namespace="##other" processContents="lax" />
    </xs:sequence>
  </xs:complexType>
  <xs:simpleType name="tGroupMemberIdentity" final="restriction list">
    <xs:union memberTypes="tSIP_URL tTEL_URL" />
  </xs:simpleType>
  <xs:simpleType name="tSIP_URL" final="restriction list">
    <xs:restriction base="xs:anyURI" />
  </xs:simpleType>
  <xs:simpleType name="tTEL_URL" final="restriction list">
    <xs:restriction base="xs:anyURI" />
  </xs:simpleType>
</xs:schema>

```

## 9.4.2 XML schema of the IMS group member data

The hereafter XML schema describes the structure and content of the IMS group data. It will allow future extensions for adding new generic IMS group data.

```

<?xml version="1.0" encoding="utf-8" ?>
<xs:schema attributeFormDefault="unqualified" elementFormDefault="qualified"
xmlns:xs="http://www.w3.org/2001/XMLSchema">
  <xs:element name="GroupsMembership" type="tGroupsMembership" />
  <xs:complexType name="tGroupsMembership">
    <xs:sequence>
      <xs:element minOccurs="0" maxOccurs="unbounded" name="GroupMembership" type="tGroupMembership"
/ >
      <xs:any minOccurs="0" maxOccurs="unbounded" namespace="##other" processContents="lax" />
    </xs:sequence>
  </xs:complexType>
  <xs:complexType name="tGroupMembership">
    <xs:sequence>
      <xs:element name="GroupIdentity" type="tGroupIdentity" />
      <xs:any minOccurs="0" maxOccurs="unbounded" namespace="##other" processContents="lax" />
    </xs:sequence>
  </xs:complexType>
  <xs:simpleType name="tGroupIdentity" final="restriction list">
    <xs:union memberTypes="tSIP_URL tTEL_URL" />
  </xs:simpleType>
  <xs:simpleType name="tSIP_URL" final="restriction list">
    <xs:restriction base="xs:anyURI" />
  </xs:simpleType>
  <xs:simpleType name="tTEL_URL" final="restriction list">
    <xs:restriction base="xs:anyURI" />
  </xs:simpleType>
</xs:schema>

```

---

# 10 ODB Information for IMS Oriented Services

## 10.1 Service Indication

A dedicated Service Indication value shall be used for repository data containing ODB Information for IMS Oriented Services formatted according to the XML schema specified in clause 10.2. The value of the Service Indication shall be "IMS-ODB-Information".

Proprietary extensions shall use not standardized Service Indications. There is no constraint for the data structure of the proprietary Service Data.

## 10.2 IMS-ODB-Information schema

The following shows the IMS-ODB-Information schema:

```
<?xml version="1.0" encoding="UTF-8"?>
<xs:schema xmlns:xs="http://www.w3.org/2001/XMLSchema" elementFormDefault="qualified"
attributeFormDefault="unqualified">

  <xs:simpleType name="tOutgoingBarring" final="list restriction">
    <xs:restriction base="xs:unsignedByte">
      <xs:maxInclusive value="3"/>
      <xs:enumeration value="0">
        <xs:annotation>
          <xs:documentation>
            <label xml:lang="en">BARRING OF OUTGOING COMMUNICATION</label>
            <definition xml:lang="en">outgoing communication barred</definition>
          </xs:documentation>
        </xs:annotation>
      </xs:enumeration>
      <xs:enumeration value="1">
        <xs:annotation>
          <xs:documentation>
            <label xml:lang="en">BARRING OF OUTGOING INTERNATIONAL
COMMUNICATIONS</label>
            <definition xml:lang="en">outgoing international communications
barred</definition>
          </xs:documentation>
        </xs:annotation>
      </xs:enumeration>
      <xs:enumeration value="2">
        <xs:annotation>
          <xs:documentation>
            <label xml:lang="en">BARRING OF OUTGOING INTERNATIONAL COMMUNICATIONS
EXHPLMNC</label>
            <definition xml:lang="en">outgoing international communications barred
except those directed to the home plmn country</definition>
          </xs:documentation>
        </xs:annotation>
      </xs:enumeration>
      <xs:enumeration value="3">
        <xs:annotation>
          <xs:documentation>
            <label xml:lang="en">BARRING OF OUTGOING COMMUNICATIONS WHEN ROAMING</label>
            <definition xml:lang="en">outgoing communications barred when roaming
outside the hplmn country</definition>
          </xs:documentation>
        </xs:annotation>
      </xs:enumeration>
    </xs:restriction>
  </xs:simpleType>

  <xs:simpleType name="tIncomingBarring" final="list restriction">
    <xs:restriction base="xs:unsignedByte">
      <xs:maxInclusive value="1"/>
      <xs:enumeration value="0">
        <xs:annotation>
          <xs:documentation>
            <label xml:lang="en">BARRING OF INCOMING COMMUNICATION</label>
            <definition xml:lang="en">incoming communication barred</definition>
          </xs:documentation>
        </xs:annotation>
      </xs:enumeration>
      <xs:enumeration value="1">
        <xs:annotation>
          <xs:documentation>
            <label xml:lang="en">BARRING OF INCOMING COMMUNICATIONS WHEN ROAMING</label>
            <definition xml:lang="en">incoming communications barred when roaming
outside the hplmn country</definition>
          </xs:documentation>
        </xs:annotation>
      </xs:enumeration>
    </xs:restriction>
  </xs:simpleType>

  <xs:simpleType name="tBarringOfRoaming" final="list restriction">
    <xs:restriction base="xs:unsignedByte">
      <xs:maxInclusive value="1"/>
```

```

    <xs:enumeration value="0">
      <xs:annotation>
        <xs:documentation>
          <label xml:lang="en">BARRING OF ROAMING OUTSIDE THE HOME PLMN</label>
          <definition xml:lang="en">roaming outside hplmn barred</definition>
        </xs:documentation>
      </xs:annotation>
    </xs:enumeration>
    <xs:enumeration value="1">
      <xs:annotation>
        <xs:documentation>
          <label xml:lang="en">BARRING OF ROAMING OUTSIDE THE HPLMN COUNTRY</label>
          <definition xml:lang="en">roaming outside hplmn country barred</definition>
        </xs:documentation>
      </xs:annotation>
    </xs:enumeration>
  </xs:restriction>
</xs:simpleType>

<xs:simpleType name="tDivertedToAddressRegistrationBarring" final="list restriction">
  <xs:restriction base="xs:unsignedByte">
    <xs:maxInclusive value="2"/>
    <xs:enumeration value="0">
      <xs:annotation>
        <xs:documentation>
          <label xml:lang="en">BARRING OF REGISTRATION OF ANY COMMUNICATION DIVERTED-
TO ADDRESS</label>
          <definition xml:lang="en">registration of any communication diverted-to
address barred</definition>
        </xs:documentation>
      </xs:annotation>
    </xs:enumeration>
    <xs:enumeration value="1">
      <xs:annotation>
        <xs:documentation>
          <label xml:lang="en">BARRING OF REGISTRATION OF ANY INTERNATIONAL
COMMUNICATION DIVERTED-TO ADDRESS</label>
          <definition xml:lang="en">registration of any international communication
diverted-to address barred</definition>
        </xs:documentation>
      </xs:annotation>
    </xs:enumeration>
    <xs:enumeration value="2">
      <xs:annotation>
        <xs:documentation>
          <label xml:lang="en">BARRING OF REGISTRATION OF ANY INTERNATIONAL
COMMUNICATION DIVERTED-TO ADDRESS EXHPLMNC</label>
          <definition xml:lang="en">registration of any international communication
diverted-to address except addresses within the hplmn country barred</definition>
        </xs:documentation>
      </xs:annotation>
    </xs:enumeration>
  </xs:restriction>
</xs:simpleType>

<xs:simpleType name="tSimpleInvocationOfCommunicationTransferBarring" final="list restriction">
  <xs:restriction base="xs:unsignedByte">
    <xs:maxInclusive value="2"/>
    <xs:enumeration value="0">
      <xs:annotation>
        <xs:documentation>
          <label xml:lang="en">BARRING OF INVOCATION OF COMMUNICATION TRANSFER</label>
          <definition xml:lang="en">invocation of communication transfer
barred</definition>
        </xs:documentation>
      </xs:annotation>
    </xs:enumeration>
    <xs:enumeration value="1">
      <xs:annotation>
        <xs:documentation>
          <label xml:lang="en">BARRING OF INVOCATION OF COMMUNICATION TRANSFER WHERE
AT LEAST ONE LEG IS CHARGED</label>
          <definition xml:lang="en">invocation of communication transfer where at
least one of the two communications is a communication charged to the served subscriber
barred</definition>
        </xs:documentation>
      </xs:annotation>
    </xs:enumeration>
  </xs:restriction>
</xs:simpleType>

```

```

    <xs:enumeration value="2">
      <xs:annotation>
        <xs:documentation>
          <label xml:lang="en">BARRING OF INVOCATION OF COMMUNICATION TRANSFER WHERE
AT LEAST ONE LEG IS CHARGED AT INTERNATIONAL RATES</label>
          <definition xml:lang="en">invocation of communication transfer where at
least one of the two communications is a communication charged to the served subscriber at
international rates barred</definition>
        </xs:documentation>
      </xs:annotation>
    </xs:enumeration>
  </xs:restriction>
</xs:simpleType>

<xs:simpleType name="tBool">
  <xs:restriction base="xs:boolean"/>
</xs:simpleType>

<xs:complexType name="tExtension">
  <xs:sequence>
    <xs:any processContents="lax" minOccurs="0" maxOccurs="unbounded"/>
  </xs:sequence>
</xs:complexType>

<xs:complexType name="tOutgoingPremiumRateBarring">
  <xs:sequence>
    <xs:element name="PremiumRateCommunicationsInformation" type="tBool" default="0"
minOccurs="0"/>
    <xs:element name="PremiumRateCommunicationsEntertainment" type="tBool" default="0"
minOccurs="0"/>
    <xs:element name="PremiumRateCallsInformationWhenRoamingOutsideHplmnCountry"
type="tBool" default="0" minOccurs="0"/>
    <xs:element name="PremiumRateCallsEntertainmentWhenRoamingOutsideHplmnCountry"
type="tBool" default="0" minOccurs="0"/>
    <xs:element name="Extension" type="tExtension" minOccurs="0"/>
    <xs:any namespace="##other" processContents="lax" minOccurs="0" maxOccurs="unbounded"/>
  </xs:sequence>
</xs:complexType>

<xs:complexType name="tOperatorSpecificBarring">
  <xs:sequence>
    <xs:element name="Type1" type="tBool" default="0" minOccurs="0"/>
    <xs:element name="Type2" type="tBool" default="0" minOccurs="0"/>
    <xs:element name="Type3" type="tBool" default="0" minOccurs="0"/>
    <xs:element name="Type4" type="tBool" default="0" minOccurs="0"/>
    <xs:element name="Extension" type="tExtension" minOccurs="0"/>
    <xs:any namespace="##other" processContents="lax" minOccurs="0" maxOccurs="unbounded"/>
  </xs:sequence>
</xs:complexType>

<xs:complexType name="tOdbForImsMultimediaTelephonyServices">
  <xs:sequence>
    <xs:element name="OutgoinBarring" type="tOutgoingBarring" minOccurs="0"/>
    <xs:element name="IncomingBarring" type="tIncomingBarring" minOccurs="0"/>
    <xs:element name="BarringOfRoaming" type="tBarringOfRoaming" minOccurs="0"/>
    <xs:element name="OutgoingPremiumRateBarring" type="tOutgoingPremiumRateBarring"
minOccurs="0"/>
    <xs:element name="OperatorSpecificBarring" type="tOperatorSpecificBarring"
minOccurs="0"/>
    <xs:element name="BarringOfSupplementaryServicesManagement" type="tBool" default="0"
minOccurs="0"/>
    <xs:element name="DivertedToAddressRegistrationBarring"
type="tDivertedToAddressRegistrationBarring" minOccurs="0"/>
    <xs:element name="SimpleInvocationOfCommunicationTransferBarring"
type="tSimpleInvocationOfCommunicationTransferBarring" minOccurs="0"/>
    <xs:element name="InvocationOfChargeableCommunicationTransferBarring" type="tBool"
default="0" minOccurs="0"/>
    <xs:element name="MultipleInvocationOfCommunicationTransferBarring" type="tBool"
default="0" minOccurs="0"/>
    <xs:element name="Extension" type="tExtension" minOccurs="0"/>
    <xs:any namespace="##other" processContents="lax" minOccurs="0" maxOccurs="unbounded"/>
  </xs:sequence>
</xs:complexType>

<xs:complexType name="tOdbForImsOrientedServices">
  <xs:sequence>
    <xs:element name="OdbForImsMultimediaTelephonyServices"
type="tOdbForImsMultimediaTelephonyServices" minOccurs="0"/>

```

```
<xs:element name="Extension" type="tExtension" minOccurs="0"/>
  <xs:any namespace="##other" processContents="lax" minOccurs="0" maxOccurs="unbounded"/>
</xs:sequence>
</xs:complexType>

<xs:element name="OdbForImsOrientedServices" type="tOdbForImsOrientedServices"/>
</xs:schema>
```



# Annex A (informative): Dataset example with variable length data

This example illustrates the use of offset and length elements to point variable data in a dataset.

Four variables are defined, each with the following values:

Var1 = 012345678

Var2 empty

Var3 = ABCD

Var4= 124345678

The coding of the dataset is as follows:

**Figure Annex A-1: Dataset example**

Byte order	0	Dataset header				-----
		Other fixed format data				
		Var1				
		Offset=60	Len=9			
		Var2				
		Offset=69	Len=0			
		Other fixed format data				
		Var3				
		Offset=69	Len=4			
		Var4				
	Offset =73	Len=8				
	Other fixed format data					
60	0	1	2	3	Variable length data	
64	4	5	6	7		
68	8	A	B	C		
72	D	1	2	3		
76	4	5	6	7		
80	8				-----	

## Annex B (informative): Change history

Change history							
Date	TSG #	TSG Doc.	CR	Rev	Subject/Comment	Old	New
2008-12	CT#42	CP-080720			V1.0.0 approved in CT#42	1.0.0	8.0.0
2009-03	CT#43	CP-090027	0001	1	Network provider options for CDIV with binary option	8.0.0	8.1.0
			0002	1	Complement on NDUB parameter in the binary option		
			0003	1	IMS CAT description with binary option		
			0004	1	AOC parameters with binary option		
			0005	2	Editor's notes and Service names corrections		
			0006		AOC Service with XML option		
			0007		Service Indication for XML format		
			0008		Addition of schema locations for XML files		
			0009		Cleanup of XML files for operator common data		
			0010	1	NDUB parameter in XML option		
			0011	1	CUG not supported in XML option		
			0012	2	CAT parameters in XML option		
			0013	1	Reverse charging note in XML		
			0014	1	CC parameters in XML option		
2009-06	CT#44	CP-090304	0016	1	Document references in AOC subclause	8.1.0	8.2.0
			0017	1	Editorial Changes		
2009-06					Styles and format errors corrected in tables caused by implementation in v.8.2.0, e.g. bullets removed.	8.2.0	8.2.1
2009-09	CT#45	CP-090551	0018	1	Flexible Alerting with binary option	8.2.1	8.3.0
			0019		CAT User configuration		
			0020	1	XML schema for Flexible Alerting		
2009-12	-	-	-	-	Update to Rel-9 version (MCC)	8.3.0	9.0.0
2011-03	-	-	-	-	Update to Rel-10 version (MCC)	9.0.0	10.0.0
2011-09	CT#53	CP-110556	0023	-	OIP/OIR data syntax	10.0.0	10.1.0
2012-09	CT#57	CP-120482	0027	-	IMS user group over Sh	10.1.0	11.0.0
2012-12	CT#58	CP-120715	0028	1	XML corrections	11.0.0	11.1.0
		CP-120876	0029	2	Transparent Data coding of IMS ODB info		
2013-03	CT#59	CP-130012	0041	-	XML document Version	11.1.0	11.2.0

---

## History

<b>Document history</b>		
V11.0.0	October 2012	Publication
V11.1.0	January 2013	Publication
V11.2.0	April 2013	Publication