

ETSI TS 132 298 V6.3.0 (2006-03)

Technical Specification

**Universal Mobile Telecommunications System (UMTS);
Telecommunication management;
Charging management;
Charging Data Record (CDR) parameter description
(3GPP TS 32.298 version 6.3.0 Release 6)**



Reference

RTS/TSGS-0532298v630

Keywords

UMTS

ETSI

650 Route des Lucioles
F-06921 Sophia Antipolis Cedex - FRANCE

Tel.: +33 4 92 94 42 00 Fax: +33 4 93 65 47 16

Siret N° 348 623 562 00017 - NAF 742 C
Association à but non lucratif enregistrée à la
Sous-Préfecture de Grasse (06) N° 7803/88

Important notice

Individual copies of the present document can be downloaded from:

<http://www.etsi.org>

The present document may be made available in more than one electronic version or in print. In any case of existing or perceived difference in contents between such versions, the reference version is the Portable Document Format (PDF). In case of dispute, the reference shall be the printing on ETSI printers of the PDF version kept on a specific network drive within ETSI Secretariat.

Users of the present document should be aware that the document may be subject to revision or change of status. Information on the current status of this and other ETSI documents is available at

<http://portal.etsi.org/tb/status/status.asp>

If you find errors in the present document, please send your comment to one of the following services:

http://portal.etsi.org/chaicor/ETSI_support.asp

Copyright Notification

No part may be reproduced except as authorized by written permission.
The copyright and the foregoing restriction extend to reproduction in all media.

© European Telecommunications Standards Institute 2006.
All rights reserved.

DECTTM, **PLUGTESTS**TM and **UMTS**TM are Trade Marks of ETSI registered for the benefit of its Members.
TIPHONTM and the **TIPHON logo** are Trade Marks currently being registered by ETSI for the benefit of its Members.
3GPPTM is a Trade Mark of ETSI registered for the benefit of its Members and of the 3GPP Organizational Partners.

Intellectual Property Rights

IPRs essential or potentially essential to the present document may have been declared to ETSI. The information pertaining to these essential IPRs, if any, is publicly available for **ETSI members and non-members**, and can be found in ETSI SR 000 314: "*Intellectual Property Rights (IPRs); Essential, or potentially Essential, IPRs notified to ETSI in respect of ETSI standards*", which is available from the ETSI Secretariat. Latest updates are available on the ETSI Web server (<http://webapp.etsi.org/IPR/home.asp>).

Pursuant to the ETSI IPR Policy, no investigation, including IPR searches, has been carried out by ETSI. No guarantee can be given as to the existence of other IPRs not referenced in ETSI SR 000 314 (or the updates on the ETSI Web server) which are, or may be, or may become, essential to the present document.

Foreword

This Technical Specification (TS) has been produced by ETSI 3rd Generation Partnership Project (3GPP).

The present document may refer to technical specifications or reports using their 3GPP identities, UMTS identities or GSM identities. These should be interpreted as being references to the corresponding ETSI deliverables.

The cross reference between GSM, UMTS, 3GPP and ETSI identities can be found under <http://webapp.etsi.org/key/queryform.asp> .

Contents

Intellectual Property Rights	2
Foreword.....	2
Foreword.....	9
1 Scope	10
2 References	10
3 Definitions, symbols and abbreviations	13
3.1 Definitions	13
3.2 Symbols.....	13
3.3 Abbreviations	13
4 Architecture Considerations	14
5 CDR parameters and abstract syntax.....	15
5.1 CDR parameter description	15
5.1.1 Generic CDR parameters	15
5.1.1.1 Serving Network Identity	15
5.1.2 Bearer level CDR parameters	15
5.1.2.1 CS domain CDR parameters	15
5.1.2.1.1 Additional Charging Information	15
5.1.2.1.2 AoC parameters/change of AoC parameters	16
5.1.2.1.3 Basic Service/change of service/ISDN Basic Service	16
5.1.2.1.4 Call duration	16
5.1.2.1.5 Call reference	17
5.1.2.1.6 Calling/called/connected/translated number.....	17
5.1.2.1.7 Calling Party Number.....	18
5.1.2.1.8 CAMEL call leg information.....	18
5.1.2.1.9 CAMEL information	18
5.1.2.1.10 CAMEL initiated CF indicator	18
5.1.2.1.11 CAMEL modified Service Centre	18
5.1.2.1.12 CAMEL SMS Information	19
5.1.2.1.13 Cause for termination	19
5.1.2.1.14 Channel Coding Accepted/Channel Coding Used.....	19
5.1.2.1.15 Data volume	20
5.1.2.1.16 Default call/SMS handling	20
5.1.2.1.17 Destination Subscriber Number.....	20
5.1.2.1.18 Diagnostics	20
5.1.2.1.19 EMS-Digits.....	20
5.1.2.1.20 EMS-Key.....	20
5.1.2.1.21 Entity number	20
5.1.2.1.22 Equipment id	20
5.1.2.1.23 Equipment type.....	20
5.1.2.1.24 Event time stamps.....	21
5.1.2.1.25 Fixed Network User Rate	21
5.1.2.1.26 Free format data.....	22
5.1.2.1.27 Free format data append indicator	22
5.1.2.1.28 GsmSCF address	22
5.1.2.1.29 Guaranteed Bit Rate	22
5.1.2.1.30 HSCSD parameters/Change of HSCSD parameters	22
5.1.2.1.31 Incoming/outgoing trunk group.....	23
5.1.2.1.32 Interrogation result	23
5.1.2.1.33 IMEI Check Event.....	23
5.1.2.1.34 IMEI Status.....	23
5.1.2.1.35 JIP Parameter.....	23
5.1.2.1.36 JIP Query Status Indicator.....	23
5.1.2.1.37 JIP Source Indicator	24

5.1.2.1.38	LCS Cause	24
5.1.2.1.39	LCS Client Identity.....	24
5.1.2.1.40	LCS Client Type.....	24
5.1.2.1.41	LCS Priority	24
5.1.2.1.42	LCS QoS.....	24
5.1.2.1.43	Level of CAMEL service	24
5.1.2.1.44	Location/change of location	24
5.1.2.1.45	Location Estimate	24
5.1.2.1.46	Location Routing Number (LRN)	25
5.1.2.1.47	Location Type.....	25
5.1.2.1.48	LRN Query Status Indicator	25
5.1.2.1.49	LRN Source Indicator.....	25
5.1.2.1.50	Maximum Bit Rate	25
5.1.2.1.51	Measure Duration	26
5.1.2.1.52	Message reference	26
5.1.2.1.53	MLC Number	26
5.1.2.1.54	Mobile station classmark/change of classmark	26
5.1.2.1.55	MOLR Type	26
5.1.2.1.56	MSC Address	26
5.1.2.1.57	MSC Server Indication	26
5.1.2.1.58	Network Call Reference	26
5.1.2.1.59	Notification to MS user	26
5.1.2.1.60	Number of DP encountered	26
5.1.2.1.61	Number of forwarding	27
5.1.2.1.62	Old /new location	27
5.1.2.1.63	Partial Record Type.....	27
5.1.2.1.64	Positioning Data	27
5.1.2.1.65	Positioning Data	27
5.1.2.1.66	Privacy Override.....	27
5.1.2.1.67	Radio channel requested/radio channel used/change of radio channel	27
5.1.2.1.68	Rate Indication.....	27
5.1.2.1.68A	Reason for Service Change.....	28
5.1.2.1.69	Record extensions.....	28
5.1.2.1.70	Record type.....	28
5.1.2.1.71	Recording Entity.....	28
5.1.2.1.72	Roaming number	28
5.1.2.1.73	Routing number	28
5.1.2.1.74	Sequence number.....	28
5.1.2.1.75	Served IMEI	28
5.1.2.1.76	Served IMSI	29
5.1.2.1.77	Served MSISDN	29
5.1.2.1.78	Service centre address	29
5.1.2.1.79	Service key	29
5.1.2.1.80	Short message service result.....	29
5.1.2.1.81	Speech version supported/Speech version used.....	29
5.1.2.1.82	System type	29
5.1.2.1.83	Supplementary service(s)	29
5.1.2.1.84	Supplementary service action	30
5.1.2.1.85	Supplementary service action result	30
5.1.2.1.86	Supplementary service parameters	30
5.1.2.1.87	Supplementary service(s)	30
5.1.2.1.88	Transparency indicator	30
5.1.2.1.89	Update result.....	30
5.1.2.1.90	Redial attempt.....	30
5.1.2.2	PS domain CDR parameters.....	30
5.1.2.2.1	Access Point Name (APN) Network/Operator Identifier	31
5.1.2.2.2	APN Selection Mode	31
5.1.2.2.3	CAMEL Charging Information	31
5.1.2.2.4	CAMEL Information	31
5.1.2.2.5	Cause for Record Closing.....	32
5.1.2.2.6	Cell Identifier	33
5.1.2.2.7	Charging Characteristics.....	33

5.1.2.2.8	Charging Characteristics Selection Mode	34
5.1.2.2.9	Charging ID	34
5.1.2.2.10	Destination Number	34
5.1.2.2.11	Diagnostics	34
5.1.2.2.12	Duration	34
5.1.2.2.13	Dynamic Address Flag	34
5.1.2.2.14	Event Time Stamps	35
5.1.2.2.15	External Charging Identifier	35
5.1.2.2.16	GGSN Address Used	35
5.1.2.2.17	IMS Signalling Context	35
5.1.2.2.18	LCS Cause	35
5.1.2.2.19	LCS Client Identity	35
5.1.2.2.20	LCS Client Type	35
5.1.2.2.21	LCS Priority	35
5.1.2.2.22	LCS QoS	35
5.1.2.2.22A	List of Service Data	36
5.1.2.2.23	List of Traffic Data Volumes	36
5.1.2.2.24	Local Record Sequence Number	38
5.1.2.2.25	Location Estimate	38
5.1.2.2.26	Location Method	38
5.1.2.2.27	Location Type	38
5.1.2.2.28	Measurement Duration	38
5.1.2.2.29	Message reference	38
5.1.2.2.30	MLC Number	38
5.1.2.2.31	MS Network Capability	38
5.1.2.2.32	MS Time Zone	38
5.1.2.2.33	Network Initiated PDP Context	38
5.1.2.2.34	Node ID	38
5.1.2.2.35	Notification to MS user	38
5.1.2.2.36	PDP Type	39
5.1.2.2.37	Positioning Data	39
5.1.2.2.38	Privacy Override	39
5.1.2.2.39	PS Furnish Charging Information	39
5.1.2.2.40	QoS Requested/QoS Negotiated	39
5.1.2.2.41	RAT Type	39
5.1.2.2.42	Record Extensions	40
5.1.2.2.43	Record Opening Time	40
5.1.2.2.44	Record Sequence Number	40
5.1.2.2.45	Record Type	40
5.1.2.2.46	Recording Entity Number	40
5.1.2.2.47	RNC Unsent Downlink Volume	40
5.1.2.2.48	Routing Area Code/Location/Cell Identifier/Change of location	40
5.1.2.2.49	Served IMEI	40
5.1.2.2.50	Served IMEISV	41
5.1.2.2.51	Served IMSI	41
5.1.2.2.52	Served MSISDN	41
5.1.2.2.53	Served PDP Address	41
5.1.2.2.54	Service Centre Address	41
5.1.2.2.55	SGSN Address	41
5.1.2.2.56	SGSN Change	41
5.1.2.2.57	Short Message Service (SMS) Result	41
5.1.2.2.58	System Type	41
5.1.2.2.59	User Location Information	42
5.1.2.3	WLAN CDR parameters	42
5.1.3	Subsystem level CDR parameters	42
5.1.3.1	IMS CDR parameters	42
5.1.3.1.1	Application Provided Called Parties	42
5.1.3.1.2	Application Servers Information	42
5.1.3.1.3	Application Servers Involved	42
5.1.3.1.4	Authorised QoS	42
5.1.3.1.5	Bearer Service	42
5.1.3.1.6	Called Party Address	42

5.1.3.1.7	Calling Party Address	42
5.1.3.1.8	Cause for Record Closing	43
5.1.3.1.9	Content Disposition	43
5.1.3.1.10	Content Length	43
5.1.3.1.11	Content Type	43
5.1.3.1.12	Expires	43
5.1.3.1.13	GGSN Address	43
5.1.3.1.14	GPRS Charging ID	43
5.1.3.1.15	IMS Charging Identifier	43
5.1.3.1.16	Incomplete CDR Indication	44
5.1.3.1.17	List of Inter Operator Identifiers	44
5.1.3.1.18	List of Message Bodies	44
5.1.3.1.19	List of SDP Media Components	44
5.1.3.1.20	Local Record Sequence Number	45
5.1.3.1.21	Media Initiator Flag	45
5.1.3.1.22	Node Address	45
5.1.3.1.23	Originator	45
5.1.3.1.24	Private User ID	45
5.1.3.1.25	Record Closure Time	45
5.1.3.1.26	Record Extensions	45
5.1.3.1.27	Record Opening Time	45
5.1.3.1.28	Record Sequence Number	45
5.1.3.1.29	Record Type	45
5.1.3.1.30	Retransmission	45
5.1.3.1.31	Role of Node	45
5.1.3.1.32	SDP Media Components	46
5.1.3.1.33	SDP Media Description:	46
5.1.3.1.34	SDP Media Name	46
5.1.3.1.35	SDP Session Description	46
5.1.3.1.36	Service Delivery End Time Stamp	46
5.1.3.1.37	Service Reason Return Code	47
5.1.3.1.38	Service Delivery Start Time Stamp	47
5.1.3.1.39	Service ID	47
5.1.3.1.40	Service Request Timestamp	47
5.1.3.1.41	Service Specific Data	47
5.1.3.1.42	Session ID	47
5.1.3.1.43	Served Party IP Address	47
5.1.3.1.44	SIP Method	47
5.1.3.1.45	SIP Request Timestamp	47
5.1.3.1.46	SIP Response Timestamp	47
5.1.3.1.47	S-CSCF Information	48
5.1.3.1.48	Trunk Group ID Incoming/Outgoing	48
5.1.4	Service level CDR parameters	48
5.1.4.1	MMS CDR parameters	48
5.1.4.1.1	3GPP MMS Version	48
5.1.4.1.2	Access Correlation	48
5.1.4.1.3	Acknowledgement Request	48
5.1.4.1.4	Attributes List	48
5.1.4.1.5	Billing Information	48
5.1.4.1.6	Charge Information	48
5.1.4.1.7	Content Type	49
5.1.4.1.8	Delivery Report Requested	49
5.1.4.1.9	Duration of Transmission	49
5.1.4.1.10	Earliest Time of Delivery	49
5.1.4.1.11	Forward Counter	49
5.1.4.1.12	Forwarding Address	49
5.1.4.1.13	Forwarding MMS Relay/Server Address	49
5.1.4.1.14	Limit	49
5.1.4.1.15	Linked ID	50
5.1.4.1.16	Local Record Sequence Number	50
5.1.4.1.17	Managing Address	50
5.1.4.1.18	Message Class	50

5.1.4.1.19	Message Distribution Indicator	50
5.1.4.1.20	Message ID	50
5.1.4.1.21	Message Reference	50
5.1.4.1.22	Message selection	50
5.1.4.1.23	Message Size	50
5.1.4.1.24	MMS Storage Information	50
5.1.4.1.25	MM component list	51
5.1.4.1.26	MM Date and Time	51
5.1.4.1.27	MM Listing	51
5.1.4.1.28	MM Status Code	51
5.1.4.1.29	MSCF Information	51
5.1.4.1.30	Originator Address	51
5.1.4.1.31	Originator MMS Relay/Server Address	51
5.1.4.1.32	Priority	52
5.1.4.1.33	Quotas	52
5.1.4.1.34	Quotas requested	52
5.1.4.1.35	Read Reply Requested	52
5.1.4.1.36	Read Status	52
5.1.4.1.37	Recipient Address	52
5.1.4.1.38	Recipient MMS Relay/Server Address	52
5.1.4.1.39	Recipients Address List	52
5.1.4.1.40	Record Extensions	52
5.1.4.1.41	Record Time Stamp	52
5.1.4.1.42	Record Type	52
5.1.4.1.43	Reply Charging	52
5.1.4.1.44	Reply Charging ID	53
5.1.4.1.45	Reply Charging Size	53
5.1.4.1.46	Reply Deadline	53
5.1.4.1.47	Report allowed	53
5.1.4.1.48	Request Status code	53
5.1.4.1.49	Routeing Address	53
5.1.4.1.50	Routeing Address List	53
5.1.4.1.51	Sender Address	53
5.1.4.1.52	Sender Visibility	53
5.1.4.1.53	Service code	54
5.1.4.1.54	Start	54
5.1.4.1.55	Status Text	54
5.1.4.1.56	Submission Time	54
5.1.4.1.57	Time of Expiry	54
5.1.4.1.58	Totals	54
5.1.4.1.59	Totals requested	54
5.1.4.1.60	Upload Time	54
5.1.4.1.61	VAS ID	54
5.1.4.1.62	VASP ID	54
5.1.4.2	LCS CDR parameters	54
5.1.4.2.1	Home GMLC Identity	54
5.1.4.2.2	LCS Client Identity	54
5.1.4.2.3	LCS Client Type	55
5.1.4.2.4	LCS Priority	55
5.1.4.2.5	Location Estimate	55
5.1.4.2.6	Location Type	55
5.1.4.2.7	Positioning Data	55
5.1.4.2.8	Provider Error	55
5.1.4.2.9	Requesting GMLC Identity	55
5.1.4.2.10	Result code	55
5.1.4.2.11	Target IMSI	55
5.1.4.2.12	Target MSISDN	55
5.1.4.2.13	User Error	55
5.1.4.2.14	Visited GMLC Identity	56
5.1.4.3	PoC CDR parameters	56
5.1.4.4	MBMS CDR parameters	56
5.1.4.4.1	TMGI	56

5.1.4.4.2	Required MBMS Bearer Capabilities	56
5.1.4.4.3	MBMS Service Area	56
5.1.4.4.4	MBMS Service Type	56
5.1.4.4.5	MBMS 2G 3G Indicator	56
5.1.4.4.6	MBMS Session Identity	56
5.2	CDR abstract syntax specification.....	57
5.2.1	Generic ASN.1 definitions.....	57
5.2.2	Bearer level CDR definitions.....	63
5.2.2.1	CS domain CDRs	63
5.2.2.2	PS domain CDRs	81
5.2.2.3	WLAN CDRs	90
5.2.3	Subsystem level CDR definitions.....	91
5.2.3.1	IMS CDRs.....	91
5.2.4	Service level CDR definitions	94
5.2.4.1	MMS CDRs.....	94
5.2.4.2	LCS CDRs.....	106
5.2.4.3	PoC CDRs.....	106
5.2.4.4	MBMS CDRs.....	108
6	CDR encoding rules	111
6.1	3GPP standardised encodings.....	111
6.2	Encoding version indication	111
Annex A (normative):	CDR abstract syntax – machine processable.....	112
Annex B (informative):	Bibliography	113
Annex C (informative):	Change history	114
History		115

Foreword

This Technical Specification has been produced by the 3rd Generation Partnership Project (3GPP).

The contents of the present document are subject to continuing work within the TSG and may change following formal TSG approval. Should the TSG modify the contents of the present document, it will be re-released by the TSG with an identifying change of release date and an increase in version number as follows:

Version x.y.z

where:

- x the first digit:
 - 1 presented to TSG for information;
 - 2 presented to TSG for approval;
 - 3 or greater indicates TSG approved document under change control.
- y the second digit is incremented for all changes of substance, i.e. technical enhancements, corrections, updates, etc.
- z the third digit is incremented when editorial only changes have been incorporated in the document.

1 Scope

The present document is part of a series of documents that specify charging functionality and charging management in GSM and UMTS networks. The GSM/UMTS core network charging architecture and principles are specified in document TS 32.240 [1], which provides an umbrella for other charging management documents that specify:

- the content of the CDRs per domain and subsystem (offline charging);
- the content of real-time charging events per domain/subsystem (online charging);
- the functionality of online and offline charging for those domains and subsystems;
- the interfaces that are used in the charging framework to transfer the charging information (i.e. CDRs or charging events).

The complete document structure for these TSs is defined in TS 32.240 [1].

The present document specifies the CDR parameters, the abstract syntax and encoding rules for all the CDR types that are defined in the charging management TSs described above. Therefore, it is only applicable to offline charging. The mechanisms used to transfer the CDRs from the generating node to the operator's billing domain (e.g. the billing system or a mediation device) are specified in TS 32.297 [42]. Further details with respect to the operator's billing domain for offline charging are out of scope of 3GPP standardisation.

Note that a generic Diameter application for online charging in 3GPP networks is specified in TS 32.299 [40]. Furthermore, 3GPP TSs are being created to standardise some technical aspects of the operator's billing domain for online charging, i.e. the Online Charging System (OCS).

All terms, definitions and abbreviations used in the present document, that are common across 3GPP TSs, are defined in the 3GPP Vocabulary, TR 21.905 [50]. Those that are common across charging management in UMTS domains or subsystems are provided in the umbrella document TS 32.240 [1] and are copied into clause 3 of the present document for ease of reading. Finally, those items that are specific to the present document are defined exclusively in the present document.

Furthermore, requirements that govern the charging work are specified in 3GPP TS 22.115 [102].

2 References

The following documents contain provisions which, through reference in this text, constitute provisions of the present document.

- References are either specific (identified by date of publication, edition number, version number, etc.) or non-specific.
- For a specific reference, subsequent revisions do not apply.
- For a non-specific reference, the latest version applies. In the case of a reference to a 3GPP document (including a GSM document), a non-specific reference implicitly refers to the latest version of that document *in the same Release as the present document*.

[1] 3GPP TS 32.240: "Telecommunication management; Charging management; Charging Architecture and Principles".

[2]-[9] Void.

[10] 3GPP TS 32.250: "Telecommunication management; Charging management; Circuit Switched (CS) domain charging".

[11] 3GPP TS 32.251: "Telecommunication management; Charging management; Packet Switched (PS) domain charging".

- [12] 3GPP TS 32.252: "Telecommunication management; Charging management; Wireless Local Area Network (WLAN) charging".
- [13]-[19] Void.
- [20] 3GPP TS 32.260: "Telecommunication management; Charging management; IP Multimedia Subsystem (IMS) charging".
- [21]-[29] Void.
- [30] 3GPP TS 32.270: "Telecommunication management; Charging management; Multimedia Messaging Service (MMS) charging".
- [31] 3GPP TS 32.271: "Telecommunication management; Charging management; Location Services (LCS) charging".
- [32] 3GPP TS 32.272: "Telecommunication management; Charging management; Push-to-talk over Cellular (PoC) charging".
- [33] 3GPP TS 32.273: "Telecommunication management; Charging management; Multimedia Broadcast and Multicast Service (MBMS) charging".
- [34]-[39] Void.
- [40] 3GPP TS 32.299: "Telecommunication management; Charging management; Diameter charging application".
- [42] 3GPP TS 32.297: "Telecommunication management; Charging management; Charging Data Records (CDR) file format and transfer".
- [43]-[49] Void.
- [50] 3GPP TR 21.905: "Vocabulary for 3GPP Specifications".
- [51]-[59] Void.
- [60] 3GPP TS 29.002: "Mobile Application Part (MAP) specification".
- [61] 3GPP TS 24.080: "Mobile radio Layer 3 supplementary service specification; Formats and coding". **Editor's note: check if this is the correct reference for the generic ASN.1 module**
- [62] ETS 300 196: "Digital Subscriber Signalling System No. one (DSS1) protocol".
- [63] 3GPP TS 22.024: "Description of Charge Advice Information (CAI)".
- [64] 3GPP TS 24.008: "Mobile radio interface Layer 3 specification; Core network protocols; Stage 3".
- [65] ITU-T Recommendation E.164: The international public telecommunication numbering plan
- [66] 3GPP TS 29.078: "Customised Applications for Mobile network Enhanced Logic (CAMEL); CAMEL Application Part (CAP) specification".
- [67] ITU-T Recommendation Q.767: Application of the ISDN user part of CCITT signalling system No. 7 for international ISDN interconnections
- [68] 3GPP TS 23.003: "Numbering, Addressing and Identification".
- [69] 3GPP TS 22.002: "Circuit Bearer Services (BS) supported by a Public Land Mobile Network (PLMN)".
- [70] 3GPP TS 27.001: "General on Terminal Adaptation Functions (TAF) for Mobile Stations (MS)".
- [71] 3GPP TS 49.031: "Location Services (LCS); Base Station System Application Part LCS Extension (BSSAP-LE)".
- [72] 3GPP TS 23.040: "Technical realization of Short Message Service (SMS)".

- [73] 3GPP TS 22.004: "General on supplementary services".
- [74] 3GPP TS 23.060: "General Packet Radio Service (GPRS) Service description; Stage 2".
- [75] 3GPP TS 29.060: "General Packet Radio Service (GPRS); GPRS Tunnelling Protocol (GTP) across the Gn and Gp interface".
- [76] 3GPP TS 25.413: "UTRAN Iu interface Radio Access Network Application Part (RANAP) signalling".
- [77] 3GPP TS 23.207: "End-to-end Quality of Service (QoS) concept and architecture".
- [78] 3GPP TS 29.207: "Policy control over Go interface".
- [79] 3GPP TS 24.229: "Internet Protocol (IP) multimedia call control protocol based on Session Initiation Protocol (SIP) and Session Description Protocol (SDP); Stage 3".
- [80] 3GPP TS 23.218: "IP Multimedia (IM) session handling; IM call model; Stage 2".
- [81] 3GPP TS 23.140: "Multimedia Messaging Service (MMS); Functional description; Stage 2".
- [82] 3GPP TS 29.061: " Interworking between the Public Land Mobile Network (PLMN) supporting packet based services and Packet Data Networks (PDN)".
- [83] OMA Location Working Group "Mobile Location Protocol Specification", [<http://www.openmobilealliance.org>].
- [84] 3GPP TS 23.125: "Overall high level functionality and architecture impacts of flow based charging; Stage 2".
- [85] 3GPP TS 29.210: "Charging rule provisioning over Gx interface".
- [86] 3GPP TS 23.172: "Technical realization of Circuit Switched (CS) multimedia service; UDI/RDI fallback and service modification; Stage 2".
- [87]-[100] Void.
- [101] ITU-T Recommendation X.680 | ISO/IEC 8824-1: "Information technology; Abstract Syntax Notation One (ASN.1): Specification of Basic Notation".
- [102] ITU-T Recommendation X.690 | ISO/IEC 8825-1: "Information technology - ASN.1 encoding rules: Specification of Basic Encoding Rules (BER), Canonical Encoding Rules (CER) and Distinguished Encoding Rules (DER)".
- [103] ITU-T Recommendation X.691 | ISO/IEC 8825-2: "Information technology - ASN.1 encoding rules: Specification of Packed Encoding Rules (PER)".
- [104] ITU-T Recommendation X.693 | ISO/IEC 8825-4: "Information technology - ASN.1 encoding rules: XML encoding rules (XER).
- [105] ITU-T Recommendation X.2ab CMIP
- [106] ITU-T Recommendation X.721 ISO/IEC 10165-2: " Information technology - Open Systems Interconnection - Structure of management information: Definition of management information".
- [107] ITU-T Recommendation X.2cd ACSE
- [108] 3GPP TS 29.140: "Multimedia Messaging Service (MMS); MM10 interface Diameter based protocol; Stage 3".
- [109] ITU-T Recommendation Q.773: "Transaction capabilities formats and encoding".

Editor's Note: to be completed, also more service charging TSs might need to be added.

3 Definitions, symbols and abbreviations

3.1 Definitions

For the purposes of the present document, the terms and definitions given in TS 32.240 [1] and TS 32.297 [42] as well as the following apply:

Billing Domain: part of the operator network, which is outside the core network, that receives and processes CDR files from the core network charging functions. It includes functions that can provide billing mediation and billing or other (e.g. statistical) end applications. It is only applicable to offline charging (see "Online Charging System" for equivalent functionality in online charging).

Charging Data Record (CDR): formatted collection of information about a chargeable event (e.g. time of call set-up, duration of the call, amount of data transferred, etc) for use in billing and accounting. For each party to be charged for parts of or all charges of a chargeable event a separate CDR shall be generated, i.e. more than one CDR may be generated for a single chargeable event, e.g. because of its long duration, or because more than one charged party is to be charged.

offline charging: charging mechanism where charging information **does not** affect, in real-time, the service rendered.

online charging: charging mechanism where charging information can affect, in real-time, the service rendered and therefore a direct interaction of the charging mechanism with bearer/session/service control is required.

Editor's Note: to be completed based on definitions in TS 32.240 [1] and 32.297 [42].

3.2 Symbols

For the purposes of the present document, the following symbols as specified in TS 32.240 [1], TS 32.297 [42], TS 23.060 [74] and the following apply:

Bx	The Interface between a 3G core network charging function and the BD
Ga	Interface between a node transmitting CDRs (i.e. CDCF) and a CDR receiving functionality (CGF)
Gn	Interface between two GSNs within the same PLMN.
Gp	Interface between two GSNs in different PLMNs. The Gp interface allows support of GPRS network services across areas served by the co-operating GPRS PLMNs.
Rf	Offline Charging Reference Point between a Core Network / Subsystem / Service Entity and the CDCF

3.3 Abbreviations

For the purposes of the present document, the following abbreviations apply:

3GPP	3 rd Generation Partnership Project
ASN.1	Abstract Syntax Notation One
BD	Billing Domain
BER	Basic Encoding Rules
CS	Circuit Switched
CDCF	Charging Data Collection Function
CDR	Charging Data Record
CGF	Charging Gateway Function
GPRS	General Packet Radio Service
IM	IP Multimedia
IMS	IM Subsystem
ISO	International Organisation for Standardisation
ITU	International Telecommunication Union
IP	Internet Protocol
LAN	Local Area Network
LCS	LoCation Service
MMS	Multimedia Messaging Service

PER	Packed Encoding Rules
PS	Packet Switched
RDI	Restricted Digital Information
SCUDIF	Service Change and UDI/RDI Fallback
UDI	Unrestricted Digital Information
UMTS	Universal Mobile Telecommunications System
WLAN	Wireless LAN
XER	XML Encoding Rules
XML	eXtensible Mark-up Language

4 Architecture Considerations

The following diagram provides a high level view of the parts of the charging architecture that are relevant for the present document. The arrows depict the direction of the charging information flow, where R_f carries charging events, G_a carries CDRs and B_x carries CDR files.

Editor's note: this phrase (possibly also other parts of this clause) will eventually have to be aligned with TS 32.240 [1] as necessary, e.g. whether the term "CDR" is appropriate for the G_a interface is still under investigation.

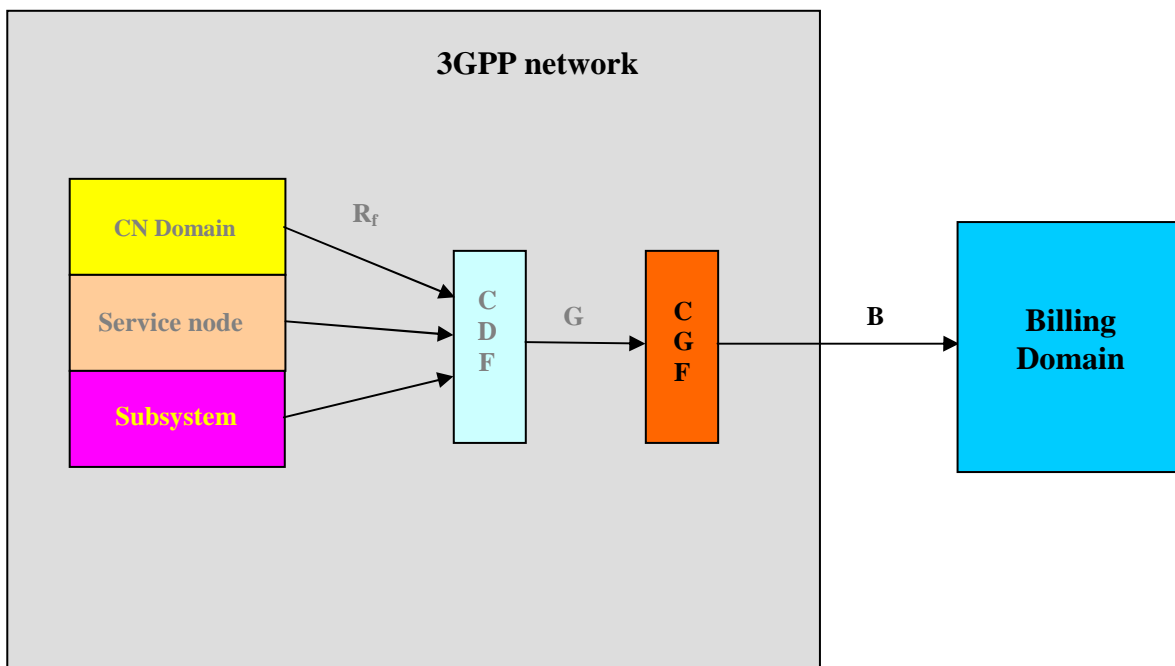


Figure 4.1: Logical offline charging architecture

The present document specifies the parameters, abstract syntax and encoding rules for all 3GPP defined CDR types as applicable to the B_x interface, i.e. the CDR files.

CDCF and CGF may or may not be integrated with each others, the core network or service nodes, or the BD. The possibilities for integration or distribution of these functions are described for each domain, subsystem or service in the respective domain/subsystem/service specific charging TS. In the distributed case, the 3GPP standardised reference points/interfaces depicted above, shall be used.

Refer to TS 32.240 [1] for a complete description of the charging architecture. Refer to TS 32.297 [42] for the description of the CGF's file based interface to the BD.

5 CDR parameters and abstract syntax

This clause specifies the parameters and the abstract syntax of the CDRs defined for 3GPP charging management in references[10] to[31]. In doing this, the ASN.1 specified by the ITU-T (ITU-T X.680)[101] is utilised as the notational tool.

This clause is organised in two parts:

- the first part describes the CDR parameters;
- the second part specifies the abstract syntax of the CDRs as seen in the CDR files transferred across the Bx interface.

Each part is further subdivided into a number of subclauses that contain generic, bearer level, service level, and subsystem level CDR parameters and abstract syntax definitions. Word processing features, such as formatting options, have also been used to enhance human readability.

The complete set of all CDR syntax definitions is replicated in annex A in a machine processable format. Technically, the contents of this clause and annex A are completely identical. In case of deviations between this clause and annex A due to errors in the present document, the annex shall prevail.

Note that the encoding rules for the abstract syntax specified in this clause, are detailed in clause 6.

5.1 CDR parameter description

Editor's note: this subclause needs to be aligned with subclause 5.2 concerning the allocation of parameters to the domains versus making them generic.

5.1.1 Generic CDR parameters

This subclause contains the description of generic CDR parameters, where the term "generic" implies that these parameters are applicable to CDR types of more than one domain/service/subsystem.

5.1.1.1 Serving Network Identity

This field contains a SGSN PLMN Identifier (Mobile Country Code and Mobile Network Code), of the SGSN that was used during the Location request. In case the SGSN changes during the transaction, only the ID of the SGSN that was used at the beginning of the transaction is included in the CDR.

The MCC and MNC are coded as described for "Routing Area Identity" in TS 29.060 [75].

5.1.2 Bearer level CDR parameters

This subclause contains the description of the CDR parameters that are specific to the bearer level CDR types. This comprises the CDR types from the Circuit Switched (CS) domain (TS 32.250 [10]), the Packet Switched (PS) domain, i.e. GPRS (TS 32.251 [11]), and WLAN (TS 32.252 [12]).

5.1.2.1 CS domain CDR parameters

This subclause contains the description of the CDR parameters that are specific to the CS domain CDR types as specified in TS 32.250 [10].

5.1.2.1.1 Additional Charging Information

This field consists of two parts, a charge indicator and additional charging parameters. The charge indicator is derived from the information contained within the ISUP "backward call indicator" and may be used to store a charge indicator (charge/no charge) received from another network node. The additional charging parameters are non-standard and

intended to permit the inclusion of further charging information received from Intelligent Network and/or Value Added Service nodes.

5.1.2.1.2 AoC parameters/change of AoC parameters

The AoC parameter field contains the set of charge advice (AoC) parameters sent to the MS on call set-up. If further sets of parameters are sent during the call, as a result of a tariff switch-over for example, then this may be recorded in the Change of AoC Parameter field including the time at which the change occurred.

It should be noted that the Change of AoC Params. field is optional and not required if partial records are generated on tariff switch-over.

The AoC parameters are defined in TS 22.024 [63].

5.1.2.1.3 Basic Service/change of service/ISDN Basic Service

The basic service field contains the code of the basic service employed on call set-up. Any alteration to the basic service during the connection may be recorded in the change of service field including the time at which the change took place.

The change of service field is optional and may be omitted if partial records are created whenever the basic service is changed.

The coding of basic services is defined in detail in TS 29.002 [60].

In the case of the transit record the GSM basic service employed is generally not available. However, if the device on which the call originates/terminates is connected via ISDN digital subscriber signalling then the appropriate ISDN basic service code may be recorded in the record. One possible example includes the direct connection of an ISDN PABX to an MSC/VLR.

5.1.2.1.4 Call duration

This field contains the relevant call duration in seconds. For incomplete calls (call attempts) the relevant duration is the call holding time from the seizure to the release of the traffic channel. For complete (answered) calls this is the chargeable duration from answer to release of the traffic channel. For partial records this is the duration of the individual partial record and not the cumulative duration of the call.

It should be noted that the time stamps may be expressed in terms of tenths of seconds or even milliseconds and, as a result, the calculation of the call duration may result in the rounding or truncation of the measured duration to a whole number of seconds.

Whether or not rounding or truncation is to be used is considered to be outside the scope of the present document subject to the following restrictions:

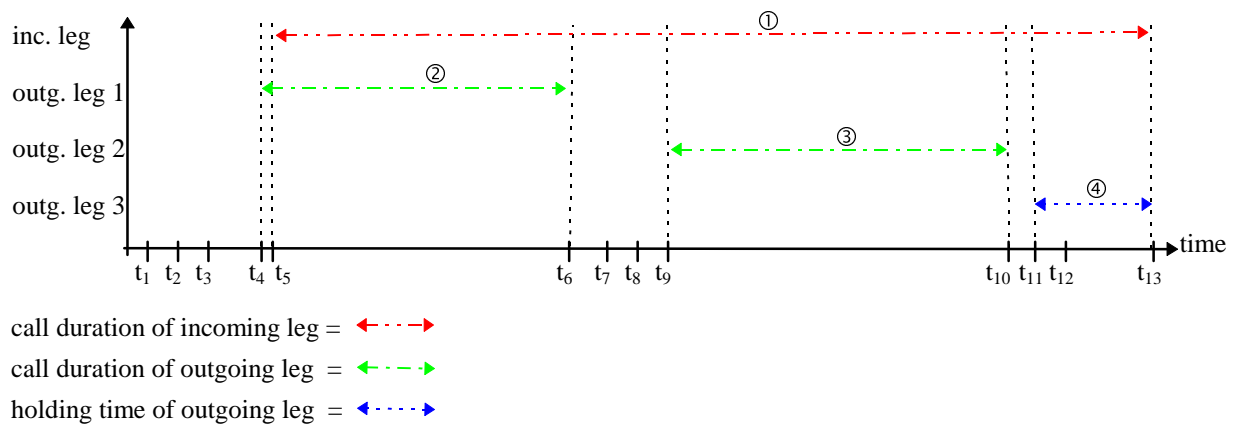
- 1) A call duration of zero seconds shall not be accepted.
- 2) The same method of truncation/rounding shall be applied to both single and partial records.

If CAMEL is invoked for the call and a control relationship is existing, the call might continue after a RELEASE or a DISCONNECT from the called party side received by the gsmSSF. The call duration of the incoming leg is stored in the main body of the call record. For each outgoing leg the call duration is stored in the respective 'CAMELInformation' module. If a call leg does not reach answer status and attempt charging is enabled a 'CAMELInformation' module containing the holding time is generated.

An example of how to use the call duration and the timestamps is given in figure 2. It shows a CAMEL controlled mobile originated follow-on scenario. The uppermost arrow ① marks the over all duration of the call that is to be measured and stored in the main body of the respective MOC record. The duration before t_5 (incoming leg) or t_4 (outgoing leg) needs not to be stored since the call is answered later on. The call duration in the first outgoing leg module contains the time interval from t_4 to t_6 (period ②). The call duration measurement of the second outleg is started with t_9 and ended with t_{10} (interval ③).

Since the last outgoing leg is not answered, the respective module contains the holding time starting with t_{11} and ending with t_{13} (period ④).

(The timestamps t_1 , t_2 , t_3 , t_7 , t_8 and t_{12} are mentioned for completion reasons only.)



Point in time	Signalling message sent/received trigger detection point encountered	Duration logging
t ₁	SETUP; TDP(control)	
t ₂	IAM	seizure of outg. leg 1
t ₃	ACM	
t ₄	ANSWER	start of call duration (outg. leg 1)
t ₅	CONNECT	start of call duration (inc. leg)
t ₆	RELEASE; EDP(control)	stop of call duration (outg. leg 1)
t ₇	IAM	seizure of outg. leg 2
t ₈	ACM	
t ₉	ANSWER	start of call duration (outg. leg 2)
t ₁₀	RELEASE; EDP(control)	stop of call duration (outg. leg 2)
t ₁₁	IAM	seizure of outg. leg 3
		start of holding time (outg. leg 3)
t ₁₂	ACM	
t ₁₃	RELEASE; EDP(control)	stop of holding time (outg. leg 3)

Figure 5.1: Call duration measurement in follow-on scenarios

5.1.2.1.5 Call reference

This field uniquely identifies a call or transaction on one side of the interface (i.e. 'A' or 'B' side) and is derived from the transaction identifier of TS 24.008 [64]. It is also used to identify all partial records and transactions belonging to the same connection.

For the avoidance of doubt, there is **no** global call reference defined within GSM and the call reference field **cannot** be used to combine, for example, the MOC and MTC records of a mobile-to-mobile connection.

5.1.2.1.6 Calling/called/connected/translated number

In general an ITU-T Recommendation E.164 [65] number but may also include other numbering plans e.g. ITU-T Recommendation X.121. Each of these fields includes the type of number and number plan as specified in detail in TS 24.008 [64]. Where appropriate, these fields may also contain the presentation and screening information also specified in TS 24.008 [64].

The called number is the number received from the mobile station on mobile originated call set-up as defined in TS 24.008 [64]. Similarly, the calling number is the number received from the network on mobile terminated call set-up. In case of CAMEL initiated Call Forward (CF), the called (forwarded-to) number is returned by CAMEL.

The translated number is the result of any digit translation performed by the MSC on the called number received from the mobile station on mobile originated call set-up. This parameter is not included in the CDR if no digit translation has taken place.

The connected number is the number of the actual party reached as defined in TS 24.008 [64]. Although this is normally identical to the called number it may differ. This parameter is not included if identical to the called number.

The following examples are intended to explain the use of these fields:

EXAMPLE 1: Called Number = Connected Number

Normal call from a mobile subscriber to a mobile subscriber or to a PSTN subscriber.

EXAMPLE 2: Called Number != Connected Number

In case of routing to a PABX with Automatic Call Distribution or to an ISDN Basic Access with several devices attached. The connected number is that of the party actually reached. N.B. The recording of the actual number connected may be limited by the capability of intermediate signalling connections.

EXAMPLE 3: MTC record for Call Forwarding ("A" -> "B" -> "C")

In case of call forwarding, the connected number recorded in the MTC record of the "B" subscriber is that of the forwarded-to party or "C" subscriber. The calling party field contains the number of the "A" subscriber.

EXAMPLE 4: Translated Number

This field is only present if digit translation is applied by the MSC to the called number received from the mobile station. Examples include abbreviated dialling codes and service numbers.

5.1.2.1.7 Calling Party Number

This field contains Calling Party Number modified by CAMEL service.

5.1.2.1.8 CAMEL call leg information

This field contains a set of CAMEL information IEs according to the number of outgoing CAMEL call legs.

5.1.2.1.9 CAMEL information

This field contains a list of parameters with information related to one CAMEL outgoing call leg. This parameter list is an Information Element (IE) used in the CAMEL Call Leg Information field.

As a network option, parameters that are identical to the corresponding values in the top level structure of the record are not recorded again. That means whenever a value is not mentioned in this set the value provided in the basic record is valid instead. This might lead to an empty or even absent structure, if no parameter was modified.

5.1.2.1.10 CAMEL initiated CF indicator

The purpose of this field is to distinguish CAMEL call forwarding service scenarios from standard GSM call forwarding scenarios.

From the Basic Call State Model (BCSM)'s point of view this field is set to 'CF' whenever the Originating CAMEL Subscription Information (O_CSI) was applied after terminating CAMEL call processing had been taken place changing the call destination. For the avoidance of doubt: this flag does not depend on other modified call parameter(s) (e.g.: redirection information, etc.) received in the CAP_CONNECT message of the Terminating CAMEL Subscription Information (T_CSI) service.

This flag also indicates that another record might be generated, one containing the charging information related to the terminating CAMEL service and one containing the charging information related to the originating CAMEL service.

5.1.2.1.11 CAMEL modified Service Centre

This field contains SMS-C address modified by CAMEL service. If this field is present the field Service Centre contain SMS-C address before CAMEL modification.

5.1.2.1.12 CAMEL SMS Information

This field contains following CAMEL information for mobile originated and terminated SMS:

- Default SMS handling:
This field indicates whether or not a CAMEL encounters default SMS handling. This field shall be present only if default SMS handling has been applied.
- Free format data:
See clause 5.1.2.1.26.
- Calling Party Number:
This field contains Calling Party Number modified by CAMEL service.
- CAMEL modified Service Centre:
This field contains SMS-C address modified by CAMEL service.

NOTE 1: This field is only applicable for originated SMS.

- CAMEL Destination Subscriber Number
This field contains short message Destination Number modified by CAMEL service.

NOTE 2: This field is only applicable for originated SMS.

- SMS Reference Number:
This field contains the SMS Reference Number assigned to the Short Message by the MSC.

5.1.2.1.13 Cause for termination

This field contains a generalised reason for the release of the connection including the following:

- normal release;
- CAMEL initiated call release;
- partial record generation;
- partial record call re-establishment;
- unsuccessful call attempt;
- abnormal termination during the stable phase;
- unauthorized network originating a location service request;
- unauthorized client requesting a location service;
- position method failure at a location service execution;
- unknown or unreachable LCS client at a location service request.

A more detailed reason may be found in the diagnostics field.

5.1.2.1.14 Channel Coding Accepted/Channel Coding Used

A list of traffic channel codings for HSCSD connections accepted/negotiated by the MS.

These parameters are only present in the CDRs for HSCSD connections.

5.1.2.1.15 Data volume

This field includes the number of 64 octet segments transmitted during the use of data services if known (see clause 5.2.1.7 in TS 32.200 [22]).

5.1.2.1.16 Default call/SMS handling

This field indicates whether or not a CAMEL encountered default call/SMS handling. This field shall be present only if default call/SMS handling has been applied. Parameter is defined in HLR as part of CAMEL subscription information.

5.1.2.1.17 Destination Subscriber Number

This field contains Destination/Called Subscriber Number modified by CAMEL service. If not modified then this field may contain original Destination Number also when CAMEL is not active.

5.1.2.1.18 Diagnostics

This field includes a more detailed technical reason for the release of the connection and may contain one of the following:

- a MAP error from TS 29.002 [60];
- a Cause from TS 24.008 [64];
- a Cause from TS 29.078 [66];
- a Cause from ITU-T Recommendation Q.767 [67];
- a LCS diagnostics according TS 29.002 [60].

The diagnostics may also be extended to include manufacturer and network specific information.

5.1.2.1.19 EMS-Digits

This parameter only applies to location for an emergency services call in North America and gives the North American Emergency Services Routing Digits as defined in TS 29.002 [60].

5.1.2.1.20 EMS-Key

This parameter only applies to location for an emergency services call in North America and gives the North American Emergency Services Routing Key as defined in TS 29.002 [60].

5.1.2.1.21 Entity number

This field contains the ITU-T Recommendation E.164 [65] number assigned to the entity (MSC, VLR, HLR etc.) that produced the record. For further details concerning the structure of MSC and location register numbers see TS 23.003 [68].

5.1.2.1.22 Equipment id

This field contains a local identifier used to distinguish between equipment of the same equipment type e.g. the number of the conference circuit employed if more than one is available.

5.1.2.1.23 Equipment type

This field contains the type of common equipment employed e.g. conference circuit for multi-party service.

5.1.2.1.24 Event time stamps

These fields contain the event time stamps relevant for each of the individual record types.

The call records may contain three significant call handling time stamps:

- the time at which the resource in question was seized (Seizure time);
- the time at which the call was answered or at which charging commences (Answer time);
- the time at which the resource was released (Release time).

For both Mobile Originated and Mobile Terminated calls, the Seizure time is the time at which the traffic channel is allocated i.e. the time at which the ASSIGN COMMAND message is sent to the MS.

For Mobile Originated calls the Answer time is the time at which the CONNECT message is sent to the calling party. For Mobile Terminated calls the time at which the CONNECT message is received from the called party. However, if the subscriber has subscribed to the advice of charge charging level service, then the answer time shall be derived from the time at which the FACILITY message is received from the MS containing the acknowledgement of receipt of the AOC parameters. Similarly, if the AOC parameters are changed during the call then the change time recorded for a subscriber with AOC charging level is the receipt of the FACILITY message from the MS. For a subscriber with AOC information level the change time recorded is the time at which the FACILITY is sent to the MS. Finally, in case of call re-establishment the answer time is the time at which the new traffic channel is allocated by the MSC i.e. when the ASSIGN COMMAND is sent to the MS.

The Release time is the time at which the connection is released by either party i.e. a DISCONNECT or RELEASE is sent by the network or a DISCONNECT is received from the MS. In the case of a radio link failure, the release time is the time at which the failure was detected by the MSC.

For unsuccessful call attempts the Seizure time is mandatory. The Release time is optional and the call duration recorded is the call holding time i.e. the difference between the two.

For successful calls the Answer time is mandatory and both the Seizure and Release times are optional. The call duration recorded is the chargeable duration i.e. the difference between the Answer and Release time stamps.

The event records include the following time stamps:

- HLR-int time: The receipt of a MAP_SEND_ROUTING_INFO request by the HLR;
- Loc.Upd. time: The receipt of a MAP_UPDATE_LOCATION_AREA request by the VLR or the receipt of a MAP_UPDATE_LOCATION request by the HLR;
- SS-Action: The receipt of a supplementary service request by the VLR;
e.g. MAP_REGISTER_SS, MAP_INVOKE_SS
- SMS-MO: The receipt of an RP_DATA message from the MS containing an SMS_SUBMIT PDU;
- SMS-MT: The transmission of an RP_DATA message to the MS containing an SMS_DELIVER PDU;
- LCS: The time the LR was processed.

It should be noted that the events listed above are only examples in order to demonstrate the principles and that the list is by no means exhaustive.

All time-stamps include a minimum of date, hour, minute and second.

5.1.2.1.25 Fixed Network User Rate

This field indicates the user data rate applied for the connection in the fixed network. In UMTS, it shall be present for all bearer services as specified in TS 22.002 [69]. In GSM, this parameter is part of the HSCSD connection parameters, see clause 5.1.2.1.29.

5.1.2.1.26 Free format data

This field contains charging information sent by the gsmSCF in the Furnish Charging Information (FCI) messages as defined in TS 29.078 [66]. The data can be sent either in one FCI message or several FCI messages with append indicator. This data is transferred transparently in the CAMEL clauses of the relevant call records. 'Free format data' sent to the legID=1 is always stored in the top level of the respective record. 'Free format data' sent to the legID >1 is stored in the appropriate CAMEL call leg information field.

If the FCI is received more than once during one continuing incoming/outgoing CAMEL call leg, the append indicator defines whether the FCI information is appended to previous FCI and stored in the relevant record or the information of the last FCI received is stored in the relevant record (the previous FCI information shall be overwritten).

In the event of partial output the currently valid 'Free format data' is stored in the partial record.

5.1.2.1.27 Free format data append indicator

This field contains an indicator whether free format data is to be appended to free format data stored in previous partial CDR. This field is needed in CDR post-processing to sort out valid free format data for that call leg from sequence of partial records. Creation of partial records is independent on received FCIs and thus valid free format data may be divided to different partial records.

If field is missing then free format data in this CDR replaces all received free format data in previous CDRs. Append indicator is not needed in the first partial record. In following partial records indicator shall get value true if all FCIs received during that partial record have append indicator. If one or more of the received FCIs for that call leg during the partial record do not have append indicator then this field shall be missing.

5.1.2.1.28 GsmSCF address

This field identifies the CAMEL server serving the subscriber. Address is defined in HLR as part of CAMEL subscription information.

5.1.2.1.29 Guaranteed Bit Rate

This field contains the Guaranteed Bit Rate based on the FNUR for transparent and Wanted AIUR for non-transparent CS data services based on the described mapping in TS 27.001 [70]. The Guaranteed Bit Rate may be used to facilitate admission control based on available resources, and for resource allocation within UMTS. The bit-rate of the UMTS bearer service shall guarantee to the user or applications refer 3GPP TS 22.002 [69].

Operator may choose any of the possible values less or equal to wanted AIUR (Air Interface User Rate). (If WAIUR is less or equal to 14,4 kbit/s then Guaranteed Bit Rate and Maximum Bit Rate shall be set to 14,4 kbit/s).

5.1.2.1.30 HSCSD parameters/Change of HSCSD parameters

The basic HSCSD parameters are negotiated between the MS and the network at call set-up time. They comprise of the following parameters:

- the FNUR (Fixed Network User Rate) (optionally);
- the total AIUR (Air Interface User Rate) requested by the MS (for non-transparent HSCSD connections only);
- a list of the channel codings accepted by the MS;
- the maximum number of traffic channels accepted by the MS (this is noted in the channels requested field);
- the channel coding and the number of traffic channels actually used for the call.

In case the network or user initiated modification procedure takes place during the call, the AIUR requested, the channel coding used and the number of traffic channel requested/used might be recorded in the Change of HSCSD parameters field including the time at which the change occurred and which entity requested the change.

It should be noted that the Change of HSCSD Parameters field is optional and not required if partial records are generated when a Change of HSCSD Parameters takes place.

5.1.2.1.31 Incoming/outgoing trunk group

The incoming trunk group describes the trunk on which the call originates as seen from the MSC. For mobile originated calls this will generally be a BSS trunk. Similarly, the outgoing trunk group describes the trunk on which the call leaves the MSC.

For 3G, this parameter may not be available. When available, this parameter shall be supplied in the CDRs.

5.1.2.1.32 Interrogation result

This field contains the result of the HLR interrogation attempt as defined in the MAP (TS 29.002 [60]).

NOTE: This field is only provided if the attempted interrogation was unsuccessful.

5.1.2.1.33 IMEI Check Event

This field identifies the type of event that caused the IMEI check to take place:

- Mobile originating call attempt;
- Mobile terminating call attempt;
- Mobile originating SMS;
- Mobile terminating SMS;
- Supplementary service actions performed by the subscriber;
- Location update.

5.1.2.1.34 IMEI Status

This field contains the result of the IMEI checking procedure:

- Greylisted;
- Blacklisted;
- Non-whitelisted.

5.1.2.1.35 JIP Parameter

This Jurisdiction Information Parameter (JIP) is populated if received via one of the methods listed as JIP Source. The field shall identify the actual originating exchange and may be equal to 6 or 10 digits for North America Region (NAR). Note that this field may not apply for international areas, as it is not currently used. Additionally, it is also possible to use the LRN as the JIP if it properly identifies the originating switch.

5.1.2.1.36 JIP Query Status Indicator

This field indicates the status of Location Routing Number (LRN) query as follows:

1. Number Portability Data Base (NPDB) returns LRN or NULL response (free of any error).
2. No response was received to the query; the query timed out.
4. Protocol error in received response message.
5. Error detected in response data.
6. Query rejected
9. No query performed
99. Query unsuccessful, reason unknown

If the JIP is equal to the LRN, then the JIP query status shall be the same as the LRN query status. If not, this field shall be set to one of the values listed above.

5.1.2.1.37 JIP Source Indicator

This indicator shall be populated if the Jurisdiction Information Parameter is derived. Identifies the method in which the value was derived. Shall be set to the values listed in the LRN Source Indicator.

5.1.2.1.38 LCS Cause

The LCS Cause parameter provides the reason for an unsuccessful location request according TS 49.031 [71].

5.1.2.1.39 LCS Client Identity

This field contains further information on the LCS Client identity:

- Client External ID;
- Client Dialed by MS ID;
- Client Internal ID.

5.1.2.1.40 LCS Client Type

This field contains the type of the LCS Client as defined in TS 29.002 [60].

5.1.2.1.41 LCS Priority

This parameter gives the priority of the location request as defined in TS 49.031 [71]

5.1.2.1.42 LCS QoS

This information element defines the Quality of Service for a location request as defined in TS 49.031 [71].

5.1.2.1.43 Level of CAMEL service

This field describes briefly the complexity of CAMEL invocation:

- 'Basic' means that CAMEL feature is invoked during the set-up phase (e.g. to modify the destination) of the call only;
- 'Online charging' means that CAMEL supported AoC parameter were sent to the mobile station (the Send Charging Information message, SCI, is received from the gsmSCF);
- The flag 'call duration supervision' is set whenever the call duration supervision is applied in the gsmSSF of the VPLMN (apply charging message is received from the gsmSCF).

5.1.2.1.44 Location/change of location

The location field contains a combination of the Location Area Code (LAC) and Cell Identity (CI) of the cell in which the served party is currently located. Any change of location may be recorded in the change of location field including the time at which the change took place.

The change of location field is optional and not required if partial records are generated when the location changes.

The LAC and CI are both 2 octet quantities and coded according to TS 24.008 [64].

5.1.2.1.45 Location Estimate

The Location Estimate field is providing an estimate of a geographic location of a target MS according to TS 29.002 [60].

5.1.2.1.46 Location Routing Number (LRN)

This field contains Ten-digit Location Routing Number (LRN) for the Number Portability feature. It is populated if received via one of the methods listed as "LRN Source". It identifies the new location of a ported subscriber. For North America Region (NAR) this may be a 10-digit E.164 number. For Europe, other formats may apply.

If more than 10 digits are received, the first ten digits received are recorded. If fewer than 10 digits are received, the information is left justified in the field and padded with 0xF.

5.1.2.1.47 Location Type

This field contains the type of the location as defined in TS 29.002 [60].

5.1.2.1.48 LRN Query Status Indicator

This field indicates the status of Location Routing Number (LRN) query as follows:

1. Number Portability Data Base (NPDB) returns LRN or NULL response (free of any error);
2. No response was received to the query; the query timed out;
4. Protocol error in received response message;
5. Error detected in response data;
5. Query rejected;
9. No query performed;
99. Query unsuccessful, reason unknown.

It is populated if an NP query was performed.

5.1.2.1.49 LRN Source Indicator

This field indicates whether the Location Routing Number is obtained from LRN NP database or it came in incoming signalling or switching system data.

It is populated if routing information for a ported subscriber is received from one of the methods listed below. It shall be equal to one of the following enumerated values:

1. LRN NP Database;
2. SwitchingSystemData;
3. Incomingsignaling;
9. Unknown.

5.1.2.1.50 Maximum Bit Rate

This field contains the Maximum Bit Rate based on the FNUR (Fixed Network User Rate) for transparent and WAIUR (Wanted Air Interface User Rate) for non-transparent CS data services based on the described mapping in TS 27.001 [70]. The parameter can be used to make code reservations in the downlink of the radio interface for the UMTS bearer service (BS20 and BS30) refer TS 22.002 [69]. Its purpose is

- to limit the delivered bit-rate to applications or external networks with such limitations,
- to allow maximum wanted user bit-rate to be defined for applications able to operate with different rates (e.g. applications with adapting codecs).]

Maximum bit rate is set to the highest value \leq WAIUR (If WAIUR is less or equal to 14.4 kbit/s then Guaranteed Bit Rate and Maximum Bit Rate shall be set to 14.4 kbit/s)

5.1.2.1.51 Measure Duration

This field contains the duration for the section of the location measurement corresponding to the location request and the location report messages.

5.1.2.1.52 Message reference

This field contains a unique message reference number allocated by the mobile station when transmitting a short message to the service centre. This field corresponds to the TP-Message-Reference element of the SMS_SUBMIT PDU defined in TS 23.040 [72].

5.1.2.1.53 MLC Number

This parameter refers to the ISDN (E.164) number of an MLC.

5.1.2.1.54 Mobile station classmark/change of classmark

This MS classmark field contains the mobile station classmark employed by the served MS on call set-up as defined in TS 24.008 [64] (see mobile station classmark 2). Any alteration in the classmark during the connection may be recorded in the change of classmark field and will include the time at which the change took place.

It should be noted that the change of classmark field is optional and not required if partial records are created when the classmark is altered.

5.1.2.1.55 MOLR Type

The MOLR-Type identifier refers to the type of MO-LR that was invoked as defined in TS 24.080 [61].

5.1.2.1.56 MSC Address

This field contains the ITU-T Recommendation E.164 [65] number assigned to the MSC that produced the record. For further details concerning the structure of MSC numbers see TS 23.003 [68].

5.1.2.1.57 MSC Server Indication

This field contains an indicator whether the CAMEL subscription information is active. The parameter is present for the VT-CSI in the VMSC and not present for the T-CSI in the GMSC.

This indication should be used for differentiation between the validity of the record content for T-CSI in the GMSC and VT-CSI in the VMSC.

5.1.2.1.58 Network Call Reference

Whenever CAMEL is applied, this field is used for correlation of call records outputted from the originating MSC (when applicable), the GMSC and the terminating MSC, and a network optional call record from the gsmSCF.

5.1.2.1.59 Notification to MS user

This field contains the privacy notification to MS user that was applicable when the LR was invoked as defined in TS 29.002 [60].

5.1.2.1.60 Number of DP encountered

This field indicates how often CAMEL armed detection points (TDP and EDP) were encountered and is a measure of signalling between serving network and CAMEL service and complements 'Level of CAMEL service' field. Detection points from all applied CAMEL services for a single call leg and processed in the same gsmSSF shall be counted together.

5.1.2.1.61 Number of forwarding

This field, if provided via ISUP signalling, contains the number of times a call has been forwarded prior to the interrogation of the HLR and is defined in TS 29.002 [60].

5.1.2.1.62 Old /new location

These fields contain the location of a mobile subscriber before and after a location update. In case of VLR location update the location information consists of a VMSC number and location area code. In case of HLR location update the field contains the VMSC number and the VLR number.

5.1.2.1.63 Partial Record Type

This field indicates the event that caused the generation of a partial record.

5.1.2.1.64 Positioning Data

This information element is providing positioning data associated with a successful or unsuccessful location attempt for a target MS according TS 49.031 [71].

5.1.2.1.65 Positioning Data

This information element is providing positioning data associated with a successful or unsuccessful location attempt for a target MS according TS 49.031 [71].

5.1.2.1.66 Privacy Override

This parameter indicates if MS privacy is overridden by the LCS client when the GMLC and VMSC/SGSN for an MT-LR are in the same country as defined in TS 29.002 [60].

5.1.2.1.67 Radio channel requested/radio channel used/change of radio channel

The radio channel requested field contains the type of channel requested by the user. The following values are permitted:

- full rate;
- half rate;
- dual mode half rate preferred;
- dual mode full rate preferred.

The radio channel used field indicates the type of traffic channel actually employed for the connection i.e. either full rate (Bm) or half rate (Lm) as described in [GSM 05.01 \[xx\]](#). Any change in the type of channel used may be recorded in the change of radio channel used field including the time at which the change occurred and the speech version used after the change of radio channel.

5.1.2.1.68 Rate Indication

This parameter specifies the rate adaptation that was used for the connection. The field is constructed from the information in the parameters "rate adaption" and "other rate adaption" signalled between the MS/UE and the network, see TS 24.008 [64].

The format of this field is a single octet with the following format:

- Bits 0-1: the Rate Adaption field as defined in TS 24.008 [64];
- Bits 2-3: the Other Rate Adaption field as defined in TS 24.008 [64];
- Bits 4-7: not used.

5.1.2.1.68A Reason for Service Change

This field contains the type of service change requested by the subscriber or performed by the network. Possible values include:

- subscriber initiated;
- network initiated;
- call setup fallback;
- call setup change order.

For further details see 3GPP TS 23.172 [86].

5.1.2.1.69 Record extensions

The field enables network operators and/ or manufacturers to add their own extensions to the standard record definitions.

5.1.2.1.70 Record type

The field identifies the type of the record e.g. mobile originated, mobile terminated etc.

5.1.2.1.71 Recording Entity

This field contains the ITU-T E.164 [65] number assigned to the entity (MSC, VLR, HLR etc.) that produced the record. For further details concerning the structure of MSC and location register numbers see TS 23.003 [68].

5.1.2.1.72 Roaming number

The roaming number field of the MOC record contains the mobile station roaming number as defined in TS 23.003 [68] and coded according to TS 29.002 [60].

5.1.2.1.73 Routing number

The routing number field of the HLR interrogation record contains either a mobile station roaming number or, in case of call forwarding, a forwarded-to number.

5.1.2.1.74 Sequence number

This field contains a running sequence number employed to link the partial records generated for a particular connection.

5.1.2.1.75 Served IMEI

This field contains the international mobile equipment identity (IMEI) of the equipment served. The term "served" equipment is used to describe the ME involved in the transaction recorded e.g. the called ME in case of an MTC record.

The structure of the IMEI is defined in TS 23.003 [68].

5.1.2.1.76 Served IMSI

This field contains the international mobile subscriber identity (IMSI) of the served party. The term "served" party is used to describe the mobile subscriber involved in the transaction recorded e.g. the calling subscriber in case of an MOC record.

The structure of the IMSI is defined in TS 23.003 [68].

5.1.2.1.77 Served MSISDN

This field contains the mobile station ISDN number (MSISDN) of the served party. The term "served" party is used to describe the mobile subscriber involved in the transaction recorded e.g. the called subscriber in case of an MTC record. In case of multi-numbering the MSISDN stored in a MOC record will be the primary MSISDN of the calling party.

The structure of the MSISDN is defined in TS 23.003 [68].

5.1.2.1.78 Service centre address

This field contains a ITU-T Recommendation E.164 [65] number identifying a particular service centre e.g. short message service centre (see TS 23.040 [72]).

5.1.2.1.79 Service key

This field identifies the CAMEL service logic applied. Service key is defined in HLR as part of CAMEL subscription information.

5.1.2.1.80 Short message service result

This field contains the result of an attempt to deliver a short message either to a service centre or to a mobile subscriber (see TS 29.002 [60]). Note that this field is only provided if the attempted delivery was unsuccessful.

5.1.2.1.81 Speech version supported/Speech version used

The speech version supported field contains the speech version supported by the MS with the highest priority. The speech version used field contains the speech codec version assigned for that call. The coding is according to GSM 08.08 [xx] speech version identifier with the extension bit 8 set to 0.

It should be noted that the change of radio channel field is optional and not required if partial records are generated.

5.1.2.1.82 System type

This field indicates the use of GERAN, UTRAN (or a value of unknown). This field is present when either the UTRAN or GERAN air-interface is used on call set-up. For an open CDR in a 2G NE (responsible for the CDR), the field is not present (even if the call is handed off to a 3G air interface). For a CDR in a 3G NE (responsible for the CDR), the value unknown shall be used after handover.

5.1.2.1.83 Supplementary service(s)

The supplementary service field in the Supplementary Service record type contains the code of the supplementary service on which the action was performed.

The supplementary services field in the MOC/MTC records contains the codes of the supplementary services invoked as a result of, or during, a connection.

The coding of supplementary service is described in detail in TS 29.002 [60].

5.1.2.1.84 Supplementary service action

This field contains the type of supplementary service action requested by the subscriber or performed by the network. Possible values include:

- registration;
- erasure;
- activation;
- deactivation;
- interrogation;
- invocation.

For further details see TS 22.004 [73].

5.1.2.1.85 Supplementary service action result

This field contains the result of an attempted supplementary service action (see TS 29.002 [60]). Note that this field is only provided if the SS-action was at least partially unsuccessful.

5.1.2.1.86 Supplementary service parameters

This field contains the parameters associated with a supplementary service action requested by the subscriber. For further details of the parameters involved see the GSM 02.8n series of documents.

5.1.2.1.87 Supplementary service(s)

The supplementary service field in the Supplementary Service record type contains the code of the supplementary service on which the action was performed.

The supplementary services field in the MOC/MTC records contains the codes of the supplementary services invoked as a result of, or during, a connection.

The coding of supplementary service is described in detail in TS 29.002 [60].

5.1.2.1.88 Transparency indicator

This field indicates whether the basic service was employed in transparent or non-transparent mode. It should also be noted that this field is only relevant for those services which may be operated in both transparent and non-transparent modes.

5.1.2.1.89 Update result

This field contains the result of the location update request as defined in the MAP (TS 29.002 [60]). Note that this field is only provided if the attempted update was unsuccessful.

5.1.2.1.90 Redial attempt

This field indicates that a call is the result of a redial attempt to switch from speech to multimedia or vice-versa.

5.1.2.2 PS domain CDR parameters

This subclause contains the description of the CDR parameters that are specific to the PS domain CDR types as specified in TS 32.251 [11].

5.1.2.2.1 Access Point Name (APN) Network/Operator Identifier

These fields contain the actual connected Access Point Name Network/Operator Identifier determined either by MS, SGSN or modified by CAMEL service. An APN can also be a wildcard, in which case the SGSN selects the access point address.

Following TS 23.003 [68], the APN field is specified in the CDR by two variable strings. The first is the APN Network Identifier (NI portion) and the second is the APN Operator Identifier (OI portion). The APN NI may contain one or more label as described in TS 23.003 [68]. The APN OI is composed of three labels. The first and second labels together shall uniquely identify the PLMN operator (e.g. "mnc<operator mnc>.mcc<operator mcc>.gprs").

To represent the APN NI and OI in the GPRS CDRs, the "dot" notation shall be used.

See 3GPP TS 23.003 [68] and 3GPP TS 23.060 [74] for more information about APN format and access point decision rules.

5.1.2.2.2 APN Selection Mode

This field indicates how the SGSN selected the APN to be used. The values and their meaning are as specified in 3GPP TS 29.060 [75] clause 7.9 'Information elements'.

5.1.2.2.3 CAMEL Charging Information

This field contains the CAMEL Information as defined for the PDP context from the SGSN as the copy including Tag and Length from the SGSN's CDR (S-CDR).

5.1.2.2.4 CAMEL Information

This field includes following CAMEL information elements for PDP context (S-CDR), Attach/Detach session (M-CDR), Mobile originated SMS (S-SMO-CDR) and Mobile terminated SMS (S-SMT-CDR) if corresponding CAMEL service is activated.

- CAMEL Access Point Name NI (S-CDR):
This field contains the network identifier part of APN before modification by the CSE.
- CAMEL Access Point Name OI (S-CDR):
This field contains the operator identifier part of APN before modification by the CSE.
- CAMEL Calling Party Number (S-SMO-CDR, S-SMT-CDR):
This field contains the Calling Party Number modified by the CAMEL service.
- CAMEL Destination Subscriber Number (S-SMO-CDR):
This field contains the short message Destination Number modified by the CAMEL service.
- CAMEL SMSC Address (S-SMO-CDR):
This field contains the SMSC address modified by the CAMEL service.
- SCF address (S-CDR, M-CDR, S-SMO-CDR, S-SMT-CDR):
This field identifies the CAMEL server serving the subscriber. Address is defined in HLR as part of CAMEL subscription information.
- Service key (S-CDR, M-CDR, S-SMO-CDR, S-SMT-CDR):
This field identifies the CAMEL service logic applied. Service key is defined in HLR as part of CAMEL subscription information.
- Default Transaction/SMS Handling (S-CDR, M-CDR, S-SMO-CDR, S-SMT-CDR):

This field indicates whether or not a CAMEL encountered default GPRS- or SMS-handling. This field shall be present only if default call handling has been applied. Parameter is defined in HLR as part of CAMEL subscription information.

- Free Format Data (S-CDR, M-CDR, S-SMO-CDR, S-SMT-CDR):

This field contains charging information sent by the gsmSCF in the Furnish Charging Information GPRS messages as defined in 3GPP TS 29.078 [66]. The data can be sent either in one FCI message or several FCI messages with append indicator. This data is transferred transparently in the CAMEL clauses of the relevant call records.

If the FCI is received more than once during one CAMEL call, the append indicator defines whether the FCI information is appended to previous FCI and stored in the relevant record or the information of the last FCI received is stored in the relevant record (the previous FCI information shall be overwritten).

In the event of partial output the currently valid "Free format data" is stored in the partial record.

- FFD Append Indicator (S-CDR, M-CDR):

This field contains an indicator whether CAMEL free format data is to be appended to free format data stored in previous partial CDR. This field is needed in CDR post processing to sort out valid free format data for that call leg from sequence of partial records. Creation of partial records is independent of received FCIs and thus valid free format data may be divided to different partial records.

If field is missing then free format data in this CDR replaces all received free format data in previous CDRs.

Append indicator is not needed in the first partial record. In following partial records indicator shall get value true if all FCIs received during that partial record have append indicator. If one or more of the received FCIs for that call leg during the partial record do not have append indicator then this field shall be missing.

- Level of CAMEL services (S-CDR, M-CDR):

This field describes briefly the complexity of CAMEL invocation. Categories are the same as in circuit switched services and measure of resource usage in VPLMN requested by HPLMN.

-"Basic" means that CAMEL feature is invoked during the PDP context activation phase only (e.g. to modify APN_NI/APN_OI).

-"Call duration supervision" means that PDP context duration or volume supervision is applied in the gprsSSF of the VPLMN (Apply Charging message is received from the gsmSCF).

- Number of DPs encountered (S-CDR, M-CDR):

This field indicates how many armed CAMEL detection points (TDP and EDP) were encountered and complements "Level of CAMEL service" field.

- smsReferenceNumber (S-SMO-CDR, S-SMT-CDR)

This parameter contains the SMS Reference Number assigned to the Short Message by the SGSN.

5.1.2.2.5 Cause for Record Closing

This field contains a reason for the release of the CDR including the following:

- normal release: PDP context release (end of context or SGSN change) or GPRS detach;
- partial record generation: data volume limit, time (duration) limit, maximum number of changes in charging conditions or intra SGSN intersystem change (change of radio interface from GSM to UMTS or vice versa);
- abnormal termination (PDP or MM context);
- unauthorized network originating a location service request;
- unauthorized client requesting a location service;
- position method failure at a location service execution;

- unknown or unreachable LCS client at a location service request;
- management intervention (request due to O&M reasons).

A more detailed reason may be found in the diagnostics field.

5.1.2.2.6 Cell Identifier

For GSM, the Cell Identifier is defined as the Cell Id, reference 24.008 [64], and for UMTS it is defined as the Service Area Code in TS 25.413 [76].

5.1.2.2.7 Charging Characteristics

The Charging Characteristics field allows the operator to apply different kind of charging methods in the CDRs. A subscriber may have Charging Characteristics assigned to his subscription. These characteristics can be supplied by the HLR to the SGSN as part of the subscription information, and, upon activation of a PDP context, the SGSN forwards the charging characteristics to the GGSN on the Gn / Gp reference point according to the rules specified in Annex A of TS 32.251 [11]. This information can be used by the GGSNs to activate CDR generation and control the closure of the CDR or the traffic volume containers (see clause 5.1.2.2.23) and is included in CDRs transmitted to nodes handling the CDRs via the Ga reference point. It can also be used in nodes handling the CDRs (e.g., the CGF or the billing system) to influence the CDR processing priority and routing. These functions are accomplished by specifying the charging characteristics as sets of charging profiles and the expected behaviour associated with each profile. The interpretations of the profiles and their associated behaviours can be different for each PLMN operator and are not subject to standardisation. In the present document only the charging characteristic formats and selection modes are specified.

The functional requirements for the Charging Characteristics as well as the profile and behaviour bits are further defined in normative Annex A of TS 32.251 [11], including the definitions of the trigger profiles associated with each CDR type.

The format of charging characteristics field is depicted in Figure 4. Px (x =0..3) refers to the Charging Characteristics Profile index. Bits classified with a "B" may be used by the operator for non-standardised behaviour (see Annex A of TS 32.251 [11]).

NOTE: It is possible to ascribe the same semantic meanings to bits P0 through P3 as exists in 3GPP Release 99 TS 32.015. That is, the P3 (N) flag in the Charging Characteristics indicates normal charging, the P2 (P) flag indicates prepaid charging, the P1 (F) flag indicates flat rate charging and the P0 (H) flag indicates charging by hot billing. For example, the case where the P0 bit is turned on would correspond to the behaviour associated with the operator's own definition of Hot Billing, such as short time and volume limits for CDR closure as well as priority processing by CDR handling nodes (e.g., CGF and billing system). It is the responsibility of the PLMN operator to exactly define the meaning of the profile bits, P0 to P3, and make them compatible with the 3GPP Release 99 flags if so required. This implies that one or more of the bits shall be set.

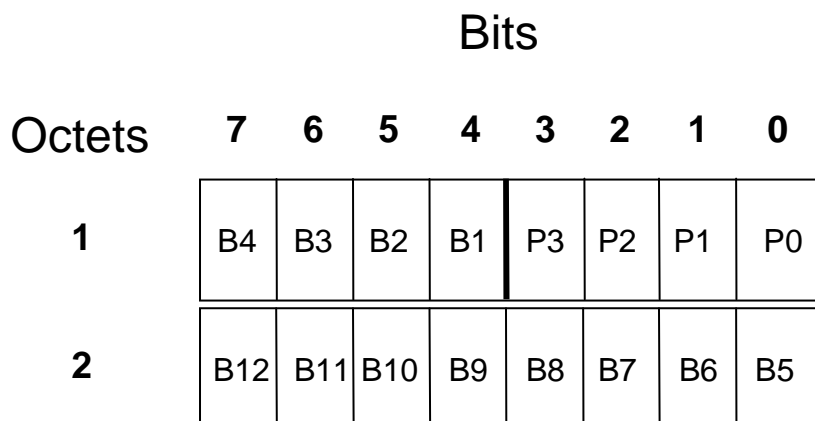


Figure 5.1: Charging Characteristics flags

5.1.2.2.8 Charging Characteristics Selection Mode

This field indicates the charging characteristic type that the GSNs applied to the CDR. In the SGSN the allowed values are:

- Home default;
- Visiting default;
- Roaming default;
- APN specific;
- Subscription specific.

In the GGSN the allowed values are:

- Home default;
- Visiting default;
- Roaming default;
- SGSN supplied.

Further details are provided in Annex A.

5.1.2.2.9 Charging ID

This field is a charging identifier, which can be used together with GGSN address to identify all records produced in SGSN(s) and GGSN involved in a single PDP context. Charging ID is generated by GGSN at PDP context activation and transferred to context requesting SGSN. At inter-SGSN routing area update charging ID is transferred to the new SGSN as part of each active PDP context.

Different GGSNs allocate the charging ID independently of each other and may allocate the same numbers. The CGF and/or BS may check the uniqueness of each charging ID together with the GGSN address and optionally (if still ambiguous) with the record opening time stamp.

5.1.2.2.10 Destination Number

This field contains short message Destination Number requested by the user. See 32.250 [10].

5.1.2.2.11 Diagnostics

This field includes a more detailed technical reason for the releases of the connection refer TS 32.250 [10]. The diagnostics may also be extended to include manufacturer and network specific information.

5.1.2.2.12 Duration

This field contains the relevant duration in seconds for PDP contexts (S-CDR, G-CDR, and attachment (M-CDR)). It is the duration from Record Opening Time to record closure. For partial records this is the duration of the individual partial record and not the cumulative duration.

It should be noted that the internal time measurements may be expressed in terms of tenths of seconds or even milliseconds and, as a result, the calculation of the duration may result in the rounding or truncation of the measured duration to a whole number of seconds.

Whether or not rounding or truncation is to be used is considered to be outside the scope of the present document subject to the following restrictions:

- 1) A duration of zero seconds shall be accepted providing that the transferred data volume is greater than zero.
- 2) The same method of truncation/rounding shall be applied to both single and partial records.

5.1.2.2.13 Dynamic Address Flag

This field indicates that PDP address has been dynamically allocated for that particular PDP context. This field is missing if address is static i.e. part of PDP context subscription. Dynamic address allocation might be relevant for charging e.g. the duration of PDP context as one resource offered and possible owned by network operator.

5.1.2.2.14 Event Time Stamps

These fields contain the event time stamps relevant for each of the individual record types.

All time-stamps include a minimum of date, hour, minute and second.

5.1.2.2.15 External Charging Identifier

A Charging Identifier received from a none-GPRS, external network entity.

- When inter-working with IMS the external charging identifier is the ICID (IMS Charging Identifier) as received from the IMS network by the GGSN;
- If required, Inter-working with other external entities will be subject of specification for further releases.

5.1.2.2.16 GGSN Address Used

These fields are the current serving GGSN IP Address for the Control Plane. If both an IPv4 and an IPv6 address of the GGSN are available, the GGSNs shall include the IPv4 address in the CDR.

5.1.2.2.17 IMS Signalling Context

Indicates if the PDP context is used for IMS signalling. It is only present if the PDP context is an IMS signalling PDP context. A PDP context for IMS signalling is determined via the "IM CN Subsystem Signalling Flag" conveyed via the "Activate PDP context request" message from the MS to the network (refer to TS 24.008 [64])

5.1.2.2.18 LCS Cause

The LCS Cause parameter provides the reason for an unsuccessful location request according TS 49.031 [71].

5.1.2.2.19 LCS Client Identity

This field contains further information on the LCS Client identity:

- Client External ID;
- Client Dialed by MS ID;
- Client Internal ID.

5.1.2.2.20 LCS Client Type

This field contains the type of the LCS Client as defined in TS 29.002 [60].

5.1.2.2.21 LCS Priority

This parameter gives the priority of the location request as defined in TS 49.031 [71].

5.1.2.2.22 LCS QoS

This information element defines the Quality of Service for a location request as defined in TS 49.031 [71].

5.1.2.2.22A List of Service Data

This list includes one or more service data containers and each service data container includes the following fields:

Rating Group, Charging Rule Base Name, Result Code, Local Sequence Number, Time of First Usage, Time of Last Usage, Time Usage, Service Condition Change, QoS Information, SGSN Address, PLMN identifier, Data Volume Uplink, Data Volume Downlink, Report Time, RAT type, Service Identifier and PS Furnish Charging Information.

Rating Group is the service flow identity and has to be used for differentiated evaluation of user's traffic. The parameter corresponds to the Charging Key as specified in 3GPP TS 23.125 [84].

Charging Rule Base Name is the group name of charging rules as specified in 3GPP TS 29.210 [85].

Result Code contains the result code after the interconnection with the CRF.

Local Sequence Number is a per service data container sequence number. It starts from 1 for each service, increasing by 1 for each service data container generated for that service within the lifetime of this PDP session.

Time of First Usage is the time stamp for the first IP packet to be transmitted for the service data flow referred to the current instance of Service Condition Change.

Time of Last Usage is the time stamp for the last IP packet to be transmitted for the service data flow referred to the current instance of Service Condition Change.

Time Usage contains the effective used time within the service data recording interval.

Service Condition Change defines the reason for closing the service data container (see TS 32.251 [11]), such as tariff time change, Gn update trigger (e.g. QoS change, SGSN change), service usage thresholds, service idled out, termination or failure handling procedure. This field is specified as bitmask for support of multiple change trigger (e.g. SGSN and QoS change).

QoS Information contains the negotiated QoS applied for the service data flow and is included in the first service data container. In following container QoS information is present if previous change condition is "QoS change".

SGSN Address contains the valid SGSN IP address during the service data recording interval.

PLMN identifier contains the valid SGSN PLMN Id during the service data recording interval.

Data Volume Uplink and Downlink, includes the number of octets transmitted during the use of the packet data services in the uplink and/or downlink direction, respectively.

Report Time is a time stamp, which defines the moment when the service data container is closed.

RAT type is the valid radio access technology type during the service data recording interval.

Service Identifier is an identifier for a service. The service identifier may designate an end user service, a part of an end user service or an arbitrarily formed group thereof. This field is included according to TS 23.125 [84].

PS Furnish Charging Information includes charging information per each service data flow in case it is sent by OCS.

5.1.2.2.23 List of Traffic Data Volumes

This list includes one or more containers, each includes the following fields:

Data Volume Uplink, Data Volume Downlink, Change Condition and Change Time.

Data Volume, Uplink and/or Downlink, includes the number of octets transmitted during the use of the packet data services in the uplink and/or downlink direction, respectively.

Change Condition defines the reason for closing the container (see TS 32.251 [11]), such as tariff time change, QoS change or closing of the CDR.

Change Time is a time stamp, which defines the moment when the volume container is closed or the CDR is closed. All the active PDP contexts do not need to have exactly the same time stamp e.g. due to same tariff time change (variance of the time stamps is implementation and traffic load dependent, and is out of the scope of standardisation).

First container includes following optional fields: QoS Requested (not in G-CDR) and QoS Negotiated. In following containers QoS Negotiated is present if previous change condition is "QoS change". In addition to the QoS Negotiated parameter the QoS Requested parameter is present in following containers if the change condition is "QoS change" and the QoS change was initiated by the MS via a PDP context modification procedure.

Table 5.1 illustrates an example of a list, which has three containers (sets of volume counts) caused by one QoS change and one tariff time change.

Table 5.1: Example list of traffic data volumes

QoS Requested = QoS1 QoS Negotiated = QoS1 Data Volume Uplink = 1 Data Volume Downlink = 2 Change Condition = QoS change Time Stamp = TIME1	QoS Requested = QoS2 (if requested by the MS) QoS Negotiated = QoS2 Data Volume Uplink = 5 Data Volume Downlink = 6 Change Condition = Tariff change Time Stamp = TIME2	Data Volume Uplink = 3 Data Volume Downlink = 4 Change Condition = Record closed Time Stamp = TIME3
--	--	--

First container includes initial QoS values and corresponding volume counts. Second container includes new QoS values and corresponding volume counts before tariff time change. Last container includes volume counts after the tariff time change. The total volume counts can be itemised as shown in Table 5.2 (tariff1 is used before and tariff2 after the tariff time change):

Table 5.2: Itemised list of total volume count corresponding to Table 5.1

		Container
QoS1+Tariff1	uplink = 1, downlink = 2	1
QoS2+Tariff1	uplink = 5, downlink = 6	2
QoS2+Tariff2	uplink = 3, downlink = 4	3
QoS1	uplink = 1, downlink = 2	1
QoS2	uplink = 8, downlink = 10	2+3
Tariff1	uplink = 6, downlink = 8	1+2
Tariff2	uplink = 3, downlink = 4	3

The amount of data counted in the GGSN shall be the payload of the GTP-U protocol at the Gn interface. Therefore the data counted already includes the IP PDP bearer protocols i.e. IP or PPP.

The data volume counted in the SGSN is dependent on the system. For GSM SGSN the data volume is the payload of the SNDCP PDUs at the Gb interface. For UMTS-SGSN it is the GTP-U PDUs at the Iu-PS interface. Therefore, in both systems, the data counted already includes the overheads of any PDP bearer protocols.

In GSM, in order to avoid that downstream packets transmitted from the old SGSN to the new SGSN at inter SGSN RA update induce the increase of the PDP CDR downstream volume counters in both SGSN the following rules must be followed:

- For PDP contexts using LLC in unacknowledged mode: an SGSN shall update the PDP CDR when the packet has been sent by the SGSN towards the MS;

For PDP contexts using LLC in acknowledged mode, a GSM-SGSN shall only update the PDP CDR at the reception of the acknowledgement by the MS of the correct reception of a downstream packet. In other words, for inter SGSN RA update, the new SGSN shall update the PDP CDR record when a downstream packet sent by the old SGSN is received by the MS and acknowledged by the MS towards the new SGSN through the RA update complete message.

In UMTS, the not transferred downlink data can be accounted for in the S-CDR with "RNC Unsent Downlink Volume" field, which is the data that the RNC has either discarded or forwarded during handover. Data volumes retransmitted (by RLC or LLC) due to poor radio link conditions shall not be counted.

5.1.2.2.24 Local Record Sequence Number

This field includes a unique record number created by this node. The number is allocated sequentially for each partial CDR (or whole CDR) including all CDR types. The number is unique within one node, which is identified either by field Node ID or by record-dependent node address (SGSN address, GGSN address, Recording Entity).

The field can be used e.g. to identify missing records in post processing system.

5.1.2.2.25 Location Estimate

The Location Estimate field is providing an estimate of a geographic location of a target MS according to 3GPP TS 29.002 [60].

5.1.2.2.26 Location Method

The Location Method identifier refers to the argument of LCS-MOLR that was invoked as defined in 24.080 [61].

5.1.2.2.27 Location Type

This field contains the type of the location as defined in TS 29.002 [60].

5.1.2.2.28 Measurement Duration

This field contains the duration for the section of the location measurement corresponding to the Perform_Location_Request and Perform_Location_Response by the SGSN.

5.1.2.2.29 Message reference

This field contains a unique message reference number allocated by the Mobile Station (MS) when transmitting a short message to the service centre. This field corresponds to the TP-Message-Reference element of the SMS_SUBMIT PDU defined in 3GPP TS 23.040 [72].

5.1.2.2.30 MLC Number

This parameter refers to the ISDN (E.164) number of a GMLC.

5.1.2.2.31 MS Network Capability

This MS Network Capability field contains the MS network capability value of the MS network capability information element of the served MS on PDP context activation or on GPRS attachment as defined in 3GPP TS 24.008 [64].

5.1.2.2.32 MS Time Zone

This field contains the 'Time Zone' IE provided by the SGSN and transferred to the GGSN during the PDP context activation/modification procedure as specified in TS 29.060 [75].

5.1.2.2.33 Network Initiated PDP Context

This field indicates that PDP context is network initiated. The field is missing in case of mobile activated PDP context.

5.1.2.2.34 Node ID

This field contains an optional, operator configurable, identifier string for the node that had generated the CDR. The Node ID may or may not be the DNS host name of the node.

5.1.2.2.35 Notification to MS user

This field contains the privacy notification to MS user that was applicable when the LR was invoked as defined in TS 29.002 [60].

5.1.2.2.36 PDP Type

This field defines the PDP type, e.g. IP, PPP, or IHOSS:OSP (see 3GPP TS 29.060 [75] for exact format).

5.1.2.2.37 Positioning Data

This information element is providing positioning data associated with a successful or unsuccessful location attempt for a target MS according to TS 49.031 [71].

5.1.2.2.38 Privacy Override

This parameter indicates if the LCS client overrides MS privacy when the GMLC and VMSC/SGSN for an MT-LR are in the same country as defined in TS 29.002 [60].

5.1.2.2.39 PS Furnish Charging Information

This field includes following information elements for PDP context (G-CDR, eG-CDR):

- PS Free Format Data (eG-CDR)

This field contains charging information sent by the OCS in the Diameter Credit Control *Credit-Control-Answer* messages as defined in TS 32.251 [11]. The data can be sent either in one Diameter Credit Control *Credit-Control-Answer* message or several Diameter Credit Control *Credit-Control-Answer* messages with append indicator. This data is transferred transparently in the PS Furnish Charging Information field of the relevant call records.

If the PS Free Format Data is received more than once during one PDP Context for which an offline session is established, the append indicator defines whether the PS Free Format Data is appended to previous received PS Free Format Data and stored in the relevant record or the information of the last PS Free Format Data received is stored in the relevant record (the previous PS Free Format Data information shall be overwritten).

In the event of partial output the currently valid "PS Free format data" is stored in the partial record.

- PS FFD Append Indicator (eG-CDR):

This field contains an indicator whether PS free format data is to be appended to the PS free format data stored in previous partial CDR. This field is needed in CDR post processing to sort out valid PS free format data for that PDP Context from sequence of partial records. Creation of partial records is independent of received PS Free Format Data and thus valid PS free format data may be divided to different partial records.

If field is missing then the PS free format data in this CDR replaces all received PS free format data in previous CDRs. Append indicator is not needed in the first partial record. In following partial records indicator shall get value true if all PS Free Format Data received during that partial record have append indicator. If one or more of the received PS Free Format Data for that PDP Context during the partial record do not have append indicator then this field shall be missing.

5.1.2.2.40 QoS Requested/QoS Negotiated

Quality of Service Requested contains the QoS desired by MS at PDP context activation. QoS Negotiated indicates the applied QoS accepted by the network.

If a pre-Release '99 only capable terminal is served, the applicable QoS parameters and their encoding in the CDRs are specified in **TS 32.015 [xx]**.

In all other cases, the applicable QoS attributes are defined in the "Quality of Service profile" in TS 23.060 [74], and their encoding in the CDR corresponds to the "Quality of Service profile" specified in TS 29.060.[75].

5.1.2.2.41 RAT Type

Holds the value of RAT Type, as provided over GTP to GGSN, described in TS 29.060 [75]. The field is provided by the SGSN and transferred to the GGSN during the PDP context activation/modification procedure as specified in TS 23.060 [74].

5.1.2.2.42 Record Extensions

This field enables network operators and/or manufacturers to add their own recommended extensions to the standard record definitions. This field contains a set of "management extensions" as defined in ITU-T X.721 [106]. This is conditioned upon the existence of an extension.

5.1.2.2.43 Record Opening Time

This field contains the time stamp when the MS is attached to a SGSN (M-CDR) or PDP context is activated in SGSN/GGSN (S-CDR, G-CDR) or record opening time on subsequent partial records (see 3GPP TS 32.250 [4] for exact format).

Record opening reason does not have a separate field. For G-CDR and M-CDR it can be derived from the field "Sequence number"; i.e. either a missing field or a value one (1) means activation of PDP context and GPRS attachment. For the S-CDR the field "SGSN change" also needs to be taken into account.

5.1.2.2.44 Record Sequence Number

This field contains a running sequence number employed to link the partial records generated in the SGSN/GGSN for a particular MM context or PDP context (characterised with the same Charging ID and GGSN address pair). For M-CDR or S-CDR the sequence number always restarts from one (1) after an inter-SGSN routing area update, see field "SGSN change". The Record Sequence Number is missing if the record is the only one produced in the SGSN/GGSN for an MM context or a PDP context CDR (e.g. inter-SGSN routing area update can result to two M-CDR or two S-CDRs without sequence number and field "SGSN change" present in the second record).

5.1.2.2.45 Record Type

The field identifies the type of the record e.g. S-CDR, G-CDR, M-CDR, S-SMO-CDR and S-SMT-CDR.

5.1.2.2.46 Recording Entity Number

This field contains the ITU-T E.164 number assigned to the entity that produced the record. For further details see 3GPP TS 23.003 [68].

5.1.2.2.47 RNC Unsent Downlink Volume

This field contains the unsent downlink volume that the RNC has either discarded or forwarded to 2G-SGSN and already included in S-CDR. This field is present when RNC has provided unsent downlink volume count at RAB release and can be used by a downstream system to apply proper charging for this PDP context.

5.1.2.2.48 Routing Area Code/Location/Cell Identifier/Change of location

The location information contains a combination of the Routing Area Code (RAC) and an optional Cell Identifier of the routing area and cell in which the served party is currently located. In GSM the Cell Identifier is defined by the Cell Identity (CI) and in UMTS by the Service Area Code (SAC). Any change of location (i.e. Routing Area change) may be recorded in the change of location field including the time at which the change took place.

The location field contains a combination of the location area code (LAC) and cell identity (CI) of the cell in which the served party is currently located.

The change of location field is optional and not required if partial records are generated when the location changes.

The RAC and (optionally) CI are coded according to 3G TS 24.008 [64] and the SAC according 3GPP TS 25.413 [76].

5.1.2.2.49 Served IMEI

This field contains the International Mobile Equipment Identity (IMEI) of the equipment served, if available. The term "served" equipment is used to describe the ME involved in the transaction recorded e.g. the called ME in the case of a network initiated PDP context.

The structure of the IMEI is defined in 3GPP TS 23.003 [68].

5.1.2.2.50 Served IMEISV

This field contains the International Mobile Equipment Identity and Software Version Number (IMEISV) and is defined in 3GPP TS 23.003 [68].

5.1.2.2.51 Served IMSI

This field contains the International Mobile Subscriber Identity (IMSI) of the served party. The term "served" party is used to describe the mobile subscriber involved in the transaction recorded e.g. the calling subscriber in case of a mobile initiated PDP context.

The structure of the IMSI is defined in 3GPP TS 23.003 [68].

5.1.2.2.52 Served MSISDN

This field contains the Mobile Station (MS) ISDN number (MSISDN) of the served party. The term "served" party is used to describe the mobile subscriber involved in the transaction recorded. In case of multi-numbering the MSISDN stored in a GPRS CDR will be the primary MSISDN of the calling party.

The structure of the MSISDN is defined in 3GPP TS 23.003 [68].

5.1.2.2.53 Served PDP Address

This field contains the PDP address of the served IMSI. This is a network layer address i.e. of type IP version 4 or IP version 6. The address for each PDP type is allocated either temporarily or permanently (see "Dynamic Address Flag"). This parameter shall be present except when both the PDP type is PPP and dynamic PDP address assignment is used.

5.1.2.2.54 Service Centre Address

This field contains a ITU-T E.164 number identifying a particular service centre e.g. Short Message Service (SMS) centre (see 3GPP TS 23.040 [72]).

5.1.2.2.55 SGSN Address

These fields contain one or several IP addresses of SGSN. The IP address of the SGSN can be either control plane address or user plane address.

The S-CDR fields contain single address of current SGSN and GGSN used.

The G-CDR fields contain the address of the current GGSN and a list of SGSNs addresses, which have been connected during the record (SGSN change due to inter SGSN Routing Area update).

The M-CDR fields only contain the address of the current SGSN. It does not provide any information related to active PDP context(s) and thus the connected (used) GGSN(s) cannot be identified.

If both an IPv4 and an IPv6 address of the SGSN are available, the GSNs shall include the IPv4 address in the CDR.

5.1.2.2.56 SGSN Change

This field is present only in the S-CDR to indicate that this is the first record after an inter-SGSN routing area update.

5.1.2.2.57 Short Message Service (SMS) Result

This field contains the result of an attempt to deliver a short message either to a service centre or to a mobile subscriber (see 3GPP TS 29.002 [60]). Note that this field is only provided if the attempted delivery was unsuccessful.

5.1.2.2.58 System Type

This field is present conditionally, indicating the use of the UTRAN or GERAN air-interface for the provision of service recorded by this CDR. In the case of service provided by a GSM air interface, this field is not present.

NOTE: The ASN.1 contains a value of "unknown" which may be used in other domains but not in the PS domain.

5.1.2.2.59 User Location Information

This field contains the User Location Information as described in TS 29.060 [75]. The field is provided by the SGSN and transferred to the GGSN during the PDP context activation/modification procedure as specified in TS 23.060 [74].

5.1.2.3 WLAN CDR parameters

This subclause contains the description of the CDR parameters that are specific to the PS domain CDR types as specified in TS 32.252 [12].

5.1.3 Subsystem level CDR parameters

This subclause contains the description of the CDR parameters that are specific to the subsystem level CDR types. This comprises the CDR types from the CN IM subsystem (TS 32.260 [20]).

5.1.3.1 IMS CDR parameters

This clause contains the description of each field of the IMS CDRs specified in TS 32.260 [20].

5.1.3.1.1 Application Provided Called Parties

Holds a list of the Called Party Address(es), if the address(es) are determined by an AS (SIP URL, E.164...).

5.1.3.1.2 Application Servers Information

This a grouped CDR field containing the fields: "Application Server Involved" and "Application Provided Called Parties".

5.1.3.1.3 Application Servers Involved

Holds the ASs (if any) identified by the SIP URLs.

5.1.3.1.4 Authorised QoS

Authorised QoS as defined in TS 23.207 [77] and TS 29.207 [78] and applied via the Go interface.

5.1.3.1.5 Bearer Service

Holds the used bearer service for the PSTN leg.

5.1.3.1.6 Called Party Address

In the context of an end-to-end SIP transaction this field holds the address of the party (Public User ID) to whom the SIP transaction is posted.

For a subscription/registration procedure this field holds the party to be registered/subscribed.

This field contains either a SIP URL (according to IETF RFC3261 or a TEL URL (according to RFC2806).

5.1.3.1.7 Calling Party Address

The address (Public User ID) of the party requesting a service or initiating a session. This field holds either the SIP URL (according to IETF RFC 3261) or the TEL URL (according to RFC 2806) of the calling party. The address is obtained from the P-Asserted-Identity header.

5.1.3.1.8 Cause for Record Closing

This field contains a reason for the release of the CDR including the following:

- normal release: end of session;
- partial record generation: time (duration) limit, maximum number of changes in charging conditions (e.g. maximum number in 'List of Message Bodies' exceeded) or service change (e.g. change in media components);
- abnormal termination;
- management intervention (request due to O&M reasons).
- CCF initiated record closure;

A more detailed reason may be found in the Service Reason Return Code field.

5.1.3.1.9 Content Disposition

This sub-field of Message Bodies holds the content disposition of the message body inside the SIP signalling. Content-disposition header field equal to "render", indicates that "the body part should be displayed or otherwise rendered to the user". Content disposition values are: session, render, inline, icon, alert, attachment, etc.

5.1.3.1.10 Content Length

This sub-field of Message Bodies holds the size of the data of a message body in bytes.

5.1.3.1.11 Content Type

This sub-field of Message Bodies holds the MIME type of the message body, Examples are: application/zip, image/gif, audio/mpeg, etc.

5.1.3.1.12 Expires

The *Expires* parameter holds the content of the "Expires" header.

5.1.3.1.13 GGSN Address

This parameter holds the control plane IP address of the GGSN that handles one or more media component(s) of a IMS session. If GPRS is used to access the IMS, the GGSN address is used together with the GPRS charging ID as the access part of the charging correlation vector. The charging correlation vector is comprised of an access part and an IMS part, which is the IMS Charging Identifier. For further information regarding the composition of the charging correlation vector refer to the appropriate clause in [TS 32.200 \[2\]](#).

5.1.3.1.14 GPRS Charging ID

This parameter holds the GPRS charging ID (GCID) which is generated by the GGSN for a GPRS PDP context. There is a 1:1 relationship between the GCID and the PDP context. If GPRS is used to access the IMS, the GCID is used together with the GGSN address as the access part of the charging correlation vector that is comprised of an access part and an IMS part, which is the IMS Charging Identifier.

For further information regarding the composition of the charging correlation vector refer to the appropriate clause in [TS 32.200 \[2\]](#).

5.1.3.1.15 IMS Charging Identifier

This parameter holds the IMS charging identifier (ICID) as generated by the IMS node for the SIP session. The value of the ICID parameter is identical with the 'icid-value' parameter defined in [\[xx\]](#). The 'icid-value' is a mandatory part of the P-Charging-Vector and coded as a text-based UTF-8 charset (as are all SIP messages). For further information regarding the composition and usage of the P-Charging-Vector refer to [TS 32.200 \[2\]](#), [TS 24.229 \[79\]](#) and [\[xx\]](#).

The ICID value is globally unique across all 3GPP IMS networks for a time period of at least one month, implying that neither the node that generated this ICID nor any other IMS node reuse this value before the uniqueness period expires. The one month minimum uniqueness period counts from the time of release of the ICID, i.e. the ICID value no longer being used. This can be achieved by using node specific information, e.g. high-granularity time information and/or topology/location information. The exact method how to achieve the uniqueness requirement is an implementation issue.

An ICID is generated by the P-CSCF during the initial IMS registration procedure for a Private User ID. This ICID is valid for all Public User IDs registered for that Private User ID until the user (Private User ID) is deregistered. All subsequent SIP session unrelated methods (e.g., REGISTER, NOTIFY, MESSAGE etc.) must use this ICID value regardless of whether the same Public User ID is used or not.

At each SIP session establishment a new, session specific ICID is generated at the first IMS network element that processes the session-initiating SIP INVITE message. This ICID is then used in all subsequent SIP messages for that session (e.g., 200 OK, (re-)INVITE, BYE etc.) until the session is terminated.

5.1.3.1.16 Incomplete CDR Indication

This field provides additional diagnostics when the CCF detects missing ACRs.

5.1.3.1.17 List of Inter Operator Identifiers

This list holds the identification of the pair of originating network and terminating network if exchanged via SIP signalling, as recorded in the Inter Operator Identifier (IOI) AVP as described in TS 32.299 [50]. It may occur several times in one CDR. For further information on the IOI exchange via SIP signalling please refer to TS 24.229 [79].

5.1.3.1.18 List of Message Bodies

This grouped field comprising several sub-fields describing the data that may be conveyed end-to-end in the body of a SIP message. Since several message bodies may be exchanged via SIP-signalling, this grouped field may occur several times.

The List of Message Bodies contains the following elements:

- Content Type;
- Content Disposition;
- Content Length;
- Originator.

They are described in the appropriate subclause. Message bodies with the "Content-Type" field set to *application/sdp* and the "Content-Disposition" field set to *session* are not included in the "Message Bodies" field.

5.1.3.1.19 List of SDP Media Components

This is a grouped field which may occur several times in one CDR. The first occurrence describes the initial SIP session negotiation whilst the other would stem from session re-negotiations.

The field is present only in a SIP session related case.

The List of SDP Media Components contains the following elements:

- SIP Request Timestamp;
- SIP Response Timestamp;
- SDP Media Components;
- Media Initiator flag;
- SDP Session Description.

These field elements are described in the appropriate subclause.

5.1.3.1.20 Local Record Sequence Number

This field includes a unique record number created by this node. The number is allocated sequentially for each partial CDR (or whole CDR) including all CDR types. The number is unique within the CCF.

The field can be used e.g. to identify missing records in post processing system.

5.1.3.1.21 Media Initiator Flag

This field indicates if the called party has requested the session modification and it is present only if the initiator was the called party.

5.1.3.1.22 Node Address

This item holds the address of the node providing the information for the CDR. This may either be the IP address or the FQDN of the IMS node generating the accounting data. This parameter corresponds to the *Origin-Host* AVP.

5.1.3.1.23 Originator

This sub-field of the "List of Message Bodies" indicates the originating party of the message body.

5.1.3.1.24 Private User ID

Holds the used Network Access Identifier of the served party according to [RFC2486 \[xx\]](#). This parameter corresponds to the *User-Name* AVP.

5.1.3.1.25 Record Closure Time

A Time stamp reflecting the time the CCF closed the record.

5.1.3.1.26 Record Extensions

A set of operator/manufacture specific extensions to the record, conditioned upon existence of an extension.

5.1.3.1.27 Record Opening Time

A time stamp reflecting the time the CCF opened this record. Present only in SIP session related case.

5.1.3.1.28 Record Sequence Number

This field contains a running sequence number employed to link the partial records generated by the CCF for a particular session (characterised with the same Charging ID and GGSN address pair). The Record Sequence Number is not present if the record is the only one produced in the CCF for a session. The Record Sequence Number starts from one (1).

5.1.3.1.29 Record Type

Identifies the type of record. The parameter is derived from the *Node-Functionality* AVP, defined in TS 32.299 [40].

5.1.3.1.30 Retransmission

This parameter, when present, indicates that information from retransmitted Diameter ACRs has been used in this CDR.

5.1.3.1.31 Role of Node

This fields indicates the role of the AS/CSCF. As specified in TS 23.218 [80] the role can be:

- originating (CSCF serving the calling subscriber or AS initiated session);
- terminating (CSCF serving the called subscriber or AS terminated session);
- proxy (only applicable for an AS, when a request is proxied);
- B2BUA (only applicable for an AS, when the AS performs third party control/acts in B2BUA mode).

5.1.3.1.32 SDP Media Components

This is a grouped field comprising several sub-fields associated with one media component. Since several media components may exist for a session in parallel these sub-fields may occur several times (as much times as media are involved in the session). The sub-fields are present if medium (media) is (are) available in the SDP data which is provided in the ACR received from the IMS node.

The SDP media component contains the following elements:

- SDP media name;
- SDP media description;
- GPRS Charging ID;

These field elements are described in the appropriate subclause.

5.1.3.1.33 SDP Media Description:

This field holds the attributes of the media as available in the SDP data tagged with "i=", "c=", "b=", "k=", "a=". Only the attribute lines relevant for charging are recorded. To be recorded "SDP lines" shall be recorded in separate "SDP Media Description" fields, thus multiple occurrence of this field is possible. Always complete "SDP lines" are recorded per field.

This field corresponds to the *SDP-Media-Description* AVP as defined in Table 5.8.

Example: "c=IN IP4 134.134.157.81"

For further information on SDP please refer to IETF draft 'SDP.Session Description Protocol'[xx].

Note: session unrelated procedures typically do not contain SDP data.

5.1.3.1.34 SDP Media Name

This field holds the name of the media as available in the SDP data tagged with "m=". Always the complete "SDP line" is recorded.

This field corresponds to the *SDP-Media-Name* AVP as defined in Table 5.8.

Example: "m=video 51372 RTP/AVP 31"

For further information on SDP please refer to IETF draft 'SDP: Session Description Protocol'[xx].

5.1.3.1.35 SDP Session Description

Holds the Session portion of the SDP data exchanged between the User Agents if available in the SIP transaction.

This field holds the attributes of the media as available in the session related part of the SDP data tagged with "c=" and "a=" (multiple occurrence possible). Only attribute lines relevant for charging are recorded.

The content of this field corresponds to the *SDP-Session-Description* AVP of the ACR message.

Note: session unrelated procedures typically do not contain SDP data.

5.1.3.1.36 Service Delivery End Time Stamp

This field records the time at which the service delivery was terminated. It is Present only in SIP session related case.

The content of this field corresponds to the *SIP-Request-Timestamp* AVP of a received ACR[Stop] message indicating a session termination.

5.1.3.1.37 Service Reason Return Code

Provides the returned cause code for the service request (both successful and failure). This parameter corresponds to the Cause-Code AVP.

5.1.3.1.38 Service Delivery Start Time Stamp

This field holds the time stamp reflecting either:

- a successful session set-up: this field holds the start time of a service delivery (session related service)
- a delivery of a session unrelated service: the service delivery time stamp
- an unsuccessful session set-up and an unsuccessful session unrelated request: this field holds the time the network entity forwards the unsuccessful indication (SIP "RESPONSE" with error codes 3xx, 4xx, 5xx) towards the requesting User direction.

The content of this field corresponds to the *SIP-Response-Timestamp* AVP as defined in Table 5.8.

For partial CDRs this field remains unchanged.

5.1.3.1.39 Service ID

This field identifies the service the MRFC is hosting. For conferences the conference ID is used here.

5.1.3.1.40 Service Request Timestamp

This field contains the time stamp which indicates the time at which the service was requested ("SIP request" message) and is present for session related and session unrelated procedures. The content of this item is derived from the *SIP-Request-Timestamp* AVP as defined in Table 5.8. If the *SIP-Request-Timestamp* AVP is not supplied by the network entity this field is not present.

For partial CDRs this field remains unchanged.

This field is present for unsuccessful service requests if the ACR message includes the *SIP-Request-Timestamp* AVP.

5.1.3.1.41 Service Specific Data

This field contains service specific data.

5.1.3.1.42 Session ID

The Session identification. For a SIP session the Session-ID contains the SIP Call ID as defined in the Session Initiation Protocol RFC[xx].

5.1.3.1.43 Served Party IP Address

This field contains the IP address of either the calling or called party, depending on whether the P-CSCF is in touch with the calling or called network.

5.1.3.1.44 SIP Method

Specifies the SIP-method for which the CDR is generated. Only available in session unrelated cases.

5.1.3.1.45 SIP Request Timestamp

This parameter contains the time of the SIP Request (usually a (Re)Invite).

5.1.3.1.46 SIP Response Timestamp

This parameter contains the time of the response to the SIP Request (usually a 200 OK).

5.1.3.1.47 S-CSCF Information

This field contains Information related to the serving CSCF, e.g. the S-CSCF capabilities upon registration event or the S-CSCF address upon the session establishment event. This field is derived from the *Server-Capabilities* AVP if present in the ACR received from the I-CSCF.

5.1.3.1.48 Trunk Group ID Incoming/Outgoing

Contains the outgoing trunk group ID for an outgoing session/call or the incoming trunk group ID for an incoming session/call.

5.1.4 Service level CDR parameters

5.1.4.1 MMS CDR parameters

This clause contains the description of each field of the MMS CDRs specified in TS 32.270 [30].

5.1.4.1.1 3GPP MMS Version

The MMS version of the originator MMS Relay/Server as defined in TS 23.140 [81].

5.1.4.1.2 Access Correlation

If the parameter is provided and is not an empty string, it is a unique identifier delivered by the used access network domain of the originator or recipient MMS User Agent. It may be used for correlation of the MMS CDRs with the corresponding MSC server CDRs in CS domain or GSN CDRs in PS domain. It is an empty string if the parameter is not delivered by the access network.

5.1.4.1.3 Acknowledgement Request

This Boolean value indicates whether (value TRUE) or not (value FALSE) a response has been requested in a request at the MM4 reference point.

5.1.4.1.4 Attributes List

This field contains a list of information element names that are used in the MM1_mmbox_view.REQ, which request corresponding information elements from the MMs to be conveyed in the MM1_mmbox_view.RES. The list of known information element names are those currently defined for the MM1_retrieve.RES and MM1_notification.REQ. In the absence of the Attributes list information element, the MMS Relay/Server shall, by default and if available, select these information elements from each viewed MM: Message ID, Date and time, Sender address, Subject, Message size, MM State, and MM Flags.

5.1.4.1.5 Billing Information

This field contains transparent charging information provided by the MSCF to the MMS R/S for use by the billing system to properly bill the user for the service being supplied as defined in TS 29.140 [108]. Only the format, but not the content of the "Billing information" field is defined.

5.1.4.1.6 Charge Information

This field consists of two parts, the charged party and the charge type.

The Charged Party is an indication on which party is expected to be charged for an MM e.g. the sending, receiving, both parties or neither. This indicator is only applicable to MM7 CDRs (for VASP-originated MMs). It may be provided by the VASP when submitting an MM.

The Charge Type indicates the type of subscription (i.e. postpaid or prepaid). This indicator is derived from the subscription parameters and only applicable to MM1 CDRs.

The Charged Parties are as follows:

- Sender: This indicates the sending party is expected to be charged ('normal' charging model);
- Recipient: This indicates the receiving party is expected to be charged ('reverse' charging model). This model implies there is a commercial agreement between the Recipient and the VASP;
- Both: This indicates both the sending and the receiving parties are expected to be charged ('shared' charging model);
- Neither: This indicates neither the sending nor the receiving parties are expected to be charged ('free of charge' charging model).

The Charge types are as follows:

- Postpaid;
- Prepaid.

5.1.4.1.7 Content Type

The Content Type of the MM as defined in TS 23.140 [81].

5.1.4.1.8 Delivery Report Requested

This is an indication of type Boolean whether (value TRUE) or not (value FALSE) the originator/forwarding MMS User Agent has requested a delivery report in the MM1_submit.REQ/MM1_forward.REQ.

5.1.4.1.9 Duration of Transmission

This field contains the relevant time in seconds. The Duration of Transmission is the time from the beginning to the end of the MM transfer between the MMS User Agent and the MMS Relay/Server; e.g. for streaming purposes.

Note that the CDRs purposely do not contain any information about the duration of storage on the MMS Relay/Server. If such information is required it can be calculated by post-processing systems from the CDR timestamps. For instance, the total duration of storage on the originator MMS Relay/Server could be calculated by taking the difference between the "Record Time Stamp" of the O1S-CDR and the "Record Time Stamp" of the OMD-CDR.

5.1.4.1.10 Earliest Time of Delivery

This field contains either the earliest time to deliver message or the number of seconds to wait before delivering the message.

5.1.4.1.11 Forward Counter

A Counter indicating the number of times the particular MM was forwarded as defined in TS 23.140 [81].

5.1.4.1.12 Forwarding Address

This field contains a forwarding MMS User Agent address. The MMS supports the use of E-Mail addresses (RFC 822 [xx]), MSISDN (E.164) or IP addresses.

5.1.4.1.13 Forwarding MMS Relay/Server Address

This field contains one or more addresses of the forwarding MMS Relay/Server. The address is either an IP address or a domain name.

5.1.4.1.14 Limit

This field contains a number that may be provided in the MM1_mmbox_view.REQ to specify a limit for the number of MMs the information elements to which shall be returned in the MM1_mmbox_view.RES.

5.1.4.1.15 Linked ID

This field identifies a correspondence to a previous valid message delivered to the VASP

5.1.4.1.16 Local Record Sequence Number

This field includes a unique record number created by this node. The number is allocated sequentially including all CDR types. The number is unique within one node, which is identified either by field Node ID or by record-dependent MMS Relay/Server.

The field can be used e.g. to identify missing records in post processing system.

5.1.4.1.17 Managing Address

This field contains the managing MMS User Agent address i.e. the MMS User Agent that sends and receives transactions related to the MMBox management . The MMS supports the use of E-Mail addresses (RFC 822)[xx], MSISDN (E.164) or IP address.

5.1.4.1.18 Message Class

A class of messages such as personal, advertisement, information service etc. For more information see TS 23.140 [81].

5.1.4.1.19 Message Distribution Indicator

This is an indication of type Boolean whether (value TRUE) or not (value FALSE) the VASP has indicated the content of the MM is intended for redistribution.

5.1.4.1.20 Message ID

This field specifies the MM Message ID of the MM as defined in TS 23.140 [81]. The concrete syntax of this MM Message ID is given by the body of the field introduced by the string "X-Mms-Message-ID:" in the concrete syntax of the message MM4_Forward.REQ. All CDRs pertaining to the same MM must employ the same value of this parameter, i.e. the value initially assigned by the originator MMS Relay/Server upon submission of the MM by the Originator MMS User Agent.

5.1.4.1.21 Message Reference

A reference as specified in TS 23.140 [81], e.g. URI, for the MM that can be used for retrieving the MM from the recipient MMS Relay/Server.

5.1.4.1.22 Message selection

Messages which are to be viewed may be selected by a list of Message References or by a selection based on MM State and/or MM Flags keywords.

5.1.4.1.23 Message Size

This field contains the number of octets of the MM that is calculated as specified in TS 23.140 [81].

5.1.4.1.24 MMBox Storage Information

This field includes following storage information elements for the MMBox containing the MM State, MM Flags, Store Status, Store Status Text and Stored Message Reference.

- MM State;

This field contains the state of the MM.

- MM Flags:

This field contains the keyword flags of the MM.

- Store Status:

This field contains an appropriate status value of the stored MM, e.g. stored, error-transient-mailbox-full,...

- Store Status Text;

This field includes a more detailed technical description of the store status at the point in time when the CDR is generated.

- Stored Message Reference;

A reference of the newly stored MM.

5.1.4.1.25 MM component list

The MM component list is a set of subject and media components from type of media formats including the size of all elements in octets. For a complete description of media formats that may be supported by MMS, refer to IANA[xx].

5.1.4.1.26 MM Date and Time

The date and time field contains the time stamp relevant for the handling of the MM by the recipient MMS Relay/Server (read, deleted without being read, etc.). The time-stamp includes at a minimum: date, hour, minute and second.

5.1.4.1.27 MM Listing

This field contains a list of information elements from the MMs returned within the MM1_mmbox_view.RES. The listing shall consist of the following information elements, separately grouped for each MM returned in the list:

- Message reference: a unique reference to an MM;
- Information elements corresponding to those requested in the Message Selection information element on the MM1_mmbox_view.REQ.

5.1.4.1.28 MM Status Code

This field contains an appropriate status value of the delivered MM (e.g. retrieved, rejected, etc.).

5.1.4.1.29 MSCF Information

This is a grouped field comprising several the following sub-fields associated with the invocation of the MSCF for advanced addressing:

- Billing Information;
- Routeing address List.

These field elements are described in the appropriate subclause.

5.1.4.1.30 Originator Address

This field contains an originator MMS User Agent address. The MMS supports the use of E-Mail addresses (RFC 822 [xx]) or MSISDN (ITU E.164 [65]).

5.1.4.1.31 Originator MMS Relay/Server Address

This field contains an address of the originator MMS Relay/Server. This address is composed of a mandatory IP address and/or an optional domain name.

5.1.4.1.32 Priority

The priority (importance) of the message, see TS 23.140 [81].

5.1.4.1.33 Quotas

The quotas of the MMBox in messages and/or octets identified with Messages or Octets

5.1.4.1.34 Quotas requested

This is an indication that the Managing User Agent has requested the current message and/or size quotas.

5.1.4.1.35 Read Reply Requested

A Boolean value indicating whether the originator MMS User Agent has requested a read-reply report (value TRUE) or not (value FALSE).

5.1.4.1.36 Read Status

See TS 23.140 [81]: Status of the MM, e.g. Read, Deleted without being read.

5.1.4.1.37 Recipient Address

This field contains a recipient MMS User Agent address. The MMS supports the use of E-Mail addresses (RFC 822 [xx]), MSISDN (E.164 [65]) or Service provider specific addresses (short code).

5.1.4.1.38 Recipient MMS Relay/Server Address

This field contains an address of the recipient MMS Relay/Server. This address is composed of a mandatory IP address and/or an optional domain name.

5.1.4.1.39 Recipients Address List

This field contains a list of recipient MMS User Agent addresses.

5.1.4.1.40 Record Extensions

The field enables network operators and/or manufacturers to add their own extensions to the standard record definitions.

5.1.4.1.41 Record Time Stamp

This field indicates the date and time when the CDR was produced.

5.1.4.1.42 Record Type

The field identifies the type of the record, see TS 32.250 [10].

5.1.4.1.43 Reply Charging

This field indicates whether the originator of the MM is willing to take over the charge for the sending of a reply-MM to their submitted MM from the recipient(s). In this case the originator MMS Relay/Server marks the MM as no charge (reply-charged).

In the Originator MM1 Submission CDR (OIS-CDR) this parameter indicates whether the originator MMS User Agent has requested reply-charging (value TRUE) or not (value FALSE).

In the Recipient MM1 Notification Request record (R1NRq -CDR) it indicates whether a reply to this particular original MM is free of charge (value TRUE) or not (value FALSE).

In the MM7 Submission CDR (7S-CDR) this parameter indicates whether the originator MMS VASP has requested reply-charging (value TRUE) or not (value FALSE).

5.1.4.1.44 Reply Charging ID

This field is present in the CDR only if the MM is a reply-MM to an original MM. The Reply Charging ID is the Message ID of the original MM.

5.1.4.1.45 Reply Charging Size

In the Originator MM1 Submission CDR (OIS-CDR), in case of reply-charging, this field indicates the maximum size for reply-MM(s) granted to the recipient(s) as specified by the originator MMS User Agent.

In the Recipient MM1 Notification Request CDR (R1NRq-CDR), in case of reply-charging, this field indicates the maximum size of a reply-MM granted to the recipient as specified in the MM1_notification.REQ.

In the MM7 Submission CDR (7S-CDR), in case of reply-charging, this field indicates the maximum size for reply-MM(s) granted to the recipient(s) as specified by the originator MMS VASP.

5.1.4.1.46 Reply Deadline

In the Originator MM1 Submission CDR (OIS-CDR), in case of reply-charging, this field indicates the latest time of submission of replies granted to the recipient(s) as specified by the originator MMS User Agent.

In the Recipient MM1 Notification Request CDR (R1NRq-CDR), in case of reply-charging, this field indicates the latest time of submission of a reply granted to the recipient as specified in the MM1_notification.REQ.

In the MM7 Submission CDR (7S-CDR), in case of reply-charging, this field indicates the latest time of submission of replies granted to the recipient(s) as specified by the originator MMS VASP.

5.1.4.1.47 Report allowed

A Boolean value indicating, if present whether sending of a delivery report is permitted (value TRUE) or not (value FALSE).

5.1.4.1.48 Request Status code

The status of the MM as reflected in the corresponding MM4 message (e.g. error service denied, error network problem, error unsupported message, etc.). For further details see TS 23.140 [81].

5.1.4.1.49 Routeing Address

The field contains a recipient address for routeing of a multimedia message. For a complete description of the routeing address, refer to TS 29.140 [108].

5.1.4.1.50 Routeing Address List

This field contains a list of routeing addresses.

5.1.4.1.51 Sender Address

The address of the MMS User Agent as used in the MM1_notification_REQ/MM1_retrieve.RES. This parameter is present in the CDR even if address hiding was requested, resulting in the sender address is not being included in the above messages.

5.1.4.1.52 Sender Visibility

This Boolean value indicates whether the originator MMS User Agent has requested her address to be hidden from the recipient (value TRUE) or not (value FALSE).

5.1.4.1.53 Service code

This field contains charging information provided by the VASP to the MMS R/S for use by the billing system to properly bill the user for the service being supplied. The usage of the "service code" is, in the release, open to any usage envisioned by the operators, service providers or MMS Relay/Server vendors. In this release only the format, but not the content of the "service code" field is defined.

5.1.4.1.54 Start

This field contains a number that may be used in the MM1_mmbox_view.REQ to index the first MM to be viewed, relative to the selected set of MMs, allowing partial views to be requested

5.1.4.1.55 Status Text

This field includes a more detailed technical status of the message at the point in time when the CDR is generated..

5.1.4.1.56 Submission Time

The submission time field contains the time stamps relevant for the submission of the MM. The time-stamp includes a minimum of date, hour, minute and second.

5.1.4.1.57 Time of Expiry

This field contains the desired date or the number of seconds to expiry of the MM, if specified by the originator MMS User Agent.

5.1.4.1.58 Totals

The total number of messages and/or octets for the MMBox, identified with Messages or Octets

5.1.4.1.59 Totals requested

This is an indication that the Managing User Agent has requested the current total number of messages and/or size contained by the MMBox.

5.1.4.1.60 Upload Time

The upload time field contains the time stamps relevant for the upload of the MM. The time-stamp includes a minimum of date, hour, minute and second.

5.1.4.1.61 VAS ID

This field specifies the identification of the VASP as defined in TS 23.140 [81].

5.1.4.1.62 VASP ID

This field specifies the identification of the originating application as defined in TS 23.140 [81].

5.1.4.2 LCS CDR parameters

This clause contains the description of each field of the LCS CDRs specified in TS 32.271 [31].

5.1.4.2.1 Home GMLC Identity

This field contains the IP address of the Home GMLC (H-GMLC) involved in the location request.

5.1.4.2.2 LCS Client Identity

This field contains further information on the LCS Client identity as defined in 3GPP TS 29.002 [60].

5.1.4.2.3 LCS Client Type

This field contains the type of the LCS Client as defined in 3GPP TS 29.002 [60].

5.1.4.2.4 LCS Priority

This parameter gives the priority of the location request as defined in 3GPP TS 49.031 [71].

5.1.4.2.5 Location Estimate

The Location Estimate field is providing an estimate of a geographic location of a target MS according to 3GPP TS 29.002 [60].

5.1.4.2.6 Location Type

This field contains the type of the location as defined in 3GPP TS 29.002 [60].

5.1.4.2.7 Positioning Data

This information element is providing positioning data associated with a successful or unsuccessful location attempt for a target MS according 3GPP TS 49.031 [71].

5.1.4.2.8 Provider Error

This parameter is used to indicate a protocol related type of error as defined in 3GPP TS 29.002 [60].

5.1.4.2.9 Requesting GMLC Identity

This field contains the IP address of the Requesting GMLC (R-GMLC) involved in the location request.

5.1.4.2.10 Result code

This field indicates the result of the request or individual positioning as defined in OMA Mobile Location Protocol [83].

5.1.4.2.11 Target IMSI

This field contains the International Mobile Subscriber Identity (IMSI) of the targeted party. The term "targeted" party is used to describe the mobile subscriber involved in the transaction recorded e.g. the subscriber whose location is requested in case of mobile terminated location request.

The structure of the IMSI is defined in TS 23.003 [68].

5.1.4.2.12 Target MSISDN

This field contains the mobile station ISDN number (MSISDN) of the targeted party. The term "targeted" party is used to describe the mobile subscriber involved in the transaction recorded e.g. the subscriber whose location is requested in case of mobile terminated location request.

In case of multi-numbering the MSISDN stored in a LCS CDR will be the primary MSISDN of the requesting party.

The structure of the MSISDN is defined in 3GPP TS 23.003 [68].

5.1.4.2.13 User Error

This parameter is sent by the responder when the location request has failed or cannot proceed and if present, takes one of the following values defined in 3GPP TS 29.002 [60]:

- System Failure;
- Data Missing;

- Unexpected Data Value;
- Facility Not Supported;
- Unidentified Subscriber;
- Illegal Subscriber;
- Illegal Equipment;
- Absent Subscriber (diagnostic information may also be provided);
- Unauthorised requesting network;
- Unauthorised LCS Client with detailed reason;
- Position method failure with detailed reason.

5.1.4.2.14 Visited GMLC Identity

This field contains the IP address of the Visited GMLC (V-GMLC) involved in the location request.

5.1.4.3 PoC CDR parameters

This clause contains the description of each field of the PoC CDRs specified in TS 32.272 [32].

5.1.4.4 MBMS CDR parameters

This clause contains the description of each field of the MBMS CDRs specified in TS 32.273 [33].

5.1.4.4.1 TMGI

The field contains the Temporary Mobile Group Identity allocated to a particular MBMS bearer service. TMGI use and structure is specified in 3GPP TS 23.003 [68].

5.1.4.4.2 Required MBMS Bearer Capabilities

The field contains the minimum bearer capabilities the UE needs to support.

5.1.4.4.3 MBMS Service Area

The field indicates the area over which the MBMS bearer service has to be distributed.

5.1.4.4.4 MBMS Service Type

The field is used to indicate the type of MBMS bearer service: multicast or broadcast.

5.1.4.4.5 MBMS 2G 3G Indicator

The MBMS 2G 3G Indicator is used to indicate the radio access type that can receive the MBMS bearer service.

5.1.4.4.6 MBMS Session Identity

This field together with TMGI identifies a transmission of a specific MBMS session.

5.2 CDR abstract syntax specification

5.2.1 Generic ASN.1 definitions

This subclause contains generic CDR syntax definitions, where the term "generic" implies that these constructs are applicable for more than one domain/service/subsystem. Examples of this are syntax definitions that are imported from non-charging 3GPP TSs, e.g. TS 29.002 [60].

```
3GPPGenericChargingDataTypes {itu-t identified-organization (4) etsi(0) mobileDomain (0)
gsmUmtsNetwork (x) charging (y) asn1Module (z) genericChargingDataTypes (0) version1 (1)} Editor"s
Note: what is the correct structure of the OID?
```

```
DEFINITIONS IMPLICIT TAGS ::=
```

```
BEGIN
```

```
EXPORTS everything
```

```
IMPORTS
```

```
CallReferenceNumber, NumberOfForwarding
```

```
FROM MAP-CH-DataTypes { itu-t identified-organization (4) etsi (0) mobileDomain (0) gsm-Network (1)
modules (3) map-CH-DataTypes (13) version6 (6) }
```

```
-- from TS 29.002 [60]
```

```
AddressString, BasicServiceCode, IMSI, IMEI, ISDN-AddressString, LCSCClientExternalID,
LCSCClientInternalID
```

```
FROM MAP-CommonDataTypes { itu-t identified-organization (4) etsi (0) mobileDomain (0) gsm-Network
(1) modules (3) map-CommonDataTypes (18) version6 (6) }
```

```
-- from TS 29.002 [60]
```

```
DestinationRoutingAddress
```

```
FROM CAP-DataTypes { itu-t identified-organization (4) etsi (0) mobileDomain (0)
gsm-Network (1) modules (3) cap-datatypes (52) version1 (0) }
```

```
DefaultCallHandling, DefaultSMS-Handling, NotificationToMSUser, ServiceKey
```

```
FROM MAP-MS-DataTypes { itu-t identified-organization (4) etsi (0) mobileDomain (0)
gsm-Network (1) modules (3) map-MS-DataTypes (11) version6 (6) }
```

```
-- from TS 29.002 [60]
```

```
MOLR-Type
```

```
FROM SS-DataTypes { itu-t identified-organization (4) etsi (0) mobileDomain (0) gsm-Access (2)
modules (3) ss-DataTypes (2) version7 (7) }
```

```
-- from TS 24.080 [61] (editor"s note: correct reference?)
```

```
BearerServiceCode
```

```
FROM MAP-BS-Code { itu-t identified-organization (4) etsi (0) mobileDomain (0) gsm-Network (1)
modules (3) map-BS-Code (20) version6 (6) }
```

```
-- from TS 29.002 [60]
```

```
Editor"s note: clarify if this should be moved to the CS module
```

```
TeleserviceCode
```

```
FROM MAP-TS-Code { itu-t identified-organization (4) etsi (0) mobileDomain (0) gsm-Network (1)
modules (3) map-TS-Code (19) version2 (2) }
```

```
-- from TS 29.002 [60]
```

```
Editor"s note: clarify if this should be moved to the CS module
```

```
SS-Code
```

```
FROM MAP-SS-Code { itu-t identified-organization (4) etsi (0) mobileDomain (0) gsm-Network (1)
modules (3) map-SS-Code (15) version6 (6) }
```

```
-- from TS 29.002 [60]
```

```
Editor"s note: clarify if this should be moved to the CS module
```

```
Ext-GeographicalInformation, LCSCClientType, LCS-Priority, LocationType
FROM MAP-LCS-DataTypes { itu-t identified-organization (4) etsi (0) mobileDomain (0) gsm-Network (1)
modules (3) map-LCS-DataTypes (25) version7 (7)}
```

```
-- from TS 29.002 [60]
```

```
PositionMethodFailure-Diagnostic, UnauthorizedLCSCClient-Diagnostic
FROM MAP-ER-DataTypes { itu-t identified-organization (4) etsi (0) mobileDomain (0) gsm-Network (1)
modules (3) map-ER-DataTypes (17) version7 (7)}
```

```
-- from TS 29.002 [60]
```

```
-- Editor's note: "UnauthorizedLCSCClient-Diagnostic" was missing in 32.205
```

```
BasicService
FROM Basic-Service-Elements { itu-t identified-organization (4) etsi (0)
196 basic-service-elements (8) }
```

```
--
-- from "Digital Subscriber Signalling System No. one (DSS1) protocol"
-- ETS 300 196 [62]
```

```
ObjectInstance
FROM CMIP-1 {joint-iso-itu-t ms (9) cmip (1) version1 (1) protocol (3)}
```

```
-- from ITU-T Rec. X.2ab[105] Editor's note: clarify if this definition is still needed. It
appears that it ends in Nirwana.
```

```
ManagementExtension
FROM Attribute-ASN1Module {joint-iso-itu-t ms (9) smi (3) part2 (2) asnlModule (2) 1}
```

```
-- from ITU-T Rec. X.721 [106] Editor's note: clarify if this definition is still needed.
```

```
AE-title
FROM ACSE-1 {joint-iso-itu-t association-control (2) abstract-syntax (1) apdus (0) version (1) };
```

```
--
-- From ITU-T Rec. X.2cd[107]. Note that the syntax of AE-title to be used is from
-- ITU-T Rec. X.227 / ISO 8650 corrigendum and not "ANY" Editor's note: clarify if this definition
is still needed. It appears that it ends in Nirwana.
```

```
--
-- Generic Data Types
--
```

```
BCDDirectoryNumber ::= OCTET STRING
-- This type contains the binary coded decimal representation of
-- a directory number e.g. calling/called/connected/translated number.
-- The encoding of the octet string is in accordance with the
-- the elements "Calling party BCD number", "Called party BCD number"
-- and "Connected number" defined in TS 24.008.
-- This encoding includes type of number and number plan information
-- together with a BCD encoded digit string.
-- It may also contain both a presentation and screening indicator
-- (octet 3a).
-- For the avoidance of doubt, this field does not include
-- octets 1 and 2, the element name and length, as this would be
-- redundant.
```

```
CallDuration ::= INTEGER
--
-- The call duration is counted in seconds.
-- For successful calls /sessions / PDP contexts, this is the chargeable duration.
-- For call attempts this is the call holding time.
--
```

```
Editor's note: the explanation above should be removed as proper definitions are required in the
individual CDR parameter descriptions in[10] -[31]
```

```
CalledNumber ::= BCDDirectoryNumber
```

```
CallEventRecordType ::= INTEGER
{
```

```
-- Record values 0..17 are CS specific.
-- The contents are defined in TS 32.250 [10]
```

```
moCallRecord (0),
```

```

mtCallRecord      (1),
roamingRecord     (2),
incGatewayRecord  (3),
outGatewayRecord  (4),
transitCallRecord (5),
moSMSRecord       (6),
mtSMSRecord       (7),
moSMSIWRecord     (8),
mtSMSGWRecord     (9),
ssActionRecord    (10),
hlrIntRecord      (11),
locUpdateHLRRecord (12),
locUpdateVLRRecord (13),
commonEquipRecord (14),
moTraceRecord     (15), --- used in earlier releases
mtTraceRecord     (16), --- used in earlier releases
termCAMELRecord   (17),

--
-- Record values 18..22 are GPRS specific.
-- The contents are defined in TS 32.251 [11]
--
sgsnPDPRecord     (18),
ggsnPDPRecord     (19),
sgsnMMRecord      (20),
sgsnSMORecord     (21),
sgsnSMTRRecord    (22),

--
-- Record values 23..25 are CS-LCS specific.
-- The contents are defined in TS 32.250 [10]
--
mtLCSRecord       (23),
moLCSRecord       (24),
niLCSRecord       (25),

--
-- Record values 26..28 are GPRS-LCS specific.
-- The contents are defined in TS 32.251 [11]
--
sgsnMtLCSRecord   (26),
sgsnMoLCSRecord   (27),
sgsnNiLCSRecord   (28),

--
-- Record values 29..62 are MMS specific.
-- The contents are defined in TS 32.270 [30]
--
mmO1SRecord       (29),
mmO4FRqRecord     (30),
mmO4FRsRecord     (31),
mmO4DRecord       (32),
mmO1DRecord       (33),
mmO4RRRecord      (34),
mmO1RRRecord      (35),
mmOMDRecord       (36),
mmR4FRRecord      (37),
mmR1NRqRecord     (38),
mmR1NRsRecord     (39),
mmR1RtRecord      (40),
mmR1AFRecord      (42),
mmR4DRqRecord     (43),
mmR4DRsRecord     (44),
mmR1RRRRecord     (45),
mmR4RRqRecord     (46),
mmR4RRsRecord     (47),
mmRMDRecord       (48),
mmFRecord         (49),
mmBx1SRecord      (50),
mmBx1VRecord      (51),
mmBx1URecord      (52),
mmBx1DRecord      (53),
mM7SRecord        (54),
mM7DRqRecord      (55),
mM7DRsRecord      (56),
mM7CRecord        (57),
mM7RRecord        (58),
mM7DRRqRecord     (59),
mM7DRRsRecord     (60),
mM7RRqRecord      (61),
mM7RRsRecord      (62),

--

```

```

-- Record values 63..69 are IMS specific.
-- The contents are defined in TS 32.260 [20]
--
s-CSCFRecord      (63),
p-CSCFRecord      (64),
i-CSCFRecord      (65),
mRFCRecord        (66),
mGCFRecord        (67),
bGCFRecord        (68),
aSRecord          (69),
--
-- Record values 70 is for Flow based Charging
-- The contents are defined in TS 32.251 [11]
--
egsnPDPreCORD    (70),
--
-- Record values 71..75 are LCS specific.
-- The contents are defined in TS 32.271 [31]
--
lCSGMORecord     (71),
lCSRGMTRecord    (72),
lCSHGMRecord     (73),
lCSVGMTRecord    (74),
lCSGNIRecord     (75)
--
-- Record values 76..79 are MBMS specific.
-- The contents are defined in TS 32.251 [11]
-- Record values 76 and 77 are MBMS bearer context specific
--
sgsnMBMSRecord   (76),
ggsnMBMSRecord   (77),
-- And TS 32.273 [33]
-- Record values 78 and 79 are MBMS service specific
-- and defined in TS 32.273 [33]
subBMSCRecord    (78),
contentBMSCRecord (79)
}

CallingNumber ::= BCDDirectoryNumber

CallReference ::= INTEGER

CellId ::= OCTET STRING (SIZE(2))
--
-- Coded according to TS 24.008
--

ChargeIndicator ::= INTEGER
{
  noCharge      (0),
  charge        (1)
}

Diagnostics ::= CHOICE
{
  gsm0408Cause [0] INTEGER,
  -- See TS 24.008
  gsm0902MapErrorValue [1] INTEGER,
  -- Note: The value to be stored here corresponds to
  -- the local values defined in the MAP-Errors and
  -- MAP-DialogueInformation modules, for full details
  -- see TS 29.002.
  itu-tQ767Cause [2] INTEGER,
  -- See ITU-T Q.767
  networkSpecificCause [3] ManagementExtension,
  -- To be defined by network operator
  manufacturerSpecificCause [4] ManagementExtension,
  -- To be defined by manufacturer
  positionMethodFailureCause [5] PositionMethodFailure-Diagnostic,
  -- see TS 29.002
  unauthorizedLCSClientCause [6] UnauthorizedLCSClient-Diagnostic
  -- see TS 29.002
}

IPAddress ::= CHOICE
{
  ipBinaryAddress IPBinaryAddress,
  ipTextRepresentedAddress IPTextRepresentedAddress
}

```

```

}

IPBinaryAddress ::= CHOICE
{
  iPBinV4Address      [0] OCTET STRING (SIZE(4)),
  iPBinV6Address      [1] OCTET STRING (SIZE(16))
}

IPTextRepresentedAddress ::= CHOICE
{
  --
  -- IP address in the familiar "dot" notation
  --
  iPTextV4Address      [2] IA5String (SIZE(7..15)),
  iPTextV6Address      [3] IA5String (SIZE(15..45))
}

LCSCause              ::= OCTET STRING (SIZE(1))
  --
  -- See LCS Cause Value, 3GPP TS 49.031
  --

LCSClientIdentity     ::= SEQUENCE
{
  lcsClientExternalID [0] LCSClientExternalID OPTIONAL,
  lcsClientDialedByMS [1] AddressString OPTIONAL,
  lcsClientInternalID [2] LCSClientInternalID OPTIONAL
}

LCSQoSInfo            ::= OCTET STRING (SIZE(4))
  --
  -- See LCS QoS IE, 3GPP TS 49.031
  --

LevelOfCAMELService   ::= BIT STRING
{
  basic                (0),
  callDurationSupervision (1),
  onlineCharging       (2)
}

LocalSequenceNumber   ::= INTEGER (0..4294967295)
  --
  -- Sequence number of the record in this node
  -- 0.. 4294967295 is equivalent to 0..2**32-1, unsigned integer in four octets

LocationAreaAndCell   ::= SEQUENCE
{
  locationAreaCode     [0] LocationAreaCode,
  cellId               [1] CellId
}

LocationAreaCode      ::= OCTET STRING (SIZE(2))
  --
  -- See TS 24.008
  --

ManagementExtensions  ::= SET OF ManagementExtension

MessageReference       ::= OCTET STRING

MscNo                 ::= ISDN-AddressString
  --
  -- See TS 23.003
  --

MSISDN                ::= ISDN-AddressString
  --
  -- See TS 23.003
  --

MSTimeZone            ::= OCTET STRING (SIZE (2))
  --
  -- 1.Octet: Time Zone and 2. Octet: Daylight saving time, see TS 29.060 [75]
  --

PositioningData        ::= OCTET STRING (SIZE(1..33))
  --
  -- See Positioning Data IE (octet 3..n), 3GPP TS 49.031

```

```
--
RecordingEntity ::= AddressString

SMSResult ::= Diagnostics

SmsTpDestinationNumber ::= OCTET STRING
--
-- This type contains the binary coded decimal representation of
-- the SMS address field the encoding of the octet string is in
-- accordance with the definition of address fields in TS 23.040.
-- This encoding includes type of number and numbering plan indication
-- together with the address value range.
--
SystemType ::= ENUMERATED
{
--
-- "unknown" is not to be used in PS domain.
--
unknown (0),
iuUTRAN (1),
gGERAN (2)
}

TimeStamp ::= OCTET STRING (SIZE(9))
--
-- The contents of this field are a compact form of the UTCTime format
-- containing local time plus an offset to universal time. Binary coded
-- decimal encoding is employed for the digits to reduce the storage and
-- transmission overhead
-- e.g. YYMMDDhhmmssShhmm
-- where
-- YY = Year 00 to 99 BCD encoded
-- MM = Month 01 to 12 BCD encoded
-- DD = Day 01 to 31 BCD encoded
-- hh = hour 00 to 23 BCD encoded
-- mm = minute 00 to 59 BCD encoded
-- ss = second 00 to 59 BCD encoded
-- S = Sign 0 = "+", "-" ASCII encoded
-- hh = hour 00 to 23 BCD encoded
-- mm = minute 00 to 59 BCD encoded
--
END
```

5.2.2 Bearer level CDR definitions

This subclause contains the syntax definitions of the CDRs on the bearer level. This comprises the CDR types from the Circuit Switched (CS) domain (TS 32.250 [10]), the Packet Switched (PS) domain, i.e. GPRS (TS 32.251 [11]), and WLAN (TS 32.252 [12]).

5.2.2.1 CS domain CDRs

This subclause contains the abstract syntax definitions that are specific to the CDR types defined in TS 32.250 [10].

```
CSChargingDataTypes {itu-t identified-organization (4) etsi(0) mobileDomain (0) gsmUmtsNetwork (x)
charging (y) asn1Module (z) csChargingDataTypes (1) version1 (1)} Editor's Note: what is the
correct structure of the OID?
```

```
DEFINITIONS IMPLICIT TAGS ::=
```

```
BEGIN
```

```
EXPORTS everything
```

```
IMPORTS
```

```
everything from GenericDataTypes module -- need to be more specific? E.g. if non-generic items are
moved to the generic module, cf. comments at the end of GPRS import section (5.2.2). Need to
provide correct syntax anyway.
```

```
;
```

```
--
```

```
-- CS CALL AND EVENT RECORDS
```

```
--
```

```
-----
CSCallEventRecord ::= CHOICE
```

```
--
```

```
-- Record values 0..19 are circuit switch specific
```

```
--
```

```
{
```

moCallRecord	[0] MOCallRecord,
mtCallRecord	[1] MTCallRecord,
roamingRecord	[2] RoamingRecord,
incGatewayRecord	[3] IncGatewayRecord,
outGatewayRecord	[4] OutGatewayRecord,
transitRecord	[5] TransitCallRecord,
moSMSRecord	[6] MOSMSRecord,
mtSMSRecord	[7] MTSMSRecord,
moSMSIWRecord	[8] MOSMSIWRecord,
mtSMSGWRecord	[9] MTSMSGWRecord,
ssActionRecord	[10] SSActionRecord,
hlrIntRecord	[11] HLRIntRecord,
locUpdateHLRRecord	[12] LocUpdateHLRRecord,
locUpdateVLRRecord	[13] LocUpdateVLRRecord,
commonEquipRecord	[14] CommonEquipRecord,
recTypeExtensions	[15] ManagementExtensions,
termCAMELRecord	[16] TermCAMELRecord,
mtLCSRecord	[17] MTLCSRecord,
moLCSRecord	[18] MOLCSRecord,
niLCSRecord	[19] NILCSRecord

```
}
```

```
MOCallRecord ::= SET
```

```
{
```

recordType	[0] CallEventRecordType,
servedIMSI	[1] IMSI OPTIONAL,
servedIMEI	[2] IMEI OPTIONAL,
servedMSISDN	[3] MSISDN OPTIONAL,
callingNumber	[4] CallingNumber OPTIONAL,
calledNumber	[5] CalledNumber OPTIONAL,
translatedNumber	[6] TranslatedNumber OPTIONAL,
connectedNumber	[7] ConnectedNumber OPTIONAL,
roamingNumber	[8] RoamingNumber OPTIONAL,
recordingEntity	[9] RecordingEntity,
mscIncomingTKGP	[10] TrunkGroup OPTIONAL,
mscOutgoingTKGP	[11] TrunkGroup OPTIONAL,
location	[12] LocationAreaAndCell OPTIONAL,


```

changeOfLocation          [13] SEQUENCE OF LocationChange OPTIONAL,
basicService              [14] BasicServiceCode OPTIONAL,
transparencyIndicator     [15] TransparencyInd OPTIONAL,
changeOfService           [16] SEQUENCE OF ChangeOfService OPTIONAL,
supplServicesUsed        [17] SEQUENCE OF SuppServiceUsed OPTIONAL,
aocParameters            [18] AOCParameters OPTIONAL,
changeOfAOCParams        [19] SEQUENCE OF AOCParamChange OPTIONAL,
msClassmark              [20] Classmark OPTIONAL,
changeOfClassmark        [21] ChangeOfClassmark OPTIONAL,
seizureTime              [22] TimeStamp OPTIONAL,
answerTime               [23] TimeStamp OPTIONAL,
releaseTime              [24] TimeStamp OPTIONAL,
callDuration             [25] CallDuration,
dataVolume               [26] DataVolume OPTIONAL,
radioChanRequested       [27] RadioChanRequested OPTIONAL,
radioChanUsed            [28] TrafficChannel OPTIONAL,
changeOfRadioChan        [29] ChangeOfRadioChannel OPTIONAL,
causeForTerm            [30] CauseForTerm,
diagnostics              [31] Diagnostics OPTIONAL,
callReference            [32] CallReference,
sequenceNumber           [33] INTEGER OPTIONAL,
additionalChgInfo        [34] AdditionalChgInfo OPTIONAL,
recordExtensions         [35] ManagementExtensions OPTIONAL,
gsm-SCFAddress           [36] Gsm-SCFAddress OPTIONAL,
serviceKey               [37] ServiceKey OPTIONAL,
networkCallReference     [38] NetworkCallReference OPTIONAL,
mSCAddress               [39] MSCAddress,
cAMELInitCFIndicator     [40] CAMELInitCFIndicator OPTIONAL,
defaultCallHandling      [41] DefaultCallHandling OPTIONAL,
hSCSDChanRequested       [42] NumOfHSCSDChanRequested OPTIONAL,
hSCSDChanAllocated       [43] NumOfHSCSDChanAllocated OPTIONAL,
changeOfHSCSDParams      [44] SEQUENCE OF HSCSDParamsChange OPTIONAL,
fnur                     [45] Fnur OPTIONAL,
aiurRequested            [46] AiurRequested OPTIONAL,
chanCodingsAcceptable    [47] SEQUENCE OF ChannelCoding OPTIONAL,
chanCodingUsed           [48] ChannelCoding OPTIONAL,
speechVersionSupported    [49] SpeechVersionIdentifier OPTIONAL,
speechVersionUsed        [50] SpeechVersionIdentifier OPTIONAL,
numberOfDPEncountered    [51] INTEGER OPTIONAL,
levelOfCAMELService      [52] LevelOfCAMELService OPTIONAL,
freeFormatData           [53] FreeFormatData OPTIONAL,
cAMELCallLegInformation [54] SEQUENCE OF CAMELInformation OPTIONAL,
freeFormatDataAppend     [55] BOOLEAN OPTIONAL,
defaultCallHandling-2    [56] DefaultCallHandling OPTIONAL,
gsm-SCFAddress-2         [57] Gsm-SCFAddress OPTIONAL,
serviceKey-2             [58] ServiceKey OPTIONAL,
freeFormatData-2         [59] FreeFormatData OPTIONAL,
freeFormatDataAppend-2   [60] BOOLEAN OPTIONAL,
systemType               [61] SystemType OPTIONAL,
rateIndication           [62] RateIndication OPTIONAL,
locationRoutNum          [63] LocationRoutingNumber OPTIONAL,
lrnSoInd                 [64] LocationRoutingNumberSourceIndicator OPTIONAL,
lrnQueryStatus           [65] LocationRoutingNumberQueryStatus OPTIONAL,
jIPPara                  [66] JurisdictionInformationParameter OPTIONAL,
jIPSoInd                 [67] JurisdictionInformationParameterSourceIndicator OPTIONAL,
jIPQueryStatus           [68] JurisdictionInformationParameterQueryStatus OPTIONAL,
partialRecordType        [69] PartialRecordType OPTIONAL,
guaranteedBitRate        [70] GuaranteedBitRate OPTIONAL,
maximumBitRate           [71] MaximumBitRate OPTIONAL,
redial                   [72] BOOLEAN OPTIONAL, -- set indicates redial attempt
reasonForServiceChange   [73] ReasonForServiceChange
}

```

```

MTCallRecord ::= SET

```

```

{
  recordType          [0] CallEventRecordType,
  servedIMSI          [1] IMSI,
  servedIMEI          [2] IMEI OPTIONAL,
  servedMSISDN        [3] CalledNumber OPTIONAL,
  callingNumber        [4] CallingNumber OPTIONAL,
  connectedNumber      [5] ConnectedNumber OPTIONAL,
  recordingEntity      [6] RecordingEntity,
  mscIncomingTKGP     [7] TrunkGroup OPTIONAL,
  mscOutgoingTKGP     [8] TrunkGroup OPTIONAL,
  location            [9] LocationAreaAndCell OPTIONAL,
  changeOfLocation    [10] SEQUENCE OF LocationChange OPTIONAL,
  basicService         [11] BasicServiceCode OPTIONAL,
  transparencyIndicator [12] TransparencyInd OPTIONAL,

```

```

changeOfService           [13] SEQUENCE OF ChangeOfService OPTIONAL,
supplServicesUsed        [14] SEQUENCE OF SuppServiceUsed OPTIONAL,
aocParameters            [15] AOCParameters OPTIONAL,
changeOfAOCParms        [16] SEQUENCE OF AOCParamChange OPTIONAL,
msClassmark              [17] Classmark OPTIONAL,
changeOfClassmark        [18] ChangeOfClassmark OPTIONAL,
seizureTime              [19] TimeStamp OPTIONAL,
answerTime               [20] TimeStamp OPTIONAL,
releaseTime              [21] TimeStamp OPTIONAL,
callDuration             [22] CallDuration,
dataVolume               [23] DataVolume OPTIONAL,
radioChanRequested       [24] RadioChanRequested OPTIONAL,
radioChanUsed            [25] TrafficChannel OPTIONAL,
changeOfRadioChan        [26] ChangeOfRadioChannel OPTIONAL,
causeForTerm             [27] CauseForTerm,
diagnostics              [28] Diagnostics OPTIONAL,
callReference            [29] CallReference,
sequenceNumber           [30] INTEGER OPTIONAL,
additionalChgInfo        [31] AdditionalChgInfo OPTIONAL,
recordExtensions         [32] ManagementExtensions OPTIONAL,
networkCallReference     [33] NetworkCallReference OPTIONAL,
mSCAddress               [34] MSCAddress OPTIONAL,
hSCSDChanRequested       [35] NumOfHSCSDChanRequested OPTIONAL,
hSCSDChanAllocated      [36] NumOfHSCSDChanAllocated OPTIONAL,
changeOfHSCSDParms      [37] SEQUENCE OF HSCSDParmsChange OPTIONAL,
fnur                     [38] Fnur OPTIONAL,
aiurRequested            [39] AiurRequested OPTIONAL,
chanCodingsAcceptable   [40] SEQUENCE OF ChannelCoding OPTIONAL,
chanCodingUsed           [41] ChannelCoding OPTIONAL,
speechVersionSupported   [42] SpeechVersionIdentifier OPTIONAL,
speechVersionUsed        [43] SpeechVersionIdentifier OPTIONAL,
gsm-SCFAddress           [44] Gsm-SCFAddress OPTIONAL,
serviceKey               [45] ServiceKey OPTIONAL,
systemType               [46] SystemType OPTIONAL,
rateIndication           [47] RateIndication OPTIONAL,
locationRoutNum          [48] LocationRoutingNumber OPTIONAL,
lrnSoInd                 [49] LocationRoutingNumberSourceIndicator OPTIONAL,
lrnQueryStatus           [50] LocationRoutingNumberQueryStatus OPTIONAL,
jIPPara                  [51] JurisdictionInformationParameter OPTIONAL,
jIPSoInd                 [52] JurisdictionInformationParameterSourceIndicator OPTIONAL,
jIPQueryStatus           [53] JurisdictionInformationParameterQueryStatus OPTIONAL,
partialRecordType        [54] PartialRecordType OPTIONAL,
guaranteedBitRate        [55] GuaranteedBitRate OPTIONAL,
maximumBitRate           [56] MaximumBitRate OPTIONAL,
reasonForServiceChange   [57] ReasonForServiceChange
}

```

```

RoamingRecord ::= SET
{
  recordType           [0] CallEventRecordType,
  servedIMSI           [1] IMSI,
  servedMSISDN         [2] MSISDN OPTIONAL,
  callingNumber         [3] CallingNumber OPTIONAL,
  roamingNumber         [4] RoamingNumber OPTIONAL,
  recordingEntity       [5] RecordingEntity,
  mscIncomingTKGP      [6] TrunkGroup OPTIONAL,
  mscOutgoingTKGP      [7] TrunkGroup OPTIONAL,
  basicService          [8] BasicServiceCode OPTIONAL,
  transparencyIndicator [9] TransparencyInd OPTIONAL,
  changeOfService       [10] SEQUENCE OF ChangeOfService OPTIONAL,
  supplServicesUsed     [11] SEQUENCE OF SuppServiceUsed OPTIONAL,
  seizureTime           [12] TimeStamp OPTIONAL,
  answerTime            [13] TimeStamp OPTIONAL,
  releaseTime           [14] TimeStamp OPTIONAL,
  callDuration          [15] CallDuration,
  dataVolume            [16] DataVolume OPTIONAL,
  causeForTerm          [17] CauseForTerm,
  diagnostics           [18] Diagnostics OPTIONAL,
  callReference         [19] CallReference,
  sequenceNumber        [20] INTEGER OPTIONAL,
  recordExtensions      [21] ManagementExtensions OPTIONAL,
  networkCallReference  [22] NetworkCallReference OPTIONAL,
  mSCAddress            [23] MSCAddress OPTIONAL,
  locationRoutNum       [24] LocationRoutingNumber OPTIONAL,
  lrnSoInd              [25] LocationRoutingNumberSourceIndicator OPTIONAL,
  lrnQueryStatus        [26] LocationRoutingNumberQueryStatus OPTIONAL,
  jIPPara                [27] JurisdictionInformationParameter OPTIONAL,
  jIPSoInd              [28] JurisdictionInformationParameterSourceIndicator OPTIONAL,
}

```

```

    jIPQueryStatus      [29] JurisdictionInformationParameterQueryStatus OPTIONAL,
    partialRecordType    [30] PartialRecordType OPTIONAL
}

TermCAMELRecord ::= SET
{
    recordtype           [0] CallEventRecordType,
    servedIMSI          [1] IMSI,
    servedMSISDN        [2] MSISDN OPTIONAL,
    recordingEntity      [3] RecordingEntity,
    interrogationTime    [4] TimeStamp,
    destinationRoutingAddress [5] DestinationRoutingAddress,
    gsm-SCFAddress       [6] Gsm-SCFAddress,
    serviceKey           [7] ServiceKey,
    networkCallReference [8] NetworkCallReference OPTIONAL,
    mSCAddress           [9] MSCAddress OPTIONAL,
    defaultCallHandling [10] DefaultCallHandling OPTIONAL,
    recordExtensions     [11] ManagementExtensions OPTIONAL,
    calledNumber         [12] CalledNumber,
    callingNumber        [13] CallingNumber OPTIONAL,
    mscIncomingTKGP     [14] TrunkGroup OPTIONAL,
    mscOutgoingTKGP     [15] TrunkGroup OPTIONAL,
    seizureTime          [16] TimeStamp OPTIONAL,
    answerTime           [17] TimeStamp OPTIONAL,
    releaseTime          [18] TimeStamp OPTIONAL,
    callDuration         [19] CallDuration,
    dataVolume           [20] DataVolume OPTIONAL,
    causeForTerm         [21] CauseForTerm,
    diagnostics          [22] Diagnostics OPTIONAL,
    callReference        [23] CallReference,
    sequenceNumber       [24] INTEGER OPTIONAL,
    numberOfDPEncountered [25] INTEGER OPTIONAL,
    levelOfCAMELService [26] LevelOfCAMELService OPTIONAL,
    freeFormatData       [27] FreeFormatData OPTIONAL,
    cAMELCallLegInformation [28] SEQUENCE OF CAMELInformation OPTIONAL,
    freeFormatDataAppend [29] BOOLEAN OPTIONAL,
    mscServerIndication [30] BOOLEAN OPTIONAL,
    defaultCallHandling-2 [31] DefaultCallHandling OPTIONAL,
    gsm-SCFAddress-2     [32] Gsm-SCFAddress OPTIONAL,
    serviceKey-2         [33] ServiceKey OPTIONAL,
    freeFormatData-2     [34] FreeFormatData OPTIONAL,
    freeFormatDataAppend-2 [35] BOOLEAN OPTIONAL,
    locationRoutNum      [36] LocationRoutingNumber OPTIONAL,
    lrnSoInd             [37] LocationRoutingNumberSourceIndicator OPTIONAL,
    lrnQueryStatus       [38] LocationRoutingNumberQueryStatus OPTIONAL,
    jIPPara              [39] JurisdictionInformationParameter OPTIONAL,
    jIPSoInd             [40] JurisdictionInformationParameterSourceIndicator OPTIONAL,
    jIPQueryStatus       [41] JurisdictionInformationParameterQueryStatus OPTIONAL,
    partialRecordType     [42] PartialRecordType OPTIONAL,
    reasonForServiceChange [43] ReasonForServiceChange
}

IncGatewayRecord ::= SET
{
    recordType           [0] CallEventRecordType,
    callingNumber        [1] CallingNumber OPTIONAL,
    calledNumber         [2] CalledNumber,
    recordingEntity      [3] RecordingEntity,
    mscIncomingTKGP     [4] TrunkGroup OPTIONAL,
    mscOutgoingTKGP     [5] TrunkGroup OPTIONAL,
    seizureTime          [6] TimeStamp OPTIONAL,
    answerTime           [7] TimeStamp OPTIONAL,
    releaseTime          [8] TimeStamp OPTIONAL,
    callDuration         [9] CallDuration,
    dataVolume           [10] DataVolume OPTIONAL,
    causeForTerm         [11] CauseForTerm,
    diagnostics          [12] Diagnostics OPTIONAL,
    callReference        [13] CallReference,
    sequenceNumber       [14] INTEGER OPTIONAL,
    recordExtensions     [15] ManagementExtensions OPTIONAL,
    locationRoutNum      [16] LocationRoutingNumber OPTIONAL,
    lrnSoInd             [17] LocationRoutingNumberSourceIndicator OPTIONAL,
    lrnQueryStatus       [18] LocationRoutingNumberQueryStatus OPTIONAL,
    jIPPara              [19] JurisdictionInformationParameter OPTIONAL,
    jIPSoInd             [20] JurisdictionInformationParameterSourceIndicator OPTIONAL,
    jIPQueryStatus       [21] JurisdictionInformationParameterQueryStatus OPTIONAL
}

```

```

OutGatewayRecord ::= SET
{
  recordType           [0] CallEventRecordType,
  callingNumber        [1] CallingNumber OPTIONAL,
  calledNumber         [2] CalledNumber,
  recordingEntity      [3] RecordingEntity,
  mscIncomingTKGP     [4] TrunkGroup OPTIONAL,
  mscOutgoingTKGP     [5] TrunkGroup OPTIONAL,
  seizureTime         [6] TimeStamp OPTIONAL,
  answerTime          [7] TimeStamp OPTIONAL,
  releaseTime         [8] TimeStamp OPTIONAL,
  callDuration        [9] CallDuration,
  dataVolume          [10] DataVolume OPTIONAL,
  causeForTerm        [11] CauseForTerm,
  diagnostics         [12] Diagnostics OPTIONAL,
  callReference       [13] CallReference,
  sequenceNumber      [14] INTEGER OPTIONAL,
  recordExtensions    [15] ManagementExtensions OPTIONAL,
  locationRoutNum     [16] LocationRoutingNumber OPTIONAL,
  lrnSoInd            [17] LocationRoutingNumberSourceIndicator OPTIONAL,
  lrnQueryStatus      [18] LocationRoutingNumberQueryStatus OPTIONAL,
  jIPPara             [19] JurisdictionInformationParameter OPTIONAL,
  jIPSoInd            [20] JurisdictionInformationParameterSourceIndicator OPTIONAL,
  jIPQueryStatus      [21] JurisdictionInformationParameterQueryStatus OPTIONAL }

TransitCallRecord ::= SET
{
  recordType           [0] CallEventRecordType,
  recordingEntity      [1] RecordingEntity,
  mscIncomingTKGP     [2] TrunkGroup OPTIONAL,
  mscOutgoingTKGP     [3] TrunkGroup OPTIONAL,
  callingNumber        [4] CallingNumber OPTIONAL,
  calledNumber         [5] CalledNumber,
  isdnBasicService    [6] BasicService OPTIONAL,
  seizureTimestamp     [7] TimeStamp OPTIONAL,
  answerTimestamp     [8] TimeStamp OPTIONAL,
  releaseTimestamp    [9] TimeStamp OPTIONAL,
  callDuration        [10] CallDuration,
  dataVolume          [11] DataVolume OPTIONAL,
  causeForTerm        [12] CauseForTerm,
  diagnostics         [13] Diagnostics OPTIONAL,
  callReference       [14] CallReference,
  sequenceNumber      [15] INTEGER OPTIONAL,
  recordExtensions    [16] ManagementExtensions OPTIONAL,
  locationRoutNum     [17] LocationRoutingNumber OPTIONAL,
  lrnSoInd            [18] LocationRoutingNumberSourceIndicator OPTIONAL,
  lrnQueryStatus      [19] LocationRoutingNumberQueryStatus OPTIONAL,
  jIPPara             [20] JurisdictionInformationParameter OPTIONAL,
  jIPSoInd            [21] JurisdictionInformationParameterSourceIndicator OPTIONAL,
  jIPQueryStatus      [22] JurisdictionInformationParameterQueryStatus OPTIONAL
}

MOSMSRecord ::= SET
{
  recordType           [0] CallEventRecordType,
  servedIMSI          [1] IMSI,
  servedIMEI          [2] IMEI OPTIONAL,
  servedMSISDN        [3] MSISDN OPTIONAL,
  msClassmark         [4] Classmark,
  serviceCentre       [5] AddressString,
  recordingEntity      [6] RecordingEntity,
  location            [7] LocationAreaAndCell OPTIONAL,
  messageReference    [8] MessageReference,
  originationTime     [9] TimeStamp,
  smsResult           [10] SMSResult OPTIONAL,
  recordExtensions    [11] ManagementExtensions OPTIONAL,
  destinationNumber   [12] SmsTpDestinationNumber OPTIONAL,
  cAMELSMSInformation [13] CAMELSMSInformation OPTIONAL,
  systemType          [14] SystemType OPTIONAL
}

MTSMSRecord ::= SET
{
  recordType           [0] CallEventRecordType,
  serviceCentre       [1] AddressString,
  servedIMSI          [2] IMSI,
  servedIMEI          [3] IMEI OPTIONAL,
  servedMSISDN        [4] MSISDN OPTIONAL,

```

```

msClassmark           [5] Classmark,
recordingEntity       [6] RecordingEntity,
location              [7] LocationAreaAndCell OPTIONAL,
deliveryTime         [8] TimeStamp,
smsResult             [9] SMSResult OPTIONAL,
recordExtensions     [10] ManagementExtensions OPTIONAL,
systemType           [11] SystemType OPTIONAL,
cAMELSMSInformation [12] CAMELSMSInformation OPTIONAL
}

```

```

MOSMSIWRecord ::= SET
{
  recordType           [0] CallEventRecordType,
  serviceCentre       [1] AddressString,
  servedIMSI          [2] IMSI,
  recordingEntity     [3] RecordingEntity,
  eventTime           [4] TimeStamp,
  smsResult           [5] SMSResult OPTIONAL,
  recordExtensions    [6] ManagementExtensions OPTIONAL
}

```

```

MTSMSGWRecord ::= SET
{
  recordType           [0] CallEventRecordType,
  serviceCentre       [1] AddressString,
  servedIMSI          [2] IMSI,
  servedMSISDN       [3] MSISDN OPTIONAL,
  recordingEntity     [4] RecordingEntity,
  eventTime           [5] TimeStamp,
  smsResult           [6] SMSResult OPTIONAL,
  recordExtensions    [7] ManagementExtensions OPTIONAL
}

```

```

SSActionRecord ::= SET
{
  recordType           [0] CallEventRecordType,
  servedIMSI          [1] IMSI,
  servedIMEI          [2] IMEI OPTIONAL,
  servedMSISDN       [3] MSISDN OPTIONAL,
  msClassmark        [4] Classmark,
  recordingEntity     [5] RecordingEntity,
  location            [6] LocationAreaAndCell OPTIONAL,
  basicServices       [7] BasicServices OPTIONAL,
  supplService        [8] SS-Code OPTIONAL,
  ssAction            [9] SSActionType OPTIONAL,
  ssActionTime        [10] TimeStamp,
  ssParameters        [11] SSParameters OPTIONAL,
  ssActionResult      [12] SSActionResult OPTIONAL,
  callReference       [13] CallReference,
  recordExtensions    [14] ManagementExtensions OPTIONAL,
  systemType          [15] SystemType OPTIONAL
}

```

```

HLRIntRecord ::= SET
{
  recordType           [0] CallEventRecordType,
  servedIMSI          [1] IMSI,
  servedMSISDN       [2] MSISDN,
  recordingEntity     [3] RecordingEntity,
  basicService        [4] BasicServiceCode OPTIONAL,
  routingNumber       [5] RoutingNumber,
  interrogationTime    [6] TimeStamp,
  numberOfForwarding  [7] NumberOfForwarding OPTIONAL,
  interrogationResult [8] HLRIntResult OPTIONAL,
  recordExtensions    [9] ManagementExtensions OPTIONAL
}

```

Editor's note: clarify if the above is really still a CS specific record

```

LocUpdateHLRRecord ::= SET
{
  recordType           [0] CallEventRecordType,
  servedIMSI          [1] IMSI,
  recordingEntity     [2] RecordingEntity,
  oldLocation         [3] Visited-Location-info OPTIONAL,
  newLocation         [4] Visited-Location-info,
  updateTime          [5] TimeStamp,
  updateResult        [6] LocUpdResult OPTIONAL,
}

```

```

    recordExtensions      [7] ManagementExtensions OPTIONAL
  }

```

Editor's note: clarify if the above is really still a CS specific record

```

LocUpdateVLRRecord      ::= SET
{
    recordType            [0] CallEventRecordType,
    servedIMSI           [1] IMSI,
    servedMSISDN         [2] MSISDN OPTIONAL,
    recordingEntity       [3] RecordingEntity,
    oldLocation           [4] Location-info OPTIONAL,
    newLocation           [5] Location-info,
    msClassmark           [6] Classmark,
    updateTime            [7] TimeStamp,
    updateResult          [8] LocUpdResult OPTIONAL,
    recordExtensions      [9] ManagementExtensions OPTIONAL
}

```

Editor's note: clarify if the above is really still a CS specific record

```

CommonEquipRecord      ::= SET
{
    recordType            [0] CallEventRecordType,
    equipmentType         [1] EquipmentType,
    equipmentId           [2] EquipmentId,
    servedIMSI           [3] IMSI,
    servedMSISDN         [4] MSISDN OPTIONAL,
    recordingEntity       [5] RecordingEntity,
    basicService          [6] BasicServiceCode OPTIONAL,
    changeOfService       [7] SEQUENCE OF ChangeOfService OPTIONAL,
    supplServicesUsed     [8] SEQUENCE OF SupplServiceUsed OPTIONAL,
    seizureTime           [9] TimeStamp,
    releaseTime           [10] TimeStamp OPTIONAL,
    callDuration          [11] CallDuration,
    callReference         [12] CallReference,
    sequenceNumber        [13] INTEGER OPTIONAL,
    recordExtensions      [14] ManagementExtensions OPTIONAL,
    systemType            [15] SystemType OPTIONAL,
    rateIndication        [16] RateIndication OPTIONAL,
    fnur                  [17] Fnur OPTIONAL
}

```

Editor's note: clarify if the above is really still a CS specific record

```

-----
--
-- OBSERVED IMEI TICKETS
--
-----

```

```

ObservedIMEITicket     ::= SET
{
    servedIMEI           [0] IMEI,
    imeiStatus           [1] IMEIStatus,
    servedIMSI           [2] IMSI,
    servedMSISDN         [3] MSISDN OPTIONAL,
    recordingEntity       [4] RecordingEntity,
    eventTime            [5] TimeStamp,
    location              [6] LocationAreaAndCell ,
    imeiCheckEvent       [7] IMEICheckEvent OPTIONAL,
    callReference         [8] CallReference OPTIONAL,
    recordExtensions      [9] ManagementExtensions OPTIONAL
}

```

Editor's note: clarify if the above is really still a CS specific record

```

-----
--
-- CS LOCATION SERICE TICKETS
--
-----

```

```

MTLCSRecord            ::= SET
{
    recordType            [0] CallEventRecordType,
    recordingEntity       [1] RecordingEntity,

```

```

    lcsClientType           [2] LCSCClientType,
    lcsClientIdentity       [3] LCSCClientIdentity,
    servedIMSI              [4] IMSI,
    servedMSISDN            [5] MSISDN OPTIONAL,
    locationType            [6] LocationType,
    lcsQos                  [7] LCSQoSInfo OPTIONAL,
    lcsPriority              [8] LCS-Priority OPTIONAL,
    mlc-Number              [9] ISDN-AddressString,
    eventTimeStamp          [10] TimeStamp,
    measureDuration         [11] CallDuration OPTIONAL,
    notificationToMSUser   [12] NotificationToMSUser OPTIONAL,
    privacyOverride         [13] NULL OPTIONAL,
    location                [14] LocationAreaAndCell OPTIONAL,
    locationEstimate        [15] Ext-GeographicalInformation OPTIONAL,
    positioningData         [16] PositioningData OPTIONAL,
    lcsCause                [17] LCSCause OPTIONAL,
    diagnostics             [18] Diagnostics OPTIONAL,
    systemType              [19] SystemType OPTIONAL,
    recordExtensions        [20] ManagementExtensions OPTIONAL,
    causeForTerm           [21] CauseForTerm
}

MOLCSRecord ::= SET
{
    recordType              [0] CallEventRecordType,
    recordingEntity         [1] RecordingEntity,
    lcsClientType           [2] LCSCClientType OPTIONAL,
    lcsClientIdentity       [3] LCSCClientIdentity OPTIONAL,
    servedIMSI              [4] IMSI,
    servedMSISDN            [5] MSISDN OPTIONAL,
    molr-Type               [6] MOLR-Type,
    lcsQos                  [7] LCSQoSInfo OPTIONAL,
    lcsPriority              [8] LCS-Priority OPTIONAL,
    mlc-Number              [9] ISDN-AddressString OPTIONAL,
    eventTimeStamp          [10] TimeStamp,
    measureDuration         [11] CallDuration OPTIONAL,
    location                [12] LocationAreaAndCell OPTIONAL,
    locationEstimate        [13] Ext-GeographicalInformation OPTIONAL,
    positioningData         [14] PositioningData OPTIONAL,
    lcsCause                [15] LCSCause OPTIONAL,
    diagnostics             [16] Diagnostics OPTIONAL,
    systemType              [17] SystemType OPTIONAL,
    recordExtensions        [18] ManagementExtensions OPTIONAL,
    causeForTerm           [19] CauseForTerm
}

NILCSRecord ::= SET
{
    recordType              [0] CallEventRecordType,
    recordingEntity         [1] RecordingEntity,
    lcsClientType           [2] LCSCClientType OPTIONAL,
    lcsClientIdentity       [3] LCSCClientIdentity OPTIONAL,
    servedIMSI              [4] IMSI OPTIONAL,
    servedMSISDN            [5] MSISDN OPTIONAL,
    servedIMEI              [6] IMEI OPTIONAL,
    emsDigits               [7] ISDN-AddressString OPTIONAL,
    emsKey                  [8] ISDN-AddressString OPTIONAL,
    lcsQos                  [9] LCSQoSInfo OPTIONAL,
    lcsPriority              [10] LCS-Priority OPTIONAL,
    mlc-Number              [11] ISDN-AddressString OPTIONAL,
    eventTimeStamp          [12] TimeStamp,
    measureDuration         [13] CallDuration OPTIONAL,
    location                [14] LocationAreaAndCell OPTIONAL,
    locationEstimate        [15] Ext-GeographicalInformation OPTIONAL,
    positioningData         [16] PositioningData OPTIONAL,
    lcsCause                [17] LCSCause OPTIONAL,
    diagnostics             [18] Diagnostics OPTIONAL,
    systemType              [19] SystemType OPTIONAL,
    recordExtensions        [20] ManagementExtensions OPTIONAL,
    causeForTerm           [21] CauseForTerm
}

```

Editor's note: the file contents syntax that used to be in this place in TS 32.205 needs to be moved into TS 32.297

```

-----
--
-- NP Fields
--

```

```

-----
LocationRoutingNumber          ::= OCTET STRING (SIZE (5))
--
-- The format is selected to meet the existing standards for the wireline in Telcordia
-- Belcore GR-1100-CORE, BAF Module 720.
--

LocationRoutingNumberSourceIndicator          ::= INTEGER
{
  lRN-NP-Database          (1),
  switchingSystemData      (2),
  incomingsignaling        (3),
  unknown                  (9)
}

LocationRoutingNumberQueryStatus             ::= INTEGER
{
  successfulQuery          (1),
  noQueryResponseMsg      (2),
  queryProtocolErr        (4),
  queryResponseDataErr    (5),
  queryRejected           (6),
  queryNotPerformed       (9),
  queryUnsuccessful       (99)
}

JurisdictionInformationParameter             ::= OCTET STRING (SIZE (5))
--
-- /* JIP Parameter */

JurisdictionInformationParameterSourceIndicator          ::= INTEGER
-- Identical to LocationRoutingNumberSourceIndicator
{
  lRN-NP-Database          (1),
  switchingSystemData      (2),
  incomingsignaling        (3),
  unknown                  (9)
}

JurisdictionInformationParameterQueryStatus             ::= INTEGER
{
  successfulQuery          (1),
  noQueryResponseMsg      (2),
  queryProtocolErr        (4),
  queryResponseDataErr    (5),
  queryRejected           (6),
  queryNotPerformed       (9),
  queryUnsuccessful       (99)
}

-----
--
-- COMMON DATA TYPES
-----

AdditionalChgInfo          ::= SEQUENCE
{
  chargeIndicator          [0] ChargeIndicator OPTIONAL,
  chargeParameters        [1] OCTET STRING OPTIONAL
}

AiurRequested              ::= ENUMERATED
{
  --
  -- See Bearer Capability TS 24.008
  -- (note that value "4" is intentionally missing
  -- because it is not used in TS 24.008)
  --
  aiur09600BitsPerSecond   (1),
  aiur14400BitsPerSecond   (2),
  aiur19200BitsPerSecond   (3),
  aiur28800BitsPerSecond   (5),
  aiur38400BitsPerSecond   (6),
  aiur43200BitsPerSecond   (7),

```



```

    aiur57600BitsPerSecond      (8),
    aiur38400BitsPerSecond1     (9),
    aiur38400BitsPerSecond2     (10),
    aiur38400BitsPerSecond3     (11),
    aiur38400BitsPerSecond4     (12)
}

AOCParameters ::= SEQUENCE
{
    --
    -- See TS 22.024.
    --
    e1      [1] EParameter OPTIONAL,
    e2      [2] EParameter OPTIONAL,
    e3      [3] EParameter OPTIONAL,
    e4      [4] EParameter OPTIONAL,
    e5      [5] EParameter OPTIONAL,
    e6      [6] EParameter OPTIONAL,
    e7      [7] EParameter OPTIONAL
}

AOCParamChange ::= SEQUENCE
{
    changeTime      [0] TimeStamp,
    newParameters   [1] AOCParameters
}

BasicServices ::= SET OF BasicServiceCode

CallingPartyCategory ::= Category

CallType ::= INTEGER
{
    mobileOriginated (0),
    mobileTerminated (1)
}

CallTypes ::= SET OF CallType

CAMELDestinationNumber ::= DestinationRoutingAddress

CAMELInformation ::= SET
{
    CAMELDestinationNumber [1] CAMELDestinationNumber OPTIONAL,
    connectedNumber        [2] ConnectedNumber OPTIONAL,
    roamingNumber          [3] RoamingNumber OPTIONAL,
    mscOutgoingTKGP       [4] TrunkGroup OPTIONAL,
    seizureTime           [5] TimeStamp OPTIONAL,
    answerTime            [6] TimeStamp OPTIONAL,
    releaseTime           [7] TimeStamp OPTIONAL,
    callDuration          [8] CallDuration OPTIONAL,
    dataVolume            [9] DataVolume OPTIONAL,
    CAMELInitCFIndicator  [10] CAMELInitCFIndicator OPTIONAL,
    causeForTerm          [11] CauseForTerm OPTIONAL,
    CAMELModification     [12] ChangedParameters OPTIONAL,
    freeFormatData        [13] FreeFormatData OPTIONAL,
    diagnostics           [14] Diagnostics OPTIONAL,
    freeFormatDataAppend  [15] BOOLEAN OPTIONAL,
    freeFormatData-2      [16] FreeFormatData OPTIONAL,
    freeFormatDataAppend-2 [17] BOOLEAN OPTIONAL
}

CAMELInitCFIndicator ::= ENUMERATED
{
    noCAMELCallForwarding (0),
    cAMELCallForwarding   (1)
}

CAMELModificationParameters ::= SET
--
-- The list contains only parameters changed due to CAMEL call
-- handling.
--
{
    callingPartyNumber      [0] CallingNumber OPTIONAL,
    callingPartyCategory    [1] CallingPartyCategory OPTIONAL,
    originalCalledPartyNumber [2] OriginalCalledNumber OPTIONAL,
    genericNumbers          [3] GenericNumbers OPTIONAL,

```

```

    redirectingPartyNumber      [4] RedirectingNumber OPTIONAL,
    redirectionCounter          [5] NumberOfForwarding OPTIONAL
}

CAMELSMSInformation ::= SET
{
    gsm-SCFAddress              [1] Gsm-SCFAddress OPTIONAL,
    serviceKey                  [2] ServiceKey OPTIONAL,
    defaultSMShandling          [3] DefaultSMS-Handling OPTIONAL,
    freeFormatData              [4] FreeFormatData OPTIONAL,
    callingPartyNumber          [5] CallingNumber OPTIONAL,
    destinationSubscriberNumber [6] SmsTpDestinationNumber OPTIONAL,
    cAMELSMSCAddress            [7] AddressString OPTIONAL,
    smsReferenceNumber          [8] CallReferenceNumber OPTIONAL
}

Category ::= OCTET STRING (SIZE(1))
--
-- The internal structure is defined in ITU-T Recommendation Q.763.
--

CauseForTerm ::= INTEGER
--
-- Cause codes from 16 up to 31 are defined in GSM12.15 as "CauseForRecClosing"
-- (cause for record closing).
-- There is no direct correlation between these two types.
-- LCS related causes belong to the MAP error causes acc. TS 29.002.
--
{
    normalRelease                (0),
    partialRecord                (1),
    partialRecordCallReestablishment (2),
    unsuccessfulCallAttempt      (3),
    stableCallAbnormalTermination (4),
    cAMELInitCallRelease         (5),
    unauthorizedRequestingNetwork (52),
    unauthorizedLCSCClient       (53),
    positionMethodFailure        (54),
    unknownOrUnreachableLCSCClient (58)
}

ChangedParameters ::= SET
{
    changeFlags    [0] ChangeFlags,
    changeList     [1] CAMELModificationParameters OPTIONAL
}

ChangeFlags ::= BIT STRING
{
    callingPartyNumberModified      (0),
    callingPartyCategoryModified   (1),
    originalCalledPartyNumberModified (2),
    genericNumbersModified         (3),
    redirectingPartyNumberModified  (4),
    redirectionCounterModified     (5)
}

ChangeOfClassmark ::= SEQUENCE
{
    classmark    [0] Classmark,
    changeTime   [1] TimeStamp
}

ChangeOfRadioChannel ::= SEQUENCE
{
    radioChannel    [0] TrafficChannel,
    changeTime      [1] TimeStamp,
    speechVersionUsed [2] SpeechVersionIdentifier OPTIONAL
}

ChangeOfService ::= SEQUENCE
{
    basicService      [0] BasicServiceCode,
    transparencyInd   [1] TransparencyInd OPTIONAL,
    changeTime        [2] TimeStamp,
    rateIndication    [3] RateIndication OPTIONAL,
    fnur              [4] Fnur OPTIONAL
}

```

```
ChannelCoding ::= ENUMERATED
{
    tchF4800 (1),
    tchF9600 (2),
    tchF14400 (3)
}

Classmark ::= OCTET STRING
--
-- See Mobile station classmark 2, TS 24.008
--

ConnectedNumber ::= BCDDirectoryNumber

DataVolume ::= INTEGER
--
-- The volume of data transferred in segments of 64 octets.
--

Day ::= INTEGER (1..31)

DayClass ::= ObjectInstance

DayClasses ::= SET OF DayClass

DayDefinition ::= SEQUENCE
{
    day [0] DayOfTheWeek,
    dayClass [1] ObjectInstance
}

DayDefinitions ::= SET OF DayDefinition

DateDefinition ::= SEQUENCE
{
    month [0] Month,
    day [1] Day,
    dayClass [2] ObjectInstance
}

DateDefinitions ::= SET OF DateDefinition

DayOfTheWeek ::= ENUMERATED
{
    allDays (0),
    sunday (1),
    monday (2),
    tuesday (3),
    wednesday (4),
    thursday (5),
    friday (6),
    saturday (7)
}

Destinations ::= SET OF AE-title

EmergencyCallIndEnable ::= BOOLEAN

EmergencyCallIndication ::= SEQUENCE
{
    cellId [0] CellId,
    callerId [1] IMSIorIMEI
}

EParameter ::= INTEGER (0..1023)
--
-- Coded according to TS 22.024 and TS 24.080
--

EquipmentId ::= INTEGER

EquipmentType ::= INTEGER
{
    conferenceBridge (0)
}

FileType ::= INTEGER
```

```

{
  callRecords          (1),
  traceRecords        (9),
  observedIMEITicket  (14)
}

Fnur ::= ENUMERATED
{
  --
  -- See Bearer Capability TS 24.008
  --
  fnurNotApplicable      (0),
  fnur9600-BitsPerSecond (1),
  fnur14400BitsPerSecond (2),
  fnur19200BitsPerSecond (3),
  fnur28800BitsPerSecond (4),
  fnur38400BitsPerSecond (5),
  fnur48000BitsPerSecond (6),
  fnur56000BitsPerSecond (7),
  fnur64000BitsPerSecond (8),
  fnur33600BitsPerSecond (9),
  fnur32000BitsPerSecond (10),
  fnur31200BitsPerSecond (11)
}

ForwardToNumber ::= AddressString

FreeFormatData ::= OCTET STRING (SIZE(1..160))
--
-- Free formatted data as sent in the FCI message
-- See TS 29.078
--

GenericNumber ::= BCDDirectoryNumber

GenericNumbers ::= SET OF GenericNumber

Gsm-SCFAddress ::= ISDN-AddressString
--
-- See TS 29.002
--

GuaranteedBitRate ::= ENUMERATED
{
  GBR14400BitsPerSecond (1),    -- BS20 non-transparent
  GBR28800BitsPerSecond (2),    -- BS20 non-transparent and transparent,
  -- BS30 transparent and multimedia
  GBR32000BitsPerSecond (3),    -- BS30 multimedia
  GBR33600BitsPerSecond (4),    -- BS30 multimedia
  GBR56000BitsPerSecond (5),    -- BS30 transparent and multimedia
  GBR57600BitsPerSecond (6),    -- BS20 non-transparent
  GBR64000BitsPerSecond (7)     -- BS30 transparent and multimedia
}

HLRIntResult ::= Diagnostics

HSCSDParmsChange ::= SEQUENCE
{
  changeTime           [0] TimeStamp,
  hSCSDChanAllocated  [1] NumOfHSCSDChanAllocated,
  initiatingParty      [2] InitiatingParty OPTIONAL,
  aiurRequested        [3] AiurRequested OPTIONAL,
  chanCodingUsed       [4] ChannelCoding,
  hSCSDChanRequested   [5] NumOfHSCSDChanRequested OPTIONAL
}

IMEICheckEvent ::= INTEGER
{
  mobileOriginatedCall (0),
  mobileTerminatedCall (1),
  smsMobileOriginating (2),
  smsMobileTerminating (3),
  ssAction              (4),
  locationUpdate        (5)
}

IMEIStatus ::= ENUMERATED
{

```

```

    greyListedMobileEquipment      (0),
    blackListedMobileEquipment     (1),
    nonWhiteListedMobileEquipment  (2)
}

IMSIorIMEI ::= CHOICE
{
    imsi      [0] IMSI,
    imei      [1] IMEI
}

InitiatingParty ::= ENUMERATED
{
    network      (0),
    subscriber   (1)
}

LocationChange ::= SEQUENCE
{
    location      [0] LocationAreaAndCell,
    changeTime    [1] TimeStamp
}

Location-info ::= SEQUENCE
{
    mscNumber     [1] MscNo OPTIONAL,
    location-area [2] LocationAreaCode,
    cell-identification [3] CellId OPTIONAL
}

LocUpdResult ::= Diagnostics

MaximumBitRate ::= ENUMERATED
{
    MBR14400BitsPerSecond (1),      -- BS20 non-transparent
    MBR28800BitsPerSecond (2),      -- BS20 non-transparent and transparent,
                                        -- BS30 transparent and multimedia
    MBR32000BitsPerSecond (3),      -- BS30 multimedia
    MBR33600BitsPerSecond (4),      -- BS30 multimedia
    MBR56000BitsPerSecond (5),      -- BS30 transparent and multimedia
    MBR57600BitsPerSecond (6),      -- BS20 non-transparent
}

MCCMNC ::= GraphicString (SIZE(6))
--
-- This type contains the mobile country code (MCC) and the mobile
-- network code (MNC) of a PLMN.
--

Month ::= INTEGER (1..12)

MSCAddress ::= AddressString

MSPowerClasses ::= SET OF RFPowerCapability

NetworkCallReference ::= CallReferenceNumber --
-- See TS 29.002
--

NetworkSpecificCode ::= INTEGER
--
-- To be defined by network operator
--

NetworkSpecificServices ::= SET OF NetworkSpecificCode

NumOfHSCSDChanRequested ::= INTEGER

NumOfHSCSDChanAllocated ::= INTEGER

ObservedIMEITicketEnable ::= BOOLEAN

OriginalCalledNumber ::= BCDDirectoryNumber

OriginDestCombinations ::= SET OF OriginDestCombination

OriginDestCombination ::= SEQUENCE
{

```

```

    origin                [0] INTEGER OPTIONAL,
    destination           [1] INTEGER OPTIONAL
    --
    -- Note that these values correspond to the contents
    -- of the attributes originId and destinationId
    -- respectively. At least one of the two must be present.
    --
}

PartialRecordTimer      ::= INTEGER

PartialRecordType      ::= ENUMERATED
{
    timeLimit            (0),
    serviceChange        (1),
    locationChange       (2),
    classmarkChange      (3),
    aocParmChange        (4),
    radioChannelChange   (5),
    hSCSDParmChange      (6),
    changeOfCAMELDestination (7)
}

PartialRecordTypes     ::= SET OF PartialRecordType

RadioChannelsRequested ::= SET OF RadioChanRequested

RadioChanRequested     ::= ENUMERATED
{
    --
    -- See Bearer Capability TS 24.008
    --
    halfRateChannel      (0),
    fullRateChannel      (1),
    dualHalfRatePreferred (2),
    dualFullRatePreferred (3)
}

RateIndication ::= OCTET STRING(SIZE(1))

ReasonForServiceChange ::= ENUMERATED
{
    msubInitiated        (0),
    mscInitiated         (1),
    callSetupFallBack    (2),
    callSetupChangeOrder (3)
}

RecordClassDestination ::= CHOICE
{
    osApplication        [0] AE-title,
    fileType             [1] FileType
}

RecordClassDestinations ::= SET OF RecordClassDestination

RecordingMethod         ::= ENUMERATED
{
    inCallRecord         (0),
    inSSRecord           (1)
}

RedirectingNumber      ::= BCDDirectoryNumber

RFPowerCapability      ::= INTEGER
    --
    -- This field contains the RF power capability of the
    -- Mobile station
    -- classmark 1 and 2 of TS 24.008 expressed as an integer.
    --

RoamingNumber          ::= ISDN-AddressString
    --
    -- See TS 23.003
    --

RoutingNumber          ::= CHOICE
{

```

```

    roaming          [1] RoamingNumber,
    forwarded        [2] ForwardToNumber
}

Service ::= CHOICE
{
    teleservice          [1] TeleserviceCode,
    bearerService       [2] BearerServiceCode,
    supplementaryService [3] SS-Code,
    networkSpecificService [4] NetworkSpecificCode
}

ServiceDistanceDependencies ::= SET OF ServiceDistanceDependency

ServiceDistanceDependency ::= SEQUENCE
{
    aocService          [0] INTEGER,
    chargingZone       [1] INTEGER OPTIONAL
    --
    -- Note that these values correspond to the contents
    -- of the attributes aocServiceId and zoneId
    -- respectively.
    --
}

SimpleIntegerName ::= INTEGER

SimpleStringName  ::= GraphicString

SpeechVersionIdentifier ::= OCTET STRING (SIZE(1))
--
-- see GSM 08.08
--
-- 000 0001 GSM speech full rate version 1
-- 001 0001 GSM speech full rate version 2 used for enhanced full rate
-- 010 0001 GSM speech full rate version 3 for future use
-- 000 0101 GSM speech half rate version 1
-- 001 0101 GSM speech half rate version 2 for future use
-- 010 0101 GSM speech half rate version 3 for future use
--

SSActionResult ::= Diagnostics

SSActionType ::= ENUMERATED
{
    registration      (0),
    erasure           (1),
    activation        (2),
    deactivation      (3),
    interrogation     (4),
    invocation        (5),
    passwordRegistration (6)
}

SSParameters ::= CHOICE
{
    forwardedToNumber [0] ForwardToNumber,
    unstructuredData  [1] OCTET STRING
}

SupplServices ::= SET OF SS-Code

SuppServiceUsed ::= SEQUENCE
{
    ssCode [0] SS-Code,
    ssTime [1] TimeStamp OPTIONAL
}

SwitchoverTime ::= SEQUENCE
{
    hour      INTEGER (0..23),
    minute    INTEGER (0..59),
    second    INTEGER (0..59)
}

TariffId ::= INTEGER

TariffPeriod ::= SEQUENCE
{

```

```

    switchoverTime      [0] SwitchoverTime,
    tariffId            [1] INTEGER
    --
    -- Note that the value of tariffId corresponds
    -- to the attribute tariffId.
    --
}

TariffPeriods          ::= SET OF TariffPeriod

TariffSystemStatus     ::= ENUMERATED
{
    available           (0),    -- available for modification
    checked             (1),    -- "frozen" and checked
    standby             (2),    -- "frozen" awaiting activation
    active              (3) -- "frozen" and active
}

TrafficChannel         ::= ENUMERATED
{
    fullRate            (0),
    halfRate            (1)
}

TranslatedNumber       ::= BCDDirectoryNumber

TransparencyInd        ::= ENUMERATED
{
    transparent         (0),
    nonTransparent      (1)
}

TrunkGroup             ::= CHOICE
{
    tkgpNumber          [0] INTEGER,
    tkgpName            [1] GraphicString
}

TSChangeover           ::= SEQUENCE
{
    newActiveTS         [0] INTEGER,
    newStandbyTS        [1] INTEGER,
    changeoverTime      [2] GeneralizedTime OPTIONAL,
    authkey             [3] OCTET STRING OPTIONAL,
    checksum            [4] OCTET STRING OPTIONAL,
    versionNumber       [5] OCTET STRING OPTIONAL
    --
    -- Note that if the changeover time is not
    -- specified then the change is immediate.
    --
}

TSCheckError           ::= SEQUENCE
{
    errorId             [0] TSCheckErrorId,
    fail                [1] ANY DEFINED BY errorId OPTIONAL
}

TSCheckErrorId         ::= CHOICE
{
    globalForm          [0] OBJECT IDENTIFIER,
    localForm           [1] INTEGER
}

TSCheckResult          ::= CHOICE
{
    success             [0] NULL,
    fail                [1] SET OF TSCheckError
}

TSCopyTariffSystem     ::= SEQUENCE
{
    oldTS               [0] INTEGER,
    newTS               [1] INTEGER
}

TSNextChange           ::= CHOICE
{

```



```
    noChangeover      [0] NULL,
    tsChangeover      [1] TSChangeover
}

TypeOfSubscribers    ::= ENUMERATED
{
    home              (0),    -- HPLMN subscribers
    visiting          (1),    -- roaming subscribers
    all (2)
}

TypeOfTransaction    ::= ENUMERATED
{
    successful        (0),
    unsuccessful      (1),
    all                (2)
}

Visited-Location-info ::= SEQUENCE
{
    mscNumber         [1] MscNo,
    vlrNumber         [2] VlrNo
}

VlrNo                ::= ISDN-AddressString
--
-- See TS 23.003
--
```

END

5.2.2.2 PS domain CDRs

This subclause contains the abstract syntax definitions that are specific to the GPRS CDR types defined in TS 32.251 [11].

```
GPRSChargingDataTypes {itu-t identified-organization (4) etsi (0) mobileDomain (0) gsmUmtsNetwork
(x) charging (y) asnModule (z) gprsChargingDataTypes (2) version1 (1)}
```

```
DEFINITIONS IMPLICIT TAGS ::=
```

```
BEGIN
```

```
EXPORTS everything
```

```
IMPORTS
```

```
CallDuration, CalledNumber, CallEventRecordType, CallingNumber, CallReferenceNumber, CellId,
DefaultSMS-Handling, Diagnostics, Ext-GeographicalInformation, IMSI, IMEI, IPAddress, ISDN-
AddressString, LCSCause, LCSClientExternalID, LCSClientIdentity, LCSClientInternalID, LCSClientType,
LCS-Priority, LCSQoSInfo, LevelOfCAMELService, LocalSequenceNumber, LocationAreaAndCell,
LocationAreaCode, LocationType, ManagementExtensions, MessageReference, MSISDN,
NotificationToMSUser, PositioningData, RecordingEntity, ServiceKey, SMSResult,
SmsTpDestinationNumber, TimeStamp
```

```
FROM 3GPPGenericChargingDataTypes {itu-t identified-organization (4) etsi(0) mobileDomain (0)
gsmUmtsNetwork (x) charging (y) asnModule (z) genericChargingDataTypes (0) version1 (1)}
```

```
DefaultGPRS-Handling, RAIdentity
```

```
FROM MAP-MS-DataTypes { itu-t identified-organization (4) etsi (0) mobileDomain (0)
gsm-Network (1) modules (3) map-MS-DataTypes (11) version6 (6) }
-- from TS 29.002 [60]
```

```
LocationMethod
```

```
FROM SS-DataTypes { itu-t identified-organization (4) etsi (0) mobileDomain (0) gsm-Access (2)
modules (3) ss-DataTypes (2) version7 (7)}
```

```
-- from TS 24.080 [61] (editor"s note: correct reference?)
```

```
MBMS2G3GIndicator, FileRepairSupported, MBMSServiceType, MBMSUserServiceType,
RequiredMBMSBearerCapabilities, MBMSSessionIdentity, TMGI, MBMSInformation
```

```
FROM MBMSChargingDataTypes {itu-t identified-organization (4) etsi(0) mobileDomain (0) gsm-Network
(1) charging (y) asnModule (z) mbmsChargingDataTypes (6) version1 (1)}
```

```
Editor"s note: consider moving the above 2 items also into the generic module in order to avoid
again copying from external sources.
```

```
;
```

```
-----
--
-- GPRS CALL AND EVENT RECORDS
--
-----
```

```
GPRSCallEventRecord ::= CHOICE
```

```
--
```

```
-- Record values 20..27 are GPRS specific
```

```
-- Record values 29..30 are GPRS and MBMS specific
```

```
sgsnPDPRecord      [20] SGSNPDPRecord,
ggsnPDPRecord      [21] GGSNPDPRecord,
sgsnMMRecord       [22] SGSNMMRecord,
sgsnSMORRecord     [23] SGSNSMORRecord,
sgsnSMTRecord      [24] SGSNSMTRecord,
sgsnLCRecord       [25] SGSNLCRecord,
sgsnLCORecord      [26] SGSNLCORecord,
sgsnLCNRecord      [27] SGSNLCNRecord,
egsnPDPRecord      [28] EGSNPDPRecord,
sgsnMBMSRecord     [29] SGSNMBMSRecord,
ggsnMBMSRecord     [30] GGSNMBMSRecord
```

Editor's note: the acronyms for the LCS record types are not consistent with CS and the "call event record type" notation. They also contradict to the record type definitions below, so alignment is needed.

```

GGSNPDPRecord ::= SET
{
    recordType                [0] CallEventRecordType,
    networkInitiation         [1] NetworkInitiatedPDPContext OPTIONAL,
    servedIMSI                [3] IMSI,
    ggsnAddress               [4] GSNAddress,
    chargingID                [5] ChargingID,
    sgsnAddress               [6] SEQUENCE OF GSNAddress,
    accessPointNameNI        [7] AccessPointNameNI OPTIONAL,
    pdpType                   [8] PDPType OPTIONAL,
    servedPDPAddress          [9] PDPAddress OPTIONAL,
    dynamicAddressFlag        [11] DynamicAddressFlag OPTIONAL,
    listOfTrafficVolumes      [12] SEQUENCE OF ChangeOfCharCondition OPTIONAL,
    recordOpeningTime         [13] TimeStamp,
    duration                  [14] CallDuration,
    causeForRecClosing        [15] CauseForRecClosing,
    diagnostics               [16] Diagnostics OPTIONAL,
    recordSequenceNumber      [17] INTEGER OPTIONAL,
    nodeID                    [18] NodeID OPTIONAL,
    recordExtensions          [19] ManagementExtensions OPTIONAL,
    localSequenceNumber       [20] LocalSequenceNumber OPTIONAL,
    apnSelectionMode         [21] APNSelectionMode OPTIONAL,
    servedMSISDN              [22] MSISDN OPTIONAL,
    chargingCharacteristics    [23] ChargingCharacteristics,
    chChSelectionMode        [24] ChChSelectionMode OPTIONAL,
    iMSSignalingContext       [25] NULL OPTIONAL,
    externalChargingID        [26] OCTET STRING OPTIONAL,
    sgsnPLMNIdentifier        [27] PLMN-Id OPTIONAL,
    servedIMEISV              [29] IMEI OPTIONAL,
    rATType                   [30] RATType OPTIONAL,
    mSTimeZone                [31] MSTimeZone OPTIONAL,
    userLocationInformation    [32] OCTET STRING OPTIONAL,
    cAMELChargingInformation  [33] OCTET STRING OPTIONAL
}

EGSNPDPRecord ::= SET
{
    recordType                [0] CallEventRecordType,
    networkInitiation         [1] NetworkInitiatedPDPContext OPTIONAL,
    servedIMSI                [3] IMSI,
    ggsnAddress               [4] GSNAddress,
    chargingID                [5] ChargingID,
    sgsnAddress               [6] SEQUENCE OF GSNAddress,
    accessPointNameNI        [7] AccessPointNameNI OPTIONAL,
    pdpType                   [8] PDPType OPTIONAL,
    servedPDPAddress          [9] PDPAddress OPTIONAL,
    dynamicAddressFlag        [11] DynamicAddressFlag OPTIONAL,
    listOfTrafficVolumes      [12] SEQUENCE OF ChangeOfCharCondition OPTIONAL,
    recordOpeningTime         [13] TimeStamp,
    duration                  [14] CallDuration,
    causeForRecClosing        [15] CauseForRecClosing,
    diagnostics               [16] Diagnostics OPTIONAL,
    recordSequenceNumber      [17] INTEGER OPTIONAL,
    nodeID                    [18] NodeID OPTIONAL,
    recordExtensions          [19] ManagementExtensions OPTIONAL,
    localSequenceNumber       [20] LocalSequenceNumber OPTIONAL,
    apnSelectionMode         [21] APNSelectionMode OPTIONAL,
    servedMSISDN              [22] MSISDN OPTIONAL,
    chargingCharacteristics    [23] ChargingCharacteristics,
    chChSelectionMode        [24] ChChSelectionMode OPTIONAL,
    iMSSignalingContext       [25] NULL OPTIONAL,
    externalChargingID        [26] OCTET STRING OPTIONAL,
    sgsnPLMNIdentifier        [27] PLMN-Id OPTIONAL,
    pSFurnishChargingInformation [28] PSFurnishChargingInformation OPTIONAL,
    servedIMEISV              [29] IMEI OPTIONAL,
    rATType                   [30] RATType OPTIONAL,
    mSTimeZone                [31] MSTimeZone OPTIONAL,
    userLocationInformation    [32] OCTET STRING OPTIONAL,
    cAMELChargingInformation  [33] OCTET STRING OPTIONAL,
    listOfServiceData         [34] SEQUENCE OF ChangeOfServiceCondition OPTIONAL
}

SGSNMMRecord ::= SET

```

```

{
    recordType                [0] CallEventRecordType,
    servedIMSI                [1] IMSI,
    servedIMEI                [2] IMEI OPTIONAL,
    sgsnAddress               [3] GSNAddress OPTIONAL,
    msNetworkCapability       [4] MSNetworkCapability OPTIONAL,
    routingArea               [5] RoutingAreaCode OPTIONAL,
    locationAreaCode         [6] LocationAreaCode OPTIONAL,
    cellIdentifier            [7] CellId OPTIONAL,
    changeLocation            [8] SEQUENCE OF ChangeLocation OPTIONAL,
    recordOpeningTime         [9] TimeStamp,
    duration                  [10] CallDuration OPTIONAL,
    sgsnChange                [11] SGSNChange OPTIONAL,
    causeForRecClosing        [12] CauseForRecClosing,
    diagnostics               [13] Diagnostics OPTIONAL,
    recordSequenceNumber      [14] INTEGER OPTIONAL,
    nodeID                    [15] NodeID OPTIONAL,
    recordExtensions          [16] ManagementExtensions OPTIONAL,
    localSequenceNumber       [17] LocalSequenceNumber OPTIONAL,
    servedMSISDN              [18] MSISDN OPTIONAL,
    chargingCharacteristics    [19] ChargingCharacteristics,
    cAMELInformationMM        [20] CAMELInformationMM OPTIONAL,
    rATType                   [21] RATType OPTIONAL,
    chChSelectionMode         [22] ChChSelectionMode OPTIONAL
}

SGSNPDPRecord ::= SET
{
    recordType                [0] CallEventRecordType,
    networkInitiation         [1] NetworkInitiatedPDPContext OPTIONAL,
    servedIMSI                [3] IMSI,
    servedIMEI                [4] IMEI OPTIONAL,
    sgsnAddress               [5] GSNAddress OPTIONAL,
    msNetworkCapability       [6] MSNetworkCapability OPTIONAL,
    routingArea               [7] RoutingAreaCode OPTIONAL,
    locationAreaCode         [8] LocationAreaCode OPTIONAL,
    cellIdentifier            [9] CellId OPTIONAL,
    chargingID                [10] ChargingID,
    ggsnAddressUsed           [11] GSNAddress,
    accessPointNameNI         [12] AccessPointNameNI OPTIONAL,
    pdpType                   [13] PDPType OPTIONAL,
    servedPDPAddress          [14] PDPAddress OPTIONAL,
    listOfTrafficVolumes      [15] SEQUENCE OF ChangeOfCharCondition OPTIONAL,
    recordOpeningTime         [16] TimeStamp,
    duration                  [17] CallDuration,
    sgsnChange                [18] SGSNChange OPTIONAL,
    causeForRecClosing        [19] CauseForRecClosing,
    diagnostics               [20] Diagnostics OPTIONAL,
    recordSequenceNumber      [21] INTEGER OPTIONAL,
    nodeID                    [22] NodeID OPTIONAL,
    recordExtensions          [23] ManagementExtensions OPTIONAL,
    localSequenceNumber       [24] LocalSequenceNumber OPTIONAL,
    apnSelectionMode          [25] APNSelectionMode OPTIONAL,
    accessPointNameOI         [26] AccessPointNameOI OPTIONAL,
    servedMSISDN              [27] MSISDN OPTIONAL,
    chargingCharacteristics    [28] ChargingCharacteristics,
    rATType                   [29] RATType OPTIONAL,
    cAMELInformationPDP       [30] CAMELInformationPDP OPTIONAL,
    rNCUnsentDownlinkVolume  [31] DataVolumeGPRS OPTIONAL,
    chChSelectionMode         [32] ChChSelectionMode OPTIONAL,
    dynamicAddressFlag        [33] DynamicAddressFlag OPTIONAL
}

SGSNSMORecord ::= SET
{
    recordType                [0] CallEventRecordType,
    servedIMSI                [1] IMSI,
    servedIMEI                [2] IMEI OPTIONAL,
    servedMSISDN              [3] MSISDN OPTIONAL,
    msNetworkCapability       [4] MSNetworkCapability OPTIONAL,
    serviceCentre              [5] AddressString OPTIONAL,
    recordingEntity           [6] RecordingEntity OPTIONAL,
    locationArea              [7] LocationAreaCode OPTIONAL,
    routingArea               [8] RoutingAreaCode OPTIONAL,
    cellIdentifier            [9] CellId OPTIONAL,
    messageReference          [10] MessageReference,
    eventTimeStamp            [11] TimeStamp,
    smsResult                  [12] SMSResult OPTIONAL,

```

```

    recordExtensions      [13] ManagementExtensions OPTIONAL,
    nodeID                [14] NodeID OPTIONAL,
    localSequenceNumber  [15] LocalSequenceNumber OPTIONAL,
    chargingCharacteristics [16] ChargingCharacteristics,
    rATType              [17] RATType OPTIONAL,
    destinationNumber    [18] SmsTpDestinationNumber OPTIONAL,
    cAMELInformationSMS  [19] CAMELInformationSMS OPTIONAL,
    chChSelectionMode    [20] ChChSelectionMode OPTIONAL
}

```

```
SGSNSMTRRecord ::= SET
```

```

{
    recordType            [0] CallEventRecordType,
    servedIMSI           [1] IMSI,
    servedIMEI           [2] IMEI OPTIONAL,
    servedMSISDN         [3] MSISDN OPTIONAL,
    msNetworkCapability  [4] MSNetworkCapability OPTIONAL,
    serviceCentre        [5] AddressString OPTIONAL,
    recordingEntity      [6] RecordingEntity OPTIONAL,
    locationArea         [7] LocationAreaCode OPTIONAL,
    routingArea          [8] RoutingAreaCode OPTIONAL,
    cellIdentifier       [9] CellId OPTIONAL,
    eventTimeStamp       [10] TimeStamp,
    smsResult            [11] SMSResult OPTIONAL,
    recordExtensions     [12] ManagementExtensions OPTIONAL,
    nodeID               [13] NodeID OPTIONAL,
    localSequenceNumber [14] LocalSequenceNumber OPTIONAL,
    chargingCharacteristics [15] ChargingCharacteristics,
    rATType              [16] RATType OPTIONAL,
    chChSelectionMode   [17] ChChSelectionMode OPTIONAL,
    cAMELInformationSMS [18] CAMELInformationSMS OPTIONAL
}

```

```
SGSNMILCSRecord ::= SET
```

```

{
    recordType            [0] CallEventRecordType,
    recordingEntity      [1] RecordingEntity,
    lcsClientType        [2] LCSClientType,
    lcsClientIdentity    [3] LCSClientIdentity,
    servedIMSI           [4] IMSI,
    servedMSISDN         [5] MSISDN OPTIONAL,
    sgsnAddress          [6] GSNAAddress OPTIONAL,
    locationType         [7] LocationType,
    lcsQos               [8] LCSQoSInfo OPTIONAL,
    lcsPriority           [9] LCS-Priority OPTIONAL,
    mlcNumber            [10] ISDN-AddressString,
    eventTimeStamp       [11] TimeStamp,
    measurementDuration  [12] CallDuration OPTIONAL,
    notificationToMSUser [13] NotificationToMSUser OPTIONAL,
    privacyOverride      [14] NULL OPTIONAL,
    location             [15] LocationAreaAndCell OPTIONAL,
    routingArea          [16] RoutingAreaCode OPTIONAL,
    locationEstimate     [17] Ext-GeographicalInformation OPTIONAL,
    positioningData      [18] PositioningData OPTIONAL,
    lcsCause             [19] LCSCause OPTIONAL,
    diagnostics          [20] Diagnostics OPTIONAL,
    nodeID               [21] NodeID OPTIONAL,
    localSequenceNumber [22] LocalSequenceNumber OPTIONAL,
    chargingCharacteristics [23] ChargingCharacteristics,
    chChSelectionMode   [24] ChChSelectionMode OPTIONAL,
    rATType              [25] RATType OPTIONAL,
    recordExtensions     [26] ManagementExtensions OPTIONAL,
    causeForRecClosing   [27] CauseForRecClosing
}

```

```
SGSNMOLCSRecord ::= SET
```

```

{
    recordType            [0] CallEventRecordType,
    recordingEntity      [1] RecordingEntity,
    lcsClientType        [2] LCSClientType OPTIONAL,
    lcsClientIdentity    [3] LCSClientIdentity OPTIONAL,
    servedIMSI           [4] IMSI,
    servedMSISDN         [5] MSISDN OPTIONAL,
    sgsnAddress          [6] GSNAAddress OPTIONAL,
    locationMethod       [7] LocationMethod,
    lcsQos               [8] LCSQoSInfo OPTIONAL,
    lcsPriority           [9] LCS-Priority OPTIONAL,
    mlcNumber            [10] ISDN-AddressString OPTIONAL,
}

```

```

eventTimeStamp          [11] TimeStamp,
measurementDuration    [12] CallDuration OPTIONAL,
location                [13] LocationAreaAndCell OPTIONAL,
routingArea            [14] RoutingAreaCode OPTIONAL,
locationEstimate       [15] Ext-GeographicalInformation OPTIONAL,
positioningData        [16] PositioningData OPTIONAL,
lcsCause               [17] LCSCause OPTIONAL,
diagnostics            [18] Diagnostics OPTIONAL,
nodeID                 [19] NodeID OPTIONAL,
localSequenceNumber    [20] LocalSequenceNumber OPTIONAL,
chargingCharacteristics [21] ChargingCharacteristics,
chChSelectionMode     [22] ChChSelectionMode OPTIONAL,
rATType                [23] RATType OPTIONAL,
recordExtensions       [24] ManagementExtensions OPTIONAL,
causeForRecClosing     [25] CauseForRecClosing
}

```

SGSNILCSRecord ::= SET

```

{
  recordType            [0] CallEventRecordType,
  recordingEntity       [1] RecordingEntity,
  lcsClientType        [2] LCSClientType OPTIONAL,
  lcsClientIdentity     [3] LCSClientIdentity OPTIONAL,
  servedIMSI           [4] IMSI OPTIONAL,
  servedMSISDN         [5] MSISDN OPTIONAL,
  ggsnAddress          [6] GSNAddress OPTIONAL,
  servedIMEI           [7] IMEI OPTIONAL,
  lcsQos               [8] LCSQoSInfo OPTIONAL,
  lcsPriority           [9] LCS-Priority OPTIONAL,
  mlcNumber            [10] ISDN-AddressString OPTIONAL,
  eventTimeStamp       [11] TimeStamp,
  measurementDuration  [12] CallDuration OPTIONAL,
  location              [13] LocationAreaAndCell OPTIONAL,
  routingArea          [14] RoutingAreaCode OPTIONAL,
  locationEstimate     [15] Ext-GeographicalInformation OPTIONAL,
  positioningData      [16] PositioningData OPTIONAL,
  lcsCause             [17] LCSCause OPTIONAL,
  diagnostics          [18] Diagnostics OPTIONAL,
  nodeID               [19] NodeID OPTIONAL,
  localSequenceNumber  [20] LocalSequenceNumber OPTIONAL,
  chargingCharacteristics [21] ChargingCharacteristics,
  chChSelectionMode   [22] ChChSelectionMode OPTIONAL,
  rATType              [23] RATType OPTIONAL,
  recordExtensions     [24] ManagementExtensions OPTIONAL,
  causeForRecClosing   [25] CauseForRecClosing
}

```

SGSNMBMSRecord ::= SET

```

{
  recordType            [0] CallEventRecordType,
  ggsnAddress          [1] GSNAddress,
  chargingID           [2] ChargingID,
  listOfRAs            [3] SEQUENCE OF RAIdentity OPTIONAL,
  accessPointNameNI   [4] AccessPointNameNI OPTIONAL,
  servedPDPAddress     [5] PDPAddress OPTIONAL,
  listOfTrafficVolumes [6] SEQUENCE OF ChangeOfCharCondition OPTIONAL,
  recordOpeningTime    [7] TimeStamp,
  duration             [8] CallDuration,
  causeForRecClosing   [9] CauseForRecClosing,
  diagnostics          [10] Diagnostics OPTIONAL,
  recordSequenceNumber [11] INTEGER OPTIONAL,
  nodeID               [12] NodeID OPTIONAL,
  recordExtensions     [13] ManagementExtensions OPTIONAL,
  localSequenceNumber  [14] LocalSequenceNumber OPTIONAL,
  ggsnPLMNIdentifier  [15] PLMN-Id OPTIONAL,
  numberOfReceivingUE  [16] Integer OPTIONAL,
  mbmsInformation      [17] MBMSInformation OPTIONAL
}

```

GGSNMBMSRecord ::= SET

```

{
  recordType            [0] CallEventRecordType,
  ggsnAddress          [1] GSNAddress,
  chargingID           [2] ChargingID,
  listOfDownstreamNodes [3] SEQUENCE OF GSNAddress,
  accessPointNameNI   [4] AccessPointNameNI OPTIONAL,
  servedPDPAddress     [5] PDPAddress OPTIONAL,

```

```

listOfTrafficVolumes      [6] SEQUENCE OF ChangeOfCharCondition OPTIONAL,
recordOpeningTime        [7] TimeStamp,
duration                 [8] CallDuration,
causeForRecClosing      [9] CauseForRecClosing,
diagnostics              [10] Diagnostics OPTIONAL,
recordSequenceNumber    [11] INTEGER OPTIONAL,
nodeID                   [12] NodeID OPTIONAL,
recordExtensions         [13] ManagementExtensions OPTIONAL,
localSequenceNumber     [14] LocalSequenceNumber OPTIONAL,
mbmsInformation         [15] MBMSInformation OPTIONAL
}
-----
--
-- COMMON DATA TYPES
--
-----

AccessPointNameNI ::= IA5String (SIZE(1..63))
--
-- Network Identifier part of APN in dot representation.
-- For example, if the complete APN is 'apnla.apnlb.apnlc.mnc022.mcc111.gprs'
-- NI is 'apnla.apnlb.apnlc' and is presented in this form in the CDR..
--

AccessPointNameOI ::= IA5String (SIZE(1..37))
--
-- Operator Identifier part of APN in dot representation.
-- In the 'apnla.apnlb.apnlc.mnc022.mcc111.gprs' example, the OI portion is 'mnc022.mcc111.gprs'
-- and is presented in this form in the CDR.
--

APNSelectionMode ::= ENUMERATED
{
  --
  -- See Information Elements TS 29.060 [75]
  --
  mSorNetworkProvidedSubscriptionVerified (0),
  mSProvidedSubscriptionNotVerified (1),
  networkProvidedSubscriptionNotVerified (2)
}

CAMELAccessPointNameNI ::= AccessPointNameNI

CAMELAccessPointNameOI ::= AccessPointNameOI

CAMELInformationMM ::= SET
{
  sCFAddress [1] SCFAddress OPTIONAL,
  serviceKey [2] ServiceKey OPTIONAL,
  defaultTransactionHandling [3] DefaultGPRS-Handling OPTIONAL,
  numberOfDPENcountered [4] NumberOfDPENcountered OPTIONAL,
  levelOfCAMELService [5] LevelOfCAMELService OPTIONAL,
  freeFormatData [6] FreeFormatData OPTIONAL,
  fFDAppendIndicator [7] FFDAppendIndicator OPTIONAL
}

CAMELInformationPDP ::= SET
{
  sCFAddress [1] SCFAddress OPTIONAL,
  serviceKey [2] ServiceKey OPTIONAL,
  defaultTransactionHandling [3] DefaultGPRS-Handling OPTIONAL,
  CAMELAccessPointNameNI [4] CAMELAccessPointNameNI OPTIONAL,
  CAMELAccessPointNameOI [5] CAMELAccessPointNameOI OPTIONAL,
  numberOfDPENcountered [6] NumberOfDPENcountered OPTIONAL,
  levelOfCAMELService [7] LevelOfCAMELService OPTIONAL,
  freeFormatData [8] FreeFormatData OPTIONAL,
  fFDAppendIndicator [9] FFDAppendIndicator OPTIONAL
}

CAMELInformationSMS ::= SET
{
  sCFAddress [1] SCFAddress OPTIONAL,
  serviceKey [2] ServiceKey OPTIONAL,
  defaultSMSHandling [3] DefaultSMS-Handling OPTIONAL,
  CAMELCallingPartyNumber [4] CallingNumber OPTIONAL,
  CAMELDestinationSubscriberNumber [5] SmsTpDestinationNumber OPTIONAL,
  CAMELSMSCAddress [6] AddressString OPTIONAL,

```

```

    freeFormatData                [7] FreeFormatData OPTIONAL,
    smsReferenceNumber            [8] CallReferenceNumber OPTIONAL
}
CauseForRecClosing ::= INTEGER
{
    --
    -- In GGSN the value sGSNChange should be used for partial record
    -- generation due to SGSN Address List Overflow
    --
    -- LCS related causes belong to the MAP error causes acc. TS 29.002
    --
    -- cause codes 0 to 15 are defined 'CauseForTerm' (cause for termination)
    --
    normalRelease                (0),
    abnormalRelease              (4),
    cAMELInitCallRelease         (5),
    volumeLimit                  (16),
    timeLimit                    (17),
    sGSNChange                   (18),
    maxChangeCond                (19),
    managementIntervention       (20),
    intraSGSNIntersystemChange   (21),
    rATChange                    (22),
    mSTimeZoneChange             (23),
    unauthorizedRequestingNetwork (52),
    unauthorizedLCSCClient       (53),
    positionMethodFailure         (54),
    unknownOrUnreachableLCSCClient (58),
    listOfDownstreamNodeChange   (59)
}

ChangeCondition ::= ENUMERATED
{
    --
    -- Failure Handling values used in eGCDR only
    --
    qosChange                    (0),
    tariffTime                   (1),
    recordClosure                 (2),
    failureHandlingContinueOngoing (3),
    failureHandlingRetryandTerminateOngoing (4),
    failureHandlingTerminateOngoing (5)
}

ChangeOfCharCondition ::= SEQUENCE
{
    --
    -- Used in PDP context record only
    --
    qosRequested                 [1] QoSInformation OPTIONAL,
    qosNegotiated                [2] QoSInformation OPTIONAL,
    dataVolumeGPRSUpLink         [3] DataVolumeGPRS,
    dataVolumeGPRSDownLink       [4] DataVolumeGPRS,
    changeCondition              [5] ChangeCondition,
    changeTime                   [6] TimeStamp
}

ChangeOfServiceCondition ::= SEQUENCE
{
    --
    -- Used for Flow based Charging service data container
    --
    ratingGroup                  [1] RatingGroupId,
    chargingRuleBaseName         [2] ChargingRuleBaseName OPTIONAL,
    resultCode                   [3] ResultCode OPTIONAL,
    localSequenceNumber          [4] LocalSequenceNumber OPTIONAL,
    timeOfFirstUsage             [5] TimeStamp OPTIONAL,
    timeOfLastUsage              [6] TimeStamp OPTIONAL,
    timeUsage                    [7] CallDuration OPTIONAL,
    serviceConditionChange       [8] ServiceConditionChange,
    qosInformationNeg            [9] QoSInformation OPTIONAL,
    sgsn-Address                 [10] GSNAddress OPTIONAL,
    sGSNPLMNIIdentifier          [11] SGSNPLMNIIdentifier OPTIONAL,
    datavolumeFBCUpLink         [12] DataVolumeGPRS OPTIONAL,
    datavolumeFBCDownLink       [13] DataVolumeGPRS OPTIONAL,
    timeOfReport                 [14] TimeStamp,
    rATType                      [15] RATType OPTIONAL,

```



```

    failureHandlingContinue      [16] FailureHandlingContinue OPTIONAL,
    serviceIdentifier            [17] ServiceIdentifier OPTIONAL,
    pSFurnishChargingInformation [18] PSFurnishChargingInformation OPTIONAL
}

ChangeLocation ::= SEQUENCE
{
    --
    -- used in SGSNMMRecord only
    --
    locationAreaCode      [0] LocationAreaCode,
    routingAreaCode       [1] RoutingAreaCode,
    cellId                 [2] CellId OPTIONAL,
    changeTime             [3] TimeStamp
}

ChargingCharacteristics ::= OCTET STRING (SIZE(2))
--
-- Bit 0-3: Profile Index
-- Bit 4-15: For Behavior
--

ChargingID ::= INTEGER (0..4294967295)
--
-- Generated in GGSN, part of PDP context, see TS 23.060
-- 0..4294967295 is equivalent to 0..2**32-1
--

ChargingRuleBaseName ::= IA5String (SIZE(1..16))
--
-- identifier for the group of charging rules
-- see Charging-Rule-Base-Name AVP as desined in 3GPP TS 29.210 [85]

ChChSelectionMode ::= ENUMERATED
{
    sGSNSupplied          (0),    -- For GGSN only
    subscriptionSpecific (1),    -- For SGSN only
    aPNSpecific           (2),    -- For SGSN only
    homeDefault           (3),    -- For SGSN and GGSN
    roamingDefault        (4),    -- For SGSN and GGSN
    visitingDefault       (5)    -- For SGSN and GGSN
}

DataVolumeGPRS ::= INTEGER
--
-- The volume of data transferred in octets.
--

DynamicAddressFlag ::= BOOLEAN

ETSIAddress ::= AddressString
--
-- First octet for nature of address, and numbering plan indicator (3 for X.121)
-- Other octets TBCD
-- See TS 29.002
--

FailureHandlingContinue ::= BOOLEAN
--
-- This parameter is included when the failure handling procedure has been executed and new
-- containers are opened. This parameter shall be included in the first and subsequent
-- containers opened after the failure handling execution.
--

FFDAppendIndicator ::= BOOLEAN

FreeFormatData ::= OCTET STRING (SIZE(1..160))
--
-- Free formatted data as sent in the FurnishChargingInformationGPRS
-- see TS 29.078
--

GSNAddress ::= IPAddress

MSNetworkCapability ::= OCTET STRING (SIZE(1..8))
-- see 3G TS 24.008

NetworkInitiatedPDPContext ::= BOOLEAN

```

```
--
-- Set to true if PDP context was initiated from network side
--

NodeID ::= IA5String (SIZE(1..20))

NumberOfDPSEncountered ::= INTEGER

PDPAddress ::= CHOICE
{
  ipAddress          [0] IPAddress,
  eTSIAddress         [1] ETSIAddress
}

PDPTYPE ::= OCTET STRING (SIZE(2))
--
-- OCTET 1: PDP Type Organization
-- OCTET 2: PDP Type Number
-- See TS 29.060 [75]
--

PLMN-Id ::= OCTET STRING (SIZE (3))
--
-- This is a 1:1 copy from the Routing Area Identity (RAI) IE specified in TS 29.060 [75]
-- as follows:
-- OCTET 1 of PLMN-Id = OCTET 2 of RAI
-- OCTET 2 of PLMN-Id = OCTET 3 of RAI
-- OCTET 3 of PLMN-Id = OCTET 4 of RAI

PSFurnishChargingInformation ::= SEQUENCE
{
  pSFreeFormatData      [1] FreeFormatData,
  pSFFDAppendIndicator  [2] FFDAppendIndicator OPTIONAL
}

QoSInformation ::= OCTET STRING (SIZE (4..12))
--
-- This octet string
-- is a 1:1 copy of the contents (i.e. starting with octet 4) of the "Quality of
-- service Profile" information element specified in 3GPP TS 29.060 [75].

RatingGroup ::= INTEGER
--
-- IP service flow identity (DCCA), range of 4 byte (0..4294967259)
-- see Rating-Group AVP as used in 3GPP TS 32.299 [40]
--

RATType ::= INTEGER (0..255)
--
-- This integer is 1:1 copy of the RAT type value as defined in 3GPP TS 29.060 [75].
--

ResultCode ::= INTEGER
--
-- charging protocol return value, range of 4 byte (0..4294967259)
-- see Result-Code AVP as used in 3GPP 29.210 [85]
--
```

```

RoutingAreaCode ::= OCTET STRING (SIZE(1))
--
-- See TS 24.008 --
--

ServiceConditionChange ::= BIT STRING
{
  qoSChange                (0),
  sGSNChange              (1),
  sGSNPLMNIDChange        (2),
  tariffTimeSwitch        (3),
  pDPContextRelease       (4),
  rATChange               (5),
  serviceIdledOut         (6),
  qCTExpiry               (7),
  configurationChange      (8),
  serviceStop             (9),
  timeThresholdReached     (10),
  volumeThresholdReached  (11),
  timeExhausted           (13),
  volumeExhausted         (14),
  timeout                 (15),
  returnRequested         (16),
  reauthorisationRequest  (17),
  continueOngoingSession  (18),
  retryAndTerminateOngoingSession (19),
  terminateOngoingSession (20)
}
-- Bits 0-5 are cause values for Gn update/release and TTS
-- Bits 6-9 are cause values for service stop
-- Bits 10-14 are cause values for service reauthorization request
-- Bits 15-17 are cause values for quota return
-- Bits 18-20: are cause values for Failure Handling Procedure
-- Bits 21-32: are unused and will always be zero
-- some of the values are non-exclusive
-- serviceIdledOut - bit 6 is equivalent to service release by QHT

SCFAddress ::= AddressString
--
-- See TS 29.002
--

ServiceIdentifier ::= INTEGER (0..4294967295)
--
-- The service identifier is used to identify the service or the service component
-- the service data flow relates to. See Service-Identifier AVP as defined
-- in 3GPP TS 29.210 [85]
--

SGSNChange ::= BOOLEAN
--
-- present if first record after inter SGSN routing area update
-- in new SGSN
--

END

```

5.2.2.3 WLAN CDRs

This subclause contains the abstract syntax definitions that are specific to the CDR types defined in TS 32.252 [12].

5.2.3 Subsystem level CDR definitions

This subclause contains the syntax definitions of the CDRs on the subsystem level. At present, only the IM subsystem is defined in 3GPP, thus this subclause comprises the CDR types specified for the IMS in TS 32.260 [20].

5.2.3.1 IMS CDRs

This subclause contains the abstract syntax definitions that are specific to the CDR types defined in TS 32.260 [20].

```
IMSChargingDataTypes {itu-t identified-organization (4) etsi(0) mobileDomain (0) gsmUmtsNetwork (x)
charging (y) asn1Module (z) imsChargingDataTypes (3) version1 (1)} Editor's Note: what is the
correct structure of the OID?
```

```
DEFINITIONS IMPLICIT TAGS ::=
```

```
BEGIN
```

```
Exports everything
```

```
IMPORTS
```

```
IPAddress, LocalSequenceNumber, TimeStamp
```

```
FROM 3GPPGenericChargingDataTypes {itu-t identified-organization (4) etsi(0) mobileDomain (0)
gsmUmtsNetwork (x) charging (y) asn1Module (z) genericChargingDataTypes (0) version1 (1)}
```

```
IMSCallEventRecord ::= SET
```

```
{
  -- Fields used by several multimedia Record types ("Common fields"):
  -- (which field is used in which record type is defined in section 5.2.3)
  recordType                [0] CallEventRecordType,
  retransmission            [1] NULL OPTIONAL,
  sIP-Method                [2] SIP-Method OPTIONAL,
  role-of-Node              [3] Role-of-Node OPTIONAL,
  nodeAddress               [4] NodeAddress OPTIONAL,
  session-Id                [5] Session-Id OPTIONAL,
  calling-Party-Address     [6] InvolvedParty OPTIONAL,
  called-Party-Address      [7] InvolvedParty OPTIONAL,
  privateUserID             [8] GraphicString OPTIONAL,
  serviceRequestTimeStamp   [9] TimeStamp OPTIONAL,
  serviceDeliveryStartTime [10] TimeStamp OPTIONAL,
  serviceDeliveryEndTime    [11] TimeStamp OPTIONAL,
  recordOpeningTime         [12] TimeStamp OPTIONAL,
  recordClosureTime        [13] TimeStamp OPTIONAL,
  interOperatorIdentifiers  [14] InterOperatorIdentifierlist OPTIONAL,
  localRecordSequenceNumber [15] LocalSequenceNumber OPTIONAL,
  recordSequenceNumber      [16] INTEGER OPTIONAL,
  causeForRecordClosing     [17] CauseForRecordClosing OPTIONAL,
  incomplete-CDR-Indication [18] Incomplete-CDR-Indication OPTIONAL,
  iMS-Charging-Identifier   [19] IMS-Charging-Identifier OPTIONAL,
  list-Of-SDP-Media-Components [21] SEQUENCE OF Media-Components-List OPTIONAL,
  gGSNAddress               [22] NodeAddress OPTIONAL,
  serviceReasonReturnCode   [23] UTF8String OPTIONAL,
  list-Of-Message-Bodies    [24] SEQUENCE OF MessageBody OPTIONAL,
  recordExtensions          [25] RecordExtensions OPTIONAL,
  expiresInformation        [26] INTEGER OPTIONAL

  -- Space left for further "common fields"

  -- Particular fields used in the S-CSCF-recordType:
  applicationServersInformation[40] SEQUENCE OF ApplicationServersInformation OPTIONAL,

  -- Particular fields used in the P-CSCF-recordType:
  servedPartyIPAddress       [50] ServedPartyIPAddress OPTIONAL,

  -- Particular fields used in the I-CSCF-recordType:
  s-CSCF-Information        [61] S-CSCF-Information OPTIONAL,
  -- Particular fields used in the MRFC-recordType:
  service-Id                [70] Service-Id OPTIONAL,
  -- <Service-Id to be defined>

  -- Particular fields used in the MGCF-recordType:
  trunkGroupID              [80] TrunkGroupID OPTIONAL,
  bearerService              [81] TransmissionMedium OPTIONAL,

  -- Particular fields used in the BGCF-RecordType (start with tag 90):
```

```

-- <empty so far>

-- Particular fields used in the AS-RecordType:
serviceSpecificData      [100] OCTET STRING OPTIONAL
}

ACRInterimLost ::= ENUMERATED
{
  no (0),
  yes (1),
  unknown (2)
}

ApplicationServersInformation ::= SEQUENCE
{
  applicationServersInvolved      [0] NodeAddress OPTIONAL,
  applicationProvidedCalledParties [1] SEQUENCE OF InvolvedParty OPTIONAL
}

```

Editor's note: alignment of the syntax below with other domains / generic module required.

```

CauseForRecordClosing ::= ENUMERATED
{
  serviceDeliveryEndSuccessfully (0),
  unSuccessfulServiceDelivery (1),
  timeLimit (3),
  serviceChange (4), -- e.g. change in media due to Re-Invite
  managementIntervention (5), -- partial record generation reasons to be added
-- Additional codes are for further study
}

```

```

IMS-Charging-Identifier ::= OCTET STRING

```

```

Incomplete-CDR-Indication ::= SET
{
  aCRStartLost[0] BOOLEAN, -- TRUE if ACR[Start] was lost, FALSE otherwise
  aCRInterimLost[1] ACRInterimLost,
  aCRStopLost[2] BOOLEAN -- TRUE if ACR[Stop] was lost, FALSE otherwise
}

```

```

InterOperatorIdentifierlist ::= SEQUENCE OF InterOperatorIdentifiers

```

```

InterOperatorIdentifiers ::= SEQUENCE
{
  originatingIOI[0] GraphicString OPTIONAL,
  terminatingIOI[1] GraphicString OPTIONAL
}

```

```

InvolvedParty ::= CHOICE
{
  sIP-URI[0] GraphicString, -- refer to rfc3261
  tEL-URI[1] GraphicString -- refer to rfc3966
}

```

Editor's note: the constructs below are imported from the generic module

```

Media-Components-List ::= SEQUENCE
{
  sIP-Request-Timestamp [0] TimeStamp OPTIONAL,
  sIP-Response-Timestamp [1] TimeStamp OPTIONAL,
  sDP-Media-Components [2] SEQUENCE OF SDP-Media-Component OPTIONAL,
  mediaInitiatorFlag [3] NULL OPTIONAL,
  sDP-Session-Description [4] SEQUENCE OF GraphicSTRING OPTIONAL
}

```

```

MessageBody ::= SEQUENCE
{
  Content-Type [0] GraphicString OPTIONAL,
  Content-Disposition [1] GraphicString OPTIONAL,
  Content-Length [2] INTEGER OPTIONAL,
  Originator [3] InvolvedParty OPTIONAL
}

```

Editor's note: alignment of the syntax below with other domains / generic module required.

```

NodeAddress ::= CHOICE

```

```
{
  ipAddress [0] IPAddress,
  domainName[1] GraphicString
}
```

Editor"s note: alignment of the syntax below with other domains / generic module required.

```
RecordExtensions ::= SEQUENCE
```

```
{
  -- ...
  -- operator specific record extensions
  -- ...
}
```

```
Role-of-Node ::= ENUMERATED
```

```
{
  originating (0),
  terminating (1),
  proxy (2),
  b2bua (3)
}
```

```
S-CSCF-Information ::= SEQUENCE
```

```
{
  mandatoryCapabilities [0] SEQUENCE OF GraphicString OPTIONAL,
  optionalCapabilities [1] SEQUENCE OF GraphicString OPTIONAL,
  serverName [2] GraphicString OPTIONAL
}
```

```
SDP-Media-Component ::= SEQUENCE
```

```
{
  sDP-Media-Name [0] GraphicString OPTIONAL,
  sDP-Media-Descriptions [1] SDP-Media-Description OPTIONAL,
  gPRS-Charging-Id [2] INTEGER OPTIONAL,
  authorized-QoS [3] GraphicString OPTIONAL
}
```

```
SDP-Media-Description ::= SEQUENCE OF GraphicString OPTIONAL,
```

```
ServedPartyIPAddress ::= IPAddress
```

```
Session-Id ::= GraphicString
```

```
--
-- rfc3261: example for SIP Call-ID: f81d4fae-7dec-11d0-a765-00a0c91e6bf6@foo.bar.com
--
```

```
Sip-Method ::= GraphicString
```

```
TransmissionMedium ::= SEQUENCE {
  -- Transmission Medium Required, refer to ITU-T Q.763:
  tMR[0] OCTET STRING (SIZE (1)) OPTIONAL,
  -- Transmission Medium USED, refer to ITU-T Q.763:
  tMU[1] OCTET STRING (SIZE (1)) OPTIONAL
}
```

Editor"s note: alignment of the syntax below with other domains / generic module required.

```
TrunkGroupID ::= CHOICE {
  incoming[0] GraphicString,
  outgoing[1] GraphicString
}
```

```
END
```

5.2.4 Service level CDR definitions

This subclause contains the syntax definitions of the CDRs on the service level. This comprises the CDR types from the MMS (TS 32.270 [30]), the LCS (TS 32.271 [31]), PoC (TS 32.272 [32]) and MBMS (TS 32.273 [33]) services.

5.2.4.1 MMS CDRs

This subclause contains the abstract syntax definitions that are specific to the CDR types defined in TS 32.270 [30].

```
MMSChargingDataTypes {itu-t identified-organization (4) etsi(0) mobileDomain (0) gsmUmtsNetwork (x)
charging (y) asnlModule (z) mmsChargingDataTypes (4) version1 (1)}} Editor's Note: what is the
correct structure of the OID?
```

```
DEFINITIONS IMPLICIT TAGS ::=
```

```
BEGIN
```

```
EXPORTS everything
```

```
IMPORTS
```

```
CallDuration, CallEventRecordType, CallReference, ChargeIndicator, IPAddress, LocalSequenceNumber,
ManagementExtensions, MscNo, MSISDN, TimeStamp
```

```
FROM 3GPPGenericChargingDataTypes {itu-t identified-organization (4) etsi(0) mobileDomain (0)
gsmUmtsNetwork (x) charging (y) asnlModule (z) genericChargingDataTypes (0) version1 (1)}
```

```
ChargingID, GSNAddress, PLMN-Id, RATType
```

```
FROM GPRSChargingDataTypes {itu-t identified-organization (4) etsi (0) mobileDomain (0)
gsmUmtsNetwork (x) charging (y) asnlModule (z) gprsChargingDataTypes (2) version1 (1)}
```

```
--
-- see TS 32.251 [11]
--
```

```
-----
--
-- MMS CALL AND EVENT RECORDS
--
-----
```

```
MMO1SRecord ::= SET
```

```
{
  recordType                [0] CallEventRecordType,
  originatorMmsRSAddress    [1] MMSRSAddress,
  messageID                  [2] OCTET STRING,
  replyChargingID           [3] OCTET STRING OPTIONAL,
  originatorAddress         [4] MMSAgentAddress,
  recipientAddresses        [5] MMSAgentAddresses,
  accessCorrelation         [6] AccessCorrelation OPTIONAL,
  contentType               [7] ContentType,
  mmComponentType           [8] MMComponentType OPTIONAL,
  messageSize               [9] DataVolume,
  messageClass              [10] MessageClass OPTIONAL,
  chargeInformation         [11] ChargeInformation OPTIONAL,
  submissionTime            [12] TimeStamp OPTIONAL,
  timeOfExpiry              [13] WaitTime OPTIONAL,
  earliestTimeOfDelivery    [14] WaitTime OPTIONAL,
  durationOfTransmission    [15] INTEGER OPTIONAL,
  requestStatusCode         [16] RequestStatusCodeType OPTIONAL,
  deliveryReportRequested   [17] BOOLEAN OPTIONAL,
  replyCharging             [18] BOOLEAN OPTIONAL,
  replyDeadline             [19] WaitTime OPTIONAL,
  replyChargingSize         [20] DataVolume OPTIONAL,
  priority                  [21] PriorityType OPTIONAL,
  senderVisibility          [22] BOOLEAN OPTIONAL,
  readReplyRequested        [23] BOOLEAN OPTIONAL,
  statusText                [24] StatusTextType,
  recordTimeStamp           [25] TimeStamp,
  localSequenceNumber       [26] LocalSequenceNumber OPTIONAL,
  recordExtensions          [27] ManagementExtensions OPTIONAL,
  mMBoxStorageInformation   [28] MMBoxStorageInformation OPTIONAL,
  mscfInformation           [29] MSCFInformation OPTIONAL,
```

```

    sGSNPLMNIdentifier      [30] PLMN-Id OPTIONAL,
    rATType                 [31] RATType OPTIONAL
}

MMO4FRqRecord ::= SET
{
    recordType              [0] CallEventRecordType,
    originatorMmsRSAddress [1] MMSRSAddress,
    recipientMmsRSAddress  [2] MMSRSAddress,
    messageID              [3] OCTET STRING,
    mms3GPPVersion         [4] OCTET STRING OPTIONAL,
    originatorAddress      [5] MMSAgentAddress,
    recipientAddresses     [6] MMSAgentAddresses,
    contentType           [7] ContentType,
    mmComponentType       [8] MMComponentType OPTIONAL,
    messageSize            [9] DataVolume,
    messageClass          [10] MessageClass OPTIONAL,
    submissionTime        [11] TimeStamp,
    timeOfExpiry          [12] WaitTime OPTIONAL,
    deliveryReportRequested [13] BOOLEAN,
    priority               [14] PriorityType OPTIONAL,
    senderVisibility       [15] BOOLEAN,
    readReplyRequested     [16] BOOLEAN,
    acknowledgementRequest [17] BOOLEAN,
    forwardCounter        [18] INTEGER OPTIONAL,
    forwardingAddress      [19] MMSAgentAddresses OPTIONAL,
    recordTimeStamp        [20] TimeStamp,
    localSequenceNumber   [21] LocalSequenceNumber OPTIONAL,
    recordExtensions       [22] ManagementExtensions OPTIONAL
}

MMO4FRsRecord ::= SET
{
    recordType              [0] CallEventRecordType,
    originatorMmsRSAddress [1] MMSRSAddress OPTIONAL,
    recipientMmsRSAddress  [2] MMSRSAddress,
    messageID              [3] OCTET STRING,
    mms3GPPVersion         [4] OCTET STRING OPTIONAL,
    requestStatusCodeType [5] RequestStatusCodeType OPTIONAL,
    statusText             [6] StatusTextType OPTIONAL,
    recordTimeStamp        [7] TimeStamp OPTIONAL,
    localSequenceNumber   [8] LocalSequenceNumber OPTIONAL,
    recordExtensions       [9] ManagementExtensions OPTIONAL
}

MMO4DRecord ::= SET
{
    recordType              [0] CallEventRecordType,
    recipientMmsRSAddress  [1] MMSRSAddress OPTIONAL,
    originatorMmsRSAddress [2] MMSRSAddress OPTIONAL,
    messageID              [3] OCTET STRING,
    mms3GPPVersion         [4] OCTET STRING OPTIONAL,
    originatorAddress      [5] MMSAgentAddress OPTIONAL,
    recipientAddress       [6] MMSAgentAddress,
    mmDateAndTime         [7] TimeStamp,
    acknowledgementRequest [8] BOOLEAN,
    mmStatusCode          [9] MMStatusCodeType,
    statusText            [10] StatusTextType OPTIONAL,
    recordTimeStamp        [11] TimeStamp OPTIONAL,
    localSequenceNumber   [12] LocalSequenceNumber OPTIONAL,
    recordExtensions       [13] ManagementExtensions OPTIONAL
}

MMO1dRecord ::= SET
{
    recordType              [0] CallEventRecordType,
    recipientMmsRSAddress  [1] MMSRSAddress OPTIONAL,
    originatorMmsRSAddress [2] MMSRSAddress OPTIONAL,
    accessCorrelation     [3] AccessCorrelation OPTIONAL,
    messageID              [4] OCTET STRING,
    mms3GPPVersion         [5] OCTET STRING OPTIONAL,
    originatorAddress      [6] MMSAgentAddress OPTIONAL,
    recipientAddress       [7] MMSAgentAddress,
    mmStatusCode          [8] MMStatusCodeType OPTIONAL,
    recordTimeStamp        [9] TimeStamp OPTIONAL,
    localSequenceNumber   [10] LocalSequenceNumber OPTIONAL,
    recordExtensions       [11] ManagementExtensions OPTIONAL,
    sGSNPLMNIdentifier     [12] PLMN-Id OPTIONAL,
}

```



```

    rATType          [13] RATType OPTIONAL
  }
MMO4RRecord ::= SET
{
  recordType          [0] CallEventRecordType,
  recipientMmsRSAddress [1] MMSRSAddress OPTIONAL,
  originatorMmsRSAddress [2] MMSRSAddress OPTIONAL,
  messageID           [3] OCTET STRING,
  mms3GPPVersion      [4] OCTET STRING OPTIONAL,
  originatorAddress    [5] MMSAgentAddress OPTIONAL,
  recipientAddresses   [6] MMSAgentAddresses OPTIONAL,
  mmDateAndTime       [7] TimeStamp OPTIONAL,
  acknowledgementRequest [8] BOOLEAN,
  readStatus          [9] MMStatusCodeType OPTIONAL,
  statusText          [10] StatusTextType OPTIONAL,
  recordTimeStamp      [11] TimeStamp OPTIONAL,
  localSequenceNumber [12] LocalSequenceNumber OPTIONAL,
  recordExtensions     [13] ManagementExtensions OPTIONAL
}

MMO1RRecord ::= SET
{
  recordType          [0] CallEventRecordType,
  recipientMmsRSAddress [1] MMSRSAddress OPTIONAL,
  originatorMmsRSAddress [2] MMSRSAddress OPTIONAL,
  accessCorrelation    [3] AccessCorrelation OPTIONAL,
  messageID           [4] OCTET STRING,
  mms3GPPVersion      [5] OCTET STRING OPTIONAL,
  originatorAddress    [6] MMSAgentAddress OPTIONAL,
  recipientAddress      [7] MMSAgentAddress OPTIONAL,
  readStatus          [8] MMStatusCodeType OPTIONAL,
  recordTimeStamp      [9] TimeStamp OPTIONAL,
  localSequenceNumber [10] LocalSequenceNumber OPTIONAL,
  recordExtensions     [11] ManagementExtensions OPTIONAL,
  sGSNPLMNIdentifier   [12] PLMN-Id OPTIONAL,
  rATType             [13] RATType OPTIONAL
}

MMOMDRecord ::= SET
{
  recordType          [0] CallEventRecordType,
  originatorMmsRSAddress [1] MMSRSAddress OPTIONAL,
  recipientMmsRSAddress [2] MMSRSAddress OPTIONAL,
  messageID           [3] OCTET STRING,
  messageSize         [4] DataVolume OPTIONAL,
  mmStatusCode        [5] MMStatusCodeType OPTIONAL,
  statusText          [6] StatusTextType OPTIONAL,
  recordTimeStamp      [7] TimeStamp OPTIONAL,
  localSequenceNumber [8] LocalSequenceNumber OPTIONAL,
  recordExtensions     [9] ManagementExtensions OPTIONAL
}

MMR4FRecord ::= SET
{
  recordType          [0] CallEventRecordType,
  recipientMmsRSAddress [1] MMSRSAddress,
  originatorMmsRSAddress [2] MMSRSAddress,
  messageID           [3] OCTET STRING,
  mms3GPPVersion      [4] OCTET STRING OPTIONAL,
  originatorAddress    [5] MMSAgentAddress,
  recipientAddresses   [6] MMSAgentAddresses,
  contentType         [7] ContentType,
  mmComponentType     [8] MMComponentType OPTIONAL,
  messageSize         [9] DataVolume,
  messageClass        [10] MessageClass OPTIONAL,
  submissionTime      [11] TimeStamp,
  timeOfExpiry        [12] WaitTime OPTIONAL,
  deliveryReportRequested [13] BOOLEAN,
  priority            [14] PriorityType OPTIONAL,
  senderVisibility    [15] BOOLEAN,
  readReplyRequested  [16] BOOLEAN,
  requestStatusCode   [17] RequestStatusCodeType,
  statusText          [18] StatusTextType,
  acknowledgementRequest [19] BOOLEAN,
  forwardCounter      [20] INTEGER OPTIONAL,
  forwardingAddress    [21] MMSAgentAddresses OPTIONAL,
  recordTimeStamp      [22] TimeStamp,

```

```

    localSequenceNumber      [23] LocalSequenceNumber OPTIONAL,
    recordExtensions          [24] ManagementExtensions OPTIONAL
}

MMRlNRqRecord ::= SET
{
    recordType                [0] CallEventRecordType,
    recipientMmsRSAddress     [1] MMSRSAddress,
    messageID                 [2] OCTET STRING,
    replyChargingID           [3] OCTET STRING OPTIONAL,
    senderAddress              [4] MMSAgentAddress,
    recipientAddress          [5] MMSAgentAddress,
    accessCorrelation         [6] AccessCorrelation OPTIONAL,
    messageClass              [7] MessageClass OPTIONAL,
    mmComponentType           [8] MMComponentType OPTIONAL,
    messageSize               [9] DataVolume,
    timeOfExpiry              [10] WaitTime OPTIONAL,
    messageReference          [11] OCTET STRING,
    deliveryReportRequested   [12] BOOLEAN OPTIONAL,
    replyCharging              [13] BOOLEAN OPTIONAL,
    replyDeadline              [14] WaitTime OPTIONAL,
    replyChargingSize         [15] DataVolume OPTIONAL,
    mmStatusCode              [16] MMStatusCodeType OPTIONAL,
    statusText                [17] StatusTextType OPTIONAL,
    recordTimeStamp           [18] TimeStamp OPTIONAL,
    localSequenceNumber       [19] LocalSequenceNumber OPTIONAL,
    recordExtensions          [20] ManagementExtensions OPTIONAL,
    mscfInformation           [21] MSCFInformation OPTIONAL,
    vaspID                    [22] OCTET STRING OPTIONAL,
    vasID                     [23] OCTET STRING OPTIONAL,
    sGSNPLMNIdentifier        [24] PLMN-Id OPTIONAL,
    rATType                   [25] RATType OPTIONAL
}

MMRlNRsRecord ::= SET
{
    recordType                [0] CallEventRecordType,
    recipientMmsRSAddress     [1] MMSRSAddress,
    messageID                 [2] OCTET STRING,
    recipientAddress          [3] MMSAgentAddress,
    accessCorrelation         [4] AccessCorrelation OPTIONAL,
    reportAllowed             [5] BOOLEAN OPTIONAL,
    mmStatusCode              [6] MMStatusCodeType OPTIONAL,
    statusText                [7] StatusTextType OPTIONAL,
    recordTimeStamp           [8] TimeStamp OPTIONAL,
    localSequenceNumber       [9] LocalSequenceNumber OPTIONAL,
    recordExtensions          [10] ManagementExtensions OPTIONAL,
    sGSNPLMNIdentifier        [11] PLMN-Id OPTIONAL,
    rATType                   [12] RATType OPTIONAL
}

MMRlRtRecord ::= SET
{
    recordType                [0] CallEventRecordType,
    recipientMmsRSAddress     [1] MMSRSAddress,
    messageID                 [2] OCTET STRING,
    replyChargingID           [3] OCTET STRING OPTIONAL,
    senderAddress              [4] MMSAgentAddress OPTIONAL,
    recipientAddress          [5] MMSAgentAddress,
    accessCorrelation         [6] AccessCorrelation OPTIONAL,
    contentType               [7] ContentType,
    mmComponentType           [8] MMComponentType OPTIONAL,
    messageClass              [9] MessageClass OPTIONAL,
    submissionTime            [10] TimeStamp,
    messageSize               [11] DataVolume OPTIONAL,
    deliveryReportRequested   [12] BOOLEAN OPTIONAL,
    priority                   [13] PriorityType OPTIONAL,
    readReplyRequested        [14] BOOLEAN OPTIONAL,
    mmStatusCode              [15] MMStatusCodeType OPTIONAL,
    statusText                [16] StatusTextType OPTIONAL,
    replyDeadline              [17] WaitTime OPTIONAL,
    replyChargingSize         [18] DataVolume OPTIONAL,
    durationOfTransmission    [19] INTEGER OPTIONAL,
    timeOfExpiry              [20] WaitTime OPTIONAL,
    recordTimeStamp           [21] TimeStamp OPTIONAL,
    localSequenceNumber       [22] LocalSequenceNumber OPTIONAL,
    recordExtensions          [23] ManagementExtensions OPTIONAL,
    messageReference          [24] OCTET STRING,
}

```

```

    vaspID                [25] OCTET STRING OPTIONAL,
    vasID                 [26] OCTET STRING OPTIONAL,
    sGSNPLMNIdentifier    [27] PLMN-Id OPTIONAL,
    rATType               [28] RATType OPTIONAL
}

MMR1ARecord ::= SET
{
    recordType            [0] CallEventRecordType,
    recipientMmsRSAddress [1] MMSRSAddress,
    messageID             [2] OCTET STRING,
    recipientAddress      [3] MMSAgentAddress,
    accessCorrelation     [4] AccessCorrelation OPTIONAL,
    reportAllowed         [5] BOOLEAN OPTIONAL,
    mmStatusCode          [6] MMStatusCodeType OPTIONAL,
    statusText            [7] StatusTextType OPTIONAL,
    recordTimeStamp       [8] TimeStamp OPTIONAL,
    localSequenceNumber   [9] LocalSequenceNumber OPTIONAL,
    recordExtensions      [10] ManagementExtensions OPTIONAL,
    sGSNPLMNIdentifier    [11] PLMN-Id OPTIONAL,
    rATType               [12] RATType OPTIONAL
}

MMR4DRqRecord ::= SET
{
    recordType            [0] CallEventRecordType,
    recipientMmsRSAddress [1] MMSRSAddress,
    originatorMmsRSAddress [2] MMSRSAddress,
    messageID             [3] OCTET STRING,
    mms3GPPVersion        [4] OCTET STRING OPTIONAL,
    originatorAddress     [5] MMSAgentAddress,
    recipientAddress      [6] MMSAgentAddress,
    mmDateAndTime         [7] TimeStamp OPTIONAL,
    acknowledgementRequest [8] BOOLEAN,
    mmStatusCode          [9] MMStatusCodeType OPTIONAL,
    statusText            [10] StatusTextType OPTIONAL,
    recordTimeStamp       [11] TimeStamp OPTIONAL,
    localSequenceNumber   [12] LocalSequenceNumber OPTIONAL,
    recordExtensions      [13] ManagementExtensions OPTIONAL
}

MMR4DRsRecord ::= SET
{
    recordType            [0] CallEventRecordType,
    recipientMmsRSAddress [1] MMSRSAddress,
    originatorMmsRSAddress [2] MMSRSAddress,
    messageID             [3] OCTET STRING,
    mms3GPPVersion        [4] OCTET STRING OPTIONAL,
    requestStatusCode     [5] RequestStatusCodeType OPTIONAL,
    statusText            [6] StatusTextType OPTIONAL,
    recordTimeStamp       [7] TimeStamp OPTIONAL,
    localSequenceNumber   [8] LocalSequenceNumber OPTIONAL,
    recordExtensions      [9] ManagementExtensions OPTIONAL
}

MMR1RRRecord ::= SET
{
    recordType            [0] CallEventRecordType,
    recipientMmsRSAddress [1] MMSRSAddress,
    messageID             [2] OCTET STRING,
    recipientAddress      [3] MMSAgentAddress,
    originatorAddress     [4] MMSAgentAddress,
    accessCorrelation     [5] AccessCorrelation OPTIONAL,
    mmStatusCode          [6] MMStatusCodeType OPTIONAL,
    statusText            [7] StatusTextType OPTIONAL,
    recordTimeStamp       [8] TimeStamp OPTIONAL,
    localSequenceNumber   [9] LocalSequenceNumber OPTIONAL,
    recordExtensions      [10] ManagementExtensions OPTIONAL,
    sGSNPLMNIdentifier    [11] PLMN-Id OPTIONAL,
    rATType               [12] RATType OPTIONAL
}

MMR4RRqRecord ::= SET
{
    recordType            [0] CallEventRecordType,
    recipientMmsRSAddress [1] MMSRSAddress,
    originatorMmsRSAddress [2] MMSRSAddress,
    messageID             [3] OCTET STRING,

```

```

mms3GPPVersion          [4]  OCTET STRING OPTIONAL,
originatorAddress       [5]  MMSAgentAddress,
recipientAddress        [6]  MMSAgentAddress,
mmDateAndTime          [7]  TimeStamp OPTIONAL,
acknowledgementRequest [8]  BOOLEAN,
mmStatusCode           [9]  MMStatusCodeType OPTIONAL,
statusText             [10] StatusTextType OPTIONAL,
recordTimeStamp        [11] TimeStamp OPTIONAL,
localSequenceNumber    [12] LocalSequenceNumber OPTIONAL,
recordExtensions       [13] ManagementExtensions OPTIONAL
}

MMR4RRsRecord ::= SET
{
  recordType              [0]  CallEventRecordType,
  recipientMmsRSAddress  [1]  MMSRSAddress,
  originatorMmsRSAddress [2]  MMSRSAddress,
  messageID               [3]  OCTET STRING,
  mms3GPPVersion         [4]  OCTET STRING OPTIONAL,
  requestStatusCode      [5]  RequestStatusCodeType OPTIONAL,
  statusText             [6]  StatusTextType OPTIONAL,
  recordTimeStamp        [7]  TimeStamp OPTIONAL,
  localSequenceNumber    [8]  LocalSequenceNumber OPTIONAL,
  recordExtensions       [9]  ManagementExtensions OPTIONAL
}

MMRMDRecord ::= SET
{
  recordType              [0]  CallEventRecordType,
  originatorMmsRSAddress [1]  MMSRSAddress,
  recipientMmsRSAddress  [2]  MMSRSAddress OPTIONAL,
  messageID              [3]  OCTET STRING,
  messageSize            [4]  DataVolume,
  mmStatusCode           [5]  MMStatusCodeType OPTIONAL,
  statusText             [6]  StatusTextType OPTIONAL,
  recordTimeStamp        [7]  TimeStamp OPTIONAL,
  localSequenceNumber    [8]  LocalSequenceNumber OPTIONAL,
  recordExtensions       [9]  ManagementExtensions OPTIONAL
}

MMFRecord ::= SET
{
  recordType              [0]  CallEventRecordType,
  forwardingMmsRSAddress [1]  MMSRSAddress,
  messageID               [2]  OCTET STRING,
  forwardingAddress       [3]  MMSAgentAddress,
  recipientAddresses     [4]  MMSAgentAddresses,
  chargeInformation      [5]  ChargeInformation OPTIONAL,
  timeOfExpiry           [6]  WaitTime OPTIONAL,
  earliestTimeOfDelivery [7]  WaitTime OPTIONAL,
  deliveryReportRequested [8]  BOOLEAN OPTIONAL,
  readReplyRequested     [9]  BOOLEAN OPTIONAL,
  messageReference       [10] OCTET STRING,
  mmStatusCode           [11] MMStatusCodeType OPTIONAL,
  statusText             [12] StatusTextType OPTIONAL,
  recordTimeStamp        [13] TimeStamp OPTIONAL,
  localSequenceNumber    [14] LocalSequenceNumber OPTIONAL,
  recordExtensions       [15] ManagementExtensions OPTIONAL,
  mMBoxStorageInformation [16] MMBoxStorageInformation OPTIONAL
}

MMBx1SRecord ::= SET
{
  recordType              [0]  CallEventRecordType,
  mmsRelayAddress        [1]  IPAddress,
  managingAddress        [2]  MMSAgentAddress,
  accessCorrelation      [3]  AccessCorrelation OPTIONAL,
  contentType            [4]  ContentType OPTIONAL,
  messageSize            [5]  DataVolume OPTIONAL,
  messageReference       [6]  OCTET STRING OPTIONAL,
  mmState                [7]  OCTET STRING OPTIONAL,
  mmFlags                [8]  OCTET STRING OPTIONAL,
  storeStatus            [9]  StoreStatus OPTIONAL,
  storeStatusText        [10] StatusTextType OPTIONAL,
  sequenceNumber         [11] INTEGER OPTIONAL,
  timeStamp              [12] TimeStamp OPTIONAL,
  recordExtensions       [13] ManagementExtensions OPTIONAL,
  sGSNPLMNIdentifier     [14] PLMN-Id OPTIONAL,

```

```

    rATType          [15] RATType OPTIONAL
  }
MMBx1VRecord ::= SET
{
  recordType          [0] CallEventRecordType,
  mmsRelayAddress     [1] IPAddress,
  managingAddress     [2] MMSAgentAddress,
  accessCorrelation   [3] AccessCorrelation OPTIONAL,
  attributesList      [4] AttributesList OPTIONAL,
  messageSelection     [5] MessageSelection OPTIONAL,
  start               [6] INTEGER OPTIONAL,
  limit               [7] INTEGER OPTIONAL,
  totalsRequested     [8] BOOLEAN OPTIONAL,
  quotasRequested     [9] BOOLEAN OPTIONAL,
  mmListing           [10] AttributesList OPTIONAL,
  requestStatusCode   [11] RequestStatusCodeType OPTIONAL,
  statusText          [12] StatusTextType OPTIONAL,
  totals              [13] Totals OPTIONAL,
  quotas              [14] Quotas OPTIONAL,
  sequenceNumber      [15] INTEGER OPTIONAL,
  timeStamp           [16] TimeStamp OPTIONAL,
  recordExtensions    [17] ManagementExtensions OPTIONAL,
  sGSNPLMNIdentifier [18] PLMN-Id OPTIONAL,
  rATType             [19] RATType OPTIONAL
}

MMBx1URecord ::= SET
{
  recordType          [0] CallEventRecordType,
  mmsRelayAddress     [1] IPAddress,
  managingAddress     [2] MMSAgentAddress,
  accessCorrelation   [3] AccessCorrelation OPTIONAL,
  recipientsAddressList [4] MMSAgentAddresses,
  messageClass        [5] MessageClass OPTIONAL,
  uploadTime          [6] TimeStamp OPTIONAL,
  timeOfExpiry        [7] WaitTime OPTIONAL,
  earliestTimeOfDelivery [8] WaitTime OPTIONAL,
  priority            [9] Priority OPTIONAL,
  mmState             [10] OCTET STRING OPTIONAL,
  mmFlags             [11] OCTET STRING OPTIONAL,
  contentType         [12] ContentType OPTIONAL,
  messageSize         [13] DataVolume OPTIONAL,
  messageReference    [14] OCTET STRING OPTIONAL,
  requestStatusCode   [15] RequestStatusCodeType OPTIONAL,
  statusText          [16] StatusTextType OPTIONAL,
  sequenceNumber      [17] INTEGER OPTIONAL,
  timeStamp           [18] TimeStamp OPTIONAL,
  recordExtensions    [19] ManagementExtensions OPTIONAL,
  sGSNPLMNIdentifier [20] PLMN-Id OPTIONAL,
  rATType             [21] RATType OPTIONAL
}

MMBx1DRecord ::= SET
{
  recordType          [0] CallEventRecordType,
  mmsRelayAddress     [1] IPAddress,
  managingAddress     [2] MMSAgentAddress,
  accessCorrelation   [3] AccessCorrelation OPTIONAL,
  messageReference    [4] OCTET STRING OPTIONAL,
  requestStatusCode   [5] RequestStatusCodeType OPTIONAL,
  statusText          [6] StatusTextType OPTIONAL,
  sequenceNumber      [7] INTEGER OPTIONAL,
  timeStamp           [8] TimeStamp OPTIONAL,
  recordExtensions    [9] ManagementExtensions OPTIONAL,
  sGSNPLMNIdentifier [20] PLMN-Id OPTIONAL,
  rATType             [21] RATType OPTIONAL
}

MM7SRecord ::= SET
{
  recordType          [0] CallEventRecordType,
  originatorMmsRSAddress [1] MMSRSAddress,
  linkedID            [2] OCTET STRING OPTIONAL,
  vaspID              [3] OCTET STRING,
  vasID               [4] OCTET STRING,
  messageID           [5] OCTET STRING,
}

```

```

originatorAddress      [6] MMSAgentAddress,
recipientAddresses     [7] MMSAgentAddresses,
serviceCode            [8] OCTET STRING OPTIONAL,
contentType            [9] ContentType,
mmComponentType       [10] MMComponentType OPTIONAL,
messageSize           [11] DataVolume,
messageClass          [12] MessageClass OPTIONAL,
chargeInformation      [13] ChargeInformation OPTIONAL,
submissionTime        [14] TimeStamp OPTIONAL,
timeOfExpiry          [15] WaitTime OPTIONAL,
earliestTimeOfDelivery [16] WaitTime OPTIONAL,
deliveryReportRequested [17] BOOLEAN OPTIONAL,
readReplyRequested    [18] BOOLEAN OPTIONAL,
replyCharging         [19] BOOLEAN OPTIONAL,
replyDeadline         [20] WaitTime OPTIONAL,
replyChargingSize     [21] DataVolume OPTIONAL,
priority              [22] PriorityType OPTIONAL,
messageDistributionIndicator [23] BOOLEAN OPTIONAL,
requestStatusCode     [24] RequestStatusCodeType OPTIONAL,
statusText            [25] StatusTextType OPTIONAL,
recordTimeStamp       [26] TimeStamp,
localSequenceNumber   [27] LocalSequenceNumber OPTIONAL,
recordExtensions      [28] ManagementExtensions OPTIONAL,
mscfInformation       [29] MSCFInformation OPTIONAL
}

```

```
MM7DRqRecord ::= SET
```

```

{
  recordType           [0] CallEventRecordType,
  recipientMmsRSAddress [1] MMSRSAddress,
  linkedID             [2] OCTET STRING OPTIONAL,
  replyChargingID      [3] OCTET STRING OPTIONAL,
  originatorAddress    [4] MMSAgentAddress,
  recipientAddress     [5] MMSAgentAddress,
  mmComponentType      [6] MMComponentType OPTIONAL,
  messageSize          [7] DataVolume,
  contentType          [8] ContentType,
  priority             [9] PriorityType OPTIONAL,
  recordTimeStamp      [10] TimeStamp OPTIONAL,
  localSequenceNumber  [11] LocalSequenceNumber OPTIONAL,
  recordExtensions     [12] ManagementExtensions OPTIONAL
}

```

```
MM7DRsRecord ::= SET
```

```

{
  recordType           [0] CallEventRecordType,
  recipientMmsRSAddress [1] MMSRSAddress,
  messageID            [2] OCTET STRING,
  recipientAddress     [3] MMSAgentAddress,
  serviceCode          [4] OCTET STRING OPTIONAL,
  requestStatusCode    [5] RequestStatusCodeType OPTIONAL,
  statusText           [6] StatusTextType OPTIONAL,
  recordTimeStamp      [7] TimeStamp OPTIONAL,
  localSequenceNumber  [8] LocalSequenceNumber OPTIONAL,
  recordExtensions     [9] ManagementExtensions OPTIONAL
}

```

```
MM7CRecord ::= SET
```

```

{
  recordType           [0] CallEventRecordType,
  originatorMmsRSAddress [1] MMSRSAddress,
  vaspID               [2] OCTET STRING,
  vasID                [3] OCTET STRING,
  messageID            [4] OCTET STRING,
  originatorAddress    [5] MMSAgentAddress,
  serviceCode          [6] OCTET STRING OPTIONAL,
  requestStatusCode    [7] RequestStatusCodeType OPTIONAL,
  statusText           [8] StatusTextType OPTIONAL,
  recordTimeStamp      [9] TimeStamp OPTIONAL,
  localSequenceNumber  [10] LocalSequenceNumber OPTIONAL,
  recordExtensions     [11] ManagementExtensions OPTIONAL
}

```

```
MM7RRRecord ::= SET
```

```

{
  recordType           [0] CallEventRecordType,
  originatorMmsRSAddress [1] MMSRSAddress,
  vaspID               [2] OCTET STRING,

```

```

vasID [3] OCTET STRING,
messageID [4] OCTET STRING,
originatorAddress [5] MMSAgentAddress,
serviceCode [6] OCTET STRING OPTIONAL,
contentType [7] ContentType,
submissionTime [8] TimeStamp OPTIONAL,
timeOfExpiry [9] WaitTime OPTIONAL,
earliestTimeOfDelivery [10] WaitTime OPTIONAL,
requestStatusCode [11] RequestStatusCodeType OPTIONAL,
statusText [12] StatusTextType OPTIONAL,
recordTimeStamp [13] TimeStamp OPTIONAL,
localSequenceNumber [14] LocalSequenceNumber OPTIONAL,
recordExtensions [15] ManagementExtensions OPTIONAL
}

```

```
MM7DRRqRecord ::= SET
```

```

{
  recordType [0] CallEventRecordType,
  recipientMmsRSAddress [1] MMSRSAddress OPTIONAL,
  messageID [2] OCTET STRING,
  originatorAddress [3] MMSAgentAddress OPTIONAL,
  recipientAddress [4] MMSAgentAddress,
  mmDateAndTime [5] TimeStamp OPTIONAL,
  mmStatusCode [6] MMStatusCodeTypeL,
  mmStatusText [7] StatusTextType OPTIONAL,
  recordTimeStamp [8] TimeStamp OPTIONAL,
  localSequenceNumber [9] LocalSequenceNumber OPTIONAL,
  recordExtensions [10] ManagementExtensions OPTIONAL
}

```

```
MM7DRRsRecord ::= SET
```

```

{
  recordType [0] CallEventRecordType,
  recipientMmsRSAddress [1] MMSRSAddress OPTIONAL,
  messageID [2] OCTET STRING,
  originatorAddress [3] MMSAgentAddress OPTIONAL,
  recipientAddress [4] MMSAgentAddress,
  requestStatusCode [5] RequestStatusCodeType OPTIONAL,
  statusText [6] StatusTextType OPTIONAL,
  recordTimeStamp [7] TimeStamp OPTIONAL,
  localSequenceNumber [8] LocalSequenceNumber OPTIONAL,
  recordExtensions [9] ManagementExtensions OPTIONAL
}

```

```
MM7RRqRecord ::= SET
```

```

{
  recordType [0] CallEventRecordType,
  recipientMmsRSAddress [1] MMSRSAddress OPTIONAL,
  messageID [2] OCTET STRING,
  originatorAddress [3] MMSAgentAddress OPTIONAL,
  recipientAddress [4] MMSAgentAddress,
  mmDateAndTime [5] TimeStamp OPTIONAL,
  readStatus [6] MMStatusCodeType,
  mmStatusText [7] StatusTextType OPTIONAL,
  recordTimeStamp [8] TimeStamp OPTIONAL,
  localSequenceNumber [9] LocalSequenceNumber OPTIONAL,
  recordExtensions [10] ManagementExtensions OPTIONAL
}

```

```
MM7RRsRecord ::= SET
```

```

{
  recordType [0] CallEventRecordType,
  recipientMmsRSAddress [1] MMSRSAddress OPTIONAL,
  messageID [2] OCTET STRING,
  originatorAddress [3] MMSAgentAddress OPTIONAL,
  recipientAddress [4] MMSAgentAddress,
  requestStatusCode [5] RequestStatusCodeType OPTIONAL,
  statusText [6] StatusTextType OPTIONAL,
  recordTimeStamp [7] TimeStamp OPTIONAL,
  localSequenceNumber [8] LocalSequenceNumber OPTIONAL,
  recordExtensions [9] ManagementExtensions OPTIONAL
}

```

```

-----
--
-- COMMON DATA TYPES
--
-----

```

```

AccessCorrelation ::= CHOICE
{
    circuitSwitched    [0] CircuitSwitchedAccess,
    packetSwitched     [1] PacketSwitchedAccess
}

AttributesList      ::= SEQUENCE
--
-- Note: the values below are subject to WAP Forum ongoing standardization
--
{
    messageID         [0] OCTET STRING,
    DateAndTime       [1] TimeStamp,
    senderAddress     [2] MMSRSAddress,
    subject           [3] OCTET STRING,
    messageSize       [4] DataVolume,
    mmFlags           [5] OCTET STRING,
    mmState           [6] MMState
}

ChargeInformation   ::= SEQUENCE
{
    ---
    --- one of the two following parameters must be present
    ---
    chargedparty      [0] ChargedParty OPTIONAL,
    chargeType        [1] ChargeType OPTIONAL
}

ChargedParty       ::= ENUMERATED
{
    sender             (0),
    recipient          (1),
    both               (2),
    neither            (3),
    notspecifiedbyVASP (99)
}

ChargeType         ::= ENUMERATED
{
    postpaid           (0),
    pre-paid           (1)
}

CircuitSwitchedAccess ::= SEQUENCE
{
    mSCIdentifier      [0] MscNo,
    callReferenceNumber [1] CallReference
}

ContentType        ::= OCTET STRING

Editor"s note: the construct below should be aligned with other domains / generic module

DataVolume         ::= INTEGER
--
-- The volume of data transfered in octets.
--

DeltaSeconds       ::= OCTET STRING (SIZE(8))

Editor"s note: the construct below should be aligned with other domains / generic module

MediaComponent     ::= SEQUENCE
{
    mediaType         [0] OCTET STRING,
    mediaSize         [1] DataVolume
}

MediaComponents = SET OF MediaComponent

MessageClass       ::= ENUMERATED
{
    personal          (0),
    advertisement     (1),

```



```

    information-service (2),
    auto (3)
}

MMBoxStorageInformation ::= SET
{
    mmState [0] MMState,
    mmFlag [1] OCTET STRING,
    storeStatus [2] StoreStatus,
    storeStatusText [3] StatusTextType,
    storedMessageReference [4] OCTET STRING
}

MMComponentType ::= SEQUENCE
{
    subject [0] SubjectComponent,
    media [1] MediaComponents
}

MMSAgentAddress ::= SEQUENCE
{
    mMSAgentAddressData [0] MMSAgentAddressData,
    mMSRecipientType [1] SEQUENCE OF MMSRecipientType OPTIONAL
--
-- mMSRecipeintType is only included when this datatype is used to identify recipients.
--
}
MMSAgentAddresses ::= SET OF MMSAgentAddress

MMSAgentAddressData ::= CHOICE
{
    eMail-address [0] OCTET STRING,
    mSISDN [1] MSISDN,
    shortCode [2] OCTET STRING
}

MMSRecipientType ::= ENUMERATED
(
    tO (0),
    cC (1),
    bCC (2)
)

MMSRSAddress ::= SEQUENCE
--
-- usage of SEQUENCE instead of CHOICE allows both address types to be present at the same time
--
{
    domainName [0] OCTET STRING OPTIONAL,
    iPAddress [2] IPAddress OPTIONAL
}

MMState ::= ENUMERATED
--
-- Note: the values below are subject to WAP Forum ongoing standardization
--
{
    draft (0),
    sent (1),
    new (2),
    retrieved (3),
    forwarded (4)
}

MMStatusCodeType ::= ENUMERATED
{
    retrieved (0),
    forwarded (1),
    expired (2),
    rejected (3),
    deferred (4),
    unrecognised (5),
    read (6),
    deletedWithoutBeingRead (7)
}

MSCFInformation ::= SET
{
    billingInformation [0] OCTET STRING OPTIONAL,

```

```

    routeingAddressList    [1] RouteingAddressList OPTIONAL
}

PacketSwitchedAccess ::= SEQUENCE
{
    gSNAddress    [0] GSNAddress,
    chargingID    [1] ChargingID
}

PriorityType ::= ENUMERATED
{
    low          (0),
    normal       (1),
    high         (2)
}

Quotas ::= SEQUENCE
{
    numberOfMessages    [0] INTEGER OPTIONAL,
    numberOfOctets      [1] INTEGER OPTIONAL
}

RequestStatusCodeType ::= INTEGER
{
    --
    -- cause codes 0 to 15 are defined in TS 32.205 [8] as 'CauseForTerm'
    -- (cause for termination) and cause code 16 to 20 are defined
    -- in TS 32.215 [9] as "CauseForRecClosing"
    --
    normalRelease          (0),    -- ok
    abnormalRelease        (4),    -- error unspecified
    serviceDenied          (30),
    messageFormatCorrupt   (31),
    sendingAddressUnresolved (32),
    messageNotFound        (33),
    networkProblem         (34),
    contentNotAccepted     (35),
    unsupportedMessage     (36)
}

RouteingAddress ::= SEQUENCE
{
    --
    -- usage of SEQUENCE instead of CHOICE allows several address types to be present at the same
    time
    --
    eMail-address    [0] OCTET STRING,
    mSISDN           [1] MSISDN OPTIONAL,
    shortCode        [2] OCTET STRING OPTIONAL
}

RouteingAddressList ::= SET OF MMSAgentAddress

StatusTextType ::= OCTET STRING

StoreStatus ::= INTEGER
--
-- Note: the values below are subject to WAP Forum ongoing standardization
--
{
    stored                (0),
    errorTransientFailure (1),
    errorTransientMailboxFull (2),
    errorTransientNetworkProblems (3),
    errorPermanentFailure (4),
    errorPermanentPermissionDenied (5),
    errorPermanentMessageFormat (6),
    errorPermanentMessageNotFound (7)
}

SubjectComponent ::= SEQUENCE
{
    subjectType    [0] OCTET STRING,
    subjectSize    [1] DataVolume
}

Totals ::= SEQUENCE
{
    numberOfMessages    [0] INTEGER OPTIONAL,

```

```

    numberOfOctets      [1] INTEGER OPTIONAL
  }
WaitTime      ::= CHOICE
{
    http-date      [0] TimeStamp,
    delta-seconds  [1] DeltaSeconds
}
END

```

5.2.4.2 LCS CDRs

This subclause contains the abstract syntax definitions that are specific to the CDR types defined in TS 32.271 [31].

5.2.4.3 PoC CDRs

This subclause contains the abstract syntax definitions that are specific to the CDR types defined in TS 32.272 [32].

```

LCSChargingDataTypes {itu-t identified-organization (4) etsi(0) mobileDomain (0) gsmUmtsNetwork (x)
charging (y) asnlModule (z) lcsChargingDataTypes (4) version1 (1)}}

```

```

DEFINITIONS IMPLICIT TAGS ::=

```

```

BEGIN

```

```

EXPORTS everything

```

```

IMPORTS

```

```

CallEventRecordType, Ext-GeographicalInformation, IMSI, IPAddress, LCSCClientExternalID,
LCSCClientIdentity, LCSCClientInternalID, LCSCClientType, LCS-Priority, LocalSequenceNumber,
LocationType, ManagementExtensions, MSISDN, PositioningData, RecordingEntity, TimeStamp

```

```

FROM 3GPPGenericChargingDataTypes {itu-t identified-organization (4) etsi(0) mobileDomain (0)
gsmUmtsNetwork (x) charging (y) asnlModule (z) genericChargingDataTypes (0) version1 (1)}

```

```

UserError

```

```

FROM MAP-ER-DataTypes {itu-t identified-organization (4) etsi (0) mobileDomain (0) gsm-Network (1)
modules (3) map-ER-DataTypes (17) version9 (9)}

```

```

-- from TS 29.002 [60]

```

```

ProviderError

```

```

FROM TCAPMessages { itu-t recommendation q 773 modules (2) messages (1) version2 (2) }

```

```

-- from ITU-T Q.773 [108]

```

```

-----
--
-- LCS CALL AND EVENT RECORDS
--
-----

```

```

LCSGMORecord ::= SET
{
    recordType      [0] CallEventRecordType,
    recordingEntity [1] RecordingEntity,
    lcsClientType   [2] LCSCClientType OPTIONAL,
    lcsClientIdentity [3] LCSCClientIdentity OPTIONAL,
    servedIMSI      [4] IMSI,
    servedMSISDN    [5] MSISDN OPTIONAL,
    servingEntity    [6] ServingEntity OPTIONAL,
    locationEstimate [7] Ext-GeographicalInformation OPTIONAL,
    positioningData [8] PositioningData OPTIONAL,
    userError        [9] UserError OPTIONAL,
    providerError    [10] ProviderError OPTIONAL,
    recordTimeStamp  [11] TimeStamp,
    localSequenceNumber [12] LocalSequenceNumber OPTIONAL,
    recordExtensions [13] ManagementExtensions OPTIONAL
}

```

```

LCSRGMTRecord ::= SET
{
  recordType           [0] CallEventRecordType,
  recordingEntity      [1] RecordingEntity,
  lcsClientType        [2] LCSClientType OPTIONAL,
  lcsClientIdentity    [3] LCSClientIdentity OPTIONAL,
  targetIMSI          [4] IMSI,
  targetMSISDN         [5] MSISDN OPTIONAL,
  locationType         [6] LocationType,
  lcsPriority           [7] LCS-Priority OPTIONAL,
  resultCode           [8] ResultCodeType OPTIONAL,
  recordTimeStamp      [9] TimeStamp,
  localSequenceNumber [10] LocalSequenceNumber OPTIONAL,
  recordExtensions     [11] ManagementExtensions OPTIONAL,
  homeGMLCIdentity     [12] IPAddress OPTIONAL
}

```

```

LCSHGMTRecord ::= SET
{
  recordType           [0] CallEventRecordType,
  recordingEntity      [1] RecordingEntity,
  lcsClientType        [2] LCSClientType OPTIONAL,
  lcsClientIdentity    [3] LCSClientIdentity OPTIONAL,
  targetIMSI          [4] IMSI,
  targetMSISDN         [5] MSISDN OPTIONAL,
  locationType         [6] LocationType,
  lcsPriority           [7] LCSPriority OPTIONAL,
  resultCode           [8] ResultCodeType OPTIONAL,
  recordTimeStamp      [9] TimeStamp,
  localSequenceNumber [10] LocalSequenceNumber OPTIONAL,
  recordExtensions     [11] ManagementExtensions OPTIONAL,
  requestingGMLCIdentity [12] IPAddress OPTIONAL,
  visitedGMLCIdentity  [13] IPAddress OPTIONAL,
  servingNetworkIdentity [14] PLMN-Id OPTIONAL
}

```

```

LCSVGMTRecord ::= SET
{
  recordType           [0] CallEventRecordType,
  recordingEntity      [1] RecordingEntity,
  lcsClientType        [2] LCSClientType OPTIONAL,
  lcsClientIdentity    [3] LCSClientIdentity OPTIONAL,
  targetIMSI          [4] IMSI,
  targetMSISDN         [5] MSISDN OPTIONAL,
  locationType         [6] LocationType,
  lcsPriority           [7] LCS-Priority OPTIONAL,
  resultCode           [8] ResultCodeType OPTIONAL,
  recordTimeStamp      [9] TimeStamp,
  localSequenceNumber [10] LocalSequenceNumber OPTIONAL,
  recordExtensions     [11] ManagementExtensions OPTIONAL,
  homeGMLCIdentity     [12] IPAddress OPTIONAL
}

```

```

LCSGNIRecord ::= SET
{
  recordType           [0] CallEventRecordType,
  recordingEntity      [1] RecordingEntity,
  lcsClientType        [2] LCSClientType OPTIONAL,
  lcsClientIdentity    [3] LCSClientIdentity OPTIONAL,
  servedIMSI          [4] IMSI,
  servedMSISDN         [5] MSISDN OPTIONAL,
  servingEntity        [6] ServingEntity OPTIONAL,
  resultCode           [7] ResultCodeType OPTIONAL,
  recordTimeStamp      [8] TimeStamp,
  localSequenceNumber [9] LocalSequenceNumber OPTIONAL,
  recordExtensions     [10] ManagementExtensions OPTIONAL
}

```

```

ResultCodeType ::= INTEGER (0..MAX)
-- Result codes as defined in OMA-MLP Specifications[82]

```

5.2.4.4 MBMS CDRs

This subclause contains the abstract syntax definitions that are specific to the CDR types defined in TS 32.273 [33].

```
MBMSChargingDataTypes {itu-t identified-organization (4) etsi(0) mobileDomain (0) gsm-Network (1)
charging (y) asn1Module (z) mbmsChargingDataTypes (6) version1 (1)}
```

```
DEFINITIONS IMPLICIT TAGS ::=
```

```
BEGIN
```

```
EXPORTS everything
```

```
IMPORTS
```

```
CallDuration, CalledNumber, CallEventRecordType, Diagnostics, IMSI, IMEI, IPAddress, ISDN-
AddressString, LocalSequenceNumber, ManagementExtensions, MessageReference, MSISDN, RecordingEntity,
ServiceKey, TimeStamp
```

```
FROM 3GPPGenericChargingDataTypes {itu-t identified-organization (4) etsi(0) mobileDomain (0) gsm-
Network (1) charging (y) asn1Module (z) genericChargingDataTypes (0) version1 (1)}
```

```
DefaultGPRS-Handling
```

```
FROM MAP-MS-DataTypes { itu-t identified-organization (4) etsi (0) mobileDomain (0)
gsm-Network (1) modules (3) map-MS-DataTypes (11) version6 (6) }
-- from TS 29.002 [60]
```

```
AccessPointNameNI, ChangeCondition, ChangeOfServiceCondition, DataVolumeGPRS, GSNAddress, NodeID,
PDPAddress, QoSInformation, RatingGroupID, RoutingAreaCode, ServiceChangeCause, SGSNPLMNIdentifier
FROM GPRSChargingDataTypes {ccitt identified-organization (4) etsi (0) mobileDomain (0)
gsmUmtsNetwork (x) charging (y) asn1Module (z) gprsChargingDataTypes (2) version1 (1)}
```

```
Media-Components-List, SDP-Media-Components, SDP-Media-Description
```

```
From IMSChargingDataTypes {itu-t identified-organization (4) etsi(0) mobileDomain (0) gsm-Network
(0) charging (y) asn1Module (z) genericChargingDataTypes (0) version1 (1)}
```

```
;
```

```
-----
--
-- MBMS CALL AND EVENT RECORDS
--
-----
```

```
SUBBMSRecord ::= SET
```

```
{
  recordType           [0] CallEventRecordType,
  servedIMSI           [1] IMSI,
  ggsnAddress          [2] GSNAddress OPTIONAL,
  accessPointNameNI   [3] AccessPointNameNI OPTIONAL,
  servedPDPAddress     [4] PDPAddress OPTIONAL,
  listOfServiceDataVolumes [5] SEQUENCE OF ChangeOfServiceCondition OPTIONAL,
  recordOpeningTime    [6] TimeStamp,
  duration             [7] CallDuration,
  causeForRecClosing   [8] CauseForRecClosing,
  diagnostics          [9] Diagnostics OPTIONAL,
  recordSequenceNumber [10] INTEGER OPTIONAL,
  nodeID               [11] NodeID OPTIONAL,
  recordExtensions     [12] ManagementExtensions OPTIONAL,
  localSequenceNumber  [13] LocalSequenceNumber OPTIONAL,
  servedMSISDN         [14] MSISDN OPTIONAL,
  bearerServiceDescription [15] Media-Components-List OPTIONAL,
  mbmsInformation      [16] MBMSInformation OPTIONAL
}
```

```
CONTENTBMSRecord ::= SET
```

```
{
  recordType           [0] CallEventRecordType,
  contentProviderId    [1] GraphicString,
  listOfDownstreamNodes [2] SEQUENCE OF GSNAddress,
}
```

```

    accessPointNameNI          [3] AccessPointNameNI OPTIONAL,
    servedPDPAddress           [4] PDPAddress OPTIONAL,
    listOfServiceDataVolumes   [5] SEQUENCE OF ChangeOfServiceCondition OPTIONAL,
    recordOpeningTime          [6] TimeStamp,
    duration                    [7] CallDuration,
    causeForRecClosing         [8] CauseForRecClosing,
    diagnostics                 [9] Diagnostics OPTIONAL,
    recordSequenceNumber       [10] INTEGER OPTIONAL,
    nodeID                      [11] NodeID OPTIONAL,
    recordExtensions           [12] ManagementExtensions OPTIONAL,
    localSequenceNumber        [13] LocalSequenceNumber OPTIONAL,
    recipientAddressList       [14] SEQUENCE OF MSISDN,
    bearerServiceDescription   [15] Media-Components-List OPTIONAL,
    mbmsInformation            [16] MBMSInformation OPTIONAL,
}

-----
--
-- COMMON DATA TYPES
--
-----

CauseForRecClosing ::= INTEGER
{
    --
    -- cause codes 0 to 15 are defined in TS 32.205 as 'CauseForTerm' (cause for termination)
    --
    normalRelease             (0),
    abnormalRelease           (4),
    volumeLimit                (16),
    timeLimit                  (17),
    maxChangeCond              (19),
    managementIntervention    (20),
    listOfDownstreamNodeChange (59)
}

MBMSInformation ::= SET
{
    tmgi                      [1] TMGI,
    mbmsSessionIdentity       [2] MBMSSessionIdentity OPTIONAL,
    mbmsServiceType           [3] MBMSServiceType
    mbmsUserServiceType       [4] MBMSUserServiceType
    mbms2G3GIndicator         [5] MBMS2G3GIndicator OPTIONAL,
    fileRepairSupported       [6] BOOLEAN OPTIONAL,
    rAI                        [7] RoutingAreaCode OPTIONAL,
    mbmsServiceArea           [8] MBMSServiceArea OPTIONAL,
    requiredMBMSBearerCaps    [9] RequiredMBMSBearerCapabilities OPTIONAL,
}

MBMS2G3GIndicator ::= ENUMERATED
{
    2G          (0), -- For GERAN access only
    3G          (1), -- For UTRAN access only
    2G-AND-3G  (2), -- For both UTRAN and GERAN access
}

MBMSServiceType ::= ENUMERATED
{
    MULTICAST (0)
    BROADCAST (1)
}

MBMSUserServiceType ::= ENUMERATED
{
    DOWNLOAD (0)
    STREAMING (1)
}

RequiredMBMSBearerCapabilities ::= OCTET STRING (SIZE (3..11))

--
-- This octet string
-- is a 1:1 copy of the contents (i.e. starting with octet 5) of the "Quality of
-- service Profile" information element specified in 3GPP TS 29.060 [75].

```

```
MBMSSessionIdentity ::= OCTET STRING (SIZE (1))

--
-- This octet string is a 1:1 copy of the contents of the MBMS-Session-Identity
-- AVP specified in 3GPP TS 29.061 [82]

TMGI ::= OCTET STRING
--
-- This octet string
-- is a 1:1 copy of the contents (i.e. starting with octet 4) of the "TMGI"
-- information element specified in 3GPP TS 29.060 [75].

MBMSServiceArea ::= OCTET STRING
--
-- Editor's Note: The structure of this octet string is subject to discussions
-- in other working groups.

END
```

6 CDR encoding rules

TS 32.297 [42] specifies the file based protocol for the "Bx" interface between the CDR generating node, i.e. the Charging Gateway Functionality, and the operator's Billing Domain (BD) (refer to TS 32.240 [1] for details on the charging architecture). The following subclauses define

- the various CDR encodings that are standardised within 3GPP,
- a method how to indicate the encoding applied to the CDRs,
- a version indication of the encoded CDRs.

The latter two items can be used by the system(s) in the BD to easily detect the encoding version used. See TS 32.297 [42] for a detailed description on how this information is used on the Bx interface.

6.1 3GPP standardised encodings

The contents of the CDRs sent on the Bx interface are defined by the ASN.1 language clause 5. A number of transfer syntaxes, or encodings, is specified for use in 3GPP systems as follows. For the CDR transfer via the Bx interface, as defined in TS 32.297 [42], the Basic Encoding Rules (ITU-T X.690 [102]) encoding must be supported by all 3GPP systems. Optionally, other additional CDR encodings, i.e. Packed Encoding Rules (ITU-T Recommendation X.691 [103]) and XML Encoding Rules (ITU-T Recommendation on XER [104]) may also be offered.

The encoding applied to the CDRs is indicated by means of the "Data Record Format" parameter. The following "Data Record Format" values are used:

- "1" signifies the use of Basic Encoding Rules (BER);
- "2" signifies the use of unaligned basic Packed Encoding Rules (PER);
- "3" signifies the use of aligned basic Packed Encoding Rules (PER);
- "4" signifies the use of XML Encoding Rules (XER).

6.2 Encoding version indication

An indication of the version of the CDR definition and encoding must be included in the CDR files transferred via the Bx interface specified in TS 32.297 [42]. This version indication consists of a Release Identifier and a Version Identifier.

For CDRs specified in references [10] to [31], applying the syntax as described in clause 5 of the present document, the version indicator "6", signifying 3GPP Rel-6, shall be applied. The Version Identifier shall carry the value of the middle digit of the version number of the present document, i.e. "0" for the first version under change control, and values "1" and following for any subsequent, modified version as appropriate.

Annex A (normative): CDR abstract syntax – machine processable

This annex replicates the contents of subclause 5.2, that is optimised for human readability, in a format that is machine readable and –processable. Technically, the contents of clause 5 and this annex are completely identical. In case of deviations between this annex and clause 5 due to errors in the present document, this annex shall prevail.

Editor's Note: to be completed

Annex B (informative): Bibliography

- a) **The 3GPP charging specifications**
 -
- b) **Common 3GPP specifications**
 - 3GPP TS 22.101: "Service aspects; Service Principles".
 - 3GPP TS 22.115 "Service aspects; Charging and Billing".
- c) **other Domain and Service specific 3GPP / ETSI / ITU specifications**
 -
- c) **Network Management related specifications**
 -

Editor's Note: to be completed, also more service charging TSs might need to be added.

Annex C (informative): Change history

Change history								
Date	TSG #	TSG Doc.	CR	Rev	Subject/Comment	Cat	Old	New
Sep 2003	SA_21	SP-030413	--	--	Submitted to TSG SA#21 for Information	-	1.0.0	
Jun 2005	SA_28	SP-050281	--	--	Submitted to TSG SA#28 for Approval	--	2.0.0	6.0.0
Sep 2005	SA_29	SP-050620	0001	--	S-CSCF-Information is undefined	A	6.0.0	6.1.0
Sep 2005	SA_29	SP-050620	0002	--	Correct Media-Components-List	A	6.0.0	6.1.0
Sep 2005	SA_29	SP-050442	0003	--	Correct definition of MMS UA Address	A	6.0.0	6.1.0
Sep 2005	SA_29	SP-050622	0004	--	Correct GMLC address used in LCS CDRs	F	6.0.0	6.1.0
Sep 2005	SA_29	SP-050622	0005	1	Add GMLC CDRs parameters description	F	6.0.0	6.1.0
Sep 2005	SA_29	SP-050434	0006	--	Corrections to ITU-T References	F	6.0.0	6.1.0
Sep 2005	SA_29	SP-050440	0007	--	Add missing MM10 Charging parameters - Align with TS 29.140	F	6.0.0	6.1.0
Sep 2005	SA_29	SP-050636	0008	--	Add CS Voice Video Switching Redial flag	B	6.0.0	6.1.0
Sep 2005	SA_29	SP-050434	0009	--	Correction of Subscribe and Unsubscribe Events	F	6.0.0	6.1.0
Sep 2005	SA_29	SP-050439	0010	--	Add missing MBMS CDR information	F	6.0.0	6.1.0
Sep 2005	SA_29	SP-050636	0011	--	Correction on MS Time Zone - Align with 29.060	F	6.0.0	6.1.0
Sep 2005	SA_29	SP-050620	0012	1	Correct InvolvedParty field	F	6.0.0	6.1.0
Sep 2005	SA_29	SP-050434	0013	--	Correct IOI (Inter Operator Identifier) parameter description - Align with 32.240	F	6.0.0	6.1.0
Sep 2005	SA_29	SP-050636	0014	--	Correct inter-system change at the SGSN - Align with TS 29.060	F	6.0.0	6.1.0
Sep 2005	SA_29	SP-050437	0015	--	Correct "Service Delivery Failure Reason"	F	6.0.0	6.1.0
Dec 2005	SA_30	SP-050699	0016	--	Add missing FBC Parameter description - Align with 23.125 requirements	F	6.1.0	6.2.0
Dec 2005	SA_30	SP-050699	0017	--	Add ASN.1 definition of Failure Handling parameters - Align with 32.251	F	6.1.0	6.2.0
Dec 2005	SA_30	SP-050699	0018	--	Correct MMS CDR descriptions - Align with 22.140. Align ASN.1 definitions, include missing ASN.1	F	6.1.0	6.2.0
Dec 2005	SA_30	SP-050697	0019	--	Correct List of Downstream nodes at the SGSN for MBMS charging - Align with 23.246 (MBMS stage 2).	F	6.1.0	6.2.0
Dec 2005	SA_30	SP-050699	0020	--	Correct datatype Service Change Cause and include of cause values from the failure handling procedure.	F	6.1.0	6.2.0
Mar 2006	SA_31	SP-060081	0021	--	Correction to IOI occurrences in IOI field description	F	6.2.0	6.3.0
Mar 2006	SA_31	SP-060077	0022	--	Correction to the service data ASN.1 definition	F	6.2.0	6.3.0
Mar 2006	SA_31	SP-060077	0023	--	Correction to transfer of Charging Characteristics	F	6.2.0	6.3.0
Mar 2006	SA_31	SP-060082	0024	--	Correction to List of Session Description Protocol (SDP) Media Components parameter	F	6.2.0	6.3.0
Mar 2006	SA_31	SP-060082	0025	--	Correction to ASN.1 definitions of IMS CDRs parameters	F	6.2.0	6.3.0
Mar 2006	SA_31	SP-060082	0026	--	Correction to the definition of Record Type parameter for IMS - Align with 32.260	F	6.2.0	6.3.0
Mar 2006	SA_31	SP-060082	0027	--	Correction to List of Session Description Protocol (SDP) Media Components parameter ASN.1 definitions of IMS CDRs	F	6.2.0	6.3.0
Mar 2006	SA_31	SP-060081	0028	--	Correction to Calling-Party-Address	F	6.2.0	6.3.0
Mar 2006	SA_31	SP-060077	0029	--	Correction of G-CDR	F	6.2.0	6.3.0
Mar 2006	SA_31	SP-060076	0030	--	Correction to PS-Furnish-Charging-Information parameter at service level in eGCDRs - Align with 32.251	F	6.2.0	6.3.0
Mar 2006	SA_31	SP-060078	0031	--	Correction on service change indication (SCUDIF) - Align with 22.115, 23.172	F	6.2.0	6.3.0

History

Document history		
V6.0.0	June 2005	Publication
V6.1.0	September 2005	Publication
V6.2.0	December 2005	Publication
V6.3.0	March 2006	Publication