

ETSI TS 132 622 V5.4.0 (2004-06)

Technical Specification

**Digital cellular telecommunications system (Phase 2+);
Universal Mobile Telecommunications System (UMTS);
Telecommunication management;
Configuration Management (CM);
Generic network resources Integration Reference Point (IRP):
Network Resource Model (NRM)
(3GPP TS 32.622 version 5.4.0 Release 5)**



Reference

RTS/TSGS-0532622v540

Keywords

GSM, UMTS

ETSI

650 Route des Lucioles
F-06921 Sophia Antipolis Cedex - FRANCE

Tel.: +33 4 92 94 42 00 Fax: +33 4 93 65 47 16

Siret N° 348 623 562 00017 - NAF 742 C
Association à but non lucratif enregistrée à la
Sous-Préfecture de Grasse (06) N° 7803/88

Important notice

Individual copies of the present document can be downloaded from:

<http://www.etsi.org>

The present document may be made available in more than one electronic version or in print. In any case of existing or perceived difference in contents between such versions, the reference version is the Portable Document Format (PDF). In case of dispute, the reference shall be the printing on ETSI printers of the PDF version kept on a specific network drive within ETSI Secretariat.

Users of the present document should be aware that the document may be subject to revision or change of status. Information on the current status of this and other ETSI documents is available at

<http://portal.etsi.org/tb/status/status.asp>

If you find errors in the present document, send your comment to:

editor@etsi.org

Copyright Notification

No part may be reproduced except as authorized by written permission.
The copyright and the foregoing restriction extend to reproduction in all media.

© European Telecommunications Standards Institute 2004.
All rights reserved.

DECTTM, **PLUGTESTS**TM and **UMTS**TM are Trade Marks of ETSI registered for the benefit of its Members.
TIPHONTM and the **TIPHON logo** are Trade Marks currently being registered by ETSI for the benefit of its Members.
3GPPTM is a Trade Mark of ETSI registered for the benefit of its Members and of the 3GPP Organizational Partners.

Intellectual Property Rights

IPRs essential or potentially essential to the present document may have been declared to ETSI. The information pertaining to these essential IPRs, if any, is publicly available for **ETSI members and non-members**, and can be found in ETSI SR 000 314: *"Intellectual Property Rights (IPRs); Essential, or potentially Essential, IPRs notified to ETSI in respect of ETSI standards"*, which is available from the ETSI Secretariat. Latest updates are available on the ETSI Web server (<http://webapp.etsi.org/IPR/home.asp>).

Pursuant to the ETSI IPR Policy, no investigation, including IPR searches, has been carried out by ETSI. No guarantee can be given as to the existence of other IPRs not referenced in ETSI SR 000 314 (or the updates on the ETSI Web server) which are, or may be, or may become, essential to the present document.

Foreword

This Technical Specification (TS) has been produced by ETSI 3rd Generation Partnership Project (3GPP).

The present document may refer to technical specifications or reports using their 3GPP identities, UMTS identities or GSM identities. These should be interpreted as being references to the corresponding ETSI deliverables.

The cross reference between GSM, UMTS, 3GPP and ETSI identities can be found under <http://webapp.etsi.org/key/queryform.asp>.

Contents

| | |
|-----------------------------------------------------------|----|
| Intellectual Property Rights | 2 |
| Foreword..... | 2 |
| Foreword..... | 5 |
| Introduction | 5 |
| 1 Scope | 6 |
| 2 References | 6 |
| 3 Definitions and abbreviations..... | 7 |
| 3.1 Definitions | 7 |
| 3.2 Abbreviations | 8 |
| 4 Compliance rules..... | 9 |
| 5 Modelling approach..... | 10 |
| 6 Information Object Class (IOC) definitions | 10 |
| 6.1 Information Object Classes | 10 |
| 6.1.1 Imported Information entities and local labels..... | 10 |
| 6.1.2 Class diagram..... | 11 |
| 6.1.2.1 Attributes and relationships..... | 11 |
| 6.1.2.2 Inheritance..... | 13 |
| 6.1.3 Information object class definitions | 13 |
| 6.1.3.1 GenericIRP | 13 |
| 6.1.3.1.1 Definition..... | 13 |
| 6.1.3.1.2 Attributes | 13 |
| 6.1.3.2 IRPAgent..... | 13 |
| 6.1.3.2.1 Definition..... | 13 |
| 6.1.3.2.2 Attributes | 14 |
| 6.1.3.2.3 Notifications | 14 |
| 6.1.3.3 ManagedElement | 14 |
| 6.1.3.3.1 Definition..... | 14 |
| 6.1.3.3.2 Attributes | 15 |
| 6.1.3.3.3 Attribute constraints | 15 |
| 6.1.3.3.4 Notifications | 15 |
| 6.1.3.4 ManagedFunction..... | 15 |
| 6.1.3.4.1 Definition..... | 15 |
| 6.1.3.4.2 Attributes | 15 |
| 6.1.3.5 ManagementNode | 16 |
| 6.1.3.5.1 Definition..... | 16 |
| 6.1.3.5.2 Attributes | 16 |
| 6.1.3.5.3 Notifications | 16 |
| 6.1.3.6 MeContext..... | 16 |
| 6.1.3.6.1 Definition..... | 16 |
| 6.1.3.6.2 Attributes | 17 |
| 6.1.3.6.3 Attribute constraints | 17 |
| 6.1.3.6.4 Notification..... | 17 |
| 6.1.3.7 SubNetwork | 17 |
| 6.1.3.7.1 Definition..... | 17 |
| 6.1.3.7.2 Attributes | 17 |
| 6.1.3.7.3 Attribute constraints | 18 |
| 6.1.3.7.4 Notification..... | 18 |
| 6.1.3.8 Top | 18 |
| 6.1.3.8.1 Definition..... | 18 |
| 6.1.3.8.2 Attributes | 18 |
| 6.1.3.9 Class VsDataContainer | 18 |

| | | |
|-------------------------------|-------------------------------------------|-----------|
| 6.1.3.9.1 | Definition..... | 18 |
| 6.1.3.9.2 | Attribute | 18 |
| 6.1.4 | Information relationship definitions..... | 19 |
| 6.1.4.1 | ManagementScope (M) | 19 |
| 6.1.4.1.1 | Definition..... | 19 |
| 6.1.4.1.2 | Roles..... | 19 |
| 6.1.4.1.3 | Constraints..... | 19 |
| 6.1.5 | Information attribute definitions | 20 |
| 6.1.5.1 | Definitions and legal values | 20 |
| Annex A (informative): | IOC/MOC name recommendation..... | 22 |
| Annex B (informative): | Change history | 23 |
| History | | 24 |

Foreword

This Technical Specification has been produced by the 3rd Generation Partnership Project (3GPP).

The contents of the present document are subject to continuing work within the TSG and may change following formal TSG approval. Should the TSG modify the contents of the present document, it will be re-released by the TSG with an identifying change of release date and an increase in version number as follows:

Version x.y.z

where:

x the first digit:

- 1 presented to TSG for information;
- 2 presented to TSG for approval;
- 3 or greater indicates TSG approved document under change control.

y the second digit is incremented for all changes of substance, i.e. technical enhancements, corrections, updates, etc.

z the third digit is incremented when editorial only changes have been incorporated in the document.

Introduction

The present document is part of a TS-family covering the 3rd Generation Partnership Project; Technical Specification Group Services and System Aspects; Telecommunication management; Configuration Management (CM), as identified below:

- | | |
|----------------|-------------------------------------------------------------------------------------------------------------------------------------|
| 32.621: | "Generic network resources Integration Reference Point (IRP): Requirements". |
| 32.622: | "Generic network resources Integration Reference Point (IRP): Network Resource Model (NRM)". |
| 32.623: | "Generic network resources Integration Reference Point (IRP): Common Object Request Broker Architecture (CORBA) Solution Set (SS)"; |
| 32.624: | "Generic network resources: Integration Reference Point (IRP): Common Management Information Protocol (CMIP) Solution Set (SS)". |

The interface Itf-N, defined in 3GPP TS 32.102 [2], is built up by a number of Integration Reference Points (IRPs) and a related Name Convention, which realise the functional capabilities over this interface. The basic structure of the IRPs is defined in 3GPP TS 32.101 [1] and 3GPP TS 32.102 [2].

1 Scope

The present document (Generic Network Resources IRP: Network Resource Model) defines an Integration Reference Point (IRP) through which an 'IRPAgent' (typically an Element Manager or Network Element) can communicate Network Management related information to one or several 'IRPManagers' (typically Network Managers).

The present document specifies a generic Network Resource Model, NRM (also referred to as a Management Information Model - MIM) with definitions of Managed Object Classes.

The Configuration Management (CM) area is very large. The intention is to split the specification of the related interfaces in several IRPs. In addition to the subject IRP, it is expected that IRPs will be defined for functional areas like Security management, Software management, Network & Service provisioning, etc. An important aspect of such a split is that the Network Resource Models (NRMs) defined in different IRPs are consistent. The Generic Network Resources IRP here provides a base for all resource modelling.

To summarize, the Generic Network Resources IRP main purpose is to define a generic Network Resource Model that constitutes a base from which other (more specialized) resource models can inherit or have associations with.

2 References

The following documents contain provisions which, through reference in this text, constitute provisions of the present document.

- References are either specific (identified by date of publication, edition number, version number, etc.) or non-specific.
- For a specific reference, subsequent revisions do not apply.
- For a non-specific reference, the latest version applies. In the case of a reference to a 3GPP document (including a GSM document), a non-specific reference implicitly refers to the latest version of that document *in the same Release as the present document*.

- [1] 3GPP TS 32.101: "Telecommunication management; Principles and high level requirements".
- [2] 3GPP TS 32.102: "Telecommunication management; Architecture".
- [3] 3GPP TS 32.302: "Telecommunication management; Configuration Management (CM); Notification Integration Reference Point (IRP): Information Service (IS)".
- [4] 3GPP TS 32.150: "Telecommunication management; Integration Reference Point (IRP) Concept and Definitions".
- [5] Void.
- [6] Void.
- [7] ITU-T Recommendation X.710 (1991): "Common Management Information Service Definition for CCITT Applications".
- [8] Void.
- [9] Void.
- [10] Void.
- [11] 3GPP TS 32.111-2: "Telecommunication management; Fault Management; Part 2: Alarm Integration Reference Point (IRP): Information Service (IS)".
- [13] 3GPP TS 32.300: "Telecommunication management; Configuration Management (CM); Name convention for Managed Objects".

- [14] 3GPP TS 32.600: "Telecommunication management; Configuration Management (CM); Concept and high-level requirements".
- [15] Void.
- [16] 3GPP TS 32.642: "Telecommunication management; Configuration Management (CM); UTRAN network resources Integration Reference Point (IRP): Network Resource Model (NRM)".
- [17] 3GPP TS 32.662: "Telecommunication management; Configuration Management (CM); Kernel CM Information Service (IS)".

3 Definitions and abbreviations

3.1 Definitions

For the purposes of the present document, the following terms and definitions apply. For terms and definitions not found here, please refer to 3GPP TS 32.101 [1], 3GPP TS 32.102 [2] and 3GPP TS 32.600 [14].

Association: In general it is used to model relationships between Managed Objects. Associations can be implemented in several ways, such as:

- (1) name bindings,
- (2) reference attributes, and
- (3) association objects.

This IRP stipulates that containment associations shall be expressed through name bindings, but it does not stipulate the implementation for other types of associations as a general rule. These are specified as separate entities in the object models (UML diagrams). Currently however, all (non-containment) associations are modelled by means of reference attributes of the participating MOs.

Information Object Class (IOC): Within the context of all IRP IS specifications, IOC is the term used instead of MOC for a managed object class. MOC is used on the SS level. See also the definition of **Managed Object**.

Managed Element (ME): An instance of the Managed Object Class ManagedElement.

Managed Object (MO): In the context of the present document, a Managed Object (MO) is a software object that encapsulates the manageable characteristics and behaviour of a particular Network Resource. See also the def. of MO in TS 32.101 [1]. The MO is instance of a MO class (MOC) defined in a MIM/NRM. This class, within the context of this Information Service specification called **Information Object Class (IOC)**, has attributes that provide information used to characterize the objects that belong to the class (the term "attribute" is taken from TMN and corresponds to a "property" according to CIM). Furthermore, an MO class can have operations that represent the behaviour relevant for that class (the term "operation" is taken from TMN and corresponds to a "method" according to CIM). An MO class may support notifications that provide information about an event occurrence within a network resource.

Management Information Base (MIB): A MIB is an instance of an NRM and has some values on the defined attributes and associations specific for that instance. In the context of the present document, an MIB consists of:

- (1) a Name space (describing the MO containment hierarchy in the MIB through Distinguished Names),
- (2) a number of Managed Objects with their attributes and
- (3) a number of Associations between these MOs. Also note that TMN (ITU-T Recommendation X.710 [7]) defines a concept of a Management Information Tree (also known as a Naming Tree) that corresponds to the name space (containment hierarchy) portion of this MIB definition. Figure 3.1 depicts the relationships between a Name space and a number of participating MOs (the shown association is of a non-containment type)

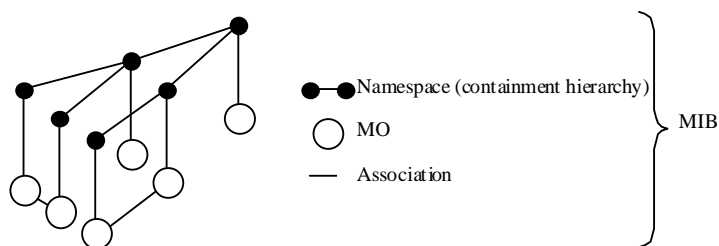


Figure 3.1: Relationships between a Name space and a number of participating MOs

Management Information Model (MIM): Also referred to as NRM – see the definition below.

Name space: A name space is a collection of names. The IRP name convention (see 3GPP TS 32.300 [13]) restricts the name space to a hierarchical containment structure, including its simplest form - the one-level, flat name space.

All Managed Objects in a MIB shall be included in the corresponding name space and the MIB/name space shall only support a strict hierarchical containment structure (with one root object). A Managed Object that contains another is said to be the superior (parent); the contained Managed Object is referred to as the subordinate (child). The parent of all MOs in a single name space is called a Local Root. The ultimate parent of all MOs of all managed systems is called the Global Root.

Network Resource Model (NRM): A model representing the actual managed telecommunications network resources that a System is providing through the subject IRP. An NRM describes Managed Object Classes, their associations, attributes and operations. The NRM is also referred to as "MIM" (see above), which originates from the ITU-T TMN.

Node B: A logical node responsible for radio transmission/reception in one or more cells to/from the User Equipment. It terminates the Iub interface towards the RNC.

3.2 Abbreviations

For the purposes of the present document, the following abbreviations apply:

| | |
|-------|-----------------------------------------------------------------|
| AUC | AUthentication Centre |
| BG | Border Gateway |
| CIM | Common Information Model |
| CMIP | Common Management Information Protocol |
| CMIS | Common Management Information Service |
| CN | Core Network |
| CORBA | Common Object Request Broker Architecture |
| DMTF | Distributed Management Task Force |
| DN | Distinguished Name (see 3GPP TS 32.300 [13]) |
| EIR | Equipment Identity Register |
| EM | Element Manager |
| FM | Fault Management |
| GDMO | Guidelines for the Definition of Managed Objects |
| GGSN | Gateway GPRS Support Node |
| GMSC | Gateway MSC |
| GPRS | General Packet Radio System |
| HLR | Home Location Register |
| IDL | Interface Definition Language |
| IOC | Information Object Class |
| IRP | Integration Reference Point |
| ITU-T | International Telecommunication Union, Telecommunication Sector |
| Iub | Interface between RNC and Node B |
| LDAP | Lightweight Directory Access Protocol |
| ME | Managed Element |
| MIB | Management Information Base |
| MIM | Management Information Model |
| MIT | Management Information Tree (or Naming Tree) |
| MO | Managed Object |

| | |
|------------|-------------------------------------------------------|
| MOC | Managed Object Class |
| MOI | Managed Object Instance |
| MSC | Mobile Services Switching Centre |
| NE | Network Element |
| NM | Network Manager |
| NR | Network Resource |
| NRM | Network Resource Model |
| OSI | Open Systems Interconnection |
| PM | Performance Management |
| RDN | Relative Distinguished Name (see 3GPP TS 32.300 [13]) |
| RNC | Radio Network Controller |
| SGSN | Serving GPRS Support Node |
| SMI | Structure of Management Information |
| SMS | Short Message Service |
| SMS-GMSC | SMS Gateway MSC |
| SMS-IW MSC | SMS Interworking MSC |
| SNMP | Simple Network Management Protocol |
| SS | Solution Set |
| TMN | Telecommunications Management Network |
| UML | Unified Modelling Language |
| UMTS | Universal Mobile Telecommunications System |
| VLR | Visitor Location Register |
| WBEM | Web-Based Enterprise Management |
| XML | eXtensible Mark-up Language |

4 Compliance rules

For general definitions of compliance rules related to qualifiers (Mandatory/Optional/Conditional) for *operations, notifications and parameters* (of operations and notifications) please refer to 3GPP TS 32.102 [2].

The following defines the meaning of Mandatory and Optional IOC attributes and associations between IOCs, in Solution Sets to the IRP IS defined by the present document:

- The IRPManager shall support all mandatory attributes/associations. The IRPManager shall be prepared to receive information related to mandatory as well as optional attributes/associations without failure; however the IRPManager does not have to support handling of the optional attributes/associations.
- The IRPAgent shall support all mandatory attributes/associations. It may support optional attributes/associations.

An IRPAgent that incorporates vendor-specific extensions shall support normal communication with a 3GPP SA5-compliant IRPManager with respect to all Mandatory and Optional managed object classes, attributes, associations, operations, parameters and notifications without requiring the IRPManager to have any knowledge of the extensions.

Given that

- rules for vendor-specific extensions remain to be fully specified, and
- many scenarios under which IRPManager and IRPAgent interwork may exist,

it is recognised that the IRPManager, even though it is not required to have knowledge of vendor-specific extensions, may be required to be implemented with an awareness that extensions can exist and behave accordingly.

5 Modelling approach

See 3GPP TS 32.102 [2] clause 10.

6 Information Object Class (IOC) definitions

6.1 Information Object Classes

6.1.1 Imported Information entities and local labels

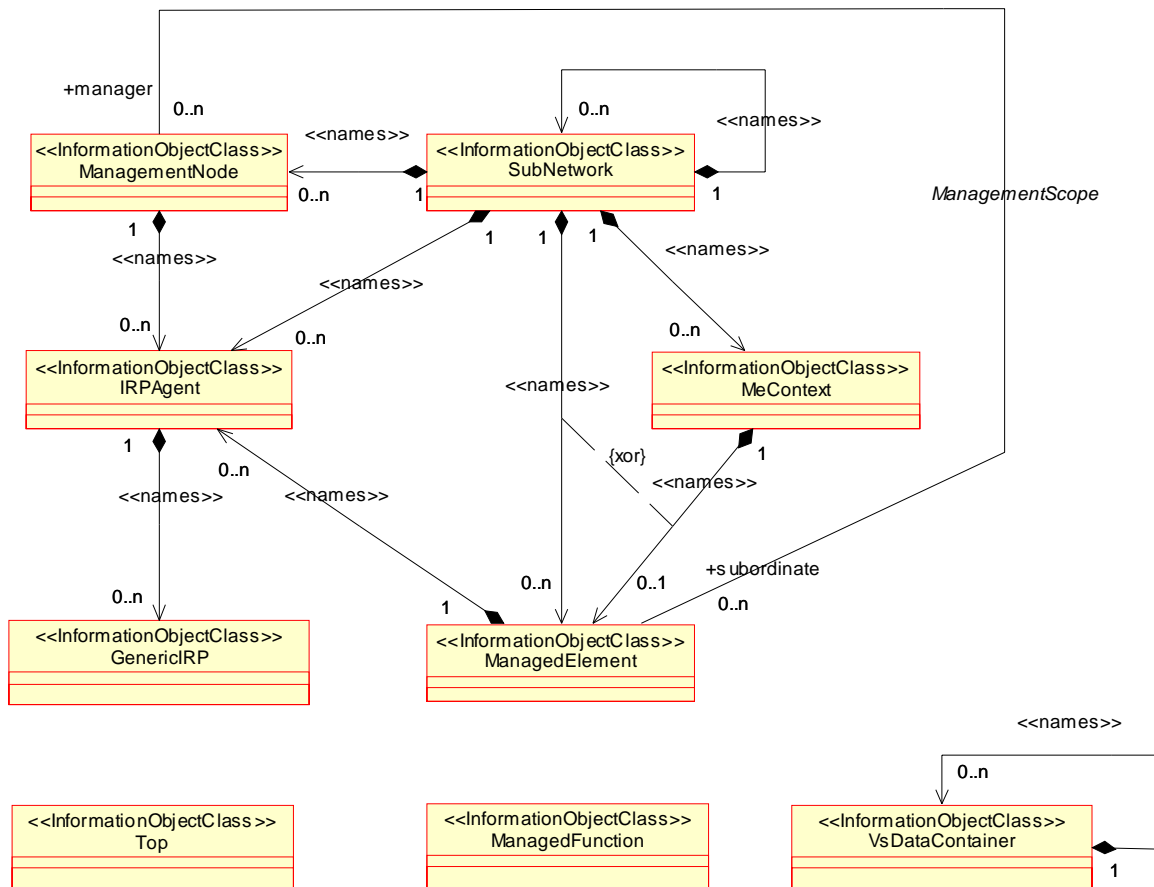
| Label reference | Local label |
|----------------------------------------------------------------|-----------------------------|
| 3GPP TS 32.111-2 [11], notification, notifyAckStateChanged | notifyAckStateChanged |
| 3GPP TS 32.111-2 [11], notification, notifyChangedAlarm | notifyChangedAlarm |
| 3GPP TS 32.111-2 [11], notification, notifyClearedAlarm | notifyClearedAlarm |
| 3GPP TS 32.111-2 [11], notification, notifyNewAlarm | notifyNewAlarm |
| 3GPP TS 32.111-2 [11], notification, notifyComments | notifyComments |
| 3GPP TS 32.662 [17], notification, notifyAttributeValueChanged | notifyAttributeValueChanged |
| 3GPP TS 32.662 [17], notification, notifyObjectCreation | notifyObjectCreation |
| 3GPP TS 32.662 [17], notification, notifyObjectDeletion | notifyObjectDeletion |

6.1.2 Class diagram

6.1.2.1 Attributes and relationships

This sub-clause depicts the set of IOCs that encapsulate information relevant for this service. This sub-clause provides the overview of all information object classes in UML. Subsequent subclasses provide more detailed specification of various aspects of these information object classes.

Figure 6.1 shows the containment/naming hierarchy and the associations of the generic information object classes defined in the present document.

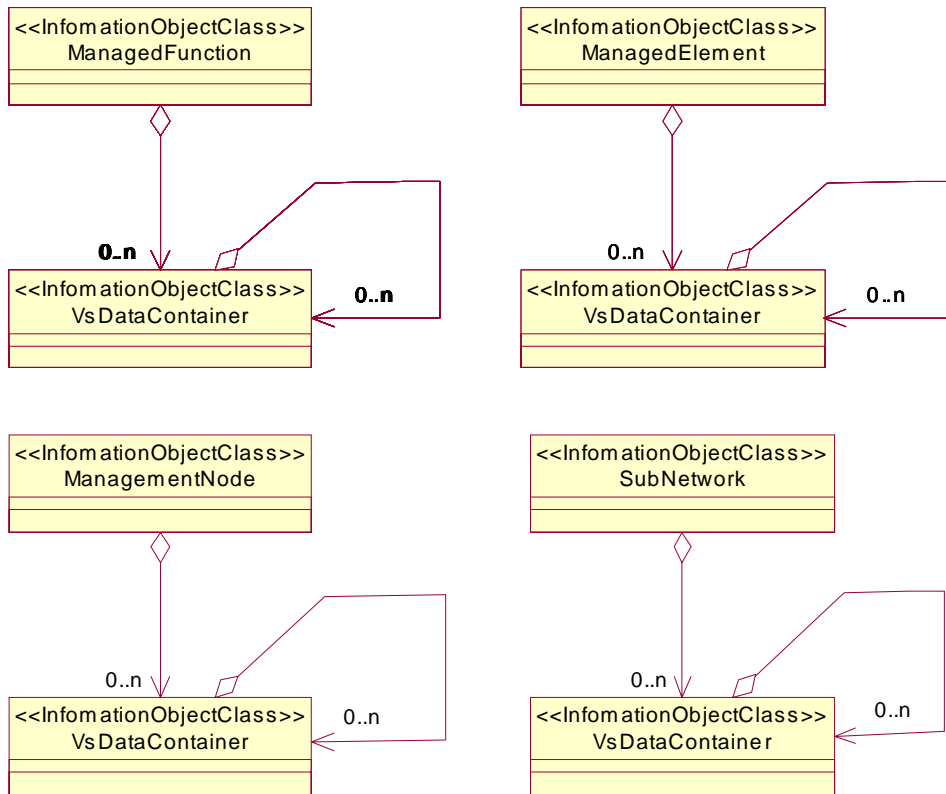


- NOTE 1: ManagedElement may be contained in either a SubNetwork or an MeContext instance (also shown by the {xor} constraint), or have no parent instance at all.
- NOTE 2: The listed cardinality numbers represent transient as well as steady-state numbers, and reflect all managed object creation and deletion scenarios.
- NOTE 3: Each instance of the VsDataContainer shall only be contained under one IOC. The VsDataContainer can be contained under IOCs defined in other NRMs.
- NOTE 4: If the configuration contains several instances of SubNetwork, exactly one SubNetwork instance shall directly or indirectly contain all the other SubNetwork instances.
- NOTE 5: The SubNetwork instance not contained in any other instance of SubNetwork is referred to as "the root SubNetwork instance".
- NOTE 6: ManagementNode shall be contained in the root SubNetwork instance.
- NOTE 7: If contained in a SubNetwork instance, IRPAgent shall be contained in the root SubNetwork instance.
- NOTE 8: For a clarification on the choice of containment of the IRPAgent (since it has three possible parents), see the def. of IRPAgent.

Figure 6.1: Generic NRM Containment/Naming and Association diagram

Each Managed Object is identified with a Distinguished Name (DN) according to 3GPP TS 32.300 [13] that expresses its containment hierarchy. As an example, the DN of a ManagedElement instance could have a format like:

SubNetwork=Sweden,MeContext=MEC-Gbg-1,ManagedElement=RNC-Gbg-1.



NOTE 1: The listed cardinality numbers represent transient as well as steady-state numbers, and reflect all managed object creation and deletion scenarios.

NOTE 2: Each instance of the vsDataContainer shall only be contained under one IOC. The vsDataContainer can be contained under IOCs defined in other NRMs by virtue of inheritance from the GENERIC NRM.

Figure 6.2: vsDataContainer Containment/Naming and Association in GENERIC NRM diagram

The vsDataContainer is only used for the Bulk CM IRP.

6.1.2.2 Inheritance

This clause depicts the inheritance relationships that exist between information object classes.

Figure 6.3 shows the inheritance diagram.

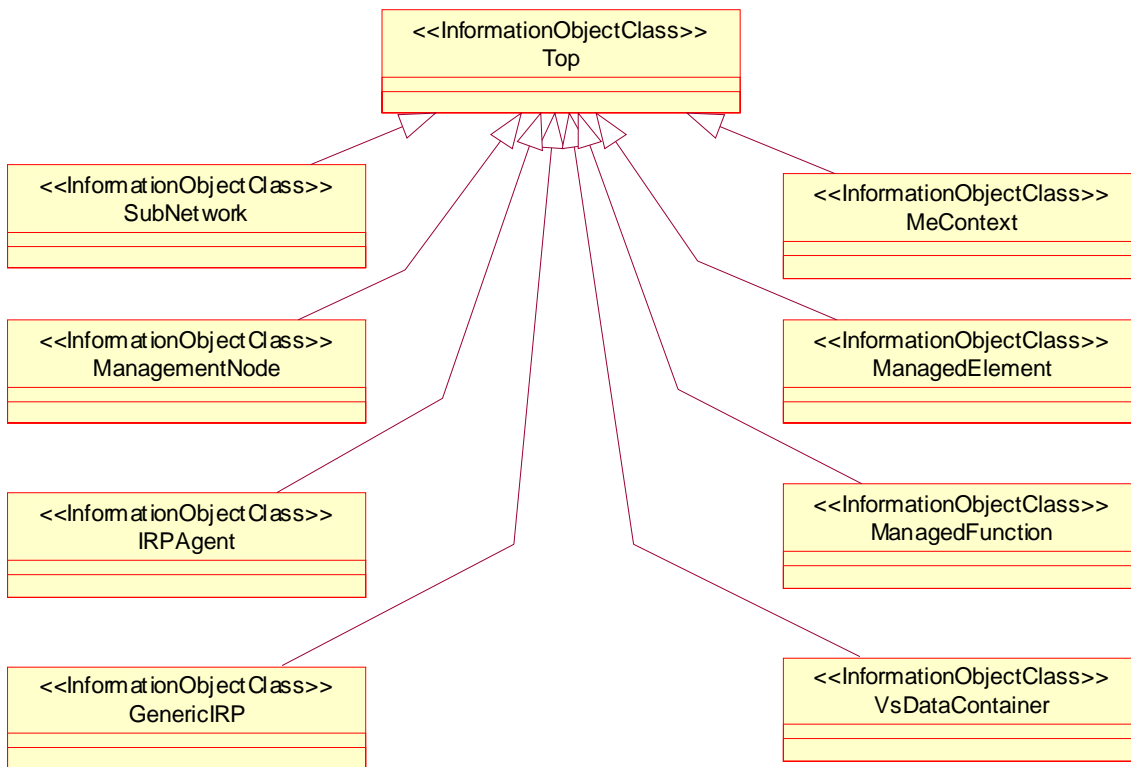


Figure 6.3: Generic Network Resource Model IRP Inheritance Hierarchy

6.1.3 Information object class definitions

6.1.3.1 GenericIRP

6.1.3.1.1 Definition

This IOC represents the IRP capability associated with each IRPAgent. This IOC cannot be instantiated. It is defined for sub-classing purposes. At least one instance of a sub-class of GenericIRP shall be present for every IRPAgent instance.

6.1.3.1.2 Attributes

Table 6.1: Attributes of GenericIRP

| Attribute Name | Support Qualifier | Read Qualifier | Write Qualifier |
|----------------|-------------------|----------------|-----------------|
| iRPId | M | M | - |

6.1.3.2 IRPAgent

6.1.3.2.1 Definition

This IOC represents the functionality of an IRPAgent. It shall be present. For a definition of IRPAgent, see 3GPP TS 32.102 [2].

The IRPAgent will be contained under an IOC as follows (only one of the options shall be used):

1. ManagementNode, if the configuration contains a ManagementNode;
2. SubNetwork, if the configuration contains a SubNetwork and no ManagementNode;
3. ManagedElement, if the configuration contains no ManagementNode or SubNetwork.

6.1.3.2.2 Attributes

Table 6.2: Attributes of IRPAgent

| Attribute Name | Support Qualifier | Read Qualifier | Write Qualifier |
|----------------|-------------------|----------------|-----------------|
| iRPAgentId | M | M | - |
| systemDN | C | M | - |

6.1.3.2.3 Notifications

Table 6.3: Notifications of IRPAgent

| Name | Qualifier | Notes |
|--------------------------------|---------------------------------------|-------|
| notifyAckStateChanged | See Alarm IRP (3GPP TS 32.111-2 [11]) | |
| notifyAttributeValueChange | O | |
| notifyChangedAlarm | See Alarm IRP (3GPP TS 32.111-2 [11]) | |
| notifyClearedAlarm | See Alarm IRP (3GPP TS 32.111-2 [11]) | |
| notifyNewAlarm | See Alarm IRP (3GPP TS 32.111-2 [11]) | |
| notifyObjectCreation | O | |
| notifyObjectDeletion | O | |
| notifyComments | See Alarm IRP (3GPP TS 32.111-2 [11]) | |
| notifyAlarmListRebuilt | See Alarm IRP (3GPP TS 32.111-2 [11]) | |
| notifyPotentialFaultyAlarmList | See Alarm IRP (3GPP TS 32.111-2 [11]) | |

Note that these notifications are issued based on occurrences on the IRPAgent IOC and not on occurrences on other IOCs.

6.1.3.3 ManagedElement

6.1.3.3.1 Definition

This IOC represents telecommunications equipment or TMN entities within the telecommunications network that performs Managed Element (ME) functions, i.e. provides support and/or service to the subscriber.

An ME communicates with a manager (directly or indirectly) over one or more interfaces for the purpose of being monitored and/or controlled. MEs may or may not additionally perform element management functionality.

An ME contains equipment that may or may not be geographically distributed. An ME is often referred to as a "Network Element".

A ManagedElement may be contained in either a SubNetwork or in an MeContext instance. A single ManagedElement seen over the Itf-N may also exist stand-alone with no parent at all.

The ManagedElement IOC may be used to represent combined ME functionality (as indicated by the managedElementType attribute and the contained instances of different functional IOCs).

Single function ManagedElement IOC instances will have a 1..1 containment relationship to a function IOC instance (in this context a function IOC instance is an instance of an IOC derived from the ManagedFunction IOC). Multiple function ManagedElement instances will have a 1..N containment relationship to function IOC instances.

6.1.3.3.2 Attributes

Table 6.4: Attributes of ManagedElement

| Attribute Name | Support Qualifier | Read Qualifier | Write Qualifier |
|--------------------|-------------------|----------------|-----------------|
| managedElementId | M | M | - |
| dnPrefix | M | M | - |
| managedElementType | M | M | - |
| userLabel | M | M | M |
| vendorName | M | M | - |
| userDefinedState | M | M | M |
| locationName | M | M | - |
| swVersion | M | M | - |
| managedBy | M | M | - |

6.1.3.3.3 Attribute constraints

Attribute constrains for dnPrefix: The attribute dnPrefix shall be supported if an instance of ManagedElement is the local root instance of the MIB. Otherwise the attribute shall be absent or carry no information.

6.1.3.3.4 Notifications

Table 6.5: Notifications of ManagedElement

| Name | Qualifier | Notes |
|--------------------------------|---------------------------------------|-------|
| notifyAckStateChanged | See Alarm IRP (3GPP TS 32.111-2 [11]) | |
| notifyAttributeValueChange | O | |
| notifyChangedAlarm | See Alarm IRP (3GPP TS 32.111-2 [11]) | |
| notifyClearedAlarm | See Alarm IRP (3GPP TS 32.111-2 [11]) | |
| notifyNewAlarm | See Alarm IRP (3GPP TS 32.111-2 [11]) | |
| notifyObjectCreation | O | |
| notifyObjectDeletion | O | |
| notifyComments | See Alarm IRP (3GPP TS 32.111-2 [11]) | |
| notifyAlarmListRebuilt | See Alarm IRP (3GPP TS 32.111-2 [11]) | |
| notifyPotentialFaultyAlarmList | See Alarm IRP (3GPP TS 32.111-2 [11]) | |

6.1.3.4 ManagedFunction

6.1.3.4.1 Definition

This IOC is provided for sub-classing only. It provides attribute(s) that are common to functional IOCs. Note that a Managed Element may contain several managed functions. The ManagedFunction may be extended in the future if more common characteristics to functional objects are identified.

6.1.3.4.2 Attributes

Table 6.6: Attributes of ManagedFunction

| Attribute Name | Support Qualifier | Read Qualifier | Write Qualifier |
|----------------|-------------------|----------------|-----------------|
| userLabel | M | M | M |

6.1.3.5 ManagementNode

6.1.3.5.1 Definition

This IOC represents a telecommunications management system (EM) within the TMN that contains functionality for managing a number of Managed Elements (MEs). The management system communicates with the MEs directly or indirectly over one or more interfaces for the purpose of monitoring and/or controlling these MEs.

This class has similar characteristics as the ManagedElement. The main difference between these two classes is that the ManagementNode has a special association to the managed elements that it is responsible for managing.

6.1.3.5.2 Attributes

Table 6.7: Attributes of ManagementNode

| Attribute Name | Support Qualifier | Read Qualifier | Write Qualifier |
|------------------|-------------------|----------------|-----------------|
| managementNodeId | M | M | - |
| userLabel | M | M | M |
| vendorName | M | M | - |
| userDefinedState | M | M | M |
| locationName | M | M | - |
| swVersion | M | M | - |
| managedElements | M | M | - |

6.1.3.5.3 Notifications

Table 6.8: Notifications of ManagementNode

| Name | Qualifier | Notes |
|--------------------------------|---------------------------------------|-------|
| notifyAckStateChanged | See Alarm IRP (3GPP TS 32.111-2 [11]) | |
| notifyAttributeValueChange | O | |
| notifyChangedAlarm | See Alarm IRP (3GPP TS 32.111-2 [11]) | |
| notifyClearedAlarm | See Alarm IRP (3GPP TS 32.111-2 [11]) | |
| notifyNewAlarm | See Alarm IRP (3GPP TS 32.111-2 [11]) | |
| notifyObjectCreation | O | |
| notifyObjectDeletion | O | |
| notifyComments | See Alarm IRP (3GPP TS 32.111-2 [11]) | |
| notifyAlarmListRebuilt | See Alarm IRP (3GPP TS 32.111-2 [11]) | |
| notifyPotentialFaultyAlarmList | See Alarm IRP (3GPP TS 32.111-2 [11]) | |

6.1.3.6 MeContext

6.1.3.6.1 Definition

This IOC is introduced for naming purposes. It may support creation of unique DNs in scenarios when some MEs have the same RDNs due to the fact that they have been manufacturer pre-configured.

If some MEs have the same RDNs (for the above mentioned reason) and they are contained in the same SubNetwork instance, some measure shall be taken in order to assure the global uniqueness of DNs for all IOC instances under those MEs. One way could be to set different DnPrefixes for those NEs, but that would require either that:

- all LDNs or DNs are locally modified using the new DnPrefix for the upper portion of the DNs, or
- a mapping (translation) of the old LDNs or DNs to the new DNs every time they are used externally, e.g. in alarm notifications.

As both the two alternatives above may involve unacceptable drawbacks (as the old RDNs for the MEs then would have to be changed or mapped to new values), using MeContext offers a new alternative to resolve the DN creation. Using MeContext as part of the naming tree (and thus the DN) means that the DnPrefix, including a unique MeContext for each ME, may be directly concatenated with the LDNs, without any need to change or map the existing ME RDNs to new values.

MeContext have 0..N instances. It may exist even if no SubNetwork exists. Every instance of MeContext contains exactly one ManagedElement during steady-state operations.

6.1.3.6.2 Attributes

Table 6.9: Attributes of MeContext

| Attribute Name | Support Qualifier | Read Qualifier | Write Qualifier |
|----------------|-------------------|----------------|-----------------|
| meContextId | M | M | - |
| dnPrefix | M | M | - |

6.1.3.6.3 Attribute constraints

Attribute constrains for dnPrefix: The attribute dnPrefix shall be supported if an instance of MeContext is the local root instance of the MIB. Otherwise the attribute shall be absent or carry no information.

6.1.3.6.4 Notification

Table 6.10: Notifications of MeContext

| Name | Qualifier | Notes |
|--------------------------------|---------------------------------------|-------|
| notifyAckStateChanged | See Alarm IRP (3GPP TS 32.111-2 [11]) | |
| notifyAttributeValueChange | O | |
| notifyChangedAlarm | See Alarm IRP (3GPP TS 32.111-2 [11]) | |
| notifyClearedAlarm | See Alarm IRP (3GPP TS 32.111-2 [11]) | |
| notifyNewAlarm | See Alarm IRP (3GPP TS 32.111-2 [11]) | |
| notifyObjectCreation | O | |
| notifyObjectDeletion | O | |
| notifyComments | See Alarm IRP (3GPP TS 32.111-2 [11]) | |
| notifyAlarmListRebuilt | See Alarm IRP (3GPP TS 32.111-2 [11]) | |
| notifyPotentialFaultyAlarmList | See Alarm IRP (3GPP TS 32.111-2 [11]) | |

6.1.3.7 SubNetwork

6.1.3.7.1 Definition

This IOC represents a set of managed entities as seen over the Itf-N.

There may be zero or more instances of a SubNetwork. It shall be present if either a ManagementNode or multiple ManagedElements are present (i.e. ManagementNode and multiple ManagedElement instances shall have SubNetwork as parent).

The SubNetwork instance not contained in any other instance of SubNetwork is referred to as "the root SubNetwork instance".

6.1.3.7.2 Attributes

Table 6.11: Attributes of SubNetwork

| Attribute Name | Support Qualifier | Read Qualifier | Write Qualifier |
|------------------------|-------------------|----------------|-----------------|
| subNetworkId | M | M | - |
| dnPrefix | M | M | - |
| userLabel | M | M | M |
| userDefinedNetworkType | M | M | - |

6.1.3.7.3 Attribute constraints

Attribute constraints for dnPrefix: The attribute dnPrefix shall be supported if an instance of SubNetwork is the local root instance of the MIB. Otherwise the attribute shall be absent or carry no information.

6.1.3.7.4 Notification

Table 6.12: Notifications of SubNetwork

| Name | Qualifier | Notes |
|--------------------------------|---------------------------------------|-------|
| notifyAckStateChanged | See Alarm IRP (3GPP TS 32.111-2 [11]) | |
| notifyAttributeValueChange | O | |
| notifyChangedAlarm | See Alarm IRP (3GPP TS 32.111-2 [11]) | |
| notifyClearedAlarm | See Alarm IRP (3GPP TS 32.111-2 [11]) | |
| notifyNewAlarm | See Alarm IRP (3GPP TS 32.111-2 [11]) | |
| notifyObjectCreation | O | |
| notifyObjectDeletion | O | |
| notifyComments | See Alarm IRP (3GPP TS 32.111-2 [11]) | |
| notifyAlarmListRebuilt | See Alarm IRP (3GPP TS 32.111-2 [11]) | |
| notifyPotentialFaultyAlarmList | See Alarm IRP (3GPP TS 32.111-2 [11]) | |

6.1.3.8 Top

6.1.3.8.1 Definition

This IOC is introduced for generalisation purposes. All information object classes defined in all TS that claim to be conformant to 32.102[2] shall inherit from Top.

6.1.3.8.2 Attributes

Table 6.13: Attributes of Top

| Attribute Name | Support Qualifier | Read Qualifier | Write Qualifier |
|----------------|-------------------|----------------|-----------------|
| objectClass | M | M | - |
| objectInstance | M | M | - |

6.1.3.9 Class VsDataContainer

6.1.3.9.1 Definition

The 'VsDataContainer' managed object is a container for vendor specific data. The number of instances of the 'VsDataContainer' can differ from vendor to vendor. This IOC shall only be used by the Bulk CM IRP for the UTRAN, GERAN and CN NRMs.

6.1.3.9.2 Attribute

Table 6.14: Attributes of VsDataContainer

| Attribute Name | Support Qualifier | Read Qualifier | Write Qualifier |
|---------------------|-------------------|----------------|-----------------|
| vsDataContainerId | M | M | - |
| vsDataType | M | M | - |
| vsData | M | M | M |
| vsDataFormatVersion | M | M | - |

6.1.4 Information relationship definitions

6.1.4.1 ManagementScope (M)

6.1.4.1.1 Definition

This association is used to represent relationships between one or more MEs and the ManagementNode that is responsible for managing the MEs. It has two roles, named Manager and Subordinate. The role 'Manager' models the fact that a ManagementNode is responsible for managing zero or more MEs, and the role Subordinate models the fact that an ME is managed by zero or one ManagementNode. Each role is in the IOC definition mapped to a reference attribute with the same name.

6.1.4.1.2 Roles

The roles involved in the relation ManagementScope are listed in this table.

Table 6.15: Roles of the relation ManagementScope

| Name | Definition |
|-------------|--------------------------------------------------------------------------------------------------------------------------------------------------------------------------------------------------------------------------------------------------------|
| Manager | This role represents the ManagementNode's capability to identify the set of related ManagedElements. This role is modelled by a reference attribute named managedElements. ManagementNode.managedElements shall carry the set of ManagedElement DN(s). |
| Subordinate | This role represents the ManagedElement's capability to identify the set of related managementNode(s). This role is modelled by a reference attribute named managedBy. ManagedElement.managedBy shall carry the set of ManagementNode DN(s). |

6.1.4.1.3 Constraints

There is no constraint for this relationship.

6.1.5 Information attribute definitions

6.1.5.1 Definitions and legal values

Table 6.16 defines the attributes that are present in several information object classes of the present document.

Table 6.16: Attributes

| Attribute Name | Definition | Legal Values |
|--------------------|-----------------------------------------------------------------------------------------------------------------------------------------------------------------------------------------------------------------------------------------------------------------------|--------------------------------------------------------------------------------------------------------------------------------------------------------------------------------------------------------------------------------------------------------------------------------------------------------------------------------------------------------------------------------------------------------------------------------------------------------------------------------------------------------------------------------------------------------------------------|
| dnPrefix | It carries the DN Prefix information as defined in Annex C of 32.300 [13] or no information. | |
| managedElementId | An attribute whose 'name+value' can be used as an RDN when naming an instance of the ManagedElement object class. This RDN uniquely identifies the object instance within the scope of its containing (parent) object instance. | |
| managedElementType | The type of managed element. It is a multi-valued attribute with one or more elements. Thus, it may represent one ME functionality or a combination of more than one functionality. The actual syntax and encoding of this attribute is Solution Set specific. | The legal values of this attribute are the names of the IOC(s) that are (a) derived/subclassed from ManagedFunction and (b) directly name-contained by ManagedElement IOC (on the first level below ManagedElement), but with the string "Function" excluded. The capitalisation (usage of upper/lower case) of characters in this attribute is insignificant. Thus, the IRPManager should be case insensitive when reading these values. Two examples of legal values are: <ul style="list-style-type: none"> • NodeB; • HLR,VLR. |
| irpAgentId | An attribute whose 'name+value' can be used as an RDN when naming an instance of this object class. This RDN uniquely identifies the object instance within the scope of its containing (parent) object instance. | |
| irpId | An attribute whose 'name+value' can be used as an RDN when naming an instance of this object class. This RDN uniquely identifies the object instance within the scope of its containing (parent) object instance. | |
| locationName | The physical location of this entity (e.g. an address). | |
| managedElements | Models the role 'Manager' – see subclause 6.1.4.1.2. This attribute contains a list of the DN(s) of the related ManagedElement instance(s). | |
| managementNodeId | An attribute whose 'name+value' can be used as an RDN when naming an instance of this object class. This RDN uniquely identifies the object instance within the scope of its containing (parent) object instance. | |
| managedBy | Models the role 'Subordinate' – see subclause 6.1.4.1.2. This attribute contains a list of the DN(s) of the related ManagementNode instance(s). | |
| meContextId | An attribute whose 'name+value' can be used as an RDN when naming an instance of this object class. This RDN uniquely identifies the object instance within the scope of its containing (parent) object instance. | |
| objectClass | An attribute which captures the name of the class from which the object instance is an occurrence of. | |
| objectInstance | An information which captures the Distinguished Name of any object. | |

| Attribute Name | Definition | Legal Values |
|------------------------|-----------------------------------------------------------------------------------------------------------------------------------------------------------------------------------------------------------------------------|--------------|
| subNetworkId | An attribute whose 'name+value' can be used as an RDN when naming an instance of the SubNetwork object class. This RDN uniquely identifies the object instance within the scope of its containing (parent) object instance. | |
| swVersion | The software version of the ManagementNode or ManagedElement (this is used for determining which version of the vendor specific information is valid for the ManagementNode or ManagedElement). | |
| systemDN | The Distinguished Name (DN) of IRPAgent. Defined in 3GPP TS 32.300. | |
| userDefinedNetworkType | Textual information regarding the type of network, e.g. UTRAN. | |
| userDefinedState | An operator defined state for operator specific usage. (See also Note below) | |
| userLabel | A user-friendly name of this object. | |
| vendorName | The name of the vendor. | |
| vsData | Vendor specific attributes of the type vsDataType. The attribute definitions including constraints (value ranges, data types, etc.) are specified in a vendor specific data format file. | |
| vsDataContainerId | An attribute whose 'name+value' can be used as an RDN when naming an instance of this object class. This RDN uniquely identifies the object instance within the scope of its containing (parent) object instance. | |
| vsDataFormatVersion | Name of the data format file, including version. | |
| vsDataType | Type of vendor specific data contained by this instance, e.g. relation specific algorithm parameters, cell specific parameters for power control or re-selection or a timer. The type itself is also vendor specific. | |

Annex A (informative): IOC/MOC name recommendation

Recommendation:

3GPP considers the use of many non-alphanumeric characters as valid characters for constructing the IOC names. The Java programming language considers the use of alphanumeric characters plus only two non-alphanumeric characters, i.e. "\$" and "_", as valid characters for Java Packages and Java Class names. Because the names of the Java Packages and Java Classes generated by Java programming tools for SS implementation may include MO Class names, a Java environment would have to include a translation mechanism that replaces the invalid characters (if they are used by the specification author to name an IOC, that is mapped to the same MOC name in a Solution Set) by valid characters. For example, replace "-" by "_". This translation mechanism causes unwanted complexity and reduction in performance of the implementation. Given Java may become popular for coding IRP Manager and/or IRP Agent capabilities, this note recommends the specification authors to use valid Java name characters (i.e. all alphanumeric characters plus "\$" and "_") to name their IS IOCs and SS MOCs.

Annex B (informative): Change history

| Change history | | | | | | | |
|----------------|-------|-----------|-----|-----|---------------------------------------------------------------------------------------------------------------------------------------------------------------------------|-------|-------|
| Date | TSG # | TSG Doc. | CR | Rev | Subject/Comment | Old | New |
| Jun 2001 | S_12 | SP-010283 | -- | -- | Approved at TSG SA #12 and placed under Change Control | 2.0.0 | 4.0.0 |
| Sep 2001 | S_13 | SP-010479 | 001 | -- | Add the notification notifyComments in all MOCs that support alarms and correct the list of allowed members of the attribute managedElementType of the MOC managedElement | 4.0.0 | 4.1.0 |
| Sep 2001 | S_13 | SP-010479 | 002 | -- | Correction of Generic NRM Containment/Naming and Association diagram | 4.0.0 | 4.1.0 |
| Sep 2001 | S_13 | SP-010479 | 003 | -- | Correct description of swVersion attribute | 4.0.0 | 4.1.0 |
| Mar 2002 | S_15 | SP-020020 | 004 | -- | Addition of managedElementType value for GSM Radio Access Network support | 4.1.0 | 4.2.0 |
| Jun 2002 | S_16 | SP-020299 | 005 | -- | Remove R99-inherited restriction of self-containment for MOC SubNetwork | 4.2.0 | 4.3.0 |
| Sep 2002 | S_17 | SP-020488 | 006 | -- | Upgrade to Rel-5 (Add new IS method, MOC name convention) | 4.3.0 | 5.0.0 |
| Jun 2003 | S_20 | SP-030280 | 008 | -- | Correction of Notifications for IOCs | 5.0.0 | 5.1.0 |
| Dec 2003 | S_22 | SP-030643 | 010 | -- | Add Missing VsDataContainer for ManagedFunction & ManagedElement and Other IOCs (Version 2) | 5.1.0 | 5.2.0 |
| Dec 2003 | S_22 | SP-030644 | 011 | -- | Correction of UML diagram and other corrections | 5.1.0 | 5.2.0 |
| Mar 2004 | S_23 | SP-040128 | 013 | -- | Addition of missing attributes for the managementScope association | 5.2.0 | 5.3.0 |
| Jun 2004 | S_24 | SP-040249 | 015 | -- | Add missing attribute constraints for dnPrefix | 5.3.0 | 5.4.0 |
| Jun 2004 | S_24 | SP-040251 | 017 | -- | Correction of legal values for managedElementType attribute | 5.3.0 | 5.4.0 |
| | | | | | | | |

History

| Document history | | |
|-------------------------|----------------|-------------|
| V5.0.0 | September 2002 | Publication |
| V5.1.0 | June 2003 | Publication |
| V5.2.0 | December 2003 | Publication |
| V5.3.0 | March 2004 | Publication |
| V5.4.0 | June 2004 | Publication |