

ETSI TS 132 652 V4.3.0 (2002-06)

Technical Specification

**Digital cellular telecommunications system (Phase 2+);
Telecommunication management;
Configuration Management;
GERAN network resources
Integration Reference Point (IRP): NRM
(3GPP TS 32.652 version 4.3.0 Release 4)**



Reference

RTS/TSGS-0532652v430

Keywords

GSM

ETSI

650 Route des Lucioles
F-06921 Sophia Antipolis Cedex - FRANCE

Tel.: +33 4 92 94 42 00 Fax: +33 4 93 65 47 16

Siret N° 348 623 562 00017 - NAF 742 C
Association à but non lucratif enregistrée à la
Sous-Préfecture de Grasse (06) N° 7803/88

Important notice

Individual copies of the present document can be downloaded from:

<http://www.etsi.org>

The present document may be made available in more than one electronic version or in print. In any case of existing or perceived difference in contents between such versions, the reference version is the Portable Document Format (PDF). In case of dispute, the reference shall be the printing on ETSI printers of the PDF version kept on a specific network drive within ETSI Secretariat.

Users of the present document should be aware that the document may be subject to revision or change of status. Information on the current status of this and other ETSI documents is available at

<http://portal.etsi.org/tb/status/status.asp>

If you find errors in the present document, send your comment to:

editor@etsi.fr

Copyright Notification

No part may be reproduced except as authorized by written permission.
The copyright and the foregoing restriction extend to reproduction in all media.

© European Telecommunications Standards Institute 2002.
All rights reserved.

DECTTM, **PLUGTESTS**TM and **UMTS**TM are Trade Marks of ETSI registered for the benefit of its Members.
TIPHONTM and the **TIPHON logo** are Trade Marks currently being registered by ETSI for the benefit of its Members.
3GPPTM is a Trade Mark of ETSI registered for the benefit of its Members and of the 3GPP Organizational Partners.

Intellectual Property Rights

IPRs essential or potentially essential to the present document may have been declared to ETSI. The information pertaining to these essential IPRs, if any, is publicly available for **ETSI members and non-members**, and can be found in ETSI SR 000 314: "*Intellectual Property Rights (IPRs); Essential, or potentially Essential, IPRs notified to ETSI in respect of ETSI standards*", which is available from the ETSI Secretariat. Latest updates are available on the ETSI Web server (<http://webapp.etsi.org/IPR/home.asp>).

Pursuant to the ETSI IPR Policy, no investigation, including IPR searches, has been carried out by ETSI. No guarantee can be given as to the existence of other IPRs not referenced in ETSI SR 000 314 (or the updates on the ETSI Web server) which are, or may be, or may become, essential to the present document.

Foreword

This Technical Specification (TS) has been produced by ETSI 3rd Generation Partnership Project (3GPP).

The present document may refer to technical specifications or reports using their 3GPP identities, UMTS identities or GSM identities. These should be interpreted as being references to the corresponding ETSI deliverables.

The cross reference between GSM, UMTS, 3GPP and ETSI identities can be found under www.etsi.org/key.

Contents

Intellectual Property Rights	2
Foreword.....	2
Foreword.....	4
Introduction	4
1 Scope	6
2 References	6
3 Definitions and abbreviations.....	7
3.1 Definitions	7
3.2 Abbreviations	8
4 System overview	9
4.1 System context	9
4.2 Compliance rules.....	10
5 Modelling approach.....	10
6 IRP Information Model	10
6.1 Introduction	10
6.2 Managed Object Class (MOC) diagrams.....	11
6.2.1 Inheritance hierarchy	11
6.2.2 Containment/Naming and Association diagrams.....	11
6.3 Managed Object Class (MOC) definitions	14
6.3.1 MOC BssFunction	14
6.3.2 MOC BtsSiteMgr	14
6.3.3 MOC GsmCell	15
6.3.4 MOC GsmRelation.....	16
6.3.5 MOC ExternalGsmCell	17
Annex A (informative): Change history	18
History	19

Foreword

This Technical Specification has been produced by the 3rd Generation Partnership Project (3GPP).

The contents of the present document are subject to continuing work within the TSG and may change following formal TSG approval. Should the TSG modify the contents of the present document, it will be re-released by the TSG with an identifying change of release date and an increase in version number as follows:

Version x.y.z

where:

- x the first digit:
 - 1 presented to TSG for information;
 - 2 presented to TSG for approval;
 - 3 or greater indicates TSG approved document under change control.
- y the second digit is incremented for all changes of substance, i.e. technical enhancements, corrections, updates, etc.
- z the third digit is incremented when editorial only changes have been incorporated in the document.

Introduction

Configuration Management (CM), in general, provides the operator with the ability to assure correct and effective operation of the 3G network as it evolves. CM actions have the objective to control and monitor the actual configuration on the Network Elements (NEs) and Network Resources (NRs), and they may be initiated by the operator or by functions in the Operations Systems (OSs) or NEs.

CM actions may be requested as part of an implementation programme (e.g. additions and deletions), as part of an optimisation programme (e.g. modifications), and to maintain the overall Quality of Service (QoS). The CM actions are initiated either as single actions on single NEs of the 3G network, or as part of a complex procedure involving actions on many resources/objects in one or several NEs.

Due to the growing number of specifications to model new services and Resource Models for Configuration Management (CM), as well as the expected growth in size of each of them from 3GPP Release 4 onwards, a new structure of the specifications is already needed in Release 4. This structure is needed for several reasons, but mainly to enable more independent development and release for each part, as well as a simpler document identification and version handling. Another benefit would be that it becomes easier for bodies outside 3GPP, such as the ITU-T, to refer to telecom management specifications from 3GPP. The new structure of the specifications does not lose any information or functionality supported by the Release 1999. The restructuring also includes defining new IRPs for the Network Resource Model (NRM) parts of R99 Basic CM IRP (Generic, Core Network and UTRAN NRM). These IRPs are named "Network Resources IRP".

Further, the Notification IRP (in Release 1999: 32.106-1 to -4) and the Name convention for Managed Objects (in Release 1999: 32.106-8) have been moved to a separate number series used for specifications common between several management areas (e.g. CM, FM, PM).

Finally, in addition to the restructuring mentioned above, the need to define some new functionality and IRPs for CM compared to Release 1999, has also been identified. Firstly, a new Bulk CM IRP, and secondly an a GERAN Network Resources IRP, have been created. Thirdly, the Generic, UTRAN and GERAN Network Resources IRPs have been extended with support for GSM-UMTS Inter-system handover (ISH), and the 32.600 (Concept and High-level Requirements) has been modified to cover the high-level Bulk CM and ISH requirements.

Table: Mapping between Release '99 and the new specification numbering scheme

R99 Old no.	Old (R99) specification title	Rel-4 New no.	New (Rel-4) specification title
32.106-1	3G Configuration Management: Concept and Requirements	32.600	3G Configuration Management: Concept and High-level Requirements
32.106-1	<Notification IRP requirements from 32.106-1 and 32.106-2>	32.301	Notification IRP: Requirements
32.106-2	Notification IRP: IS	32.302	Notification IRP: Information Service
32.106-3	Notification IRP: CORBA SS	32.303	Notification IRP: CORBA SS
32.106-4	Notification IRP: CMIP SS	32.304	Notification IRP: CMIP SS
32.106-8	Name convention for Managed Objects	32.300	Name Convention for Managed Objects
32.106-1	<Basic CM IRP IS requirements from 32.106-1 and 32.106-5>	32.601	Basic CM IRP: Requirements
32.106-5	Basic CM IRP IM (Intro & IS part)	32.602	Basic CM IRP: Information Service
32.106-6	Basic CM IRP CORBA SS (IS related part)	32.603	Basic CM IRP: CORBA SS
32.106-7	Basic CM IRP CMIP SS (IS related part)	32.604	Basic CM IRP: CMIP SS
32.106-8	Name convention for Managed Objects	32.300	Name Convention for Managed Objects
-	-	32.611	Bulk CM IRP: Requirements
-	-	32.612	Bulk CM IRP: Information Service
-	-	32.613	Bulk CM IRP: CORBA SS
-	-	32.614	Bulk CM IRP: CMIP SS
		32.615	Bulk CM IRP: XML file format definition
32.106-1	<Basic CM IRP Generic NRM requirements from 32.106-1 and 32.106-5>	32.621	Generic Network Resources IRP: Requirements
32.106-5	Basic CM IRP IM (Generic NRM part)	32.622	Generic Network Resources IRP: NRM
32.106-6	Basic CM IRP CORBA SS (Generic NRM related part)	32.623	Generic Network Resources IRP: CORBA SS
32.106-7	Basic CM IRP CMIP SS (Generic NRM related part)	32.624	Generic Network Resources IRP: CMIP SS
32.106-1	<Basic CM IRP CN NRM requirements from 32.106-1 and 32.106-5>	32.631	Core Network Resources IRP: Requirements
32.106-5	Basic CM IRP IM (CN NRM part)	32.632	Core Network Resources IRP: NRM
32.106-6	Basic CM IRP CORBA SS (CN NRM related part)	32.633	Core Network Resources IRP: CORBA SS
32.106-7	Basic CM IRP CMIP SS (CN NRM related part)	32.634	Core Network Resources IRP: CMIP SS
32.106-1	<Basic CM IRP UTRAN NRM requirements from 32.106-1 and 32.106-5>	32.641	UTRAN Network Resources IRP: Requirements
32.106-5	Basic CM IRP IM (UTRAN NRM part)	32.642	UTRAN Network Resources IRP: NRM
32.106-6	Basic CM IRP CORBA SS (UTRAN NRM related part)	32.643	UTRAN Network Resources IRP: CORBA SS
32.106-7	Basic CM IRP CMIP SS (UTRAN NRM related part)	32.644	UTRAN Network Resources IRP: CMIP SS
		32.651	GERAN Network Resources IRP: Requirements
		32.652	GERAN Network Resources IRP: NRM
		32.653	GERAN Network Resources IRP: CORBA SS
		32.654	GERAN Network Resources IRP: CMIP SS

1 Scope

The present document is part of an Integration Reference Point (IRP) named “GERAN Network Resources IRP”, through which an 'IRPAgent' (typically an Element Manager or Network Element) can communicate Configuration Management information to one or several 'IRPManagers' (typically Network Managers) concerning GERAN resources. The “GERAN Network Resources IRP” comprises a set of specifications defining Requirements, a protocol neutral Network Resource Model (NRM) and corresponding Solution Set(s).

The present document specifies the protocol neutral GERAN Network Resources IRP: Network Resource Model. It reuses relevant parts of the generic NRM in [16], either by direct reuse or sub-classing, and in addition to that defines GERAN specific Managed Object Classes.

The Configuration Management (CM) area is very large. The intention is to split the specification of the related interfaces in several IRPs – as described in the Introduction clause above. An important aspect of such a split is that the Network Resource Models (NRMs) defined in different IRPs containing NRMs are consistent, and that NRMs supported by an IRPAgent implementation can be accessed as one coherent model through one IRP Information Service.

To summarize, the present document has following main purpose: to define the applied GERAN specific Network Resource Model, based on the generic NRM in [16].

Finally, in order to access the information defined by this NRM, an IRP Information Service (IS) is needed, such as the Basic CM IRP: IS [17] or the Bulk CM IRP: IS [18]. However, which Information Service that is applicable is outside the scope of this document.

2 References

The following documents contain provisions which, through reference in this text, constitute provisions of the present document.

- References are either specific (identified by date of publication, edition number, version number, etc.) or non-specific.
- For a specific reference, subsequent revisions do not apply.
- For a non-specific reference, the latest version applies. In the case of a reference to a 3GPP document (including a GSM document), a non-specific reference implicitly refers to the latest version of that document *in the same Release as the present document*.

- [1] 3GPP TS 32.101: "3G Telecom Management principles and high level requirements".
- [2] 3GPP TS 32.102: "3G Telecom Management architecture".
- [3] 3GPP TS 24.008: "Core Network Protocols – Stage 3".
- [4] 3GPP TS 44.018: "Radio Resource Control Protocol".
- [5] 3GPP TS 45.008: "Radio subsystem link control".
- [6] 3GPP TS 45.002: "Multiplexing and multiple access on the radio path".
- [7] ITU-T Recommendation X.710 (1991): "Common Management Information Service Definition for CCITT Applications".
- [8] 3GPP TS 23.003: "Numbering, addressing and identification".
- [9] - [10] Void
- [11] 3GPP TS 32.111-2: "Telecommunication Management; Fault Management; Part 2: Alarm Integration Reference Point; Information Service Version 1".
- [12] Void

- [13] 3GPP TS 32.300: "Name Convention for Managed Objects".
- [14] 3GPP TS 32.600: "3G Configuration Management: Concepts and requirements".
- [15] Void.
- [16] 3GPP TS 32.622: "Generic Network Resources IRP: NRM".
- [17] 3GPP TS 32.602: "Basic CM IRP: Information Service".
- [18] 3GPP TS 32.612: "Bulk CM IRP: Information Service".

3 Definitions and abbreviations

3.1 Definitions

For the purposes of the present document, the following terms and definitions apply. For terms and definitions not found here, please refer to 3GPP TS 32.101 [1], 3GPP TS 32.102 [2] and 3GPP TS 32.600 [14].

Association: In general it is used to model relationships between Managed Objects. Associations can be implemented in several ways, such as:

- (1) name bindings,
- (2) reference attributes, and
- (3) association objects.

This IRP stipulates that containment associations shall be expressed through name bindings, but it does not stipulate the implementation for other types of associations as a general rule. These are specified as separate entities in the object models (UML diagrams). Currently (in Release 99) however, all (non-containment) associations are modelled by means of reference attributes of the participating MOs.

Managed Element (ME): An instance of the Managed Object Class ManagedElement, defined in [16].

Managed Object (MO): In the context of the present document, a Managed Object (MO) is a software object that encapsulates the manageable characteristics and behaviour of a particular Network Resource. The MO is instance of a MO class defined in a MIM/NRM. An MO class has attributes that provide information used to characterize the objects that belong to the class (the term "attribute" is taken from TMN and corresponds to a "property" according to CIM). Furthermore, an MO class can have operations that represent the behaviour relevant for that class (the term "operation" is taken from TMN and corresponds to a "method" according to CIM). An MO class may support notifications that provide information about an event occurrence within a network resource.

Management Information Base (MIB): A MIB is an instance of an NRM and has some values on the defined attributes and associations specific for that instance. In the context of the present document, an MIB consists of:

- (1) a Name space (describing the MO containment hierarchy in the MIB through Distinguished Names),
- (2) a number of Managed Objects with their attributes and
- (3) a number of Associations between these MOs. Also note that TMN (ITU-T Recommendation X.710 [7]) defines a concept of a Management Information Tree (also known as a Naming Tree) that corresponds to the name space (containment hierarchy) portion of this MIB definition. Figure 3.1 depicts the relationships between a Name space and a number of participating MOs (the shown association is of a non-containment type)

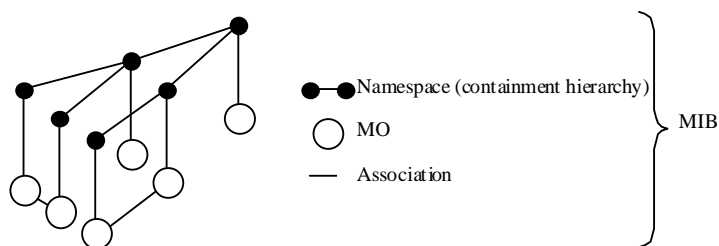


Figure 3.1: Relationships between a Name space and a number of participating MOs

Management Information Model (MIM): Also referred to as NRM – see the definition below.

Name space: A name space is a collection of names. The IRP name convention (see 3GPP TS 32.300 [13]) restricts the name space to a hierarchical containment structure, including its simplest form - the one-level, flat name space. All Managed Objects in a MIB shall be included in the corresponding name space and the MIB/name space shall only support a strict hierarchical containment structure (with one root object). A Managed Object that contains another is said to be the superior (parent); the contained Managed Object is referred to as the subordinate (child). The parent of all MOs in a single name space is called a Local Root. The ultimate parent of all MOs of all managed systems is called the Global Root.

Network Resource Model (NRM): A model representing the actual managed telecommunications network resources that a System is providing through the subject IRP. An NRM describes Managed Object Classes, their associations, attributes and operations. The NRM is also referred to as “MIM” (see above), which originates from the ITU-T TMN.

Node B: A logical node responsible for radio transmission/reception in one or more cells to/from the User Equipment. It terminates the Iub interface towards the RNC.

3.2 Abbreviations

For the purposes of the present document, the following abbreviations apply:

CIM	Common Information Model
CMIP	Common Management Information Protocol
CN	Core Network
CORBA	Common Object Request Broker Architecture
DN	Distinguished Name (see 3GPP TS 32.300 [13])
EM	Element Manager
FM	Fault Management
GERAN	GSM-EDGE Radio Access Network
GPRS	General Packet Radio System
IRP	Integration Reference Point
ITU-T	International Telecommunication Union, Telecommunication Sector
Iub	Interface between RNC and Node B
ME	Managed Element
MIB	Management Information Base
MIM	Management Information Model
MO	Managed Object
MOC	Managed Object Class
NE	Network Element
NM	Network Manager
NR	Network Resource
NRM	Network Resource Model
PM	Performance Management
RDN	Relative Distinguished Name (see 3GPP TS 32.300 [13])
RNC	Radio Network Controller
SS	Solution Set
TMN	Telecommunications Management Network
UML	Unified Modelling Language
UMTS	Universal Mobile Telecommunications System
UTRAN	UMTS Terrestrial Radio Access Network
XML	eXtensible Mark-up Language

4 System overview

4.1 System context

Figure 4.1 and 4.2 identify system contexts of the IRP defined by the present document in terms of its implementation called IRPAgent and the user of the IRPAgent, called IRPManager. For a definition of IRPManager and IRPAgent, see 3GPP TS 32.102 [2].

The IRPAgent implements and supports this IRP. The IRPAgent can reside in an Element Manager (EM; for definition see 3GPP TS 32.101 [1]) or a Network Element (NE) (see also [2] clause 8). In the former case, the interfaces (represented by a thick dotted line) between the EM and the NEs is not the subject of this IRP.

Figure 4.1 and 4.2 identify system contexts of the subject IRP in terms of its implementation called IRPAgent and the user of the IRPAgent, called IRPManager. For a definition of IRPManager and IRPAgent, see 3GPP TS 32.102 [2].

The IRPAgent implements and supports the Basic CM IRP. The IRPAgent can be an Element Manager (EM) or a mediator that interfaces one or more NEs (see Figure 4.1), or it can be a Network Element (NE) (see Figure 4.2). In the former case, the interfaces (represented by a thick dotted line) between the EM and the NEs are not subject of this IRP.

An IRPManager using this IRP shall choose one of the two System Contexts defined here, for each NE. For instance, if an EM is responsible for managing a number of NEs, the NM shall access this IRP through the EM and not directly to those NEs. For another IRP though, the System Context may be different.

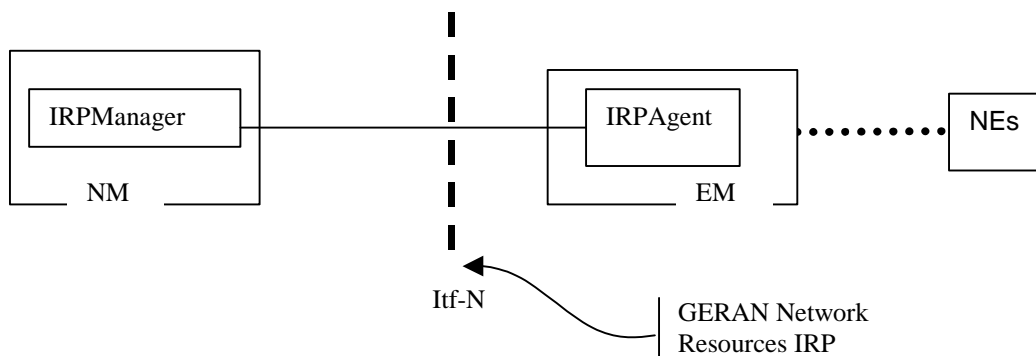


Figure 4.1: System Context A

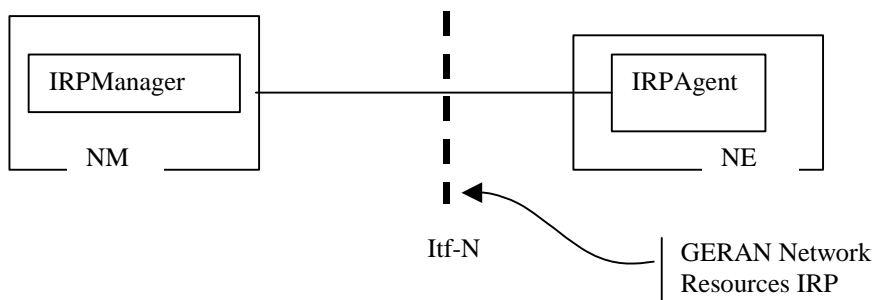


Figure 4.2: System Context B

4.2 Compliance rules

For general definitions of compliance rules related to qualifiers (Mandatory/Optional/Conditional) for *operations, notifications and parameters* (of operations and notifications) please refer to 3GPP TS 32.102 [2].

The following defines the meaning of Mandatory and Optional MOC attributes and associations between MOCs, in Solution Sets to the IRP defined by the present specification:

- The IRPManager shall support all mandatory attributes/associations. The IRPManager shall be prepared to receive information related to mandatory as well as optional attributes/associations without failure; however the IRPManager does not have to support handling of the optional attributes/associations.
- The IRPAgent shall support all mandatory attributes/associations. It may support optional attributes/associations.

An IRPAgent that incorporates vendor-specific extensions shall support normal communication with a 3GPP SAS-compliant IRPManager with respect to all Mandatory and Optional managed object classes, attributes, associations, operations, parameters and notifications without requiring the IRPManager to have any knowledge of the extensions.

Given that

- rules for vendor-specific extensions remain to be fully specified, and
- many scenarios under which IRPManager and IRPAgent interwork may exist,

it is recognised that in Release 4/5 the IRPManager, even though it is not required to have knowledge of vendor-specific extensions, may be required to be implemented with an awareness that extensions can exist and behave accordingly.

5 Modelling approach

The modelling approach adopted and used in this IRP is described in clause 5 of Generic Network Resources IRP: NRM [16].

6 IRP Information Model

6.1 Introduction

As already introduced in the previous clause, the present clause defines the GERAN Network Resources IRP: Network Resource Model. That is, this model defines GERAN specific MOCs that shall be contained under the generic MOCs defined in [16].

The managed object classes in this NRM are protocol environment neutral and the model does not define the syntax or encoding of the operations and parameters.

It should be noted that this model allows for combined managed element functionality, where more than one 'function MOCs' (inherited from ManagedFunction) modelling more specific managed element functionality may be contained in the ManagedElement MOC.

The Information Service(s) to access managed objects of this NRM is defined elsewhere.

The corresponding Solution Set specifications provide protocol dependent definitions. They provide the actual realization of the operations and notifications defined in this subclause in each protocol environment. One may find that the class/attribute definitions in the protocol-neutral model differ from those defined in the Solution Sets (e.g. due to mappings to existing standard models that are applicable for a specific Solution Set).

6.2 Managed Object Class (MOC) diagrams

A general note regarding all the notification tables defined for each MOC below: Each MOC may potentially send the notifications listed in the notification table for the MOC. The notifications with qualifier (M) shall be supported by the MOC, and the notifications with qualifier (O) may be supported by the MOC.

For example: If Notification notifyObjectCreation defined in Basic CM IRP has the qualifier (M), then if a MOC is defined such that it emits such a notification, this notification shall be emitted when appropriate (i.e. when a new object is created). If Notification notifyChangedAlarm has the qualifier (O) in Alarm IRP (see 3GPP TS 32.111-2 [11]), then if a MOC is defined such that it emits such a notification, this notification may or may not be emitted when appropriate.

Further, if a notification in the qualifier column (of the MOC notification tables) has a reference to another specification, it means that the qualifier for the notification is specified in the referred specification.

6.2.1 Inheritance hierarchy

Figure 6.1 shows the inheritance hierarchy for the GERAN NRM.

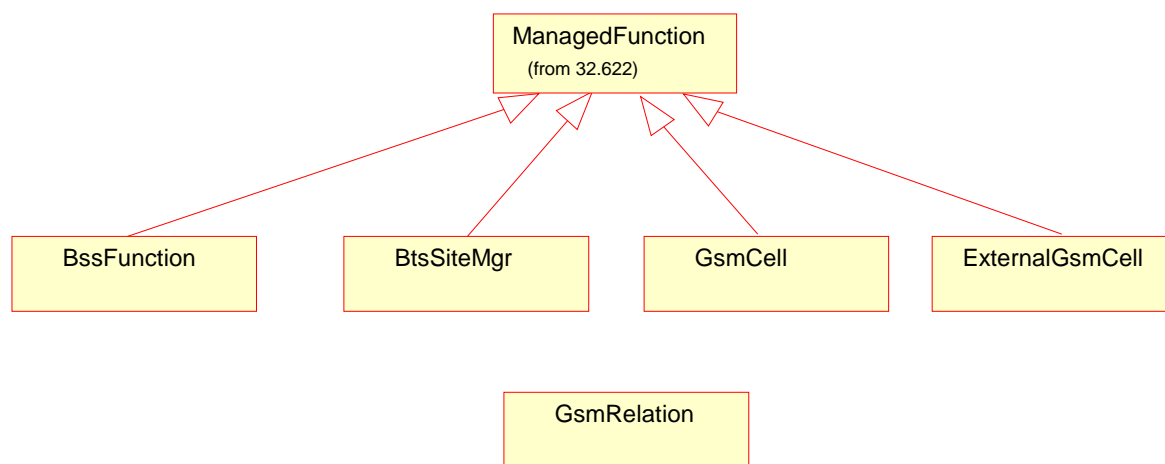
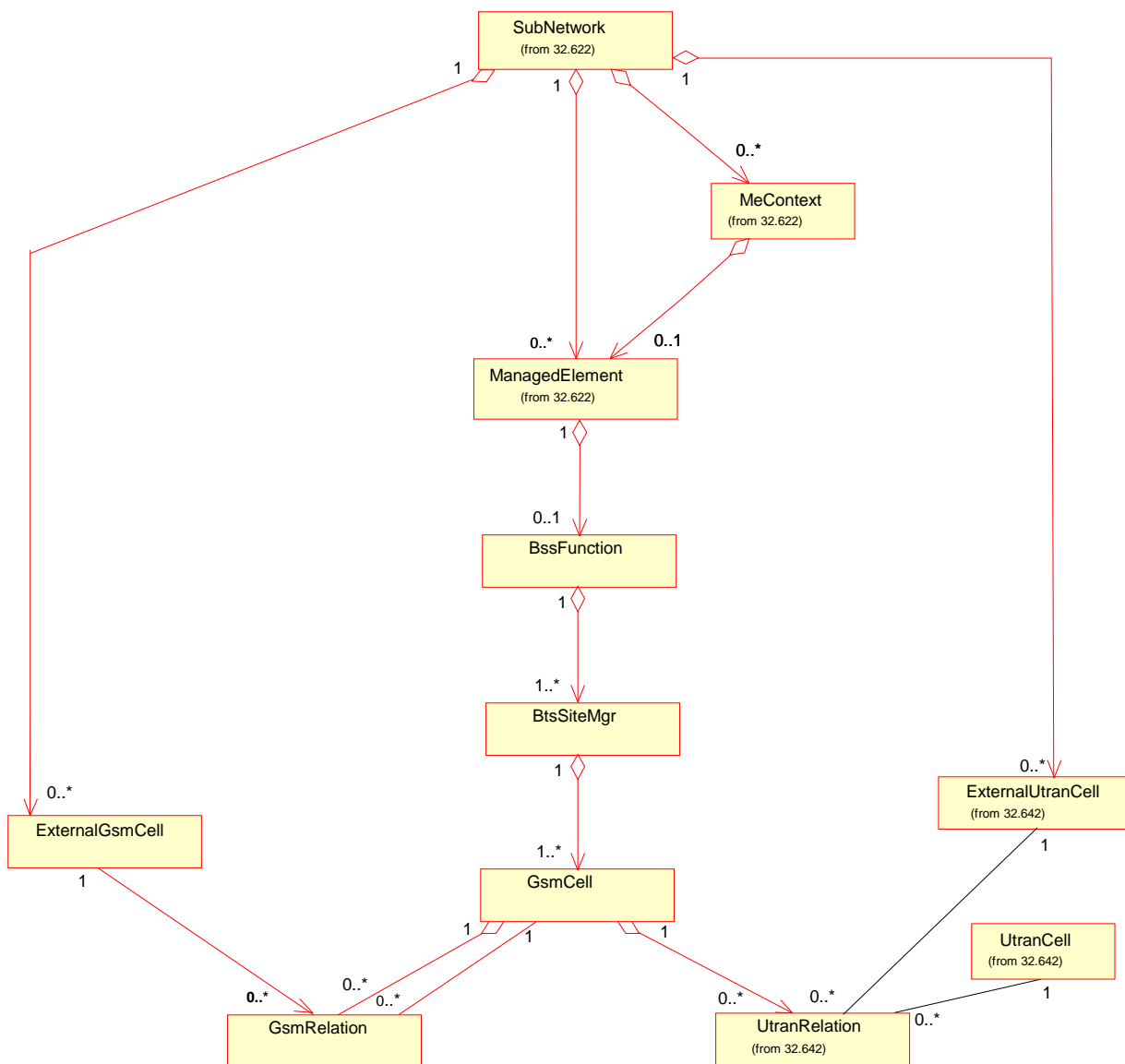


Figure 6.1: GERAN NRM Inheritance Hierarchy

6.2.2 Containment/Naming and Association diagrams

Figure 6.2 show the containment/naming hierarchy and the associations of the GERAN NRM.

NOTE: The Managed Object containment/naming relationships are in the diagram(s) below indicated by UML “Aggregation by reference” (“hollow diamonds”).

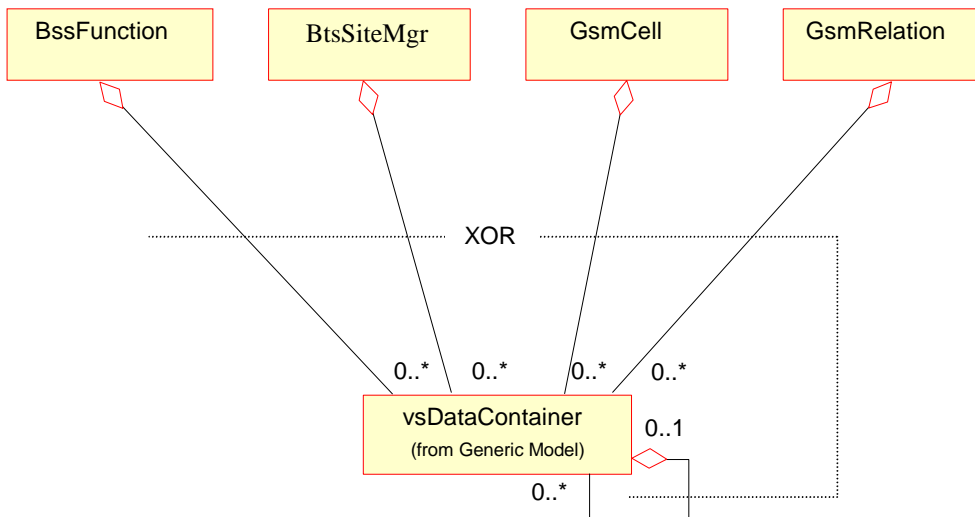


- NOTE 1: ManagedElement may be contained in either a SubNetwork or an MeContext instance, or have no parent instance at all. See also [16].
- NOTE 2: The listed cardinality numbers represent transient as well as steady-state numbers, and reflect all managed object creation and deletion scenarios.
- NOTE 3: The association between UtranRelation and UranCell is optional. It may be valid if both the UtranCell and the GsmCell are managed by the same management node.
- NOTE 4: The GeranRelation and UtranRelation can be contained under MOCs defined in other NRMs.

Figure 6.2: GERAN NRM Containment/Naming and Association diagram

Each Managed Object is identified with a Distinguished Name (DN) according to 3GPP TS 32.300 [13] that expresses its containment hierarchy. As an example, the DN of a Managed Object representing a cell could have a format like:

SubNetwork=Sweden,MeContext=MEC-Gbg-1,ManagedElement=RNC-Gbg-1,
BssFunction=BSS1.



NOTE 1: The listed cardinality numbers represent transient as well as steady-state numbers, and reflect all managed object creation and deletion scenarios.

NOTE 2: Each instance of the vsDataContainer shall only be contained under one MOC. The vsDataContainer can be contained under MOCs defined in other NRMs.

Figure 6: GERAN NRM Containment/Naming and Association diagram

The vsDataContainer is only used for the Bulk CM IRP.

6.3 Managed Object Class (MOC) definitions

6.3.1 MOC BssFunction

This Managed Object Class represents BSS functionality. For more information about the BSS, see GSM 03.02 [16].

It inherits from ManagedFunction.

Table 2: Attributes of BssFunction

Name	Qualifier	Description
bssFunctionId	READ-ONLY, M	An attribute whose 'name+value' can be used as an RDN when naming an instance of this object class. This RDN uniquely identifies the object instance within the scope of its containing (parent) object instance.
userLabel	READ-WRITE, M	A user-friendly (and user assigned) name of the associated object. Inherited from ManagedFunction.

Table 3: Notifications of BssFunction

Name	Qualifier	Notes
notifyAckStateChanged	See Alarm IRP (3GPP TS 32.111-2 [11])	
notifyAttributeValueChange	O	
notifyChangedAlarm	See Alarm IRP (3GPP TS 32.111-2 [11])	
notifyClearedAlarm	See Alarm IRP (3GPP TS 32.111-2 [11])	
notifyNewAlarm	See Alarm IRP (3GPP TS 32.111-2 [11])	
notifyObjectCreation	O	
notifyObjectDeletion	O	

6.3.2 MOC BtsSiteMgr

The 'BtsSiteMgr' managed object contains site specific information for a BTS site.

Table 4: Attributes of BtsSiteMgr

Name	Qualifier	Description
btsSiteMgrId	READ-ONLY, M	An attribute whose 'name+value' can be used as an RDN when naming an instance of this object class. This RDN uniquely identifies the object instance within the scope of its containing (parent) object instance.
userLabel	READ-WRITE, M	A user friendly (and user assigned) name of the associated object.
latitude	READ-WRITE, O	Used for geographical positioning of the sitemanager
longitude	READ-WRITE, O	Used for geographical positioning of the sitemanager

Table 5: Notifications of BtsSiteMgr

Name	Qualifier	Notes
notifyAckStateChanged	See Alarm IRP (3GPP TS 32.111-2 [11])	
notifyAttributeValueChange	O	
notifyChangedAlarm	See Alarm IRP (3GPP TS 32.111-2 [11])	
notifyClearedAlarm	See Alarm IRP (3GPP TS 32.111-2 [11])	
notifyNewAlarm	See Alarm IRP (3GPP TS 32.111-2 [11])	
notifyObjectCreation	O	
notifyObjectDeletion	O	

6.3.3 MOC GsmCell

This managed object class represents the GSM radio cell. The applicability of instantiation of this class is depending on the ME type. It may only be instantiated under ME of type BSC.

Table 6: Attributes of GsmCell

Name	Qualifier	Description
gsmCellId	READ-ONLY, M	An attribute whose 'name+value' can be used as an RDN when naming an instance of this object class. This RDN uniquely identifies the object instance within the scope of its containing (parent) object instance.
userLabel	READ-WRITE, M	A user friendly (and user assigned) name of the associated object.
cellIdentity	READ-WRITE, M	Cell Identity (Ref 3GPP TS 24.008 [3]).
cellAllocation	READ-WRITE, M	This attribute defines the set of radio frequencies allocated and available to a cell, the first element sets the BCCH frequency, Ref 3GPP TS 44.018 [4].
ncc	READ-WRITE, M	Network Colour Code, NCC (part of BSIC). Ref 3GPP TS 44.018 [4].
bcc	READ-WRITE, M	Base station colour code, BCC (part of BSIC). Ref 3GPP TS 44.018 [4].
lac	READ-WRITE, M	Location Area Code, LAC . Ref 3GPP TS 24.008 [3].
mcc	READ-WRITE, M	Mobile Country Code (Ref 3GPP TS 23.003 [8])
mnc	READ-WRITE, M	Mobile Network Code (Ref 3GPP TS 23.003 [8])
rac	READ-WRITE, O	Routing Area Code, RAC. Ref 3GPP TS 44.018 [4]. See Note for the optional condition.
racc	READ-WRITE, O	Routing Area Colour Code, RACC. Ref 3GPP TS 44.018 [4]. See Note for the optional condition.
tsc	READ-WRITE, M	Training Sequence Code, an attribute of the class channel in Ref 3GPP TS 44.018 [4]
rxLevAccessMin	READ-WRITE, M	Minimum Access Level. Attribute description Ref 3GPP TS 45.008 [5] (RXLEV_ACCESS_MIN)
msTxPwrMaxCCH	READ-WRITE, M	Maximum Transmission Power for a Mobile Station on a CCH. Attribute description Ref 3GPP TS 45.008 [5] (MS_TXPWR_MAX_CCH)
hoppingSequenceNumber	READ-WRITE, M	HoppingSequenceNumber. Attribute description reference 3GPP TS 45.002 [6] (HSN)
plmnPermitted	READ-WRITE, M	Network Colour Code Permitted. Attribute description reference 3GPP TS 45.008 [5] (NCC_PERMITTED)
NOTE: This attribute shall be included if the cell is a GPRS cell.		

Table 7: Notifications of GsmCell

Name	Qualifier	Notes
notifyAckStateChanged	See Alarm IRP (3GPP TS 32.111-2 [11])	
notifyAttributeValueChange	O	
notifyChangedAlarm	See Alarm IRP (3GPP TS 32.111-2 [11])	
notifyClearedAlarm	See Alarm IRP (3GPP TS 32.111-2 [11])	
notifyNewAlarm	See Alarm IRP (3GPP TS 32.111-2 [11])	
notifyObjectCreation	O	
notifyObjectDeletion	O	

6.3.4 MOC GsmRelation

The 'GsmRelation' managed object contains radio network related parameters for the relation to the 'GsmCell' or 'ExternalGsmCell' managed object. Note: In handover relation terms, the cell containing the GSM Relation object is the source cell for the handover. The cell referred to in the GSM relation object is the target cell for the handover. This defines a one-way handover relation where the direction is *from* source cell *to* target cell.

Table 8: Attributes of GsmRelation

Name	Qualifier	Description
gsmRelationId	READ-ONLY, M	An attribute whose 'name+value' can be used as an RDN when naming an instance of this object class. This RDN uniquely identifies the object instance within the scope of its containing (parent) object instance.
relationType	READ-WRITE, M	Type of relation: e.g. Intersystem relation, intra system relation.
adjacentCell	READ-WRITE, M	Pointer to GSM cell or external GSM cell. Distinguished Name of the corresponding object..
bcchFrequency	READ-ONLY, O	This attribute contains the absolute radio frequency channel number of the BCCH channel of another GSM cell or the external GSM cell, that is broadcast in System Information in the Cell. See Note for the optional condition.
ncc	READ-ONLY, O	Network Colour Code, NCC (part of BSIC; Ref 3GPP TS 44.018 [4]) for another GSM cell or the external GSM cell, that is broadcast in System Information in the Cell. See Note for the optional condition.
bcc	READ-ONLY, O	Base station colour code, BCC (part of BSIC; Ref 3GPP TS 44.018 [4]) for another GSM cell or the external GSM cell, that is broadcast in System Information in the Cell. See Note for the optional condition.
lac	READ-ONLY, O	Location Area Code, LAC (Ref 3GPP TS 24.008 [3]) for another GSM cell or the external GSM cell, that is broadcast in System Information in the Cell. See Note for the optional condition.
NOTE: This attribute shall be included if the EM does not guarantee consistency between the cell definition and what is broadcasted on system information.		

Table 9: Notifications of GsmRelation

Name	Qualifier	Notes
notifyAttributeValueChange	O	
notifyObjectCreation	O	
notifyObjectDeletion	O	

6.3.5 MOC ExternalGsmCell

This Managed Object Class represents a radio cell controlled by another IRPAgent. This MOC has necessary attributes for inter-system handover. It contains a subset of the attributes of related MOCs controlled by another IRPAgent. To maintain the consistency between the attribute values of these two MOCs is outside the scope of this document.

Table 10: Attributes of ExternalGsmCell

Name	Qualifier	Description
externalGsmCellId	READ-ONLY, M	An attribute whose 'name+value' can be used as an RDN when naming an instance of this object class. This RDN uniquely identifies the object instance within the scope of its containing (parent) object instance.
userLabel	READ-WRITE, M	A user friendly (and user assigned) name of the associated object.
cellIdentity	READ-WRITE, M	Cell identity, (3GPP TS 24.008 [3])
bcchFrequency	READ-WRITE, M	This attribute contains the absolute radio frequency channel number of the BCCH channel of the GSM cell.
ncc	READ-WRITE, M	Network Colour Code, NCC (part of BSIC. Ref 3GPP TS 44.018 [4]).
bcc	READ-WRITE, M	Base station colour code, BCC (part of BSIC. Ref 3GPP TS 44.018 [4]).
lac	READ-WRITE, M	Location Area Code, LAC (Ref 3GPP TS 24.008 [3]).
mcc	READ-WRITE, M	Mobile Country Code (Ref 3GPP TS 23.003 [8])
mnc	READ-WRITE, M	Mobile Network Code (Ref 3GPP TS 23.003 [8])
rac	READ-WRITE, O	Routing Area Code, RAC (Ref 3GPP TS 44.018 [4]). See Note for the optional condition.
racc	READ-WRITE, O	Routing Area Colour Code, RACC (Ref 3GPP TS 44.018 [4]). See Note for the optional condition.
NOTE: This attribute shall be included if the cell is a GPRS cell.		

Table11: Notifications of ExternalGsmCell

Name	Qualifier	Notes
notifyAttributeValueChange	O	
notifyObjectCreation	O	
notifyObjectDeletion	O	

Annex A (informative): Change history

Change history							
Date	TSG #	TSG Doc.	CR	Rev	Subject/Comment	Old	New
Jun 2001	S_12	SP-010283	--	--	Approved at TSG SA #12 and placed under Change Control	2.0.0	4.0.0
Sep 2001	S_13	SP-010477	001	--	Addition of mcc and mnc in the object model of GERAN	4.0.0	4.1.0
Dec 2001	S_14	SP-010650	002	--	Correction of references	4.1.0	4.2.0
Jun 2002	S_16	SP-020305	003	--	Addition of the attributes mcc and mnc in the object model of GERAN	4.2.0	4.3.0
Jun 2002	S_16	SP-020305	004	--	Correction of attribute descriptions in the Managed Object Class (MOC) <i>GsmRelation</i> of 32.652 (GERAN network resources IRP: NRM)	4.2.0	4.3.0
Jun 2002	S_16	SP-020304	005	--	Correction of supported IRP in system context	4.2.0	4.3.0

History

Document history		
V4.0.0	May 2001	Publication
V4.1.0	September 2001	Publication
V4.2.0	December 2001	Publication
V4.3.0	June 2002	Publication