

ETSI TS 132 792 V10.1.0 (2012-10)



**Digital cellular telecommunications system (Phase 2+);
Universal Mobile Telecommunications System (UMTS);
LTE;
Telecommunication management;
Generic Radio Access Network (RAN)
Network Resource Model (NRM)
Integration Reference Point (IRP);
Information Service (IS)
(3GPP TS 32.792 version 10.1.0 Release 10)**



Reference

RTS/TSGS-0532792va10

Keywords

GSM,LTE,UMTS

ETSI

650 Route des Lucioles
F-06921 Sophia Antipolis Cedex - FRANCE

Tel.: +33 4 92 94 42 00 Fax: +33 4 93 65 47 16

Siret N° 348 623 562 00017 - NAF 742 C
Association à but non lucratif enregistrée à la
Sous-Préfecture de Grasse (06) N° 7803/88

Important notice

Individual copies of the present document can be downloaded from:

<http://www.etsi.org>

The present document may be made available in more than one electronic version or in print. In any case of existing or perceived difference in contents between such versions, the reference version is the Portable Document Format (PDF). In case of dispute, the reference shall be the printing on ETSI printers of the PDF version kept on a specific network drive within ETSI Secretariat.

Users of the present document should be aware that the document may be subject to revision or change of status. Information on the current status of this and other ETSI documents is available at

<http://portal.etsi.org/tb/status/status.asp>

If you find errors in the present document, please send your comment to one of the following services:

http://portal.etsi.org/chaicor/ETSI_support.asp

Copyright Notification

No part may be reproduced except as authorized by written permission.
The copyright and the foregoing restriction extend to reproduction in all media.

© European Telecommunications Standards Institute 2012.
All rights reserved.

DECT™, **PLUGTESTS™**, **UMTS™** and the ETSI logo are Trade Marks of ETSI registered for the benefit of its Members.
3GPP™ and **LTE™** are Trade Marks of ETSI registered for the benefit of its Members and of the 3GPP Organizational Partners.
GSM® and the GSM logo are Trade Marks registered and owned by the GSM Association.

Intellectual Property Rights

IPRs essential or potentially essential to the present document may have been declared to ETSI. The information pertaining to these essential IPRs, if any, is publicly available for **ETSI members and non-members**, and can be found in ETSI SR 000 314: *"Intellectual Property Rights (IPRs); Essential, or potentially Essential, IPRs notified to ETSI in respect of ETSI standards"*, which is available from the ETSI Secretariat. Latest updates are available on the ETSI Web server (<http://ipr.etsi.org>).

Pursuant to the ETSI IPR Policy, no investigation, including IPR searches, has been carried out by ETSI. No guarantee can be given as to the existence of other IPRs not referenced in ETSI SR 000 314 (or the updates on the ETSI Web server) which are, or may be, or may become, essential to the present document.

Foreword

This Technical Specification (TS) has been produced by ETSI 3rd Generation Partnership Project (3GPP).

The present document may refer to technical specifications or reports using their 3GPP identities, UMTS identities or GSM identities. These should be interpreted as being references to the corresponding ETSI deliverables.

The cross reference between GSM, UMTS, 3GPP and ETSI identities can be found under <http://webapp.etsi.org/key/queryform.asp>.

Contents

| | |
|--|----|
| Intellectual Property Rights | 2 |
| Foreword..... | 2 |
| Foreword..... | 5 |
| Introduction | 5 |
| 1 Scope | 6 |
| 2 References | 6 |
| 3 Definitions and abbreviations..... | 7 |
| 3.1 Definitions | 7 |
| 3.2 Abbreviations | 7 |
| 4 Information Object Classes | 7 |
| 4.1 Imported information entities and local labels | 7 |
| 4.2 Class diagram | 8 |
| 4.2.1 Attributes and relationships | 8 |
| 4.2.2 Inheritance | 9 |
| 4.3 Information Object Class (IOC) definitions | 10 |
| 4.3.1 SectorEquipmentFunction | 10 |
| 4.3.1.1 Definition | 10 |
| 4.3.1.2 Attributes..... | 10 |
| 4.3.1.3 Attribute constraints | 10 |
| 4.3.1.4 Notifications..... | 10 |
| 4.3.2 AntennaFunction..... | 11 |
| 4.3.2.1 Definition | 11 |
| 4.3.2.2 Attributes..... | 11 |
| 4.3.2.3 Attribute constraints | 11 |
| 4.3.2.4 Notifications..... | 11 |
| 4.3.3 TmaFunction..... | 11 |
| 4.3.3.1 Definition | 11 |
| 4.3.3.2 Attributes..... | 12 |
| 4.3.3.3 Attribute Constraints | 12 |
| 4.3.3.4 Notifications..... | 12 |
| 4.3.4 GSMCellPart..... | 12 |
| 4.3.4.1 Definition | 12 |
| 4.3.4.2 Attributes..... | 13 |
| 4.3.4.3 Attribute constraints | 13 |
| 4.3.4.4 Notifications..... | 13 |
| 4.3.5 CommonBsFunction | 13 |
| 4.3.5.1 Definition | 13 |
| 4.3.5.2 Attributes..... | 13 |
| 4.4 Information relationship definitions | 13 |
| 4.4.1 A1 (CO) | 13 |
| 4.4.1.1 Definition | 13 |
| 4.4.1.2 Roles | 13 |
| 4.4.1.3 Constraints | 13 |
| 4.4.2 A2 (CM) | 14 |
| 4.4.2.1 Definition | 14 |
| 4.4.2.2 Roles | 14 |
| 4.4.2.3 Constraints | 14 |
| 4.4.3 A3 (CO) | 14 |
| 4.4.3.1 Definition | 14 |
| 4.4.3.2 Roles | 14 |
| 4.4.3.3 Constraints | 14 |
| 4.4.4 A4 (CM) | 14 |
| 4.4.4.1 Definition | 14 |

| | | |
|-------------------------------|--|-----------|
| 4.4.4.2 | Roles | 14 |
| 4.4.4.3 | Constraints | 14 |
| 4.4.5 | A5 (CM) | 15 |
| 4.4.5.1 | Definition | 15 |
| 4.4.5.2 | Roles | 15 |
| 4.4.5.3 | Constraints | 15 |
| 4.4.6 | A6 (CM) | 15 |
| 4.4.6.1 | Definition | 15 |
| 4.4.6.2 | Roles | 15 |
| 4.4.6.3 | Constraints | 15 |
| 4.4.7 | A7 (M) | 16 |
| 4.4.7.1 | Definition | 16 |
| 4.4.7.2 | Roles | 16 |
| 4.4.7.3 | Constraints | 16 |
| 4.5 | Information attribute definitions..... | 17 |
| 4.5.1 | Definition and Legal Values | 17 |
| 4.6 | Common Notifications | 18 |
| Annex A (informative): | Change history | 19 |
| History | | 20 |

Foreword

This Technical Specification has been produced by the 3rd Generation Partnership Project (3GPP).

The contents of the present document are subject to continuing work within the TSG and may change following formal TSG approval. Should the TSG modify the contents of the present document, it will be re-released by the TSG with an identifying change of release date and an increase in version number as follows:

Version x.y.z

where:

- x the first digit:
 - 1 presented to TSG for information;
 - 2 presented to TSG for approval;
 - 3 or greater indicates TSG approved document under change control.
- y the second digit is incremented for all changes of substance, i.e. technical enhancements, corrections, updates, etc.
- z the third digit is incremented when editorial only changes have been incorporated in the document.

Introduction

The present document is part of a TS-family covering the 3rd Generation Partnership Project; Technical Specification Group Services and System Aspects; Telecommunication management; as identified below:

| | |
|---------------|--|
| 32.791 | Generic Radio Access Network (RAN) Network Resource Model (NRM) Integration Reference Point (IRP): Requirements |
| 32.792 | Generic Radio Access Network (RAN) Network Resource Model (NRM) Integration Reference Point (IRP): Information Service (IS) |
| 32.796 | Generic Radio Access Network (RAN) Network Resource Model (NRM) Integration Reference Point (IRP): Solution Set (SS) definitions |

1 Scope

The present document specifies the Generic Radio Access Network (RAN) network resource information that can be communicated between an IRP Agent and one or several IRP Managers for network management purposes.

This document specifies the semantics and behaviour of information object class attributes and relations visible across the reference point in a protocol and technology neutral way. It does not define their syntax and encoding.

This document specifies equipment that may be shared between BSS in GSM, UTRAN and E-UTRAN.

In order to access the information defined by this NRM, an Interface IRP such as the "Basic CM IRP" is needed (3GPP TS 32.602 [5]). However, which Interface IRP is applicable is outside the scope of the present document.

2 References

The following documents contain provisions which, through reference in this text, constitute provisions of the present document.

- References are either specific (identified by date of publication, edition number, version number, etc.) or non-specific.
- For a specific reference, subsequent revisions do not apply.
- For a non-specific reference, the latest version applies. In the case of a reference to a 3GPP document (including a GSM document), a non-specific reference implicitly refers to the latest version of that document *in the same Release as the present document*.

- [1] 3GPP TR 21.905: "Vocabulary for 3GPP Specifications".
- [2] 3GPP TS 32.101: "Telecommunication management; Principles and high level requirements".
- [3] 3GPP TS 32.102: "Telecommunication management; Architecture".
- [4] 3GPP TS 32.150: " Technical Specification Group Services and System Aspects; Telecommunication management; Integration Reference Point (IRP) Concept and definitions"
- [5] 3GPP TS 32.602: "Telecommunication management; Configuration Management (CM); Basic CM Integration Reference Point (IRP) Information Service (IS)".
- [6] 3GPP TS 32.300: "Telecommunication management; Configuration Management (CM); Name convention for Managed Objects".
- [7] 3GPP TS 36.104: 'Technical Specification Group Radio Access Network; Evolved Universal Terrestrial Radio Access (E_UTRA); Base Station (BS) radio transmission and reception'
- [8] 3GPP TS 23.032: "Universal Geographical Area Description (GAD)".
- [9] GPP TS 25.466: "UTRAN Iuant interface: Application Part".
- [10] 3GPP TS 32.791: "Telecommunication management; Generic Radio Access Network (RAN) Network Resource Model (NRM) Integration Reference Point (IRP); Requirements".
- [11] 3GPP TS 32.111-2: "Telecommunication management; Fault Management; Part 2: Alarm Integration Reference Point (IRP): Information Service (IS)".
- [12] 3GPP TS 32.642 UTRAN network resources IRP, NRM
- [13] 3GPP TS 32.762 E-UTRAN NRM IRP, IS
- [14] 3GPP TS 32.652 GERAN network resources IRP; NRM

- [15] 3GPP TS 32.622: "Telecommunication management; Configuration Management (CM); Generic network resources Integration Reference Point (IRP): Network Resource Model (NRM)".
- [16] 3GPP TS 25.104: "Base Station (BS) radio transmission and reception (FDD)".
- [17] 3GPP TS 25.105: "Base Station (BS) radio transmission and reception (TDD)".

3 Definitions and abbreviations

3.1 Definitions

For the purposes of the present document, the terms and definitions given in TR 21.905 [1], TS 32.150 [4], TS 32.101 [2], TS 32.102 [3] and the following apply. A term defined in the present document takes precedence over the definition of the same term, if any, in TS 32.150 [4], TS 32.101 [2], TS 32.102 [3] and TR 21.905 [1], in that order.

3.2 Abbreviations

For the purposes of the present document, the abbreviations given in TR 21.905 [1] and the following apply. An abbreviation defined in the present document takes precedence over the definition of the same abbreviation, if any, in TR 21.905 [1].

| | |
|---------|--|
| BS | Base Station |
| BSS | Base Station Subsystem |
| CM | Configuration Management |
| DN | Distinguished Name |
| E-UTRAN | Evolved UTRAN |
| GSM | Global System for Mobile communications |
| HW | Hardware |
| IRP | Integration Reference Point |
| IOC | Information Object Class |
| IS | Information Service |
| NE | Network Element |
| NRM | Network Resource Model |
| RAN | Radio Access Network |
| RDN | Relative Distinguished Name |
| RF | Radio Frequency |
| SS | Solution Set |
| TMA | Tower Mounted Amplifier |
| UTRA | Universal Terrestrial Radio Access |
| UTRAN | Universal Terrestrial Radio Access Network |

4 Information Object Classes

4.1 Imported information entities and local labels

| Label reference | Local label |
|---|-------------------|
| 3GPP TS 32.622 [15], IOC, ManagedFunction | ManagedFunction |
| 3GPP TS 32.642 [12], IOC, UtranGenericCell | UtranGenericCell |
| 3GPP TS 32.762 [13], IOC, EUtranGenericCell | EUtranGenericCell |
| 3GPP TS 32.652 [14], IOC, GSMCell | GSMCell |

4.2 Class diagram

4.2.1 Attributes and relationships

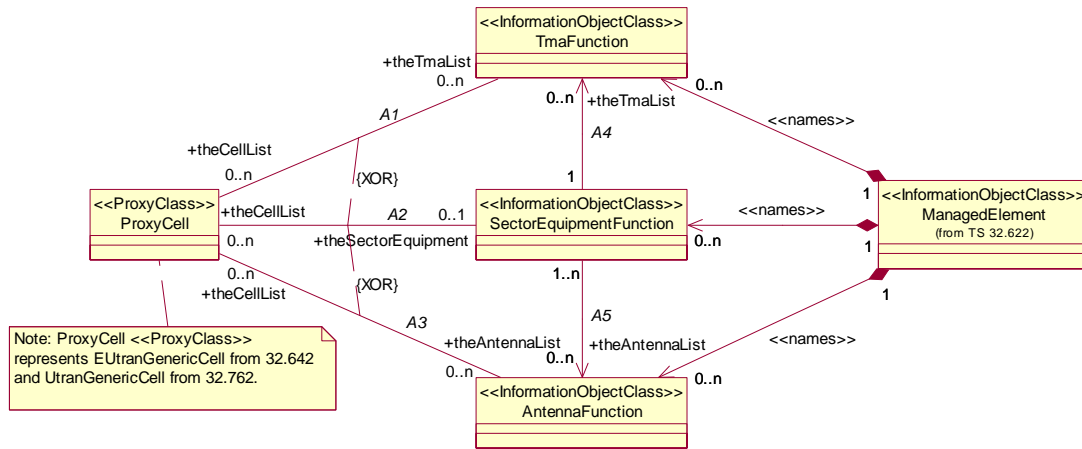


Figure4.2.1.1: UTRAN and E-UTRAN sharing

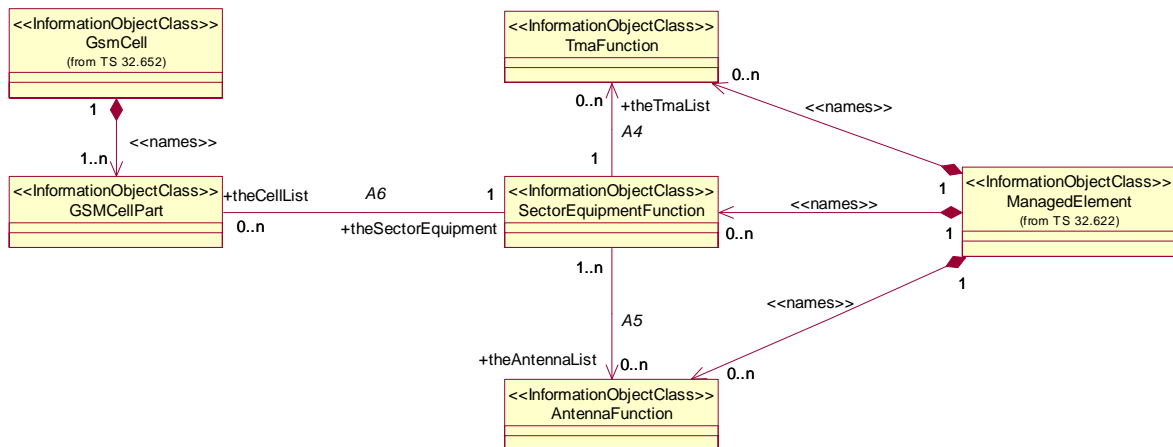


Figure 4.2.1.2: GERAN sharing

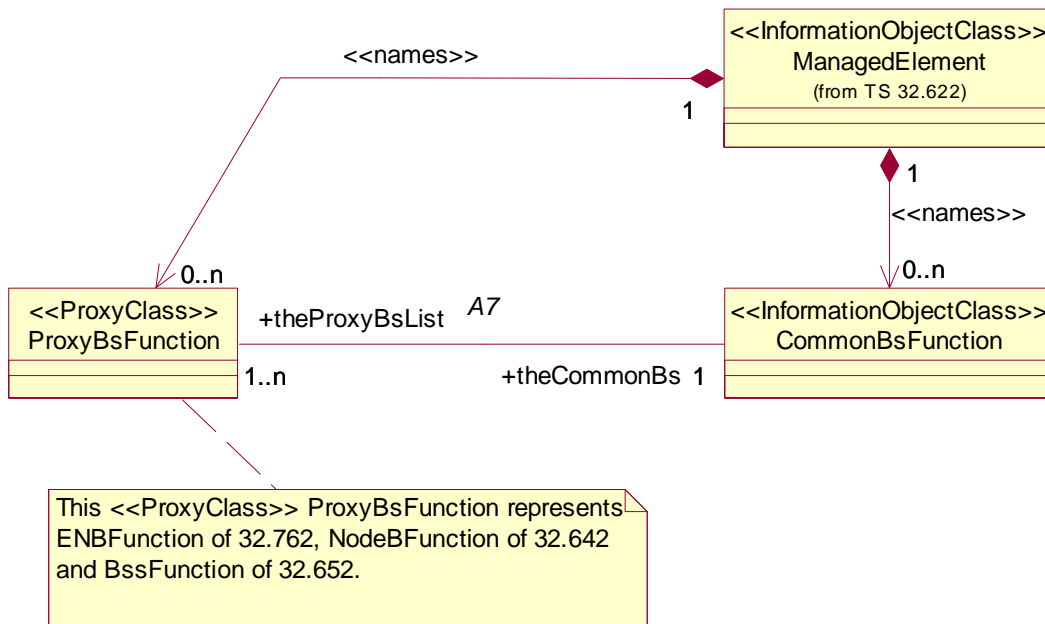


Figure 4.2.1.3: CommonBsFunction

Editor's Note: Correct Role Names & Relationship Names are to be discussed further.

4.2.2 Inheritance

This clause depicts the IOCs' inheritance relationships.

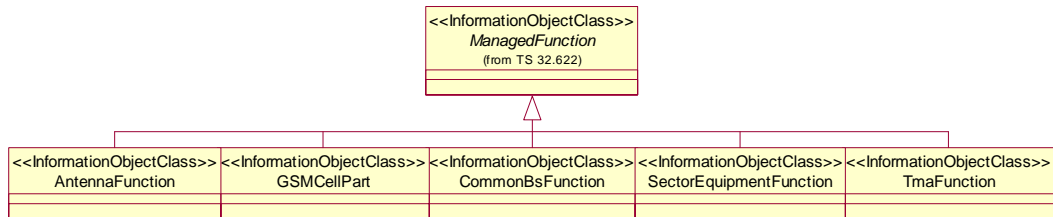


Figure 4.2.2.1: CommonBsFunction

4.3 Information Object Class (IOC) definitions

4.3.1 SectorEquipmentFunction

4.3.1.1 Definition

This IOC represents a set of cells within a geographical area that has common functions relating to AntennaFunction, TMAFunction and supporting equipment, such as power amplifier.

This IOC is required as part of the capability to satisfy the Requirements statement identified below.

| Referenced TS | Requirement label | Comment |
|---------------------|----------------------|---------|
| 3GPP TS 32.791 [10] | REQ-GRAN_NRM-CON-001 | |
| 3GPP TS 32.791 [10] | REQ-GRAN_NRM-CON-002 | |

4.3.1.2 Attributes

| Attribute name | Support Qualifier | Read Qualifier | Write Qualifier |
|-----------------|-------------------|----------------|-----------------|
| id | M | M | - |
| fqBand | CM | M | -- |
| eUTRANFqBands | M | M | - |
| uTRANFDDFqBands | M | M | - |
| uTRANTDDFqBands | M | M | - |
| confOutputPower | M | M | M |
| theTmaList | M | M | - |
| theAntennaList | M | M | - |
| theCellList | M | M | - |

Editor's note: The attributes theTmaList, theCellList and theAntennaList may need to be removed (not necessary to be explicitly mentioned in Table Attributes since such requirement is already specified in UML diagram).

4.3.1.3 Attribute constraints

| Name | Qualifier | Notes |
|--|-----------|---|
| The Conditional/Mandatory (CM) support qualifier of the attribute fqBand | CM | This attribute is used if the attribute eUTRANFqBands contains an empty list. |

4.3.1.4 Notifications

The common notifications defined in subclause 4.6 are valid for this IOC, without exceptions or additions.

4.3.2 AntennaFunction

4.3.2.1 Definition

This IOC represents an array of radiating elements that may be tilted to adjust the RF coverage of a cell(s).

This IOC is required as part of the capability to satisfy the Requirements statement identified below.

| Referenced TS | Requirement label | Comment |
|---------------------|-----------------------|---------|
| 3GPP TS 32.791 [10] | REQ-GRAN_NRM-CON-001 | |
| 3GPP TS 32.791 [10] | REQ-GRAN_NRM- CON-002 | |

4.3.2.2 Attributes

| Attribute name | Support Qualifier | Read Qualifier | Write Qualifier |
|-----------------|-------------------|----------------|-----------------|
| id | M | M | - |
| retTiltValue | O | M | M |
| bearing | O | M | M |
| retGroupName | O | M | M |
| height | O | M | M |
| maxAzimuthValue | O | M | M |
| minAzimuthValue | O | M | M |
| horizBeamwidth | O | M | M |
| vertBeamwidth | O | M | M |
| theCellList | M | M | - |

Editor's note: The attribute attributes `theCellList` may need to be removed (not necessary to be explicitly mentioned in Table Attributes since such requirement is already specified in UML diagram).

We need to examine the need of `retGroupName`.

The attributes `horizBeamwidth` and `vertBeamwidth` are to be checked if they should be moved to inventory.

4.3.2.3 Attribute constraints

None.

4.3.2.4 Notifications

The common notifications defined in subclause 4.6 are valid for this IOC, without exceptions or additions.

4.3.3 TmaFunction

4.3.3.1 Definition

This IOC represents a Tower Mounted Amplifier or a number of TMA subunits within one TMA, each separately addressable by a specific index at the application layer.

This IOC is required as part of the capability to satisfy the Requirements statement identified below.

| Referenced TS | Requirement label | Comment |
|---------------------|-----------------------|---------|
| 3GPP TS 32.791 [10] | REQ-GRAN_NRM-CON-001 | |
| 3GPP TS 32.791 [10] | REQ-GRAN_NRM- CON-002 | |

4.3.3.2 Attributes

| Attribute name | Support Qualifier | Read Qualifier | Write Qualifier |
|----------------------------|-------------------|----------------|-----------------|
| id | M | M | - |
| tmaSubunitNumber | M | M | M |
| tmaStateFlag | M | M | O |
| tmaFunctionFlag | M | M | M |
| tmaMinGain | M | M | - |
| tmaMaxGain | M | M | - |
| tmaResolution | M | M | - |
| tmaGainFigure | M | M | O |
| tmaNumberOfSubunits | M | M | - |
| tmaBaseStationId | CO | M | CO |
| tmaSectorId | CO | M | CO |
| tmaAntennaBearing | CO | M | CO |
| tmaInstalledMechanicalTilt | CO | M | CO |
| tmaSubunitType | CO | M | CO |
| tmaSubunitRxFrequencyBand | CO | M | CO |
| tmaSubunitTxFrequencyBand | CO | M | CO |
| tmaGainResolution | CO | M | CO |
| theCellList | M | M | - |

Editor's note: The attributes `theCellList` may need to be removed (not necessary to be explicitly mentioned in Table Attributes since such requirement is already specified in UML diagram)., We need to examine the need of `tmaBaseStationId` and `tmaSectorId`
The attributes `tmaSubunitType`, `tmaSubunitRxFrequencyBand`, `tmaSubunitTxFrequencyBand`, `tmaGainResolution`, `tmaBaseStationId` and `tmaSectorId` are to be checked if they should be moved to inventory.

4.3.3.3 Attribute Constraints

| Name | Qualifier | Notes |
|--|-----------|--|
| The Conditional/Optional (CO) support qualifier of the attributes <code>tmaAdditionalDataFieldNumber</code> through <code>tmaGainResolution</code> | CO | The TMA subunit supports the read operation in 3GPP TS 25.466 [9] |
| The conditional/optional (CO) write qualifier of the attributes <code>tmaAdditionalDataFieldNumber</code> through <code>tmaGainResolution</code> | CO | The TMA subunit supports the write operation in 3GPP TS 25.466 [9] |

4.3.3.4 Notifications

The common notifications defined in subclause 4.6 are valid for this IOC, without exceptions or additions.

4.3.4 GSMCellPart

4.3.4.1 Definition

A GSM cell can consist of a number of carriers. These carriers can be configured in a number of ways, for example, the carriers can have different propagation properties which are sent with different antenna tilt, with different RF power, different radio band and even possibly different antenna.

The various `GSMCellPart` instances capture different radio propagation properties allowing different frequency planning schemes, e.g. some `GSMCellPart` instances can use frequency groups planned for tighter frequency reuse.

Hence, a GSM cell can, and in some cases must, be distributed on more than one `SectorEquipmentFunction`.

This IOC is required as part of the capability to satisfy the Requirements statement identified below.

| Referenced TS | Requirement label | Comment |
|---------------------|---------------------|---------|
| 3GPP TS 32.791 [10] | REQ-GRAN_NRM-CON-01 | |
| 3GPP TS 32.791 [10] | REQ-GRAN_NRM-CON-02 | |

4.3.4.2 Attributes

| Attribute name | Support Qualifier | Read Qualifier | Write Qualifier |
|--------------------|-------------------|----------------|-----------------|
| id | M | M | - |
| aRFCN | M | M | M |
| tsc | M | M | M |
| aTA | M | M | M |
| theSectorEquipment | M | M | - |

4.3.4.3 Attribute constraints

None.

4.3.4.4 Notifications

The common notifications defined in subclause 4.6 are valid for this IOC, without exceptions or additions.

4.3.5 CommonBsFunction

4.3.5.1 Definition

This IOC represents common aspects of Base Station (BS) functionality shared by several radio access technologies.

| Referenced TS | Requirement label | Comment |
|---------------------|----------------------|---------|
| 3GPP TS 32.791 [10] | REQ-GRAN_NRM-CON-001 | |
| 3GPP TS 32.791 [10] | REQ-GRAN_NRM-CON-002 | |

4.3.5.2 Attributes

| Attribute name | Support Qualifier | Read Qualifier | Write Qualifier |
|--------------------|-------------------|----------------|-----------------|
| id | M | M | - |
| sharedTechnologies | M | M | O |

4.4 Information relationship definitions

4.4.1 A1 (CO)

4.4.1.1 Definition

This association represents the bidirectional relation between `TmaFunction` and `ProxyCell`.

4.4.1.2 Roles

| Name | Definition |
|--------------------------|--|
| <code>theCellList</code> | This role represents the associated <code>ProxyCell</code> instances of a <code>TmaFunction</code> instance. |
| <code>theTmaList</code> | This role represents the associated <code>TmaFunction</code> instances of a <code>ProxyCell</code> instance. |

4.4.1.3 Constraints

Condition: Association A2 is absent.

4.4.2 A2 (CM)

4.4.2.1 Definition

This association represents the bidirectional relation between `SectorEquipmentFunction` and `ProxyCell` used in UTRAN and E-UTRAN sharing (and non-sharing) cases.

4.4.2.2 Roles

| Name | Definition |
|---------------------------------|--|
| <code>theCellList</code> | This role represents the associated <code>ProxyCell</code> instances of a <code>SectorEquipmentFunction</code> instance. |
| <code>theSectorEquipment</code> | This role represents the associated <code>SectorEquipmentFunction</code> instance of a <code>ProxyCell</code> instance. |

4.4.2.3 Constraints

Condition: `SectorEquipmentFunction` instance is present and supporting UTRAN and E-UTRAN sharing (and non-sharing) cases. In these cases, at least one instance represented by the associated `ProxyCell` must be present.

4.4.3 A3 (CO)

4.4.3.1 Definition

This association represents the bidirectional relation between `AntennaFunction` and `ProxyCell`.

4.4.3.2 Roles

| Name | Definition |
|-----------------------------|---|
| <code>theCellList</code> | This role represents the associated <code>ProxyCell</code> instances of an <code>AntennaFunction</code> instance. |
| <code>theAntennaList</code> | This role represents the associated <code>AntennaFunction</code> instances of a <code>ProxyCell</code> instance. |

4.4.3.3 Constraints

Condition: Association A2 is absent.

4.4.4 A4 (CM)

4.4.4.1 Definition

This association represents the unidirectional relation from `SectorEquipmentFunction` to `TmaFunction`.

4.4.4.2 Roles

| Name | Definition |
|-------------------------|--|
| <code>theTmaList</code> | This role represents the associated <code>TmaFunction</code> instances of a <code>SectorEquipmentFunction</code> instance. |

4.4.4.3 Constraints

Condition: `SectorEquipmentFunction` instance is present AND is supporting the UTRAN and E-UTRAN sharing (and non-sharing) cases AND A5 is absent. In this case, at least one `TmaFunction` is present.

4.4.5 A5 (CM)

4.4.5.1 Definition

This association represents the unidirectional relation from `SectorEquipmentFunction` to `AntennaFunction`.

4.4.5.2 Roles

| Name | Definition |
|-----------------------------|--|
| <code>theAntennaList</code> | This role represents the associated <code>AntennaFunction</code> instances of a <code>SectorEquipmentFunction</code> instance. |

4.4.5.3 Constraints

Condition: `SectorEquipmentFunction` instance is present AND is supporting the UTRAN and E-UTRAN sharing (and non-sharing) cases AND A4 is absent. In this case, at least one `AntennaFunction` is present.

4.4.6 A6 (CM)

4.4.6.1 Definition

This association represents the bidirectional relation between `SectorEquipmentFunction` and `GSMCellPart`.

4.4.6.2 Roles

| Name | Definition |
|---------------------------------|--|
| <code>theCellPartList</code> | This role represents the associated <code>GSMCellPart</code> instances of a <code>SectorEquipmentFunction</code> instance. |
| <code>theSectorEquipment</code> | This role represents the associated <code>SectorEquipmentFunction</code> instance of a <code>GSMCellPart</code> instance. |

4.4.6.3 Constraints

Condition: `SectorEquipmentFunction` instance is present and is supporting the GERAN sharing case. In this case, there shall be at least one `GSMCellPart` present at one end of this association.

4.4.7 A7 (M)

[Editors Note]: Correct Role Names & Relationship Names are to be discussed further.

4.4.7.1 Definition

This association represents the association between a `ProxyBsFunction` and its related `CommonBsFunction`, as well as between a `SCommonBsFunction` and the `ProxyBsFunctions` it serves.

4.4.7.2 Roles

| Name | Definition |
|-----------------------------|---|
| <code>theCommonBs</code> | This role represents the <code>CommonBsFunction</code> that is associated with a <code>ProxyBsFunction</code> . |
| <code>theProxyBsList</code> | This role represents the <code>ProxyBsFunctions</code> that are associated with a <code>CommonBsFunction</code> . |

4.4.7.3 Constraints

| Name | Definition |
|--|--|
| <code>ProxyBsCommonBsConstraint</code> | The <code>ProxyBsFunction</code> has an association with a <code>CommonBsFunction</code> . |

4.5 Information attribute definitions

4.5.1 Definition and Legal Values

| Attribute Name | Definition | Legal Values |
|--------------------|--|--|
| aRFCN | This attribute (Absolute Radio Frequency Channel Number) defines a pair of Radio Frequency (RF) channel frequencies for uplink and downlink use. | See 3GPP TS 45.005 Section 2 for the ARFCN for GSM. ARFCN are based on a 200 kHz channel raster. |
| aTA | This attribute (allowed Timing Advance) defines the signal sent by the BTS to the MS which the MS uses to advance its timings of transmissions to the BTS so as to compensate for propagation delay. | See 3GPP TS 45.010 |
| bearing | The bearing in degrees that the antenna is pointing in. Antenna bearing" in Ref. 3GPP TS 25.463 [8]. | See "Antenna bearing" in 3GPP TS 25.463 [8]. |
| confOutputPower | It defines the allowed total power to use for all cells together in this sector. It may be set by the operator and/or limited by HW limitation or licensed power, e.g.: 20, 40, 60, 80,120 watts | |
| eUTRANFqBands | This is the list of LTE frequency bands supported by the hardware associated with the SectorEquipmentFunction. The earfcnDl and earfcnUl or earfcn of LTE cells associated with the SectorEquipmentFunction must be assigned with value within one of the specified eUTRANFqBands values. | A list of frequency bands expressed as strings. Valid frequency band values are specified in sub-clause 5.7.3 in 36.104 [7]. For HW not supporting LTE frequency bands, the list shall be empty. |
| fqBand | This is the LTE frequency band supported by the hardware associated with the SectorEquipmentFunction, for the case when only one frequency band is supported. The earfcnDl and earfcnUl of cells associated with the SectorEquipmentFunction must be assigned with value within this fqBand value. | See section 5.7.3 of TS 36.104 [7]. |
| height | The height of an antenna above sea level. Note: The value of this attribute has no operational impact on the network, e.g. the NE behavior is not affected by the value setting of this attribute. Note as well that this attribute is not supported over the luan interface according to Ref. 3GPP TS 25.466 [9]. | An integral value representing a number of metres in 0.1 meter increments. |
| horizBeamwidth | The 3 dB power beamwidth of the antenna pattern in the horizontal plane. A value of 360 indicates an omni-directional antenna. Note: The value of this attribute has no operational impact on the network, e.g. the NE behaviour is not affected by the value setting of this attribute. Note as well that this attribute is not supported over the luan interface according to Ref. 3GPP TS 25.466 [9]. | A single integral value corresponding to an angle in degrees between 0 and 360. |
| id | An attribute whose "name+value" can be used as an RDN when naming an instance of the object class. This RDN uniquely identifies the object instance within the scope of its containing (parent) object instance | |
| maxAzimuthValue | The maximum amount of change of azimuth the RET system can support. This is the change in degrees clockwise from bearing. Note: The value of this attribute has no operational impact on the network, e.g. the NE behaviour is not affected by the value setting of this attribute. Note as well that this attribute is not supported over the luan interface according to Ref. 3GPP TS 25.466 [9]. | A single integral value corresponding to an angle in degrees between 0 and 360 with a resolution of 0.1 degrees, see Note. |
| minAzimuthValue | The minimum amount of change of azimuth the RET system can support. This is the change in degrees counter-clockwise from bearing. Note: The value of this attribute has no operational impact on the network, e.g. the NE behaviour is not affected by the value setting of this attribute. Note as well that this attribute is not supported over the luan interface according to Ref. 3GPP TS 25.466 [9]. | A single integral value corresponding to an angle in degrees between 0 and 360 with a resolution of 0.1 degrees. |
| retGroupName | The group name is a textual, alpha-numeric string to define a logical grouping of antennas which may be in different cells. This attribute permits the definition of a logical grouping of the antennas. This may be defined either at installation time, or by management activity to provisioning the group name via the ltf-N. | String size is bounded to 80 characters. |
| retTiltValue | The electrical tilt setting of the antenna, "Tilt value" in Ref. 3GPP TS 25.466 [9]. | See "Tilt value" in Ref. 3GPP TS 25.466 [9]. |
| sharedTechnologies | This attribute defines the radio access technologies sharing the common functionalities of a Base Station (BS) | Legal Values: GSM, UMTS, LTE, or any combination thereof |
| theAntennaList | This attribute contains the DNs of one or more AntennaFunction | |
| theCellList | This attribute contains the DNs of cells (derivates of EUTranGenericCell or UtranGenericCell) if association A2 is used. This attribute contains the DNs of GSMCellPart if association A6 is used. | |

| Attribute Name | Definition | Legal Values |
|----------------------------|---|--|
| theSectorEquipment | This attribute contains the DN of one SectorEquipmentFunction. | |
| theTmaList | This attribute contains the DNs of one or more TmaFunction | A list of DNs as defined in TS 32.300 [6]. |
| tmaAntennaBearing | A data field defined in Table B.3 of 3GPP TS 25.466 [9]. | Defined in TS 25.466 [9] |
| tmaBaseStationId | A data field defined in Table B.3 of 3GPP TS 25.466 [9] | Defined in TS 25.466 [9] |
| tmaFunctionFlag | Defined in 3GPP TS 25.466 [9] | Defined in TS 25.466 [9] |
| tmaGainFigure | Defined in 3GPP TS 25.466 [9] | Defined in TS 25.466 [9] |
| tmaGainResolution | A data field defined in Table B.3 of 3GPP TS 25.466 [9]. | Defined in TS 25.466 [9] |
| tmaInstalledMechanicalTilt | A data field defined in Table B.3 of 3GPP TS 25.466 [9]. | Defined in TS 25.466 [9] |
| tmaMaxGain | Defined in 3GPP TS 25.466 [9] | Defined in TS 25.466 [9] |
| tmaMinGain | Defined in 3GPP TS 25.466 [9] | Defined in TS 25.466 [9] |
| tmaNumberOfSubunits | Defined in 3GPP TS 25.466 [9] | Defined in TS 25.466 [9] |
| tmaResolution | Defined in 3GPP TS 25.466 [9] | Defined in TS 25.466 [9] |
| tmaSectorId | A data field defined in Table B.3 of 3GPP TS 25.466 [9]. | Defined in TS 25.466 [9] |
| tmaStateFlag | Defined in 3GPP TS 25.466 [9] | Defined in TS 25.466 [9] |
| tmaSubunitNumber | Defined in 3GPP TS 25.466 [9] | Defined in TS 25.466 [9] |
| tmaSubunitType | A data field defined in Table B.3 of 3GPP TS 25.466 [9]. | Defined in TS 25.466 [9] |
| tmaSubunitRxFrequencyBand | A data field defined in Table B.3 of 3GPP TS 25.466 [9]. | Defined in TS 25.466 [9] |
| tmaSubunitTxFrequencyBand | A data field defined in Table B.3 of 3GPP TS 25.466 [9]. | Defined in TS 25.466 [9] |
| tsc | This attribute has the same definition as the one used in GsmCell IOC. The presence of GSMCellPart means the tsc attribute in GsmCell IOC instance is irrelevant (not applicable). | |
| uTRANFDDFqBands | This is the list of UTRAN FDD frequency bands supported by the hardware associated with the SectorEquipmentFunction. The arfcnDl and arfcnUl of UTRAN FDD cells associated with the SectorEquipmentFunction must be assigned with value within one of the specified uTRANFDDFqBands values. | A list of frequency bands expressed as strings. Valid frequency band values are specified in sub-clause 5.2 of TS 25.104 [16]. |
| uTRANTDDFqBands | This is the list of UTRAN TDD frequency bands supported by the hardware associated with the SectorEquipmentFunction. The earfcn of UTRAN TDD cells associated with the SectorEquipmentFunction must be assigned with value within one of the specified uTRANTDDFqBands values. | A list of frequency bands expressed as strings. Valid frequency band values are specified in sub-clause 5.2 of TS 25.105 [16]. |
| vertBeamwidth | The 3 dB power beamwidth of the antenna pattern in the vertical plane. Note: The value of this attribute has no operational impact on the network, e.g. the NE behaviour is not affected by the value setting of this attribute. Note as well that this attribute is not supported over the luan interface according to Ref. 3GPP TS 25.466 [9]. | A single integral value corresponding to an angle in degrees between 0 and 180. |

Editor's note: Relation attributes (e.g. theAntenna) may need to be removed (not necessary to be explicitly mentioned in Table Attributes since such requirement is already specified in UML diagram).

4.6 Common Notifications

| Name | Qualifier | Notes |
|--------------------------------|---------------------------------------|-------|
| notifyAckStateChanged | See Alarm IRP (3GPP TS 32.111-2 [11]) | |
| notifyChangedAlarm | See Alarm IRP (3GPP TS 32.111-2 [11]) | |
| notifyClearedAlarm | See Alarm IRP (3GPP TS 32.111-2 [11]) | |
| notifyNewAlarm | See Alarm IRP (3GPP TS 32.111-2 [11]) | |
| notifyComments | See Alarm IRP (3GPP TS 32.111-2 [11]) | |
| notifyAlarmListRebuilt | See Alarm IRP (3GPP TS 32.111-2 [11]) | |
| notifyPotentialFaultyAlarmList | See Alarm IRP (3GPP TS 32.111-2 [11]) | |
| notifyAttributeValueChange | O | |
| notifyObjectCreation | O | |
| notifyObjectDeletion | O | |

Annex A (informative): Change history

| Change history | | | | | | | |
|----------------|-------|-----------|-----|-----|--|--------|--------|
| Date | TSG # | TSG Doc. | CR | Rev | Subject/Comment | Old | New |
| 2011-03 | SP-51 | SP-110118 | -- | -- | Presentation to SA for Information | --- | 1.0.0 |
| 2011-05 | SP-52 | SP-110273 | -- | -- | Presentation to SA for Approval | 1.0.0 | 2.0.0 |
| 2011-06 | SP-52 | --- | -- | -- | Publication | 2.0.0 | 10.0.0 |
| 2012-09 | SP-57 | SP-120563 | 001 | -- | Add/Correct support for multi frequency HW | 10.0.0 | 10.1.0 |

History

| Document history | | |
|-------------------------|--------------|-------------|
| V10.0.0 | July 2011 | Publication |
| V10.1.0 | October 2012 | Publication |
| | | |
| | | |
| | | |