

ETSI TS 134 108 V11.8.0 (2014-02)



Technical Specification

**Universal Mobile Telecommunications System (UMTS);
LTE;
Common test environments for User Equipment (UE);
Conformance testing
(3GPP TS 34.108 version 11.8.0 Release 11)**



Reference

RTS/TSGR-0534108vb80

Keywords

LTE,UMTS

ETSI

650 Route des Lucioles
F-06921 Sophia Antipolis Cedex - FRANCE

Tel.: +33 4 92 94 42 00 Fax: +33 4 93 65 47 16

Siret N° 348 623 562 00017 - NAF 742 C
Association à but non lucratif enregistrée à la
Sous-Préfecture de Grasse (06) N° 7803/88

Important notice

Individual copies of the present document can be downloaded from:

<http://www.etsi.org>

The present document may be made available in more than one electronic version or in print. In any case of existing or perceived difference in contents between such versions, the reference version is the Portable Document Format (PDF). In case of dispute, the reference shall be the printing on ETSI printers of the PDF version kept on a specific network drive within ETSI Secretariat.

Users of the present document should be aware that the document may be subject to revision or change of status. Information on the current status of this and other ETSI documents is available at

<http://portal.etsi.org/tb/status/status.asp>

If you find errors in the present document, please send your comment to one of the following services:

http://portal.etsi.org/chaicor/ETSI_support.asp

Copyright Notification

No part may be reproduced except as authorized by written permission.
The copyright and the foregoing restriction extend to reproduction in all media.

© European Telecommunications Standards Institute 2014.
All rights reserved.

DECT™, **PLUGTESTS™**, **UMTS™** and the ETSI logo are Trade Marks of ETSI registered for the benefit of its Members.
3GPP™ and **LTE™** are Trade Marks of ETSI registered for the benefit of its Members and of the 3GPP Organizational Partners.
GSM® and the GSM logo are Trade Marks registered and owned by the GSM Association.

Intellectual Property Rights

IPRs essential or potentially essential to the present document may have been declared to ETSI. The information pertaining to these essential IPRs, if any, is publicly available for **ETSI members and non-members**, and can be found in ETSI SR 000 314: "*Intellectual Property Rights (IPRs); Essential, or potentially Essential, IPRs notified to ETSI in respect of ETSI standards*", which is available from the ETSI Secretariat. Latest updates are available on the ETSI Web server (<http://ipr.etsi.org>).

Pursuant to the ETSI IPR Policy, no investigation, including IPR searches, has been carried out by ETSI. No guarantee can be given as to the existence of other IPRs not referenced in ETSI SR 000 314 (or the updates on the ETSI Web server) which are, or may be, or may become, essential to the present document.

Foreword

This Technical Specification (TS) has been produced by the ETSI 3rd Generation Partnership Project (3GPP).

The present document may refer to technical specifications or reports using their 3GPP identities, UMTS identities or GSM identities. These should be interpreted as being references to the corresponding ETSI deliverables.

The cross reference between GSM, UMTS, 3GPP and ETSI identities can be found under <http://webapp.etsi.org/key/queryform.asp>.

Contents

Intellectual Property Rights	2
Foreword.....	2
Foreword.....	46
Introduction	46
1 Scope	47
2 References	47
3 Definitions, abbreviations and symbols	49
3.1 Definitions	49
3.2 Abbreviations	49
3.3 Symbols.....	50
4 Common requirements of test equipment.....	50
4.1 General Functional Requirements	50
4.2 Minimum performance levels.....	51
4.2.1 Supported Cell Configuration.....	51
4.2.1.1 Supported Channels for FDD Mode.....	51
4.2.1.1.1 Logical channels	51
4.2.1.1.2 Transport channels.....	51
4.2.1.1.3 Physical channels.....	51
4.2.1.2 Supported Channels for TDD Mode	52
4.2.1.2.1 Logical channels	52
4.2.1.2.2 Transport channels.....	52
4.2.1.2.3 Physical channels (3.84 Mcps option)	53
4.2.1.2.4 Physical channels (1.28 Mcps option)	53
4.2.1.2A Supported Channels for MBSFN (FDD and TDD Mode).....	54
4.2.1.2A.1 Logical channels	54
4.2.1.2A.2 Transport channels.....	54
4.2.1.2A.3 Physical channels (3.84/7.68 Mcps options)	54
4.2.1.2A.3A Physical channels (3.84 Mcps TDD IMB option)	54
4.2.1.3 Support of T_{cell} timing offset	55
4.2.2 RF Performance	55
4.2.2.1 Frequency of Operation.....	55
4.2.2.2 Power Level Setting Accuracy	55
4.2.2.3 Uplink Power Control	55
4.2.2.4 Uplink Signal Handling.....	55
4.2.2.5 Uplink Sensitivity	55
4.2.3 Timers Tolerances.....	55
5 Reference test conditions.....	56
5.1 Test frequencies.....	56
5.1.1 FDD Mode Test frequencies	56
5.1.1.1 FDD reference test frequencies for Operating Band I.....	56
5.1.1.2 FDD reference test frequencies for Operating Band II.....	57
5.1.1.3 FDD reference test frequencies for Operating Band III	58
5.1.1.4 FDD reference test frequencies for Operating Band IV	58
5.1.1.5 FDD reference test frequencies for Operating Band V	59
5.1.1.6 FDD reference test frequencies for Operating Band VI.....	60
5.1.1.7 FDD reference test frequencies for Operating Band VII.....	61
5.1.1.8 FDD reference test frequencies for Operating Band VIII	61
5.1.1.9 FDD reference test frequencies for Operating Band IX	62
5.1.1.10 FDD reference test frequencies for Operating Band X	62
5.1.1.11 FDD reference test frequencies for Operating Band XI.....	63
5.1.1.12 FDD reference test frequencies for Operating Band XII.....	63
5.1.1.13 FDD reference test frequencies for Operating Band XIII	64

5.1.1.14	FDD reference test frequencies for Operating Band XIV	65
5.1.1.15	FDD reference test frequencies for Operating Band XV	65
5.1.1.16	FDD reference test frequencies for Operating Band XVI	65
5.1.1.17	FDD reference test frequencies for Operating Band XVII	65
5.1.1.18	FDD reference test frequencies for Operating Band XVIII	65
5.1.1.19	FDD reference test frequencies for Operating Band XIX	65
5.1.1.20	FDD reference test frequencies for Operating Band XX	66
5.1.1.21	FDD reference test frequencies for Operating Band XXI	67
5.1.1.22	FDD reference test frequencies for Operating Band XXII	67
5.1.1.23	FDD reference test frequencies for Operating Band XXIII	68
5.1.1.24	FDD reference test frequencies for Operating Band XXIV	68
5.1.1.25	FDD reference test frequencies for Operating Band XXV	68
5.1.1.26	FDD reference test frequencies for Operating Band XXVI	68
5.1.2	TDD Mode Test frequencies	69
5.1.2.1	Standard TDD reference test frequencies (3.84 Mcps option)	69
5.1.2.2	Standard TDD reference test frequencies (1.28 Mcps option)	69
5.1.2.3	Standard TDD reference test frequencies (7.68 Mcps option)	70
5.2	Radio conditions	70
5.2.1	Normal propagation condition	70
5.2.2	Static propagation condition	70
5.2.3	Multi-path fading propagation conditions	70
5.2.4	Moving propagation conditions	70
5.2.5	Birth-Death propagation conditions	70
5.2.6	High speed train conditions	70
5.3	Standard test signals	70
5.4	Signal levels	71
5.4.1	Downlink signal levels	71
5.4.2	Uplink signal levels	71
5.5	Downlink Physical Channels Code Allocation	71
5.5.1	Downlink physical channels code allocation for Signalling (FDD)	71
5.5.1.1	Downlink physical channels code allocation for non-HSDPA test cases	71
5.5.1.2	Downlink physical channels code allocation for HSDPA test cases	71
5.5.1.3	Downlink physical channels code allocation for E-DCH test cases	72
5.5.1.4	Downlink physical channels code allocation for MBMS/MBSFN test cases	74
5.5.2	Downlink physical channels code allocation for Signalling (TDD)	76
5.5.2.1	Downlink physical channels code allocation for Signalling (3.84 Mcps TDD IMB)	76
5.5.2.2	Physical channels code allocation for Signalling (1.28 Mcps TDD)	77
5.5.3	Downlink physical channels code allocation for RF	77
6	Reference system configurations	78
6.1	Simulated network environments	78
6.1.0a	Default Master Information Block and Scheduling Block messages	78
6.1.0a.1	Grouping SIBs for testing	78
6.1.0a.2	SIB configurations	79
6.1.0a.3	SIB default schedule	79
	Contents of Master Information Block PLMN type is the case of GSM-MAP	81
	Contents of Scheduling Block 1 (FDD and 1.28 Mcps TDD)	82
	Contents of Scheduling Block 1 (3.84 Mcps TDD and 7.68 Mcps TDD)	82
6.1.0a.4	SIB special schedules	83
6.1.0a.4.1	SIB schedule for two S-CCPCH or two PRACH (For FDD and 1.28 Mcps TDD)	83
6.1.0a.4.2	SIB schedule for Idle Mode, Measurement and Inter RAT UTRAN to GERAN test cases	84
6.1.0a.4.3	SIB schedule for Inter RAT handover GERAN to UTRAN test cases	85
6.1.0a.4.4	SIB schedule for MBMS test cases	86
6.1.0a.4.5	SIB schedule for MBMS MBSFN test cases	87
	Contents of Master Information Block in the case where PLMN type is GSM-MAP	87
6.1.0a.4.6	SIB default schedule for long SIB5/SIB5bis	87
6.1.0b	Default System Information Block Messages	88
	Contents of System Information Block type 1 (supported PLMN type is GSM-MAP)	88
	Contents of System Information Block type 2	89
	Contents of System Information Block type 3 (FDD)	89
	Contents of System Information Block type 3 (3.84 Mcps TDD, 1.28 Mcps TDD and 7.68 Mcps TDD)	90
	Contents of System Information Block type 4 in connected mode (FDD)	91

Contents of System Information Block type 4 in connected mode (similar to SIB type3) (3.84 Mcps TDD, 1.28 Mcps TDD and 7.68 Mcps TDD)	91
Contents of System Information Block type 5 (FDD).....	91
Contents of System Information Block type 5 (3.84 Mcps TDD).....	100
Contents of System Information Block type 5 (1.28 Mcps TDD).....	103
Contents of System Information Block type 5 (7.68 Mcps TDD).....	110
Contents of System Information Block type 5bis (FDD)	113
Contents of System Information Block type 6 in connected mode (FDD).....	113
Contents of System Information Block type 6 in connected mode (similar to SIB type 5) (3.84 Mcps TDD).....	113
Contents of System Information Block type 6 In connected mode (1.28 Mcps TDD).....	116
Contents of System Information Block type 6 in connected mode (7.68 Mcps TDD).....	117
Contents of System Information Block type 7 (FDD).....	117
Contents of System Information Block type 7 (TDD).....	117
Contents of System Information Block type 8, 9 (only for FDD R99 and Rel-4).....	117
Contents of System Information Block type 10 (only for FDD R99 and Rel-4).....	117
Contents of System Information Block type 11 (FDD).....	117
Contents of System Information Block type 11 (3.84 Mcps, 1.28 Mcps and 7.68 Mcps TDD).....	121
Contents of System Information Block type 12 in connected mode (FDD).....	124
Contents of System Information Block type 12 in connected mode (3.84 Mcps, 1.28 Mcps and 7.68 Mcps TDD).....	124
Contents of System Information Block type 13 (used when supported PLMN type is ANSI-41)	124
Contents of System Information Block type 14 (3.84 Mcps and 7.68 Mcps TDD)	125
Contents of System Information Block type 16 (FDD).....	125
Contents of System Information Block type 17 (3.84 Mcps TDD and 1.28 Mcps TDD).....	131
Contents of System Information Block type 18	131
Contents of System Information Block type 19	131
6.1.1 SCCPCH configuration with Stand-alone SRB for PCCH in the first SCCPCH and Interactive/Background 32 kbps PS RAB + SRBs for CCCH/DCCH/BCCH in the second SCCPCH....	132
Contents of System Information Block type 5 (FDD).....	132
Contents of System Information Block type 5bis (FDD)	136
Contents of System Information Block type 5 (3.84 Mcps TDD).....	136
Contents of System Information Block type 5 (1.28 Mcps TDD).....	140
Contents of System Information Block type 5 (3.84 Mcps TDD).....	140
Contents of System Information Block type 6 in connected mode (FDD).....	143
Contents of System Information Block type 6 in connected mode (3.84 Mcps TDD).....	144
Contents of System Information Block type 6 in connected mode (1.28 Mcps TDD).....	144
Contents of System Information Block type 6 in connected mode (7.68 Mcps TDD).....	144
6.1.2 SCCPCH configuration with Stand-alone SRB for PCCH in the first SCCPCH, RB for CTCH + SRBs for CCCH/BCCH in the second SCCPCH and Interactive/Background 32 kbps PS RAB + SRBs for CCCH/DCCH/BCCH in the third SCCPCH (FDD only)	144
Contents of System Information Block type 5 (FDD).....	144
Contents of System Information Block type 5bis (FDD)	148
Contents of System Information Block type 6 in connected mode (FDD).....	148
6.1.3 SCCPCH configuration with Stand-alone SRB for PCCH in the first SCCPCH and Interactive/Background 32 kbps PS RAB + SRBs for CCCH/DCCH/BCCH in the second and third SCCPCHs	149
Contents of Scheduling Block 1 (FDD)	149
Contents of System Information Block type 5 (FDD).....	150
Contents of System Information Block type 5bis (FDD)	155
Contents of System Information Block type 5 (3.84 Mcps TDD).....	155
Contents of System Information Block type 5 (1.28 Mcps TDD).....	155
6.1.4 Default parameters for 1 to 8 cell environments.....	155
Default settings for cell No.1 (FDD).....	155
Contents of System Information Block type 11 for cell No.1 (FDD).....	155
Contents of System Information Block type 12 in connected mode for cell No.1 (FDD).....	155
Default settings for cell No.1 (TDD).....	155
Contents of System Information Block type 11 for cell No.1 (TDD)	155
Contents of System Information Block type 12 in connected mode for cell No.1 (TDD)	155
Cell No.2	155
Default settings for cell No.2 (FDD).....	156
Contents of System Information Block type 11 for cell No.2 (FDD).....	156
Default settings for cell No.2 (TDD).....	157
Contents of System Information Block type 11 for cell No.2 (TDD)	157

Cell No.3	158
Default settings for cell No.3 (FDD)	158
Contents of System Information Block type 11 for cell No.3 (FDD)	158
Default settings for cell No.3 (TDD)	159
Contents of System Information Block type 11 for cell No.3 (TDD)	159
Cell No.4	160
Default settings for cell No.4 (FDD)	160
Contents of System Information Block type 11 for cell No.4 (FDD)	160
Default settings for cell No.4 (TDD)	162
Contents of System Information Block type 11 for cell No.4 (TDD)	162
Cell No.5	163
Default settings for cell No.5 (FDD)	163
Contents of System Information Block type 11 for cell No.5 (FDD)	163
Default settings for cell No.5 (TDD)	165
Contents of System Information Block type 11 for cell No.5 (TDD)	165
Cell No.6	166
Default settings for cell No.6 (FDD)	166
Contents of System Information Block type 11 for cell No.6 (FDD)	166
Default settings for cell No.6 (TDD)	168
Contents of System Information Block type 11 for cell No.6 (TDD)	168
Cell No.7	169
Default settings for cell No.7 (FDD)	169
Contents of System Information Block type 11 for cell No.7 (FDD)	169
Default settings for cell No.7 (TDD)	170
Contents of System Information Block type 11 for cell No.7 (TDD)	170
Cell No.8	171
Default settings for cell No.8 (FDD)	171
Contents of System Information Block type 11 for cell No.8 (FDD)	171
Default settings for cell No.8 (TDD)	172
Contents of System Information Block type 11 for cell No.8 (TDD)	172
Cell No.9	173
Contents of System Information for cell No.9 (GSM)	173
Default settings for cell No.9 (GSM)	173
Cell No.10	173
Contents of System Information for cell No.10 (GSM)	173
Default settings for cell No.10 (GSM)	173
Cell No.11	173
Default settings for cell No.11 (FDD)	173
Contents of System Information Block type 11 for cell No.11 (FDD)	173
6.1.4.1 Default Cell parameters Two PLMN in UTRAN test scenario	174
Contents of System Information Block type 18 for cell No.1, 2, 3, 7, 8	174
Contents of System Information Block type 18 for cell No.4, 5, 6	174
6.1.4.1a Default Cell parameters Two PLMN in UTRAN test scenario with cells on PLMN1 belonging to two different frequencies	175
Contents of System Information Block type 18 for cell No.1, 2, 3, 4, 5, 6	175
Contents of System Information Block type 18 for cell No.7, 8	175
6.1.4.2 Default Cell parameters Three PLMN in UTRAN test scenario	175
Contents of System Information Block type 18 for cell No.1, 2, 3	176
Contents of System Information Block type 18 for cell No.4, 5, 6	176
Contents of System Information Block type 18 for cell No.7, 8	176
6.1.4.3 Default Cell parameters for MBMS 21 to 28 cell environments	176
Cell No.21	176
Default settings for cell No.21 (FDD)	176
Contents of System Information Block type 11 for cell No.21 (FDD)	176
Default settings for cell No.21 (TDD)	178
Contents of System Information Block type 11 for cell No.21 (TDD)	178
Cell No.22	180
Default settings for cell No.22 (FDD)	180
Contents of System Information Block type 11 for cell No.22 (FDD)	180
Default settings for cell No.22 (TDD)	182
Contents of System Information Block type 11 for cell No.22 (TDD)	182
Cell No.23	183

Default settings for cell No.23 (FDD).....	183
Contents of System Information Block type 11 for cell No.23 (FDD).....	183
Default settings for cell No.23 (TDD).....	185
Contents of System Information Block type 11 for cell No.23 (TDD)	185
Cell No.24	187
Default settings for cell No.24 (FDD).....	187
Contents of System Information Block type 11 for cell No.24 (FDD).....	187
Default settings for cell No.24 (TDD).....	189
Contents of System Information Block type 11 for cell No.24 (TDD)	189
Cell No.25	191
Default settings for cell No.25 (FDD).....	191
Contents of System Information Block type 11 for cell No.25 (FDD).....	191
Default settings for cell No.25 (TDD).....	193
Contents of System Information Block type 11 for cell No.25 (TDD)	194
Cell No.26	195
Default settings for cell No.26 (FDD).....	195
Contents of System Information Block type 11 for cell No.26 (FDD).....	196
Default settings for cell No.26 (TDD).....	198
Contents of System Information Block type 11 for cell No.26 (TDD)	198
Cell No.27	200
Default settings for cell No.27 (FDD).....	200
Contents of System Information Block type 11 for cell No.27 (FDD).....	200
Default settings for cell No.27 (TDD).....	202
Contents of System Information Block type 11 for cell No.27 (TDD)	202
Cell No.28	203
Default settings for cell No.28 (FDD).....	203
Contents of System Information Block type 11 for cell No.28 (FDD).....	203
Default settings for cell No.28 (TDD).....	205
Contents of System Information Block type 11 for cell No.28 (TDD)	205
6.1.4.4 Default Cell parameters for MBSFN 31 to 38 cell environments	207
Cell No.31	207
Default settings for cell No.31 (TDD).....	207
Default settings for cell No.31 (3.84 Mcps TDD IMB)	207
Default settings for cell No.31 (FDD).....	207
Contents of System Information Block type 3 for cell No.31 (FDD, TDD)	207
Contents of System Information Block type 3 for cell No.31 (3.84 Mcps TDD IMB)	208
Contents of System Information Block type 5 for cell No.31 (FDD).....	209
Contents of System Information Block type 5 for cell No.31 (3.84 Mcps TDD).....	209
Contents of System Information Block type 5 for cell No.31 (3.84 Mcps TDD IMB)	212
Contents of System Information Block type 5 for cell No.31 (1.28 Mcps TDD).....	218
Contents of System Information Block type 5 for cell No.31 (7.68 Mcps TDD).....	220
Contents of System Information Block type 11 for cell No.31 (FDD).....	223
Contents of System Information Block type 11 for cell No.31 (3.84 Mcps and 7.68 Mcps TDD)	224
Contents of System Information Block type 11 for cell No.31 (3.84 Mcps TDD IMB)	225
Contents of System Information Block type 11 for cell No.31 (1.28 Mcps TDD).....	226
Cell No.32	227
Default settings for cell No.32 (FDD).....	227
Default settings for cell No.32 (TDD).....	227
Default settings for cell No.31 (3.84 Mcps TDD IMB)	227
Contents of System Information Block type 5 for cell No.32 (FDD).....	227
Contents of System Information Block type 5 for cell No.32 (3.84 Mcps TDD).....	227
Contents of System Information Block type 5 for cell No.32 (1.28 Mcps TDD).....	227
Contents of System Information Block type 5 for cell No.32 (7.68 Mcps TDD).....	228
Contents of System Information Block type 11 for cell No.32 (FDD).....	228
Contents of System Information Block type 11 for cell No.32 (3.84 Mcps and 7.68 Mcps TDD)	228
Contents of System Information Block type 11 for cell No.32 (1.28 Mcps TDD).....	229
Cell No.33	229
Default settings for cell No.33 (FDD).....	229
Default settings for cell No.33 (TDD).....	230
Default settings for cell No.33 (3.84 Mcps TDD IMB)	230
Contents of System Information Block type 5 for cell No.33 (FDD).....	230
Contents of System Information Block type 5 for cell No.33 (3.84 Mcps and 7.68 Mcps TDD)	230

Contents of System Information Block type 5 for cell No.33 (1.28 Mcps TDD).....	231
Contents of System Information Block type 11 for cell No.33 (FDD).....	231
Contents of System Information Block type 11 for cell No.33 (3.84 Mcps and 7.68 Mcps TDD)	232
Contents of System Information Block type 11 for cell No.33 (1.28 Mcps TDD).....	232
Cell No.34	233
Default settings for cell No.34 (FDD).....	233
Default settings for cell No.34 (TDD).....	233
Default settings for cell No.31 (3.84 Mcps TDD IMB)	233
Contents of System Information Block type 5 for cell No.34 (FDD).....	233
Contents of System Information Block type 5 for cell No.34 (3.84 Mcps and 7.68 Mcps TDD)	234
Contents of System Information Block type 5 for cell No.34 (1.28 Mcps TDD).....	234
Contents of System Information Block type 11 for cell No.34 (FDD).....	235
Contents of System Information Block type 11 for cell No.34 (3.84 Mcps and 7.68 Mcps TDD)	235
Contents of System Information Block type 11 for cell No.34 (1.28 Mcps TDD).....	236
Cell No.35	236
Default settings for cell No.35 (FDD).....	237
Default settings for cell No.35 (TDD).....	237
Default settings for cell No.31 (3.84 Mcps TDD IMB)	237
Contents of System Information Block type 5 for cell No.35 (FDD).....	237
Contents of System Information Block type 5 for cell No.35 (3.84 Mcps and 7.68 Mcps TDD)	237
Contents of System Information Block type 5 for cell No.35 (1.28 Mcps TDD).....	238
Contents of System Information Block type 11 for cell No.35 (FDD).....	238
Contents of System Information Block type 11 for cell No.35 (3.84 Mcps and 7.68 Mcps TDD)	239
Contents of System Information Block type 11 for cell No.35 (1.28 Mcps TDD).....	239
Cell No.36	240
Default settings for cell No.36 (FDD).....	240
Default settings for cell No.36 (TDD).....	240
Default settings for cell No.31 (3.84 Mcps TDD IMB)	240
Contents of System Information Block type 5 for cell No.36 (FDD).....	240
Contents of System Information Block type 5 for cell No.36 (3.84 Mcps and 7.68 Mcps TDD)	241
Contents of System Information Block type 5 for cell No.36 (1.28 Mcps TDD).....	241
Contents of System Information Block type 11 for cell No.36 (FDD).....	242
Contents of System Information Block type 11 for cell No.36 (3.84 Mcps and 7.68 Mcps TDD)	242
Contents of System Information Block type 11 for cell No.36 (1.28 Mcps TDD).....	243
Cell No.37	243
Default settings for cell No.37 (FDD).....	244
Default settings for cell No.37 (TDD).....	244
Default settings for cell No.31 (3.84 Mcps TDD IMB)	244
Contents of System Information Block type 5 for cell No.37 (FDD).....	244
Contents of System Information Block type 5 for cell No.37 (3.84 Mcps TDD).....	244
Contents of System Information Block type 5 for cell No.37 (1.28 Mcps TDD).....	244
Contents of System Information Block type 5 for cell No.37 (7.68 Mcps TDD).....	244
Contents of System Information Block type 11 for cell No.37 (FDD).....	245
Contents of System Information Block type 11 for cell No.37 (3.84 Mcps and 7.68 Mcps TDD)	245
Contents of System Information Block type 11 for cell No.37 (1.28 Mcps TDD).....	245
Default settings for cell No.38 (FDD).....	246
Default settings for cell No.38 (TDD).....	246
Default settings for cell No.31 (3.84 Mcps TDD IMB)	246
Contents of System Information Block type 5 for cell No.38 (FDD).....	246
Contents of System Information Block type 5 for cell No.38 (3.84 Mcps TDD).....	247
Contents of System Information Block type 5 for cell No.38 (1.28 Mcps TDD).....	247
Contents of System Information Block type 5 for cell No.38 (7.68 Mcps TDD).....	247
Contents of System Information Block type 11 for cell No.38 (FDD).....	247
Contents of System Information Block type 11 for cell No.38 (3.84 Mcps and 7.68 Mcps TDD)	247
Contents of System Information Block type 11 for cell No.38 (1.28 Mcps TDD).....	248
6.1.5 Reference Radio Conditions (FDD).....	248
6.1.5.1 HARQ Transmission Parameters (FDD).....	250
6.1.5.2 Inter-band testing (FDD).....	250
6.1.6 Reference Radio Conditions (TDD)	250
6.1.6.1 Reference Radio Conditions (3.84 Mcps TDD IMB)	251
6.1.7 Reference Radio Conditions (GSM)	252
6.2 Number of neighbour cells	253

6.2.1	Basic Network	253
6.2.2	Soft Handover Network (FDD)	253
6.2.3	Hard Handover Network.....	253
6.2.4	'Roaming' Network	253
6.3	Cell/BS codes etc	253
6.4	Routing/location area	253
6.5	Network options settings.....	254
6.6	Power control mode.....	254
6.6.1	Downlink Power Control	254
6.6.1.1	Outer Loop Power Control.....	254
6.6.1.2	Inner Loop Power Control	254
6.6.2	Uplink Power Control.....	254
6.6.2.1	Outer Loop Power Control.....	254
6.6.2.2	Inner Loop Power Control (FDD).....	254
6.7	Tx Diversity modes	254
6.7.1	Non-Diverse Operation.....	254
6.7.2	Diverse Operation	254
6.7.2.1	Diverse Operation (FDD mode).....	254
6.7.2.2	Diverse Operation (TDD mode).....	254
6.7.2.2.1	3.84 Mcps option.....	254
6.7.2.2.2	1.28 Mcps option.....	255
6.7.2.2.1	7.68 Mcps option.....	255
6.8	Compressed mode parameters.....	255
6.8.1	Single compressed mode pattern	255
6.8.1.1	Inter Frequency FDD measurement	255
6.8.1.2	Inter Frequency TDD measurement.....	256
6.8.1.3	Inter RAT measurement (GSM - Carrier RSSI).....	256
6.8.1.4	Inter RAT measurement (GSM - Initial BSIC Identification).....	257
6.8.1.5	Inter RAT measurement (GSM - BSIC re-confirmation).....	257
6.8.2	Multiple compressed mode patterns	258
6.8.2.1	Inter RAT measurement GSM	258
6.8.2.2	Inter Frequency FDD measurement & Inter RAT measurement GSM.....	258
6.8.2.3	Inter Frequency FDD measurement & Inter Frequency TDD measurement.....	259
6.8.2.4	Inter Frequency TDD measurement & Inter RAT measurement GSM.....	259
6.8.2.5	Inter Frequency FDD measurement & Inter Frequency TDD measurement & Inter RAT measurement GSM.....	259
6.9	BCCH parameters.....	260
6.10	Reference Radio Bearer configurations used in Radio Bearer interoperability testing	261
6.10.1	QoS Architecture and RAB attributes.....	261
6.10.2	RAB and signalling RB for FDD.....	262
6.10.2.1	RABs and signalling RBs.....	262
6.10.2.2	Combinations of RABs and Signalling RBs	264
6.10.2.3	Example of linkage between RABs and services	270
6.10.2.4	Typical radio parameter sets	271
6.10.2.4.1	Combinations on DPCH	271
6.10.2.4.1.1	Stand-alone UL:1.7 DL:1.7 kbps SRBs for DCCH	271
6.10.2.4.1.2	Stand-alone UL:3.4 DL:3.4 kbps SRBs for DCCH	272
6.10.2.4.1.3	Stand-alone UL:13.6 DL:13.6 kbps SRBs for DCCH	274
6.10.2.4.1.4	Conversational / speech / UL:12.2 DL:12.2 kbps / CS RAB + UL:3.4 DL:3.4 kbps SRBs for DCCH.....	275
6.10.2.4.1.4a	Conversational / speech / UL:(12.2 7.95 5.9 4.75) DL:(12.2 7.95 5.9 4.75) kbps / CS RAB + UL:3.4 DL:3.4 kbps SRBs for DCCH	277
6.10.2.4.1.4b	Conversational / speech / UL:(12.2 7.4 5.9 4.75) DL:(12.2 7.4 5.9 4.75) kbps / CS RAB + UL:3.4 DL:3.4 kbps SRBs for DCCH + DL:0.15 kbps SRB#5 for DCCH	278
6.10.2.4.1.5	Conversational / speech / UL:10.2 DL:10.2 kbps / CS RAB + UL:3.4 DL:3.4 kbps SRBs for DCCH.....	280
6.10.2.4.1.5a	Conversational / speech / UL:(10.2, 6.7, 5.9, 4.75) DL:(10.2, 6.7, 5.9, 4.75) kbps / CS RAB + UL:3.4 DL:3.4 kbps SRBs for DCCH.....	282
6.10.2.4.1.6	Conversational / speech / UL:7.95 DL:7.95 kbps / CS RAB + UL:3.4 DL:3.4 kbps SRBs for DCCH.....	284
6.10.2.4.1.7	Conversational / speech / UL:7.4 DL:7.4 kbps / CS RAB+ UL:3.4 DL:3.4 kbps SRBs for DCCH	286

6.10.2.4.1.7a	Conversational / speech / UL:(7.4, 6.7, 5.9, 4.75) DL:(7.4, 6.7, 5.9, 4.75) kbps / CS RAB+ UL:3.4 DL:3.4 kbps SRBs for DCCH	287
6.10.2.4.1.8	Conversational / speech / UL:6.7 DL:6.7 kbps / CS RAB + UL:3.4 DL:3.4 kbps SRBs for DCCH	289
6.10.2.4.1.9	Conversational / speech / UL:5.9 DL:5.9 kbps / CS RAB + UL:3.4 DL:3.4 kbps SRBs for DCCH	291
6.10.2.4.1.10	Conversational / speech / UL:5.15 DL:5.15 kbps / CS RAB + UL:3.4 DL:3.4 kbps SRBs for DCCH.....	293
6.10.2.4.1.11	Conversational / speech / UL:4.75 DL:4.75 kbps / CS RAB + UL:3.4 DL:3.4 kbps SRBs for DCCH.....	295
6.10.2.4.1.12	Conversational / unknown / UL:28.8/DL:28.8 kbps / CS RAB + UL:3.4 DL:3.4 kbps SRBs for DCCH.....	297
6.10.2.4.1.13	Conversational / unknown / UL:64 DL:64 kbps / CS RAB + UL:3.4 DL:3.4 kbps SRBs for DCCH.....	298
6.10.2.4.1.14	Conversational / unknown / UL:32 DL:32 kbps / CS RAB + UL:3.4 DL:3.4 kbps SRBs for DCCH.....	300
6.10.2.4.1.15	Streaming / unknown / UL:14.4/DL:14.4 kbps / CS RAB + UL:3.4 DL:3.4 kbps SRBs for DCCH	301
6.10.2.4.1.16	Streaming / unknown / UL:28.8/DL:28.8 kbps / CS RAB + UL:3.4 DL:3.4 kbps SRBs for DCCH	302
6.10.2.4.1.17	Streaming / unknown / UL:57.6/DL:57.6 kbps / CS RAB + UL:3.4 DL:3.4 kbps SRBs for DCCH	304
6.10.2.4.1.18	Void	305
6.10.2.4.1.19	Void	305
6.10.2.4.1.20	Void	305
6.10.2.4.1.21	Void	305
6.10.2.4.1.22	Void	305
6.10.2.4.1.23	Interactive or background / UL:32 DL:8 kbps / PS RAB + UL:3.4 DL:3.4 kbps SRBs for DCCH	305
6.10.2.4.1.23a	Interactive or background / UL:8 DL:8 kbps / PS RAB + UL:3.4 DL:3.4 kbps SRBs for DCCH	307
6.10.2.4.1.23b	Interactive or background / UL:16 DL:16 kbps / PS RAB + UL:3.4 DL:3.4 kbps SRBs for DCCH	308
6.10.2.4.1.23c	Interactive or background / UL:32 DL:32 kbps / PS RAB + UL:3.4 DL:3.4 kbps SRBs for DCCH	310
6.10.2.4.1.23d	Interactive or background / UL:32 DL:32 kbps / PS RAB (20 ms TTI)+ UL:3.4 DL:3.4 kbps SRBs for DCCH	311
6.10.2.4.1.24	Void	313
6.10.2.4.1.25	Interactive or background / UL:32 DL: 64 kbps / PS RAB + UL:3.4 DL:3.4 kbps SRBs for DCCH.....	313
6.10.2.4.1.26	Interactive or background / UL:64 DL: 64 kbps / PS RAB + UL:3.4 DL:3.4 kbps SRBs for DCCH.....	314
6.10.2.4.1.27	Interactive or background / UL:64 DL:128 kbps / PS RAB + UL:3.4 DL:3.4 kbps SRBs for DCCH.....	314
6.10.2.4.1.28	Interactive or background / UL:128 DL:128 kbps / PS RAB + UL:3.4 DL:3.4 kbps SRBs for DCCH.....	315
6.10.2.4.1.29	Interactive or background / UL:64 DL:144 kbps / PS RAB + UL:3.4 DL: 3.4 kbps SRBs for DCCH.....	316
6.10.2.4.1.30	Interactive or background / UL:144 DL:144 kbps / PS RAB + UL:3.4 DL: 3.4 kbps SRBs for DCCH.....	317
6.10.2.4.1.31	Interactive or background / UL:64 DL:256 kbps / PS RAB + UL:3.4 DL: 3.4 kbps SRBs for DCCH.....	318
6.10.2.4.1.32	Interactive or background / UL:64 DL:384 kbps / PS RAB + UL:3.4 DL: 3.4 kbps SRBs for DCCH.....	319
6.10.2.4.1.33	Interactive or background / UL:128 DL:384 kbps / PS RAB + UL:3.4 DL:3.4 kbps SRBs for DCCH.....	320
6.10.2.4.1.34	Interactive or background / UL:384 DL:384 kbps / PS RAB + UL:3.4 DL:3.4 kbps SRBs for DCCH.....	320
6.10.2.4.1.35	Interactive or background / UL:64 DL:2 048 kbps / PS RAB + UL:3.4 DL:3.4 kbps SRBs for DCCH.....	321
6.10.2.4.1.36	Void	322
6.10.2.4.1.37	Void	322

6.10.2.4.1.38	Conversational / speech / UL:12.2 DL:12.2 kbps / CS RAB + Interactive or background / UL:32 DL:8 kbps / PS RAB + UL:3.4 DL:3.4 kbps SRBs for DCCH	322
6.10.2.4.1.38a	Conversational / speech / 12.2 kbps / CS RAB + Interactive or background / UL:0 DL:0 kbps / PS RAB + UL:3.4 DL:3.4 kbps SRBs for DCCH	323
6.10.2.4.1.38b	Conversational / speech / UL:12.2 DL:12.2 kbps / CS RAB + Interactive or background / UL:8 DL:8 kbps / PS RAB + UL:3.4 DL:3.4 kbps SRBs for DCCH	325
6.10.2.4.1.38c	Conversational / speech / UL:12.2 DL:12.2 kbps / CS RAB + Interactive or background / UL:32 DL:32 kbps / PS RAB + UL:3.4 DL:3.4 kbps SRBs for DCCH	327
6.10.2.4.1.38d	Conversational / speech / UL:12.2 DL:12.2 kbps / CS RAB + Interactive or background / UL:64 DL:64 kbps / PS RAB + Interactive or background / UL:64 DL:64 kbps / PS RAB + UL:3.4 DL:3.4 kbps SRBs for DCCH	328
6.10.2.4.1.38e	Conversational / speech / (12.2 7.95 5.9 4.75) kbps / CS RAB + Interactive or background / UL:0 DL:0 kbps / PS RAB + UL:3.4 DL:3.4 kbps SRBs for DCCH	330
6.10.2.4.1.38f	Conversational / speech / (12.2 7.95 5.9 4.75) kbps / CS RAB + Interactive or background / UL:8 DL:8 kbps / PS RAB + UL:3.4 DL:3.4 kbps SRBs for DCCH	331
6.10.2.4.1.38g	Conversational / speech / (12.2 7.95 5.9 4.75) kbps / CS RAB + Interactive or background / UL:16 DL:16 kbps / PS RAB + UL:3.4 DL:3.4 kbps SRBs for DCCH	332
6.10.2.4.1.38h	Conversational / speech / (12.2 7.95 5.9 4.75) kbps / CS RAB + Interactive or background / UL:32 DL:32 kbps / PS RAB + UL:3.4 DL:3.4 kbps SRBs for DCCH	333
6.10.2.4.1.38i	Conversational / speech / (12.2 7.95 5.9 4.75) kbps / CS RAB + Interactive or background / UL:64 DL:64 kbps / PS RAB + UL:3.4 DL:3.4 kbps SRBs for DCCH	335
6.10.2.4.1.38j	Conversational / speech / (12.2 7.95 5.9 4.75) kbps / CS RAB + Interactive or background / UL:64 DL:128 kbps / PS RAB + UL:3.4 DL:3.4 kbps SRBs for DCCH	337
6.10.2.4.1.38k	Conversational / speech / UL:12.2 DL:12.2 kbps / CS RAB + Interactive or background / UL:32 DL:32 kbps / PS RAB + Interactive or background / UL:32 DL:32 kbps / PS RAB + UL:3.4 DL:3.4 kbps SRBs for DCCH (L1 multiplexing)	338
6.10.2.4.1.39	Conversational / speech / UL:12.2 DL:12.2 kbps / CS RAB + Interactive or background / UL:32 DL:64 kbps / PS RAB+ UL:3.4 DL: 3.4 kbps SRBs for DCCH	340
6.10.2.4.1.40	Conversational / speech / UL:12.2 DL:12.2 kbps / CS RAB + Interactive or background / UL:64 DL:64 kbps / PS RAB+ UL:3.4 DL: 3.4 kbps SRBs for DCCH	341
6.10.2.4.1.41	Conversational / speech / UL:12.2 DL:12.2 kbps / CS RAB + Interactive or background / UL:64 DL:128 kbps / PS RAB + UL:3.4 DL:3.4 kbps SRBs for DCCH	341
6.10.2.4.1.42	Conversational / speech / UL:12.2 DL:12.2 kbps / CS RAB + Interactive or background / UL:64 DL:256 kbps / PS RAB + UL:3.4 DL:3.4 kbps SRBs for DCCH	342
6.10.2.4.1.43	Conversational / speech / UL:12.2 DL:12.2 kbps / CS RAB + Interactive or background / UL:64 DL:384 kbps / PS RAB + UL:3.4 DL:3.4 kbps SRBs for DCCH	343
6.10.2.4.1.44	Conversational / speech / UL:12.2 DL:12.2 kbps / CS RAB + Interactive or background / UL:128 DL:2 048 kbps / PS RAB + UL:3.4 DL:3.4 kbps SRBs for DCCH	344
6.10.2.4.1.45	Conversational / speech / UL:12.2 DL:12.2 kbps / CS RAB + Streaming / unknown / UL:57.6 DL:57.6 kbps / CS RAB + UL:3.4 DL:3.4 kbps SRBs for DCCH	347
6.10.2.4.1.46	Void	348
6.10.2.4.1.47	Void	348
6.10.2.4.1.48	Void	348
6.10.2.4.1.49	Conversational / speech / UL:12.2 DL:12.2 kbps / CS RAB + Conversational / unknown / UL:64 DL:64 kbps / CS RAB + UL:3.4 DL:3.4 kbps SRBs for DCCH	348
6.10.2.4.1.49a	Conversational / speech / UL:(12.2 7.95 5.9 4.75) DL:(12.2 7.95 5.9 4.75) kbps / CS RAB + Conversational / unknown / UL:64 DL:64 kbps / CS RAB + UL:3.4 DL:3.4 kbps SRBs for DCCH	349
6.10.2.4.1.50	Conversational / unknown / UL:64 DL:64 kbps / CS RAB + Conversational / unknown / UL:64 DL:64 kbps / CS RAB + UL:3.4 DL:3.4 kbps SRBs for DCCH	350
6.10.2.4.1.51	Conversational / unknown / UL:64 DL:64 kbps / CS RAB + Interactive or background / UL:64 DL:64 kbps / PS RAB + UL:3.4 DL:3.4 kbps SRBs for DCCH	351
6.10.2.4.1.51a	Conversational / unknown / UL:64 DL:64 kbps / CS RAB + Interactive or Background / UL:8 DL:8 kbps / PS RAB + UL:3.4 DL:3.4 kbps SRBs for DCCH	352
6.10.2.4.1.51b	Conversational / unknown / UL:64 DL:64 kbps / CS RAB + Interactive or Background / UL:16 DL:64 kbps / PS RAB + UL:3.4 DL:3.4 kbps SRBs for DCCH	353
6.10.2.4.1.52	Conversational / unknown / UL:64 DL:64 kbps / CS RAB + Interactive or background / UL:64 DL:128 kbps / PS RAB + UL:3.4 DL:3.4 kbps SRBs for DCCH	354
6.10.2.4.1.53	Conversational / unknown / UL:64 DL:64 kbps / CS RAB + Interactive or background / UL:128 DL:128 kbps / PS RAB + UL:3.4 DL:3.4 kbps SRBs for DCCH	355
6.10.2.4.1.54	Void	355
6.10.2.4.1.55	Void	355

6.10.2.4.1.56	Interactive or background / UL:8 DL:8 kbps / PS RAB + Interactive or background / UL:8 DL:8 kbps / PS RAB + UL:3.4 DL:3.4 kbps SRBs for DCCH	355
6.10.2.4.1.57	Interactive or background / UL:64 DL:64 kbps / PS RAB + Interactive or background / UL:64 DL:64 kbps / PS RAB + UL:3.4 DL:3.4 kbps SRBs for DCCH	357
6.10.2.4.1.58	Streaming / unknown / UL:16 DL:64 kbps / PS RAB + Interactive or background / UL:8 DL:8 kbps / PS RAB + UL:3.4 DL:3.4 kbps SRBs for DCCH.....	359
6.10.2.4.1.58a	Streaming / unknown / UL:16 DL:128 kbps / PS RAB + Interactive or background / UL:8 DL:8 kbps / PS RAB + UL:3.4 DL:3.4 kbps SRBs for DCCH.....	360
6.10.2.4.1.59	Conversational / speech / UL:42.8 DL:42.8 kbps / PS RAB + Interactive / UL:16 DL:16 kbps / PS RAB + Interactive / UL:16 DL:16 kbps / PS RAB + UL:3.4 DL:3.4 kbps SRBs for DCCH.....	361
6.10.2.4.1.60	Conversational / speech / UL:42.8 DL:42.8 kbps / PS RAB + Interactive / UL:16 DL:16 kbps / PS RAB + UL:3.4 DL:3.4 kbps SRBs for DCCH	364
6.10.2.4.1.61	Conversational / unknown / UL:8 DL:8 kbps / PS RAB + Interactive or Background / UL:8 DL:8 kbps / PS RAB + UL:3.4 DL:3.4 kbps SRBs for DCCH	365
6.10.2.4.1.62	Conversational / speech / UL:(12.65 8.85 6.6) DL:(12.65 8.85 6.6) kbps / CS RAB + UL:3.4 DL:3.4 kbps SRBs for DCCH + DL:0.15 kbps SRB#5 for DCCH	368
6.10.2.4.1.63	Interactive or background / UL:64 DL:768 kbps / PS RAB + UL:3.4 DL: 3.4 kbps SRBs for DCCH.....	370
6.10.2.4.2	Combinations on PDSCH and DPCH.....	371
6.10.2.4.2.1	Void	371
6.10.2.4.2.2	Interactive or background / UL:64 DL:384 kbps / PS RAB + UL:3.4 DL: 3.4 kbps SRBs for DCCH.....	371
6.10.2.4.2.3	Interactive or background / UL:64 DL:2 048 kbps / PS RAB + UL:3.4 DL: 3.4 kbps SRBs for DCCH.....	372
6.10.2.4.2.4	Void	374
6.10.2.4.2.5	Conversational / speech / UL:12.2 DL:12.2 kbps / CS RAB + Interactive or background / UL:64 DL:384 kbps / PS RAB + UL:3.4 DL:3.4 kbps SRBs for DCCH	374
6.10.2.4.2.6	Conversational / speech / UL:12.2 DL:12.2 kbps / CS RAB + Interactive or background / UL:64 DL:2 048 kbps / PS RAB + UL:3.4 DL:3.4 kbps SRBs for DCCH	374
6.10.2.4.3	Combinations on SCCPCH	375
6.10.2.4.3.1	Stand-alone signalling RB for PCCH	375
6.10.2.4.3.2	Interactive/Background 32 kbps PS RAB + SRBs for CCCH + SRB for DCCH + SRB for BCCH	376
6.10.2.4.3.2a	Interactive/Background 32 kbps PS RAB + Interactive/Background 32 kbps PS RAB + SRBs for CCCH + SRB for DCCH + SRB for BCCH	377
6.10.2.4.3.3	Interactive/Background 32 kbps RAB + SRB for PCCH + SRB for CCCH + SRB for DCCH + SRB for BCCH	378
6.10.2.4.3.4	RB for CTCH + SRB for CCCH + SRB for BCCH	379
6.10.2.4.3.5	64.8kbps RB for MTCH with 80 ms TTI.....	380
6.10.2.4.3.6	129.6 kbps RB for MTCH with 80 ms TTI.....	381
6.10.2.4.3.7	259.2 kbps RB for MTCH with 40 ms TTI.....	382
6.10.2.4.3.8	7.6 kbps signalling RB for MCCH.....	383
6.10.2.4.3.9	Interactive/Background 32 kbps RAB + SRB for PCCH + SRB for CCCH + SRB for DCCH + SRB for BCCH + SRB for MCCH	383
6.10.2.4.4	Combinations on PRACH	384
6.10.2.4.4.1	Interactive/Background 32 kbps PS RAB + SRB for CCCH + SRB for DCCH	384
6.10.2.4.4.2	Interactive/Background 32 kbps PS RAB + Interactive/Background 32 kbps PS RAB + SRB for CCCH + SRB for DCCH	385
6.10.2.4.5	Combinations on DPCH and HS-PDSCH	387
6.10.2.4.5.1	Interactive or background / UL:64 DL: [max bit rate depending on UE category] / PS RAB + UL:3.4 DL:3.4 kbps SRBs for DCCH.....	387
6.10.2.4.5.1a	Interactive or background / UL:128 DL: [max bit rate depending on UE category] / PS RAB + UL:3.4 DL:3.4 kbps SRBs for DCCH	391
6.10.2.4.5.2	Interactive or background / UL:384 DL: [max bit rate depending on UE category] / PS RAB + UL:3.4 DL:3.4 kbps SRBs for DCCH	392
6.10.2.4.5.3	Conversational / speech / UL:12.2 DL:12.2 kbps / CS RAB + Interactive or background / UL:384 DL:[Bit rate depending on the UE category] / PS RAB + UL:3.4 DL:3.4 kbps SRBs for DCCH.....	393
6.10.2.4.5.3a	Conversational / speech / UL:12.2 DL:12.2 kbps / CS RAB + Interactive or background / UL:64 DL:[Bit rate depending on the UE category] / PS RAB + UL:3.4 DL:3.4 kbps SRBs for DCCH.....	394

6.10.2.4.5.4	Conversational / unknown / UL:64 DL:64 kbps / CS RAB + Interactive or background / UL:384 DL:[Bit rate depending on the UE category] / PS RAB + UL:3.4 DL:3.4 kbps SRBs for DCCH.....	395
6.10.2.4.5.4a	Conversational / unknown / UL:64 DL:64 kbps / CS RAB + Interactive or background / UL:64 DL:[Bit rate depending on the UE category] / PS RAB + UL:3.4 DL:3.4 kbps SRBs for DCCH.....	396
6.10.2.4.5.5	Interactive or background / UL:384 DL:[Bit rate depending on the UE category] / PS RAB + Interactive or background / UL:384 DL:[Bit rate depending on the UE category] / PS RAB + UL:3.4 DL:3.4 kbps SRBs for DCCH.....	396
6.10.2.4.5.5.1	Uplink	396
6.10.2.4.5.5a	Interactive or background / UL:64 DL:[Bit rate depending on the UE category] / PS RAB + Interactive or background / UL:64 DL:[Bit rate depending on the UE category] / PS RAB + UL:3.4 DL:3.4 kbps SRBs for DCCH.....	398
6.10.2.4.5.6	Streaming / unknown / UL:128 DL: [guaranteed 128, max bit rate depending on UE category] kbps / PS RAB + Interactive or background / UL:128 DL: [max bit rate depending on UE category] / PS RAB + UL:3.4 DL:3.4 kbps SRBs for DCCH.....	399
6.10.2.4.5.7	Conversational / speech / UL:12.2 DL:12.2 kbps / CS RAB + Streaming / unknown / UL:128 DL: [guaranteed 128, max bit rate depending on UE category] kbps / PS RAB + Interactive or background / UL:128 DL: [max bit rate depending on UE category] / PS RAB + UL:3.4 DL:3.4 kbps SRBs for DCCH.....	401
6.10.2.4.5.8	Conversational / speech / UL:(12.65 8.85 6.6) DL:(12.65 8.85 6.6) kbps / CS RAB + Interactive or Background / UL:384 DL:[Bit rate depending on the UE category] / PS RAB+ UL:3.4 DL:3.4 kbps SRBs for DCCH + DL:0.15 kbps SRB#5 for DCCH.....	402
6.10.2.4.5.9	Streaming MBMS PTP / unknown / UL:16 DL: [max bit rate depending on UE category] kbps / PS RAB + UL:3.4 DL:3.4 kbps SRBs for DCCH.....	405
6.10.2.4.5.10	Streaming MBMS PTP / unknown / UL:16 DL: [max bit rate depending on UE category] kbps / PS RAB + Interactive or background / UL:64 DL: [max bit rate depending on UE category] / PS RAB + Interactive or background / UL:64 DL: [max bit rate depending on UE category] / PS RAB + UL:3.4 DL:3.4 kbps SRBs for DCCH.....	408
6.10.2.4.6	Combinations on HS-PDSCH and E-DPDCH.....	409
6.10.2.4.6.1	Streaming or interactive or background / UL: [max bit rate depending on UE category and TTI] DL: [max bit rate depending on UE category] / PS RAB + UL:3.4 DL:3.4 kbps SRBs for DCCH on DCH.....	409
6.10.2.4.6.1a	Stand-alone UL: [max bit rate depending on UE category and TTI] DL:[max bit rate depending on UE category] SRBs for DCCH on E-DCH and HS-DSCH.....	411
6.10.2.4.6.2	Streaming or interactive or background / UL: [max bit rate depending on UE category and TTI] DL: [max bit rate depending on UE category] / PS RAB + UL:[max bit rate depending on UE category and TTI] DL:3.4 kbps SRBs for DCCH on E-DCH and DL DCH.....	412
6.10.2.4.6.3	Streaming or interactive or background / UL: [max bit rate depending on UE category and TTI] DL: [max bit rate depending on UE category] / PS RAB + UL: [max bit rate depending on UE category and TTI] DL: [max bit rate depending on UE category] SRBs for DCCH on E-DCH and HS-DSCH.....	413
6.10.2.4.6.4	Conversational / speech / UL:12.2 DL:12.2 kbps / CS RAB + Streaming or interactive or background / UL: [max bit rate depending on UE category and TTI] DL: [max bit rate depending on UE category] / PS RAB + UL:3.4 DL:3.4 kbps SRBs for DCCH.....	415
6.10.2.4.6.5	Streaming or interactive or background / UL:[max bit rate depending on UE category and TTI] DL: [max bit rate depending on UE category] kbps / PS RAB + Streaming or interactive or background / UL: [max bit rate depending on UE category and TTI] DL: [max bit rate depending on UE category] / PS RAB + UL:[max bit rate depending on UE category and TTI] DL:3.4 kbps SRBs for DCCH on E-DCH and DL DCH.....	415
6.10.2.4.6.6	Conversational / unknown or speech / UL:[max bit rate depending on UE category and TTI] DL: [max bit rate depending on UE category] kbps / PS RAB + Streaming or Interactive or background / UL: [max bit rate depending on UE category and TTI] DL: [max bit rate depending on UE category] / PS RAB + UL: [max bit rate depending on UE category and TTI] DL: [max bit rate depending on UE category] SRBs for DCCH on E-DCH and HS-DSCH (REL-6).....	416

6.10.2.4.6.7	Conversational / unknown or speech / UL:[max bit rate depending on UE category and TTI] DL: [max bit rate depending on UE category] kbps / PS RAB + Streaming or Interactive or background / UL: [max bit rate depending on UE category and TTI] DL: [max bit rate depending on UE category] / PS RAB + Streaming or Interactive or background / UL: [max bit rate depending on UE category and TTI] DL: [max bit rate depending on UE category] / PS RAB + UL: [max bit rate depending on UE category and TTI] DL: [max bit rate depending on UE category] SRBs for DCCH on E-DCH and HS-DSCH (REL-6)	418
6.10.2.4.6.8	Conversational / speech / UL:(12.65 8.85 6.6) DL:(12.65 8.85 6.6) kbps / CS RAB + Streaming or interactive or background / UL: [max bit rate depending on UE category and TTI] DL: [max bit rate depending on UE category] / PS RAB + UL:3.4 DL:3.4 kbps SRBs for DCCH + DL:0.15 kbps SRB#5 for DCCH	421
6.10.2.4.6.9	Conversational / speech / UL:(12.2, 7.95, 5.9, 4.75) kbps DL: (12.2, 7.95, 5.9, 4.75) kbps / CS RAB on E-DCH and HS-DSCH + UL: [max bit rate depending on UE category and TTI] DL: [max bit rate depending on UE category] SRBs for DCCH on E-DCH and HS-DSCH.....	422
6.10.2.4.7	Combinations on PRACH and HS-DSCH.....	426
6.10.3	RAB and signalling RB for TDD.....	429
6.10.3.1	RABs and signalling RBs.....	429
6.10.3.2	Combinations of RABs and Signalling RBs	430
6.10.3.3	Example of linkage between RABs and services	436
6.10.3.4	Typical radio parameter sets	436
6.10.3.4.1	Combinations on DPCH	436
6.10.3.4.1.1	Stand-alone UL:1.7 DL:1.7 kbps SRBs for DCCH	436
6.10.3.4.1.1a	Stand-alone UL:1.7 DL:1.7 kbps SRBs for DCCH (multiframe)	438
6.10.3.4.1.2	Stand-alone UL:3.4 DL:3.4 kbps SRBs for DCCH	439
6.10.3.4.1.3	Stand-alone UL:13.6 DL:13.6 kbps SRBs for DCCH	441
6.10.3.4.1.4	Conversational / speech / UL:12.2 DL:12.2 kbps / CS RAB + UL:3.4 DL:3.4 kbps SRBs for DCCH.....	442
6.10.3.4.1.4a	Conversational / speech / UL:(12.2, 7.95, 5.9, 4.75) DL:(12.2, 7.95, 5.9, 4.75) kbps / CS RAB + UL:3.4 DL:3.4 kbps SRBs for DCCH	444
6.10.3.4.1.5	Conversational / speech / UL:10.2 DL:10.2 kbps / CS RAB + UL:3.4 DL:3.4 kbps SRBs for DCCH.....	446
6.10.3.4.1.5a	Conversational / speech / UL:(10.2, 6.7, 5.9, 4.75) DL:(10.2, 6.7, 5.9, 4.75) kbps / CS RAB + UL:3.4 DL:3.4 kbps SRBs for DCCH	448
6.10.3.4.1.6	Conversational / speech / UL:7.95 DL:7.95 kbps / CS RAB + UL:3.4 DL:3.4 kbps SRBs for DCCH.....	449
6.10.3.4.1.7	Conversational / speech / UL:7.4 DL:7.4 kbps / CS RAB+ UL:3.4 DL:3.4 kbps SRBs for DCCH	451
6.10.3.4.1.7a	Conversational / speech / UL:(7.4, 6.7, 5.9, 4.75) DL:(7.4, 6.7, 5.9, 4.75) kbps / CS RAB+ UL:3.4 DL:3.4 kbps SRBs for DCCH	453
6.10.3.4.1.8	Conversational / speech / UL:6.7 DL:6.7 kbps / CS RAB + UL:3.4 DL:3.4 kbps SRBs for DCCH	455
6.10.3.4.1.9	Conversational / speech / UL:5.9 DL:5.9 kbps / CS RAB + UL:3.4 DL:3.4 kbps SRBs for DCCH	456
6.10.3.4.1.10	Conversational / speech / UL:5.15 DL:5.15 kbps / CS RAB + UL:1.7 DL:1.7 kbps SRBs for DCCH.....	458
6.10.3.4.1.11	Conversational / speech / UL:4.75 DL:4.75 kbps / CS RAB + UL:1.7 DL:1.7 kbps SRBs for DCCH.....	460
6.10.3.4.1.12	Conversational / unknown / UL:28.8/DL:28.8 kbps / CS RAB + UL:3.4 DL:3.4 kbps SRBs for DCCH.....	461
6.10.3.4.1.13	Conversational / unknown / UL:64 DL:64 kbps / CS RAB + UL:3.4 DL:3.4 kbps SRBs for DCCH.....	463
6.10.3.4.1.14	Conversational / unknown / UL:32 DL:32 kbps / CS RAB + UL:3.4 DL:3.4 kbps SRBs for DCCH.....	464
6.10.3.4.1.15	Streaming / unknown / UL:14.4/DL:14.4 kbps / CS RAB + UL:3.4 DL:3.4 kbps SRBs for DCCH	466
6.10.3.4.1.16	Streaming / unknown / UL:28.8/DL:28.8 kbps / CS RAB + UL:3.4 DL:3.4 kbps SRBs for DCCH	467
6.10.3.4.1.17	Streaming / unknown / UL:57.6/DL:57.6 kbps / CS RAB + UL:3.4 DL:3.4 kbps SRBs for DCCH	469
6.10.3.4.1.18	Void	470

6.10.3.4.1.19	Void	470
6.10.3.4.1.20	Void	470
6.10.3.4.1.21	Void	470
6.10.3.4.1.22	Void	470
6.10.3.4.1.23	Interactive or background / UL:32 DL:8 kbps / PS RAB + UL:3.4 DL:3.4 kbps SRBs for DCCH	470
6.10.3.4.1.23a	Interactive or background / UL:8 DL:8 kbps / PS RAB + UL:3.4 DL:3.4 kbps SRBs for DCCH	472
6.10.3.4.1.23b	Interactive or background / UL:16 DL:16 kbps / PS RAB + UL:3.4 DL:3.4 kbps SRBs for DCCH	473
6.10.3.4.1.23c	Interactive or background / UL:32 DL:32 kbps / PS RAB + UL:3.4 DL:3.4 kbps SRBs for DCCH	474
6.10.3.4.1.23d	Interactive or background / UL:32 DL:32 kbps / PS RAB (20 ms TTI)+ UL:3.4 DL:3.4 kbps SRBs for DCCH	476
6.10.3.4.1.24	Void	477
6.10.3.4.1.25	Interactive or background / UL:32 DL: 64 kbps / PS RAB + UL:3.4 DL:3.4 kbps SRBs for DCCH.....	477
6.10.3.4.1.26	Interactive or background / UL:64 DL: 64 kbps / PS RAB + UL:3.4 DL:3.4 kbps SRBs for DCCH.....	478
6.10.3.4.1.27	Interactive or background / UL:64 DL:128 kbps / PS RAB + UL:3.4 DL:3.4 kbps SRBs for DCCH.....	479
6.10.3.4.1.28	Interactive or background / UL:128 DL:128 kbps / PS RAB + UL:3.4 DL:3.4 kbps SRBs for DCCH.....	480
6.10.3.4.1.29	Interactive or background / UL:64 DL:144 kbps / PS RAB + UL:3.4 DL: 3.4 kbps SRBs for DCCH.....	481
6.10.3.4.1.30	Interactive or background / UL:144 DL:144 kbps / PS RAB + UL:3.4 DL: 3.4 kbps SRBs for DCCH.....	482
6.10.3.4.1.31	Interactive or background / UL:64 DL:256 kbps / PS RAB + UL:3.4 DL: 3.4 kbps SRBs for DCCH.....	483
6.10.3.4.1.32	Interactive or background / UL:64 DL:384 kbps / PS RAB + UL:3.4 DL: 3.4 kbps SRBs for DCCH.....	484
6.10.3.4.1.33	Interactive or background / UL:128 DL:384 kbps / PS RAB + UL:3.4 DL:3.4 kbps SRBs for DCCH.....	485
6.10.3.4.1.34	Interactive or background / UL:384 DL:384 kbps / PS RAB + UL:3.4 DL:3.4 kbps SRBs for DCCH.....	485
6.10.3.4.1.35	Interactive or background / UL:64 DL:2 048 kbps / PS RAB + UL:3.4 DL:3.4 kbps SRBs for DCCH.....	486
6.10.3.4.1.36	Void	487
6.10.3.4.1.37	Void	487
6.10.3.4.1.38	Conversational / speech / UL:12.2 DL:12.2 kbps / CS RAB + Interactive or background / UL:32 DL:8 kbps / PS RAB + UL:3.4 DL:3.4 kbps SRBs for DCCH	487
6.10.3.4.1.38a	Conversational / speech / 12.2 kbps / CS RAB + Interactive or background / UL:0 DL:0 kbps / PS RAB + UL:3.4 DL:3.4 kbps SRBs for DCCH	489
6.10.3.4.1.38b	Conversational / speech / UL:12.2 DL:12.2 kbps / CS RAB + Interactive or background / UL:8 DL:8 kbps / PS RAB + UL:3.4 DL:3.4 kbps SRBs for DCCH	490
6.10.3.4.1.38c	Conversational / speech / UL:12.2 DL:12.2 kbps / CS RAB + Interactive or background / UL:32 DL:32 kbps / PS RAB + UL:3.4 DL:3.4 kbps SRBs for DCCH	491
6.10.3.4.1.38d	Conversational / speech / UL:12.2 DL:12.2 kbps / CS RAB + Interactive or background / UL:64 DL:64 kbps / PS RAB + Interactive or background / UL:64 DL:64 kbps / PS RAB + UL:3.4 DL:3.4 kbps SRBs for DCCH	493
6.10.3.4.1.38e	Conversational / speech / UL:(12.2, 7.95, 5.9, 4.75) DL:(12.2, 7.95, 5.9, 4.75) kbps / CS RAB + Interactive or background / UL:0 DL:0 kbps / PS RAB + UL:3.4 DL:3.4 kbps SRBs for DCCH.....	495
6.10.3.4.1.38f	Conversational / speech / (12.2, 7.95, 5.9, 4.75) kbps / CS RAB + Interactive or background / UL:8 DL:8 kbps / PS RAB + UL:3.4 DL:3.4 kbps SRBs for DCCH	496
6.10.3.4.1.38g	Conversational / speech / (12.2, 7.95, 5.9, 4.75) kbps / CS RAB + Interactive or background / UL:16 DL:16 kbps / PS RAB + UL:3.4 DL:3.4 kbps SRBs for DCCH.....	497
6.10.3.4.1.38h	Conversational / speech / (12.2, 7.95, 5.9, 4.75) kbps / CS RAB + Interactive or background / UL:32 DL:32 kbps / PS RAB + UL:3.4 DL:3.4 kbps SRBs for DCCH.....	499
6.10.3.4.1.38i	Conversational / speech / (12.2, 7.95, 5.9, 4.75) kbps / CS RAB + Interactive or background / UL:64 DL:64 kbps / PS RAB + UL:3.4 DL:3.4 kbps SRBs for DCCH.....	500

6.10.3.4.1.38j	Conversational / speech / (12.2, 7.95, 5.9, 4.75) kbps / CS RAB + Interactive or background / UL:64 DL:128 kbps / PS RAB + UL:3.4 DL:3.4 kbps SRBs for DCCH.....	502
6.10.3.4.1.39	Conversational / speech / UL:12.2 DL:12.2 kbps / CS RAB + Interactive or background / UL:32 DL:64 kbps / PS RAB+ UL:3.4 DL: 3.4 kbps SRBs for DCCH	503
6.10.3.4.1.40	Conversational / speech / UL:12.2 DL:12.2 kbps / CS RAB + Interactive or background / UL:64 DL:64 kbps / PS RAB+ UL:3.4 DL: 3.4 kbps SRBs for DCCH	504
6.10.3.4.1.41	Conversational / speech / UL:12.2 DL:12.2 kbps / CS RAB + Interactive or background / UL:64 DL:128 kbps / PS RAB + UL:3.4 DL:3.4 kbps SRBs for DCCH	506
6.10.3.4.1.42	Conversational / speech / UL:12.2 DL:12.2 kbps / CS RAB + Interactive or background / UL:64 DL:256 kbps / PS RAB + UL:3.4 DL:3.4 kbps SRBs for DCCH	507
6.10.3.4.1.43	Conversational / speech / UL:12.2 DL:12.2 kbps / CS RAB + Interactive or background / UL:64 DL:384 kbps / PS RAB + UL:3.4 DL:3.4 kbps SRBs for DCCH	509
6.10.3.4.1.44	Conversational / speech / UL:12.2 DL:12.2 kbps / CS RAB + Interactive or background / UL:128 DL:2 048 kbps / PS RAB + UL:3.4 DL:3.4 kbps SRBs for DCCH	510
6.10.3.4.1.45	Conversational / speech / UL:12.2 DL:12.2 kbps / CS RAB + Streaming / unknown / UL:57.6 DL:57.6 kbps / CS RAB + UL:3.4 DL:3.4 kbps SRBs for DCCH.....	513
6.10.3.4.1.46	Void	514
6.10.3.4.1.47	Void	514
6.10.3.4.1.48	Void	514
6.10.3.4.1.49	Conversational / speech / UL:12.2 DL:12.2 kbps / CS RAB + Conversational / unknown / UL:64 DL:64 kbps / CS RAB + UL:3.4 DL:3.4 kbps SRBs for DCCH.....	514
6.10.3.4.1.49a	Conversational / speech / UL:(12.2 7.95 5.9 4.75) DL:(12.2 7.95 5.9 4.75) kbps / CS RAB + Conversational / unknown / UL:64 DL:64 kbps / CS RAB + UL:3.4 DL:3.4 kbps SRBs for DCCH.....	515
6.10.3.4.1.50	Conversational / unknown / UL:64 DL:64 kbps / CS RAB + Conversational / unknown / UL:64 DL:64 kbps / CS RAB + UL:3.4 DL:3.4 kbps SRBs for DCCH.....	516
6.10.3.4.1.51	Conversational / unknown / UL:64 DL:64 kbps / CS RAB + Interactive or background / UL:64 DL:64 kbps / PS RAB + UL:3.4 DL:3.4 kbps SRBs for DCCH	517
6.10.3.4.1.51a	Conversational / unknown / UL:64 DL:64 kbps / CS RAB + Interactive or Background / UL:8 DL:8 kbps / PS RAB + UL:3.4 DL:3.4 kbps SRBs for DCCH	519
6.10.3.4.1.51b	Conversational / unknown / UL:64 DL:64 kbps / CS RAB + Interactive or Background / UL:16 DL:64 kbps / PS RAB + UL:3.4 DL:3.4 kbps SRBs for DCCH	520
6.10.3.4.1.52	Conversational / unknown / UL:64 DL:64 kbps / CS RAB + Interactive or background / UL:64 DL:128 kbps / PS RAB + UL:3.4 DL:3.4 kbps SRBs for DCCH	520
6.10.3.4.1.53	Conversational / unknown / UL:64 DL:64 kbps / CS RAB + Interactive or background / UL:128 DL:128 kbps / PS RAB + UL:3.4 DL:3.4 kbps SRBs for DCCH	521
6.10.3.4.1.54	Void	522
6.10.3.4.1.55	Void	522
6.10.3.4.1.56	Interactive or background / UL:8 DL:8 kbps / PS RAB + Interactive or background / UL:8 DL:8 kbps / PS RAB + UL:3.4 DL:3.4 kbps SRBs for DCCH	522
6.10.3.4.1.57	Interactive or background / UL:64 DL:64 kbps / PS RAB + Interactive or background / UL:64 DL:64 kbps / PS RAB + UL:3.4 DL:3.4 kbps SRBs for DCCH	523
6.10.3.4.1.58	Streaming / unknown / UL:16 DL:64 kbps / PS RAB + Interactive or background / UL:8 DL:8 kbps / PS RAB + UL:3.4 DL:3.4 kbps SRBs for DCCH.....	525
6.10.3.4.1.59	Reserved for future use	526
6.10.3.4.1.60	Reserved for future use	526
6.10.3.4.1.61	Conversational / unknown / UL:8 DL:8 kbps / PS RAB + Interactive or Background / UL:8 DL:8 kbps / PS RAB + UL:3.4 DL:3.4 kbps SRBs for DCCH	526
6.10.3.4.2	Combinations on PDSCH, SCCPCH, PUSCH and PRACH.....	528
6.10.3.4.2.1	Interactive or background / UL: 64 DL: 256 kbps / PS RAB + UL: 3.4/16.8 DL: 3.4/33.6 kbps SRBs for DCCH, CCCH and BCCH + UL: 16.8 DL: 16 kbps SRBs for SHCCH.....	528
6.10.3.4.2.2	Interactive or background / UL: 64 DL: 384 kbps / PS RAB + UL: 3.4/16.8 DL: 3.4/33.6 kbps SRBs for DCCH, CCCH and BCCH+ UL: 16.8 DL: 16 kbps SRBs for SHCCH	534
6.10.3.4.2.3	Interactive or background / UL: 64 DL: 2 048 kbps / PS RAB + UL: 3.4/16.8 DL: 3.4/33.6 kbps SRBs for DCCH, CCCH and BCCH + UL: 16.8 DL: 16 kbps SRBs for SHCCH	536
6.10.3.4.2.4	Interactive or background / UL: 384 DL: 2 048 kbps / PS RAB + UL: 3.4/16.8 DL: 3.4/33.6 kbps SRBs for DCCH, CCCH and BCCH + UL: 16.8 DL: 16 kbps SRBs for SHCCH	537
6.10.3.4.3	Combinations on PDSCH, SCCPCH, DPCH, PUSCH and PRACH	539

6.10.3.4.3.1	Conversational / speech / UL:12.2 DL:12.2 kbps / CS RAB + UL:3.4 DL:3.4 kbps SRBs for DCCH + Interactive or background / UL: 64 DL: 256 kbps / PS RAB + UL: 16.8 kbps SRBs for CCCH and SHCCH+ DL: 33.6 kbps SRBs for CCCH SHCCH and BCCH.....	539
6.10.3.4.3.2	Conversational / speech / UL:12.2 DL:12.2 kbps / CS RAB + UL:3.4 DL:3.4 kbps SRBs for DCCH + Interactive or background / UL: 64 DL: 384 kbps / PS RAB + UL: 16.8 kbps SRBs for CCCH and SHCCH+ DL: 33.6 kbps SRBs for CCCH, SHCCH and BCCH.....	541
6.10.3.4.3.3	Conversational / speech / UL:12.2 DL:12.2 kbps / CS RAB + UL:3.4 DL:3.4 kbps SRBs for DCCH + Interactive or background / UL: 64 DL: 2 048 kbps / PS RAB + UL: 16.8 kbps SRBs for CCCH and SHCCH+ DL: 33.6 kbps SRBs for CCCH, SHCCH and BCCH ..	542
6.10.3.4.4	Combinations on SCCPCH	543
6.10.3.4.4.1	Stand-alone signalling RB for PCCH	543
6.10.3.4.4.2	Interactive/Background 32 kbps PS RAB + SRBs for CCCH + SRB for DCCH + SRB for BCCH	544
6.10.3.4.4.2a	Interactive/Background 32 kbps PS RAB + Interactive/Background 32 kbps PS RAB + SRBs for CCCH + SRB for DCCH + SRB for BCCH	545
6.10.3.4.4.2b	SRBs for CCCH + SRB for DCCH + SRB for BCCH	546
6.10.3.4.4.3	Interactive/Background 32 kbps RAB + SRB for PCCH + SRB for CCCH + SRB for DCCH + SRB for BCCH	547
6.10.3.4.4.3a	SRB for PCCH + SRB for CCCH + SRB for DCCH + SRB for BCCH	547
6.10.3.4.4.4	RB for CTCH + SRB for CCCH + SRB for BCCH	548
6.10.3.4.4.5	64.8kbps RB for MTCH with 80 ms TTI.....	549
6.10.3.4.4.6	129.6kbps RB for MTCH with 80 ms TTI.....	550
6.10.3.4.4.7	259.2 kbps RB for MTCH with 40 ms TTI.....	551
6.10.3.4.4.8	7.6 kbps signalling RB for MCCH.....	552
6.10.3.4.4.9	124.4kbps RB for MBSFN MTCH with 80 ms TTI	553
6.10.3.4.4.10	320.4kbps RB for MBSFN MTCH with 80 ms TTI	554
6.10.3.4.4.11	497.6kbps RB for MBSFN MTCH with 80 ms TTI	555
6.10.3.4.4.12	7.2 kbps signalling RB for MBSFN MCCH	556
6.10.3.4.5	Combinations on PRACH	556
6.10.3.4.5.1	SRB for CCCH + SRB for DCCH	556
6.10.3.4.5.2	Interactive/Background 12.8 kbps PS RAB + SRB for CCCH + SRB for DCCH	557
6.10.3.4.5.3	Interactive/Background 12.8 kbps PS RAB + Interactive/Background 12.8 kbps PS RAB + SRB for CCCH + SRB for DCCH.....	557
6.10.3.4.6	Combinations on DPCH and HS-PDSCH	558
6.10.3.4.6.1	Interactive or background / UL:64 DL: [max bit rate depending on UE category] / PS RAB + UL:3.4 DL:3.4 kbps SRBs for DCCH.....	558
6.10.3.4.6.2	Interactive or background / UL:128 DL: [max bit rate depending on UE category] / PS RAB + UL:3.4 DL:3.4 kbps SRBs for DCCH.....	560
6.10.3.4.6.3	Interactive or background / UL:384 DL: [max bit rate depending on UE category] / PS RAB + UL:3.4 DL:3.4 kbps SRBs for DCCH.....	561
6.10.3.4.6.4	Conversational / speech / UL:12.2 DL:12.2 kbps / CS RAB + Interactive or background / UL:384 DL:[Bit rate depending on the UE category] / PS RAB + UL:3.4 DL:3.4 kbps SRBs for DCCH.....	561
6.10.3.4.6.5	Conversational / speech / UL:12.2 DL:12.2 kbps / CS RAB + Interactive or background / UL:64 DL:[Bit rate depending on the UE category] / PS RAB + UL:3.4 DL:3.4 kbps SRBs for DCCH.....	563
6.10.3.4.6.6	Conversational / unknown / UL:64 DL:64 kbps / CS RAB + Interactive or background / UL:384 DL:[Bit rate depending on the UE category] / PS RAB + UL:3.4 DL:3.4 kbps SRBs for DCCH.....	563
6.10.3.4.6.7	Conversational / unknown / UL:64 DL:64 kbps / CS RAB + Interactive or background / UL:64 DL:[Bit rate depending on the UE category] / PS RAB + UL:3.4 DL:3.4 kbps SRBs for DCCH.....	565
6.10.3.4.6.8	Interactive or background / UL:384 DL:[Bit rate depending on the UE category] / PS RAB + Interactive or background / UL:384 DL:[Bit rate depending on the UE category] / PS RAB + UL:3.4 DL:3.4 kbps SRBs for DCCH.....	565
6.10.3.4.6.9	Interactive or background / UL:64 DL:[Bit rate depending on the UE category] / PS RAB + Interactive or background / UL:64 DL:[Bit rate depending on the UE category] / PS RAB + UL:3.4 DL:3.4 kbps SRBs for DCCH.....	567
6.10.3.4.6.10	Streaming / unknown / UL:128 DL: [guaranteed 128, max bit rate depending on UE category] kbps / PS RAB + Interactive or background / UL:128 DL: [max bit rate depending on UE category] / PS RAB + UL:3.4 DL:3.4 kbps SRBs for DCCH.....	568

6.10.3.4.6.11	Conversational / speech / UL:12.2 DL:12.2 kbps / CS RAB + Streaming / unknown / UL:128 DL: [guaranteed 128, max bit rate depending on UE category] kbps / PS RAB + Interactive or background / UL:128 DL: [max bit rate depending on UE category] / PS RAB + UL:3.4 DL:3.4 kbps SRBs for DCCH.....	569
6.10.3.4.7	Combinations on HS-PDSCH and E-PUCH	571
6.10.3.4.7.1	Streaming or interactive or background / UL: [max bit rate depending on UE category and TTI] DL: [max bit rate depending on UE category] / PS RAB + UL:3.4 DL:3.4 kbps SRBs for DCCH on DCH	571
6.10.3.4.7.3	Streaming or interactive or background / UL: [max bit rate depending on UE category and TTI] DL: [max bit rate depending on UE category] / PS RAB + UL: [max bit rate depending on UE category and TTI] DL: [max bit rate depending on UE category] SRBs for DCCH on E-DCH and HS-DSCH.....	573
6.10.3.4.7.4	Conversational / speech / UL:12.2 DL:12.2 kbps / CS RAB + Streaming or interactive or background / UL: [max bit rate depending on UE category and TTI] DL: [max bit rate depending on UE category] / PS RAB + UL:3.4 DL:3.4 kbps SRBs for DCCH.....	573
6.10.3.4.7.5	Streaming or interactive or background / UL:[max bit rate depending on UE category and TTI] DL: [max bit rate depending on UE category] kbps / PS RAB + Streaming or interactive or background / UL: [max bit rate depending on UE category and TTI] DL: [max bit rate depending on UE category] / PS RAB + UL:[max bit rate depending on UE category and TTI] DL:3.4 kbps SRBs for DCCH on E-DCH and DL DCH	574
6.11	Common Radio Bearer configurations for other test purposes.....	576
6.11.1	Unacknowledged Mode Radio Bearer configuration (7 bit Length Indicator)	576
6.11.1a	Streaming / unknown / DL:64 kbps / PS RAB + Interactive or background / UL:8 DL:8 kbps / PS RAB + UL:3.4 DL:3.4 kbps SRBs for DCCH.....	577
6.11.1b	Streaming / unknown / DL:64 kbps / PS RAB + UL:3.4 DL:3.4 kbps SRBs for DCCH	578
6.11.1c	8kbps RB for MBSFN MTCH (3.84 Mcps TDD)	579
6.11.1d	8kbps RB for MBSFN MTCH (7.68 Mcps TDD)	579
6.11.1e	8kbps RB for MBSFN MTCH (3.84 Mcps TDD IMB).....	580
6.11.2	Unacknowledged Mode Radio Bearer configuration (15 bit Length Indicator)	580
6.11.2.1	Transport channel parameters for the Uplink RAB.....	580
6.11.2.2	Transport channel parameters for the Downlink RAB	581
6.11.2a	64kbps RB for MBSFN MTCH (3.84 Mcps TDD)	581
6.11.2b	64kbps RB for MBSFN MTCH (7.68 Mcps TDD)	582
6.11.3	Acknowledged Mode Radio Bearer configuration (7 bit Length Indicator).....	582
6.11.4	Unacknowledged Mode Radio Bearer configuration (15 bit Length Indicator).....	583
6.11.4.1	Transport channel parameters for the Uplink RAB.....	583
6.11.4.2	Transport channel parameters for the Downlink RAB	583
6.11.4a	Reference Radio Bearer configurations used in MAC-hs testing	584
6.11.4a.1	5 x Interactive or background / UL: 8 kbps DL: [max bit rate depending on UE category] / UM PS RAB	584
6.11.4a.1.1	Uplink.....	584
6.11.4a.1.1.1	Uplink Transport channel parameters for DCH	584
6.11.4a.1.1.2	Uplink physical channel parameters	584
6.11.4a.1.2	Downlink	584
6.11.4a.1.2.1	Transport channel parameters for HS-DSCH	585
6.11.4a.1.2.2	Downlink Transport channel parameters for DCH	585
6.11.4a.1.2.3	Downlink physical channel parameters	586
6.11.4b	Interactive or background / UL: 0 kbps DL: 0 kbps PS RAB	586
6.11.4b.1	Uplink	586
6.11.4b.1.1	Uplink Transport channel parameters for DCH.....	586
6.11.4b.2	Downlink.....	586
6.11.4b.2.1	Downlink Transport channel parameters for DCH.....	586
6.11.4c	Streaming or interactive or background / UL: [max bit rate depending on UE category and TTI] DL: [max bit rate depending on UE category] / PS RAB + UL:3.4 DL:3.4 kbps SRBs for DCCH on DCH..	588
6.11.4c.1	Uplink	588
6.11.4c.1.1	Transport channel parameters.....	588
6.11.4c.1.1.1	Transport channel parameters for E-DCH	588
6.11.4c.1.2	Physical channel parameters.....	588
6.11.4c.1.2.1	Physical channel parameters on E-DPDCH.....	588
6.11.4c.1.2.2	Physical channel parameters for DPCH.....	588
6.11.4c.2	Downlink.....	588
6.11.4c.2.1	Transport channel parameters.....	588

6.11.4c.2.1.1	Transport channel parameters for HS-DSCH	588
6.11.4c.2.2	Physical channel parameters.....	589
6.11.4c.2.2.1	Physical channel parameters on DPCH.....	589
6.11.4c.2.2.2	Physical channel parameters on HS-PDSCH.....	589
6.11.4d	Streaming or interactive or background / UL: [max bit rate depending on UE category and TTI] DL: [max bit rate depending on UE category] / PS RAB + Streaming or interactive or background / UL: [max bit rate depending on UE category and TTI] DL: [max bit rate depending on UE category] + DL: 3.4 kbps SRBs for DCCH on E-DCH and DCH	589
6.11.4d.1	Uplink	589
6.11.4d.1.1	Transport channel parameters.....	589
6.11.4d.1.1.1	Transport channel parameters for E-DCH	589
6.11.4d.1.2	Physical channel parameters.....	590
6.11.4d.1.2.1	Physical channel parameters on E-DPDCH.....	590
6.11.4d.2	Downlink.....	590
6.11.4d.2.1	Transport channel parameters.....	590
6.11.4d.2.1.1	Transport channel parameters for HS-DSCH	590
6.11.4d.2.1.2	Transport channel parameters for DCH.....	590
6.11.4d.2.2	Physical channel parameters.....	590
6.11.4d.2.2.1	Physical channel parameters on DPCH.....	590
6.11.4d.2.2.2	Physical channel parameters on HS-PDSCH.....	590
6.11.4e	Interactive or background / UL:64 DL: 64 kbps / PS RAB + UL:3.4 DL:3.4 kbps SRBs for DCCH	590
6.11.4e.1	Uplink	590
6.11.4e.1.1	Transport channel parameters.....	590
6.11.4e.1.1.1	Transport channel parameters for Interactive or background / UL:64 kbps / PS RAB	590
6.11.4e.1.1.2	Transport channel parameters for UL:3.4 kbps SRBs for DCCH	591
6.11.4e.1.1.3	TFCS.....	591
6.11.4e.2	Downlink.....	591
6.11.4e.2.1	Transport channel parameters.....	591
6.11.4e.2.1.1	Transport channel parameters for Interactive or background / DL:64 kbps / PS RAB	591
6.11.4e.2.1.2	Transport channel parameters for DL:3.4 kbps SRBs for DCCH	591
6.11.4e.2.1.3	TFCS.....	592
6.11.4e.2.2	Physical channel parameters.....	592
6.11.4f	Reference Radio Bearer configurations used in MAC-ehs testing.....	592
6.11.4f.1	3 x Interactive or background / UL: 8 kbps DL: [max bit rate depending on UE category] / UM PS RAB	592
6.11.4f.1.1	Uplink.....	592
6.11.4f.1.1.1	Uplink Transport channel parameters for DCH	592
6.11.4f.1.1.2	Uplink physical channel parameters	593
6.11.4f.1.2	Downlink.....	593
6.11.4f.1.2.1	Transport channel parameters for HS-DSCH	593
6.11.4f.1.2.2	Downlink Transport channel parameters for DCH	593
6.11.4f.1.2.3	Downlink physical channel parameters	593
6.11.4f.2	1 x Interactive or background / UL: 8 kbps DL: [max bit rate depending on UE category] / UM PS RAB	593
6.11.4f.2.1	Uplink.....	594
6.11.4f.2.1.1	Uplink Transport channel parameters for DCH	594
6.11.4f.2.1.2	Uplink physical channel parameters	594
6.11.4f.2.2	Downlink	594
6.11.4f.2.2.1	Transport channel parameters for HS-DSCH	594
6.11.4f.2.2.2	Downlink Transport channel parameters for DCH	595
6.11.4f.2.2.3	Downlink physical channel parameters	595
6.11.4g	Streaming or interactive or background / UL: [max bit rate depending on UE category and TTI] DL: [max bit rate depending on UE category] / PS RAB + UL:3.4 DL:3.4 kbps SRBs for DCCH on DCH..	596
6.11.4g.1	Uplink	596
6.11.4g.1.1	Transport channel parameters.....	596
6.11.4g.1.1.1	Transport channel parameters for E-DCH	596
6.11.4g.1.2	Physical channel parameters.....	596
6.11.4g.1.2.1	Physical channel parameters on E-PUCH.....	596
6.11.4g.1.2.2	Physical channel parameters for DPCH.....	596
6.11.4g.2	Downlink.....	596
6.11.4g.2.1	Transport channel parameters.....	596
6.11.4g.2.1.1	Transport channel parameters for HS-DSCH	596

6.11.4g.2.2	Physical channel parameters.....	597
6.11.4g.2.2.1	Physical channel parameters on DPCH.....	597
6.11.4g.2.2.2	Physical channel parameters on HS-PDSCH.....	597
6.11.4h	Streaming or interactive or background / UL: [max bit rate depending on UE category and TTI] DL: [max bit rate depending on UE category] / PS RAB + Streaming or interactive or background / UL: [max bit rate depending on UE category and TTI] DL: [max bit rate depending on UE category] + DL: 3.4 kbps SRBs for DCCH on E-DCH and DCH for 3.84Mcps TDD.....	597
6.11.4h.1	Uplink	597
6.11.4h.1.1	Transport channel parameters.....	597
6.11.4h.1.1.1	Transport channel parameters for E-DCH	597
6.11.4h.1.2	Physical channel parameters.....	597
6.11.4h.1.2.1	Physical channel parameters on E-PUCH.....	597
6.11.4h.2	Downlink.....	598
6.11.4h.2.1	Transport channel parameters.....	598
6.11.4h.2.1.1	Transport channel parameters for HS-DSCH	598
6.11.4h.2.1.2	Transport channel parameters for DCH.....	598
6.11.4h.2.2	Physical channel parameters.....	598
6.11.4h.2.2.1	Physical channel parameters on DPCH.....	598
6.11.4h.2.2.2	Physical channel parameters on HS-PDSCH.....	598
6.11.4i	Reference Radio Bearer configurations used in CPC testing.....	598
6.11.4i.1	Streaming or interactive or background / UL: [max bit rate depending on UE category and TTI] DL: [max bit rate depending on UE category] / UM PS RAB + UL: [max bit rate depending on UE category and TTI] DL: [max bit rate depending on UE category] SRBs for DCCH on E-DCH and HS-DSCH	598
6.11.4i.1.1	Uplink	598
6.11.4i.1.1.1	Transport channel parameters.....	598
6.11.4i.1.1.1.1	Transport channel parameters for E-DCH	598
6.11.4i.1.1.2	Physical channel parameters.....	599
6.11.4i.1.1.2.1	Physical channel parameters on E-DPDCH.....	599
6.11.4i.1.2	Downlink.....	599
6.11.4i.1.2.1	Transport channel parameters.....	599
6.11.4i.1.2.1.1	Transport channel parameters for HS-DSCH	599
6.11.4i.1.2.2	Physical channel parameters.....	599
6.11.4i.1.2.2.2	Physical channel parameters on HS-PDSCH.....	599
6.11.4j	Reference Radio Bearer configurations used in Improved L2 testing	599
6.11.4j.1	Interactive or background / UL:64 DL: [max bit rate depending on UE category] / UM PS RAB + UL:3.4 DL:3.4 kbps SRBs for DCCH	599
6.11.4j.1.2.1	Transport channel parameters.....	600
6.11.4j.1.2.1.1	Transport channel parameters for HS-DSCH	600
6.11.4j.1.2.2	Physical channel parameters.....	600
6.11.4j.1.2.2.1	Physical channel parameters on DPCH.....	600
6.11.4j.1.2.2.2	Physical channel parameters on HS-PDSCH.....	600
6.11.4j.2	Streaming or interactive or background / UL: [max bit rate depending on UE category and TTI] DL: [max bit rate depending on UE category] / PS RAB + UL: [max bit rate depending on UE category and TTI] DL: [max bit rate depending on UE category] with Flexible RLC and MAC-ehs SRBs for DCCH on E-DCH and HS-DSCH.....	600
6.11.4k	Reference Radio Bearer configurations used in Improved L2 UL testing.....	602
6.11.4k.1	Streaming or interactive or background / UL: [max bit rate depending on UE category and TTI] DL: [max bit rate depending on UE category] / PS RAB + UL:3.4 DL:3.4 kbps SRBs for DCCH on DCH	602
6.11.4k.2	Streaming or interactive or background / UL: [max bit rate depending on UE category and TTI] DL: [max bit rate depending on UE category] / PS RAB + UL: [max bit rate depending on UE category and TTI] DL: [max bit rate depending on UE category] SRBs for DCCH on E-DCH and HS-DSCH.....	603
6.11.4k.2.1.1.1	Transport channel parameters for E-DCH	603
6.11.4k.2.2.2.2	Physical channel parameters on HS-PDSCH.....	604
6.11.4k.3	Streaming or interactive or background / UL: [max bit rate depending on UE category and TTI] DL: [max bit rate depending on UE category] / PS RAB + UL: [max bit rate depending on UE category and TTI] DL: [max bit rate depending on UE category] with Flexible RLC and MAC-ehs SRBs for DCCH on E-DCH and HS-DSCH.....	604

6.11.4k.4	Streaming or interactive or background / UL: [max bit rate depending on UE category and TTI] DL: [max bit rate depending on UE category] / PS RAB + Streaming or interactive or background / UL: [max bit rate depending on UE category and TTI] DL: [max bit rate depending on UE category] / PS RAB + Streaming or interactive or background / UL: [max bit rate depending on UE category and TTI] DL: [max bit rate depending on UE category] / PS RAB + 3.4 kbps SRBs for DCCH on E-DCH and DL DCH.....	605
6.11.4k.4.1.2.1	Physical channel parameters on E-DPDCH.....	605
6.11.4k.5	Streaming or interactive or background / UL: [max bit rate depending on UE category and TTI] DL: [max bit rate depending on UE category] / PS RAB + Streaming or interactive or background / UL: [max bit rate depending on UE category and TTI] DL: [max bit rate depending on UE category] / PS RAB + UL: [max bit rate depending on UE category and TTI] DL: [max bit rate depending on UE category] SRBs for DCCH on E-DCH and HS-DSCH	606
6.11.4k.5.1	Uplink.....	606
6.11.4k.5.1.2.1	Physical channel parameters on E-DPDCH.....	606
6.11.4l	Reference Radio Bearer configurations used in UL packet filtering testing.....	607
6.11.4l.1	Interactive or background / UL:64 DL:64 kbps / PS RAB + Interactive or background / UL:64 DL:64 kbps / PS RAB + Interactive or background / UL:64 DL:64 kbps / PS RAB + UL:3.4 DL:3.4 kbps SRBs for DCCH.....	607
6.11.5	Reference Radio Bearer configurations used in Radio Bearer testing for 1.28 Mcps TDD.....	608
6.11.5.1	RABs and signalling RBs.....	608
6.11.5.2	Combinations of RABs and Signalling RBs	608
6.11.5.3	Example of linkage between RABs and services	617
6.11.5.4	Typical radio parameter sets	617
6.11.5.4.1	Combinations on DPCH.....	617
6.11.5.4.1.1	Stand-alone UL:1.7 DL:1.7 kbps SRBs for DCCH	617
6.11.5.4.1.1a	Stand-alone UL:1.7 DL:1.7 kbps SRBs for DCCH (multiframe)	618
6.11.5.4.1.2	Stand-alone UL:3.4 DL:3.4 kbps SRBs for DCCH	618
6.11.5.4.1.2a	Stand-alone UL:3.4 DL:3.4 kbps SRBs for DCCH (multiframe)	619
6.11.5.4.1.3	Stand-alone UL:13.6 DL:13.6 kbps SRBs for DCCH	621
6.11.5.4.1.4	Conversational / speech / UL:12.2 DL:12.2 kbps / CS RAB + UL:3.4 DL:3.4 kbps SRBs for DCCH.....	621
6.11.5.4.1.4a	Conversational / speech / UL: 12.2 7.95 5.9 4.75 DL:12.2 7.95 5.9 4.75 kbps / CS RAB + UL:3.4 DL:3.4 kbps SRBs for DCCH	622
6.11.5.4.1.5	Conversational / speech / UL:10.2 DL:10.2 kbps / CS RAB + UL:3.4 DL:3.4 kbps SRBs for DCCH.....	623
6.11.5.4.1.5a	Conversational / speech / UL:10.2 6.7 5.9 4.75 DL:10.2 6.7 5.9 4.75 kbps / CS RAB + UL:3.4 DL:3.4 kbps SRBs for DCCH	624
6.11.5.4.1.6	Conversational / speech / UL:7.95 DL:7.95 kbps / CS RAB + UL:3.4 DL:3.4 kbps SRBs for DCCH.....	625
6.11.5.4.1.7	Conversational / speech / UL:7.4 DL:7.4 kbps / CS RAB+ UL:3.4 DL:3.4 kbps SRBs for DCCH	626
6.11.5.4.1.7a	Conversational / speech / UL:7.4 6.7 5.9 4.75 DL:7.4 6.7 5.9 4.75 / CS RAB+ UL:3.4 DL:3.4 kbps SRBs for DCCH.....	626
6.11.5.4.1.8	Conversational / speech / UL:6.7 DL:6.7 kbps / CS RAB + UL:3.4 DL:3.4 kbps SRBs for DCCH	627
6.11.5.4.1.9	Conversational / speech / UL:5.9 DL:5.9 kbps / CS RAB + UL:3.4 DL:3.4 kbps SRBs for DCCH	628
6.11.5.4.1.10	Conversational / speech / UL:5.15 DL:5.15 kbps / CS RAB + UL:1.7 DL:1.7 kbps SRBs for DCCH.....	629
6.11.5.4.1.11	Conversational / speech / UL:4.75 DL:4.75 kbps / CS RAB + UL:1.7 DL:1.7 kbps SRBs for DCCH.....	630
6.11.5.4.1.12	Conversational / unknown / UL:28.8/DL:28.8 kbps / CS RAB + UL:3.4 DL:3.4 kbps SRBs for DCCH.....	631
6.11.5.4.1.13	Conversational / unknown / UL:64 DL:64 kbps / CS RAB + UL:3.4 DL:3.4 kbps SRBs for DCCH.....	631
6.11.5.4.1.14	Conversational / unknown / UL:32 DL:32 kbps / CS RAB + UL:3.4 DL:3.4 kbps SRBs for DCCH.....	632
6.11.5.4.1.15	Streaming / unknown / UL:14.4/DL:14.4 kbps / CS RAB + UL:3.4 DL:3.4 kbps SRBs for DCCH	633
6.11.5.4.1.16	Streaming / unknown / UL:28.8/DL:28.8 kbps / CS RAB + UL:3.4 DL:3.4 kbps SRBs for DCCH	634

6.11.5.4.1.17	Streaming / unknown / UL:57.6/DL:57.6 kbps / CS RAB + UL:3.4 DL:3.4 kbps SRBs for DCCH	635
6.11.5.4.1.18	Void	636
6.11.5.4.1.19	Void	636
6.11.5.4.1.20	Void	636
6.11.5.4.1.21	Void	636
6.11.5.4.1.22	Void	636
6.11.5.4.1.23	Interactive or background / UL:32 DL:8 kbps / PS RAB + UL:3.4 DL:3.4 kbps SRBs for DCCH	636
6.11.5.4.1.23a	Interactive or background / UL:8 DL:8 kbps / PS RAB + UL:3.4 DL:3.4 kbps SRBs for DCCH	637
6.11.5.4.1.23b	Interactive or background / UL:16 DL:16 kbps / PS RAB + UL:3.4 DL:3.4 kbps SRBs for DCCH	637
6.11.5.4.1.23c	Interactive or background / UL:32 DL:32 kbps / PS RAB + UL:3.4 DL:3.4 kbps SRBs for DCCH	638
6.11.5.4.1.23d	Interactive or background / UL:32 DL:32 kbps / PS RAB + UL:3.4 DL:3.4 kbps SRBs for DCCH	639
6.11.5.4.1.24	Void	640
6.11.5.4.1.25	Interactive or background / UL:32 DL: 64 kbps / PS RAB + UL:3.4 DL:3.4 kbps SRBs for DCCH.....	640
6.11.5.4.1.26	Interactive or background / UL:64 DL: 64 kbps / PS RAB + UL:3.4 DL:3.4 kbps SRBs for DCCH.....	640
6.11.5.4.1.27	Interactive or background / UL:64 DL:128 kbps / PS RAB + UL:3.4 DL:3.4 kbps SRBs for DCCH.....	641
6.11.5.4.1.28	Interactive or background / UL:128 DL:128 kbps / PS RAB + UL:3.4 DL:3.4 kbps SRBs for DCCH.....	641
6.11.5.4.1.29	Interactive or background / UL:64 DL:144 kbps / PS RAB + UL:3.4 DL: 3.4 kbps SRBs for DCCH.....	642
6.11.5.4.1.30	Interactive or background / UL:144 DL:144 kbps / PS RAB + UL:3.4 DL: 3.4 kbps SRBs for DCCH.....	642
6.11.5.4.1.31	Interactive or background / UL:64 DL:256 kbps / PS RAB + UL:3.4 DL: 3.4 kbps SRBs for DCCH.....	643
6.11.5.4.1.32	Interactive or background / UL:64 DL:384 kbps / PS RAB + UL:3.4 DL: 3.4 kbps SRBs for DCCH.....	643
6.11.5.4.1.33	Interactive or background / UL:128 DL:384 kbps / PS RAB + UL:3.4 DL:3.4 kbps SRBs for DCCH.....	644
6.11.5.4.1.34	Interactive or background / UL:384 DL:384 kbps / PS RAB + UL:3.4 DL:3.4 kbps SRBs for DCCH.....	644
6.11.5.4.1.35	Interactive or background / UL:64 DL:2 048 kbps / PS RAB + UL:3.4 DL:3.4 kbps SRBs for DCCH.....	644
6.11.5.4.1.36	Void	645
6.11.5.4.1.37	Void	645
6.11.5.4.1.38	Conversational / speech / UL:12.2 DL:12.2 kbps / CS RAB + Interactive or background / UL:32 DL:8 kbps / PS RAB + UL:3.4 DL:3.4 kbps SRBs for DCCH	645
6.11.5.4.1.38a	Conversational / speech / UL:12.2 DL:12.2 kbps / CS RAB + Interactive or background / UL:0 DL:0 kbps / PS RAB + UL:3.4 DL:3.4 kbps SRBs for DCCH	646
6.11.2.5.1.38b	Conversational / speech / UL:12.2 DL:12.2 kbps / CS RAB + Interactive or background / UL:8 DL:8 kbps / PS RAB + UL:3.4 DL:3.4 kbps SRBs for DCCH	647
6.11.5.4.1.38c	Conversational / speech / UL:12.2 DL:12.2 kbps / CS RAB + Interactive or background / UL:32 DL:32 kbps / PS RAB + UL:3.4 DL:3.4 kbps SRBs for DCCH	648
6.11.5.4.1.38d	Conversational / speech / UL:12.2 DL:12.2 kbps / CS RAB + Interactive or background / UL:64 DL:64 kbps / PS RAB + Interactive or background / UL:64 DL:64 kbps / PS RAB + UL:3.4 DL:3.4 kbps SRBs for DCCH	649
6.11.5.4.1.38e	Conversational / speech / UL: 12.2 7.95 5.9 4.75 DL:12.2 7.95 5.9 4.75 kbps / CS RAB + Interactive or background / UL:0 DL:0 kbps / PS RAB + UL:3.4 DL:3.4 kbps SRBs for DCCH	650
6.11.5.4.1.38f	Conversational / speech / UL: 12.2 7.95 5.9 4.75 DL:12.2 7.95 5.9 4.75 kbps / CS RAB + Interactive or background / UL:8 DL:8 kbps / PS RAB + UL:3.4 DL:3.4 kbps SRBs for DCCH.....	651
6.11.5.4.1.38g	Conversational / speech / UL: 12.2 7.95 5.9 4.75 DL:12.2 7.95 5.9 4.75 kbps / CS RAB + Interactive or background / UL:16 DL:16 kbps / PS RAB + UL:3.4 DL:3.4 kbps SRBs for DCCH.....	652

6.11.5.4.1.38h	Conversational / speech / UL: 12.2 7.95 5.9 4.75 DL:12.2 7.95 5.9 4.75 kbps / CS RAB + Interactive or background / UL:32 DL:32 kbps / PS RAB + UL:3.4 DL:3.4 kbps SRBs for DCCH.....	653
6.11.5.4.1.38i	Conversational / speech / UL: 12.2 7.95 5.9 4.75 DL:12.2 7.95 5.9 4.75 kbps / CS RAB + Interactive or background / UL:64 DL:64 kbps / PS RAB + UL:3.4 DL:3.4 kbps SRBs for DCCH.....	654
6.11.5.4.1.38j	Conversational / speech / UL: 12.2 7.95 5.9 4.75 DL:12.2 7.95 5.9 4.75 kbps / CS RAB + Interactive or background / UL:64 DL:128 kbps / PS RAB + UL:3.4 DL:3.4 kbps SRBs for DCCH.....	655
6.11.5.4.1.39	Conversational / speech / UL:12.2 DL:12.2 kbps / CS RAB + Interactive or background / UL:32 DL:64 kbps / PS RAB+ UL:3.4 DL: 3.4 kbps SRBs for DCCH	656
6.11.5.4.1.40	Conversational / speech / UL:12.2 DL:12.2 kbps / CS RAB + Interactive or background / UL:64 DL:64 kbps / PS RAB+ UL:3.4 DL: 3.4 kbps SRBs for DCCH	656
6.11.5.4.1.41	Conversational / speech / UL:12.2 DL:12.2 kbps / CS RAB + Interactive or background / UL:64 DL:128 kbps / PS RAB + UL:3.4 DL:3.4 kbps SRBs for DCCH	657
6.11.5.4.1.42	Conversational / speech / UL:12.2 DL:12.2 kbps / CS RAB + Interactive or background / UL:64 DL:256 kbps / PS RAB + UL:3.4 DL:3.4 kbps SRBs for DCCH	658
6.11.5.4.1.43	Conversational / speech / UL:12.2 DL:12.2 kbps / CS RAB + Interactive or background / UL:64 DL:384 kbps / PS RAB + UL:3.4 DL:3.4 kbps SRBs for DCCH	659
6.11.5.4.1.44	Conversational / speech / UL:12.2 DL:12.2 kbps / CS RAB + Interactive or background / UL:128 DL:2 048 kbps / PS RAB + UL:3.4 DL:3.4 kbps SRBs for DCCH	659
6.11.5.4.1.45	Conversational / speech / UL:12.2 DL:12.2 kbps / CS RAB + Streaming / unknown / UL:57.6 DL:57.6 kbps / CS RAB + UL:3.4 DL:3.4 kbps SRBs for DCCH.....	661
6.11.5.4.1.46	Void	662
6.11.5.4.1.47	Void	662
6.11.5.4.1.48	Void	662
6.11.5.4.1.49	Conversational / speech / UL:12.2 DL:12.2 kbps / CS RAB + Conversational / unknown / UL:64 DL:64 kbps / CS RAB + UL:3.4 DL:3.4 kbps SRBs for DCCH.....	662
6.11.5.4.1.49a	Conversational / speech / UL: 12.2 7.95 5.9 4.75 DL: 12.2 7.95 5.9 4.75 kbps / CS RAB + Conversational / unknown / UL:64 DL:64 kbps / CS RAB + UL:3.4 DL:3.4 kbps SRBs for DCCH.....	663
6.11.5.4.1.50	Conversational / unknown / UL:64 DL:64 kbps / CS RAB + Conversational / unknown / UL:64 DL:64 kbps / CS RAB + UL:3.4 DL:3.4 kbps SRBs for DCCH.....	664
6.11.5.4.1.51	Conversational / unknown / UL:64 DL:64 kbps / CS RAB + Interactive or background / UL:64 DL:64 kbps / PS RAB + UL:3.4 DL:3.4 kbps SRBs for DCCH	665
6.11.5.4.1.51a	Conversational / unknown / UL:64 DL:64 kbps / CS RAB + Interactive or background / UL:8 DL:8 kbps / PS RAB + UL:3.4 DL:3.4 kbps SRBs for DCCH	666
6.11.5.4.1.51b	Conversational / unknown / UL:64 DL:64 kbps / CS RAB + Interactive or background / UL:16 DL:64 kbps / PS RAB + UL:3.4 DL:3.4 kbps SRBs for DCCH	666
6.11.5.4.1.52	Conversational / unknown / UL:64 DL:64 kbps / CS RAB + Interactive or background / UL:64 DL:128 kbps / PS RAB + UL:3.4 DL:3.4 kbps SRBs for DCCH	667
6.11.5.4.1.53	Conversational / unknown / UL:64 DL:64 kbps / CS RAB + Interactive or background / UL:128 DL:128 kbps / PS RAB + UL:3.4 DL:3.4 kbps SRBs for DCCH	668
6.11.5.4.1.54	Void	668
6.11.5.4.1.55	Void	668
6.11.5.4.1.56	Interactive or background / UL:8 DL:8 kbps / PS RAB + Interactive or background / UL:8 DL:8 kbps / PS RAB + UL:3.4 DL:3.4 kbps SRBs for DCCH	668
6.11.5.4.1.57	Interactive or background / UL:64 DL:64 kbps / PS RAB + Interactive or background / UL:64 DL:64 kbps / PS RAB + UL:3.4 DL:3.4 kbps SRBs for DCCH	669
6.11.5.4.1.58	Streaming / unknown / UL:16 DL:64 kbps / PS RAB + Interactive or background / UL:8 DL:8 kbps / PS RAB + UL:3.4 DL:3.4 kbps SRBs for DCCH.....	670
6.11.5.4.1.59	Reserved for future use	671
6.11.5.4.1.60	Reserved for future use	671
6.11.5.4.1.61	Conversational / unknown / UL:8 DL:8 kbps / PS RAB + Interactive or Background / UL:8 DL:8 kbps / PS RAB + UL:3.4 DL:3.4 kbps SRBs for DCCH	671
6.11.5.4.1.62	Interactive or background / UL:256 DL: 64 kbps / PS RAB + UL:3.4 DL:3.4 kbps SRBs for DCCH.....	672
6.11.5.4.1.63	Streaming / unknown / UL:16 DL:32 kbps / PS RAB + Interactive or background / UL:8 DL:8 kbps / PS RAB + UL:3.4 DL:3.4 kbps SRBs for DCCH.....	673
6.11.5.4.1.64	Streaming / unknown / UL:16 DL:128 kbps / PS RAB + Interactive or background / UL:8 DL:8 kbps / PS RAB + UL:3.4 DL:3.4 kbps SRBs for DCCH.....	674

6.11.5.4.1.65	Streaming / unknown / UL:32 DL:256 kbps / PS RAB + Interactive or background / UL:8 DL:8 kbps / PS RAB + UL:3.4 DL:3.4 kbps SRBs for DCCH.....	674
6.11.5.4.1.66	Conversational / speech / UL:12.2 DL:12.2 kbps / CS RAB + Interactive or background / UL:128 DL:128 kbps / PS RAB + UL:3.4 DL:3.4 kbps SRBs for DCCH	676
6.11.5.4.1.67	Conversational / speech / UL:12.2 DL:12.2 kbps / CS RAB + Streaming / unknown / UL:16 DL:64 kbps / PS RAB + Interactive or background / UL:8 DL:8 kbps / PS RAB + UL:3.4 DL:3.4 kbps SRBs for DCCH	676
6.11.5.4.1.68	Conversational / speech / UL:12.2 DL:12.2 kbps / CS RAB + Streaming / unknown / UL:16 DL:128 kbps / PS RAB + Interactive or background / UL:8 DL:8 kbps / PS RAB + UL:3.4 DL:3.4 kbps SRBs for DCCH	677
6.11.5.4.1.69	Conversational / speech / UL:12.2 DL:12.2 kbps / CS RAB + Streaming / unknown / UL:128 DL:64 kbps / PS RAB + Interactive or background / UL:8 DL:8 kbps / PS RAB + UL:3.4 DL:3.4 kbps SRBs for DCCH	678
6.11.5.4.1.70	Interactive or background / UL:64 DL:64 kbps / PS RAB + Interactive or background / UL:64 DL:64 kbps / PS RAB + UL:3.4 DL:3.4 kbps SRBs for DCCH	679
6.11.5.4.2	Combinations on PDSCH, SCCPCH, PUSCH and PRACH.....	681
6.11.5.4.2.1	Interactive or background / UL: 64 DL: 256 kbps / PS RAB + UL: 3.4/16.8 DL: 3.4/33.6 kbps SRBs for DCCH, CCCH and BCCH + UL: 16.8 DL: 16 kbps SRBs for SHCCH	681
6.11.5.4.2.2	Interactive or background / UL: 64 DL: 384 kbps / PS RAB + UL: 3.4/16.8 DL: 3.4/33.6 kbps SRBs for DCCH, CCCH and BCCH+ UL: 16.8 DL: 16 kbps SRBs for SHCCH	683
6.11.5.4.2.3	Interactive or background / UL: 64 DL: 2 048 kbps / PS RAB + UL: 3.4/16.8 DL: 3.4/33.6 kbps SRBs for DCCH, CCCH and BCCH + UL: 16.8 DL: 16 kbps SRBs for SHCCH	684
6.11.5.4.3	Combinations on PDSCH, SCCPCH, DPCH, PUSCH and PRACH	686
6.11.5.4.3.1	Conversational / speech / UL:12.2 DL:12.2 kbps / CS RAB+ UL:3.4 DL:3.4 kbps SRBs for DCCH + Interactive or background / UL: 64 DL: 256 kbps / PS RAB + UL: 16.8 kbps SRBs for CCCH and SHCCH+ DL: 33.6 kbps SRBs for CCCH, SHCCH and BCCH.....	686
6.11.5.4.3.2	Conversational / speech / UL:12.2 DL:12.2 kbps / CS RAB+ UL:3.4 DL:3.4 kbps SRBs for DCCH + Interactive or background / UL: 64 DL: 384 kbps / PS RAB + UL: 16.8 kbps SRBs for CCCH and SHCCH+ DL: 33.6 kbps SRBs for CCCH, SHCCH and BCCH.....	687
6.11.5.4.3.3	Conversational / speech / UL:12.2 DL:12.2 kbps / CS RAB+ UL:3.4 DL:3.4 kbps SRBs for DCCH + Interactive or background / UL: 64 DL: 2 048 kbps / PS RAB + UL: 16.8 kbps SRBs for CCCH and SHCCH + DL: 33.6 kbps SRBs for CCCH, SHCCH and BCCH	688
6.11.5.4.4	Combinations on SCCPCH	689
6.11.5.4.4.1	Stand-alone signalling RB for PCCH	689
6.11.5.4.4.2	Interactive/Background 32 kbps PS RAB + SRBs for CCCH + SRB for DCCH + SRB for BCCH	689
6.11.5.4.4.2a	Interactive/Background 32 kbps PS RAB + Interactive/Background 32 kbps PS RAB + SRBs for CCCH + SRB for DCCH + SRB for BCCH	690
6.11.5.4.4.2b	SRBs for CCCH + SRB for DCCH + SRB for BCCH	691
6.11.5.4.4.3	Interactive/Background 32 kbps RAB + SRB for PCCH + SRB for CCCH + SRB for DCCH + SRB for BCCH	691
6.11.5.4.4.3a	SRB for PCCH + SRB for CCCH + SRB for DCCH + SRB for BCCH	692
6.11.5.4.4.4	RB for CTCH + SRB for CCCH + SRB for BCCH	692
6.11.5.4.4.5	64.8kbps RB for MTCH with 40 ms TTI.....	693
6.11.5.4.4.6	129.6 kbps RB for MTCH with 40 ms TTI.....	694
6.11.5.4.4.7	259.2 kbps RB for MTCH with 40 ms TTI.....	695
6.11.5.4.4.8	7.6 kbps signalling RB for MCCH.....	696
6.11.5.4.4.9	128kbps RB for MBSFN MTCH with 40 ms TTI	696
6.11.5.4.4.10	192 kbps RB for MBSFN MTCH with 40 ms TTI	697
6.11.5.4.4.11	384 kbps RB for MBSFN MTCH with 40 ms TTI	698
6.11.5.4.4.12	7.2 kbps signalling RB for MBSFN MCCH	699
6.11.5.4.4.13	8kbps RB for MBSFN MTCH with 40 ms TTI	700
6.11.5.4.4.14	64kbps RB for MBSFN MTCH with 40 ms TTI	701
6.11.5.4.5	Combinations on PRACH	701
6.11.5.4.5.1	SRB for CCCH + SRBs for DCCH	701
6.11.5.4.5.2	Interactive/Background 12.8 kbps PS RAB + SRB for CCCH + SRBs for DCCH.....	702
6.11.5.4.5.3	Interactive/Background 12.8 kbps PS RAB + Interactive/Background 12.8 kbps PS RAB + SRB for CCCH + SRB for DCCH.....	702

6.11.5.4.6	Combinations on DPCH and HS-PDSCH	703
6.11.5.4.6.1	Interactive or background / UL:8 DL: [max bit rate depending on UE category] / PS RAB + UL:3.4 DL:3.4 kbps SRBs for DCCH	703
6.11.5.4.6.1a	Interactive or background / UL:8 (multiframe) DL: [max bit rate depending on UE category] / PS RAB+ UL:3.4 DL:3.4 kbps SRBs for DCCH (multiframe) (REL-5).....	707
6.11.5.4.6.1b	Interactive or background / UL:8 DL: [max bit rate depending on UE category] / PS RAB + UL:3.4 DL:3.4 kbps SRBs for DCCH (64QAM)	708
6.11.5.4.6.2	Interactive or background / UL:16 DL: [max bit rate depending on UE category] / PS RAB + UL:3.4 DL:3.4 kbps SRBs for DCCH (REL-5).....	712
6.11.5.4.6.2a	Interactive or background / UL:16(multiframe) DL: [max bit rate depending on UE category] / PS RAB + UL:3.4 DL:3.4 kbps SRBs for DCCH(multiframe) (REL-5).....	712
6.11.5.4.6.3	Interactive or background / UL:32 DL: [max bit rate depending on UE category] / PS RAB + UL:3.4 DL:3.4 kbps SRBs for DCCH (REL-5).....	713
6.11.5.4.6.3a	Interactive or background / UL:32(multiframe) DL: [max bit rate depending on UE category] / PS RAB +UL:3.4 DL:3.4 kbps SRBs for DCCH(multiframe) (REL-5).....	713
6.11.5.4.6.4	Interactive or background / UL:64 DL: [max bit rate depending on UE category] / PS RAB + UL:3.4 DL:3.4 kbps SRBs for DCCH (REL-5).....	714
6.11.5.4.6.5	Interactive or background / UL:128 DL: [max bit rate depending on UE category] / PS RAB + UL:3.4 DL:3.4 kbps SRBs for DCCH (REL-5).....	714
6.11.5.4.6.6	Conversational / speech / UL:12.2 DL:12.2 kbps / CS RAB + Interactive or background / UL:32 DL:[Bit rate depending on the UE category] / PS RAB + UL:3.4 DL:3.4 kbps SRBs for DCCH (REL-5)	714
6.11.5.4.6.7	Conversational / speech / UL:12.2 DL:12.2 kbps / CS RAB + Interactive or background / UL:64 DL:[Bit rate depending on the UE category] / PS RAB + UL:3.4 DL:3.4 kbps SRBs for DCCH (REL-5)	715
6.11.5.4.6.8	Conversational / unknown / UL:64 DL:64 kbps / CS RAB + Interactive or background / UL:64 DL:[Bit rate depending on the UE category] / PS RAB + UL:3.4 DL:3.4 kbps SRBs for DCCH (REL-5)	715
6.11.5.4.6.9	Interactive or background / UL:64 DL: [bit rate depending on UE category] / PS RAB + Interactive or background / UL:64 DL: [bit rate depending on UE category] / PS RAB+UL:3.4 DL:3.4 kbps SRBs for DCCH	716
6.11.5.4.6.10	Conversational/Speech/UL:12.2 DL:12.2kbps/CS RAB + interactive or Background / UL:64 kbps DL: [bit rate depending on UE category]/PS RAB + interactive or Background / UL:64 kbps DL: [bit rate depending on UE category]/PS RAB + UL:3.4 DL 3.4 kbps SRB for DCCH	716
6.11.5.4.6.11	Streaming/ UL:32 DL:[Rate depending on UE category]/ PS RAB + interactive or Background/ UL:8 kbps DL:[Rate depending on UE category]/ PS RAB + UL:3.4 DL 3.4 kbps SRB for DCCH.....	717
6.11.5.4.6.12	Streaming/ UL:16 DL:[Rate depending on UE category]/ PS RAB + interactive or Background/ UL:8 kbps DL:[Rate depending on UE category]/ PS RAB + UL:3.4 DL 3.4 kbps SRB for DCCH.....	718
6.11.5.4.6.13	Conversational / speech / UL:12.2 DL:12.2 kbps / CS RAB + interactive or Background/ UL:384 kbps DL:[Rate depending on UE category]/ PS RAB + UL:3.4 DL 3.4 kbps SRB for DCCH.....	718
6.11.5.4.6.14	Conversational / speech / UL:12.2 DL:12.2 kbps / CS RAB + Streaming/ UL:16 kbps DL:[Rate depending on UE category]/ PS RAB + interactive or Background/ UL:8 kbps DL:[Rate depending on UE category]/ PS RAB + UL:3.4 DL 3.4 kbps SRB for DCCH	719
6.11.5.4.6.15	Conversational / speech / UL:12.2 DL:12.2 kbps / CS RAB + Streaming/ UL:32 kbps DL:[Rate depending on UE category]/ PS RAB + interactive or Background/ UL:8 kbps DL:[Rate depending on UE category]/ PS RAB + UL:3.4 DL 3.4 kbps SRB for DCCH	719
6.11.5.4.6.16	Conversational / speech / UL:12.2 DL:12.2 kbps / CS RAB + Streaming/ UL:64 kbps DL:[Rate depending on UE category]/ PS RAB + interactive or Background/ UL:8 kbps DL:[Rate depending on UE category]/ PS RAB + UL:3.4 DL 3.4 kbps SRB for DCCH	720
6.11.5.4.6.17	Streaming/ UL:64 kbps DL:[Rate depending on UE category]/ PS RAB + interactive or Background/ UL:8 kbps DL:[Rate depending on UE category]/ PS RAB + UL:3.4 DL 3.4 kbps SRB for DCCH.....	721
6.11.5.4.7	Combinations on HS-PDSCH and E-PUCH	721
6.11.5.4.7.1	Stand-alone UL: [max bit rate depending on UE category and TTI] DL:[max bit rate depending on UE category] SRBs for DCCH on E-DCH and HS-DSCH	721
6.11.5.4.7.2	Streaming or interactive or background / UL: [max bit rate depending on UE category and TTI] DL: [max bit rate depending on UE category] / PS RAB + UL:3.4 DL:3.4 kbps SRBs for DCCH on DCH	723

6.11.5.4.7.21	Streaming or interactive or background / UL: [max bit rate depending on UE category and TTI] DL:16 kbps / PS RAB + Streaming or interactive or background / UL: [max bit rate depending on UE category and TTI] DL:8 kbps / PS RAB + UL:3.4 DL:3.4 kbps SRBs for DCCH on DCH	733
6.11.5.4.7.22	Conversational / unknown or speech / UL:[max bit rate depending on UE category and TTI] DL: [max bit rate depending on UE category] kbps / PS RAB + Streaming or Interactive or background / UL: [max bit rate depending on UE category and TTI] DL: [max bit rate depending on UE category] / PS RAB + UL: [max bit rate depending on UE category and TTI] DL: [max bit rate depending on UE category] SRBs for DCCH on E-DCH and HS-DSCH	734
6.11.5.4.8	Reference Radio Bearer configurations used in MAC-ehs testing	736
6.11.5.4.8.1	3 x Interactive or background / UL: 8 kbps DL: [max bit rate depending on UE category] / UM PS RAB	736
6.11.5.4.8.1.1	Uplink.....	736
6.11.5.4.8.1.1.1	Uplink Transport channel parameters for DCH	736
6.11.5.4.8.1.1.2	Uplink physical channel parameters	736
6.11.5.4.8.1.2	Downlink.....	736
6.11.5.4.8.1.2.1	Transport channel parameters for HS-DSCH	736
6.11.5.4.8.1.2.2	Downlink Transport channel parameters for DCH	737
6.11.5.4.8.1.2.3	Downlink physical channel parameters	737
6.11.5.4.8.2	1 x Interactive or background / UL: 8 kbps DL: [max bit rate depending on UE category] / UM PS RAB	737
6.11.5.4.8.2.1	Uplink.....	737
6.11.5.4.8.2.1.1	Uplink Transport channel parameters for DCH	737
6.11.5.4.8.2.1.2	Uplink physical channel parameters	738
6.11.5.4.8.2.2	Downlink.....	738
6.11.5.4.8.2.2.1	Transport channel parameters for HS-DSCH	738
6.11.5.4.8.2.2.2	Downlink Transport channel parameters for DCH	739
6.11.5.4.8.2.2.3	Downlink physical channel parameters	739
6.11.5.4.9	Reference Radio Bearer configurations used in Improved L2 UL testing.....	740
6.11.5.4.9.1	Streaming or interactive or background / UL: [max bit rate depending on UE category and TTI] DL: [max bit rate depending on UE category] / PS RAB + UL:3.4 DL:3.4 kbps SRBs for DCCH on DCH.....	740
6.11.5.4.9.2	Streaming or interactive or background / UL: [max bit rate depending on UE category and TTI] DL: [max bit rate depending on UE category] / PS RAB + UL: [max bit rate depending on UE category and TTI] DL: [max bit rate depending on UE category] SRBs for DCCH on E-DCH and HS-DSCH	741
6.11.5.4.9.2.1.1.1	Transport channel parameters for E-DCH	741
6.11.5.4.9.2.2.2.2	Physical channel parameters on HS-PDSCH.....	742
6.11.5.4.9.3	Streaming or interactive or background / UL: [max bit rate depending on UE category and TTI] DL: [max bit rate depending on UE category] / PS RAB + UL: [max bit rate depending on UE category and TTI] DL: [max bit rate depending on UE category] with Flexible RLC and MAC-ehs SRBs for DCCH on E-DCH and HS-DSCH	742
6.11.5.4.9.4	Streaming or interactive or background / UL: [max bit rate depending on UE category and TTI] DL: [max bit rate depending on UE category] / PS RAB + Streaming or interactive or background / UL: [max bit rate depending on UE category and TTI] DL: [max bit rate depending on UE category] / PS RAB + Streaming or interactive or background / UL: [max bit rate depending on UE category and TTI] DL: [max bit rate depending on UE category] / PS RAB + 3.4 kbps SRBs for DCCH on E-DCH and DL DCH	743
6.11.5.4.9.4.1.2.1	Physical channel parameters on E-PUCH.....	743
6.11.6	Reference Radio Bearer configurations used in Radio Bearer testing for 7.68 Mcps TDD.....	744
6.11.6.1	RABs and signalling RBs.....	744
6.11.6.2	Combinations of RABs and Signalling RBs	745
6.11.6.3	Example of linkage between RABs and services	751
6.11.6.4	Typical radio parameter sets	751
6.11.6.4.1	Combinations on DPCH	751
6.11.6.4.1.1	Stand-alone UL:1.7 DL:1.7 kbps SRBs for DCCH	751
6.11.6.4.1.1a	Stand-alone UL:1.7 DL:1.7 kbps SRBs for DCCH (multiframe)	753
6.11.6.4.1.2	Stand-alone UL:3.4 DL:3.4 kbps SRBs for DCCH	754
6.11.6.4.1.3	Stand-alone UL:13.6 DL:13.6 kbps SRBs for DCCH	756
6.11.6.4.1.4	Conversational / speech / UL:12.2 DL:12.2 kbps / CS RAB + UL:3.4 DL:3.4 kbps SRBs for DCCH.....	758

6.11.6.4.1.4a	Conversational / speech / UL:(12.2, 7.95, 5.9, 4.75) DL:(12.2, 7.95, 5.9, 4.75) kbps / CS RAB + UL:3.4 DL:3.4 kbps SRBs for DCCH.....	759
6.11.6.4.1.5	Conversational / speech / UL:10.2 DL:10.2 kbps / CS RAB + UL:3.4 DL:3.4 kbps SRBs for DCCH.....	761
6.11.6.4.1.5a	Conversational / speech / UL:(10.2, 6.7, 5.9, 4.75) DL:(10.2, 6.7, 5.9, 4.75) kbps / CS RAB + UL:3.4 DL:3.4 kbps SRBs for DCCH.....	763
6.11.6.4.1.6	Conversational / speech / UL:7.95 DL:7.95 kbps / CS RAB + UL:3.4 DL:3.4 kbps SRBs for DCCH.....	765
6.11.6.4.1.7	Conversational / speech / UL:7.4 DL:7.4 kbps / CS RAB+ UL:3.4 DL:3.4 kbps SRBs for DCCH	766
6.11.6.4.1.7a	Conversational / speech / UL:(7.4, 6.7, 5.9, 4.75) DL:(7.4, 6.7, 5.9, 4.75) kbps / CS RAB+ UL:3.4 DL:3.4 kbps SRBs for DCCH	768
6.11.6.4.1.8	Conversational / speech / UL:6.7 DL:6.7 kbps / CS RAB + UL:3.4 DL:3.4 kbps SRBs for DCCH	770
6.11.6.4.1.9	Conversational / speech / UL:5.9 DL:5.9 kbps / CS RAB + UL:3.4 DL:3.4 kbps SRBs for DCCH	771
6.11.6.4.1.10	Conversational / speech / UL:5.15 DL:5.15 kbps / CS RAB + UL:1.7 DL:1.7 kbps SRBs for DCCH.....	773
6.11.6.4.1.11	Conversational / speech / UL:4.75 DL:4.75 kbps / CS RAB + UL:1.7 DL:1.7 kbps SRBs for DCCH.....	775
6.11.6.4.1.12	Conversational / unknown / UL:28.8/DL:28.8 kbps / CS RAB + UL:3.4 DL:3.4 kbps SRBs for DCCH.....	776
6.11.6.4.1.13	Conversational / unknown / UL:64 DL:64 kbps / CS RAB + UL:3.4 DL:3.4 kbps SRBs for DCCH.....	778
6.11.6.4.1.14	Conversational / unknown / UL:32 DL:32 kbps / CS RAB + UL:3.4 DL:3.4 kbps SRBs for DCCH.....	779
6.11.6.4.1.15	Streaming / unknown / UL:14.4/DL:14.4 kbps / CS RAB + UL:3.4 DL:3.4 kbps SRBs for DCCH	781
6.11.6.4.1.16	Streaming / unknown / UL:28.8/DL:28.8 kbps / CS RAB + UL:3.4 DL:3.4 kbps SRBs for DCCH	782
6.11.6.4.1.17	Streaming / unknown / UL:57.6/DL:57.6 kbps / CS RAB + UL:3.4 DL:3.4 kbps SRBs for DCCH	784
6.11.6.4.1.18	Void	785
6.11.6.4.1.19	Void	785
6.11.6.4.1.20	Void	785
6.11.6.4.1.21	Void	785
6.11.6.4.1.22	Void	785
6.11.6.4.1.23	Interactive or background / UL:32 DL:8 kbps / PS RAB + UL:3.4 DL:3.4 kbps SRBs for DCCH	785
6.11.6.4.1.23a	Interactive or background / UL:8 DL:8 kbps / PS RAB + UL:3.4 DL:3.4 kbps SRBs for DCCH	787
6.11.6.4.1.23b	Interactive or background / UL:16 DL:16 kbps / PS RAB + UL:3.4 DL:3.4 kbps SRBs for DCCH	788
6.11.6.4.1.23c	Interactive or background / UL:32 DL:32 kbps / PS RAB + UL:3.4 DL:3.4 kbps SRBs for DCCH	789
6.11.6.4.1.23d	Interactive or background / UL:32 DL:32 kbps / PS RAB (20 ms TTI)+ UL:3.4 DL:3.4 kbps SRBs for DCCH	791
6.11.6.4.1.24	Void	792
6.11.6.4.1.25	Interactive or background / UL:32 DL: 64 kbps / PS RAB + UL:3.4 DL:3.4 kbps SRBs for DCCH.....	792
6.11.6.4.1.26	Interactive or background / UL:64 DL: 64 kbps / PS RAB + UL:3.4 DL:3.4 kbps SRBs for DCCH.....	793
6.11.6.4.1.27	Interactive or background / UL:64 DL:128 kbps / PS RAB + UL:3.4 DL:3.4 kbps SRBs for DCCH.....	794
6.11.6.4.1.28	Interactive or background / UL:128 DL:128 kbps / PS RAB + UL:3.4 DL:3.4 kbps SRBs for DCCH.....	795
6.11.6.4.1.29	Interactive or background / UL:64 DL:144 kbps / PS RAB + UL:3.4 DL: 3.4 kbps SRBs for DCCH.....	796
6.11.6.4.1.30	Interactive or background / UL:144 DL:144 kbps / PS RAB + UL:3.4 DL: 3.4 kbps SRBs for DCCH.....	797
6.11.6.4.1.31	Interactive or background / UL:64 DL:256 kbps / PS RAB + UL:3.4 DL: 3.4 kbps SRBs for DCCH.....	798

6.11.6.4.1.32	Interactive or background / UL:64 DL:384 kbps / PS RAB + UL:3.4 DL: 3.4 kbps SRBs for DCCH.....	799
6.11.6.4.1.33	Interactive or background / UL:128 DL:384 kbps / PS RAB + UL:3.4 DL:3.4 kbps SRBs for DCCH.....	800
6.11.6.4.1.34	Interactive or background / UL:384 DL:384 kbps / PS RAB + UL:3.4 DL:3.4 kbps SRBs for DCCH.....	800
6.11.6.4.1.35	Interactive or background / UL:64 DL:2 048 kbps / PS RAB + UL:3.4 DL:3.4 kbps SRBs for DCCH.....	801
6.11.6.4.1.36	Void	802
6.11.6.4.1.37	Void	802
6.11.6.4.1.38	Conversational / speech / UL:12.2 DL:12.2 kbps / CS RAB + Interactive or background / UL:32 DL:8 kbps / PS RAB + UL:3.4 DL:3.4 kbps SRBs for DCCH	802
6.11.6.4.1.38a	Conversational / speech / 12.2 kbps / CS RAB + Interactive or background / UL:0 DL:0 kbps / PS RAB + UL:3.4 DL:3.4 kbps SRBs for DCCH	804
6.11.6.4.1.38b	Conversational / speech / UL:12.2 DL:12.2 kbps / CS RAB + Interactive or background / UL:8 DL:8 kbps / PS RAB + UL:3.4 DL:3.4 kbps SRBs for DCCH	805
6.11.6.4.1.38c	Conversational / speech / UL:12.2 DL:12.2 kbps / CS RAB + Interactive or background / UL:32 DL:32 kbps / PS RAB + UL:3.4 DL:3.4 kbps SRBs for DCCH	806
6.11.6.4.1.38d	Conversational / speech / UL:12.2 DL:12.2 kbps / CS RAB + Interactive or background / UL:64 DL:64 kbps / PS RAB + Interactive or background / UL:64 DL:64 kbps / PS RAB + UL:3.4 DL:3.4 kbps SRBs for DCCH	808
6.11.6.4.1.38e	Conversational / speech / UL:(12.2, 7.95, 5.9, 4.75) DL:(12.2, 7.95, 5.9, 4.75) kbps / CS RAB + Interactive or background / UL:0 DL:0 kbps / PS RAB + UL:3.4 DL:3.4 kbps SRBs for DCCH.....	810
6.11.6.4.1.38f	Conversational / speech / (12.2, 7.95, 5.9, 4.75) kbps / CS RAB + Interactive or background / UL:8 DL:8 kbps / PS RAB + UL:3.4 DL:3.4 kbps SRBs for DCCH	811
6.11.6.4.1.38g	Conversational / speech / (12.2, 7.95, 5.9, 4.75) kbps / CS RAB + Interactive or background / UL:16 DL:16 kbps / PS RAB + UL:3.4 DL:3.4 kbps SRBs for DCCH.....	812
6.11.6.4.1.38h	Conversational / speech / (12.2, 7.95, 5.9, 4.75) kbps / CS RAB + Interactive or background / UL:32 DL:32 kbps / PS RAB + UL:3.4 DL:3.4 kbps SRBs for DCCH.....	814
6.11.6.4.1.38i	Conversational / speech / (12.2, 7.95, 5.9, 4.75) kbps / CS RAB + Interactive or background / UL:64 DL:64 kbps / PS RAB + UL:3.4 DL:3.4 kbps SRBs for DCCH.....	815
6.11.6.4.1.38j	Conversational / speech / (12.2, 7.95, 5.9, 4.75) kbps / CS RAB + Interactive or background / UL:64 DL:128 kbps / PS RAB + UL:3.4 DL:3.4 kbps SRBs for DCCH.....	817
6.11.6.4.1.39	Conversational / speech / UL:12.2 DL:12.2 kbps / CS RAB + Interactive or background / UL:32 DL:64 kbps / PS RAB+ UL:3.4 DL: 3.4 kbps SRBs for DCCH	818
6.11.6.4.1.40	Conversational / speech / UL:12.2 DL:12.2 kbps / CS RAB + Interactive or background / UL:64 DL:64 kbps / PS RAB+ UL:3.4 DL: 3.4 kbps SRBs for DCCH	819
6.11.6.4.1.41	Conversational / speech / UL:12.2 DL:12.2 kbps / CS RAB + Interactive or background / UL:64 DL:128 kbps / PS RAB + UL:3.4 DL:3.4 kbps SRBs for DCCH	821
6.11.6.4.1.42	Conversational / speech / UL:12.2 DL:12.2 kbps / CS RAB + Interactive or background / UL:64 DL:256 kbps / PS RAB + UL:3.4 DL:3.4 kbps SRBs for DCCH	822
6.11.6.4.1.43	Conversational / speech / UL:12.2 DL:12.2 kbps / CS RAB + Interactive or background / UL:64 DL:384 kbps / PS RAB + UL:3.4 DL:3.4 kbps SRBs for DCCH	824
6.11.6.4.1.44	Conversational / speech / UL:12.2 DL:12.2 kbps / CS RAB + Interactive or background / UL:128 DL:2 048 kbps / PS RAB + UL:3.4 DL:3.4 kbps SRBs for DCCH	825
6.11.6.4.1.45	Conversational / speech / UL:12.2 DL:12.2 kbps / CS RAB + Streaming / unknown / UL:57.6 DL:57.6 kbps / CS RAB + UL:3.4 DL:3.4 kbps SRBs for DCCH.....	828
6.11.6.4.1.46	Void	829
6.11.6.4.1.47	Void	829
6.11.6.4.1.48	Void	829
6.11.6.4.1.49	Conversational / speech / UL:12.2 DL:12.2 kbps / CS RAB + Conversational / unknown / UL:64 DL:64 kbps / CS RAB + UL:3.4 DL:3.4 kbps SRBs for DCCH.....	829
6.11.6.4.1.49a	Conversational / speech / UL:(12.2 7.95 5.9 4.75) DL:(12.2 7.95 5.9 4.75) kbps / CS RAB + Conversational / unknown / UL:64 DL:64 kbps / CS RAB + UL:3.4 DL:3.4 kbps SRBs for DCCH.....	830
6.11.6.4.1.50	Conversational / unknown / UL:64 DL:64 kbps / CS RAB + Conversational / unknown / UL:64 DL:64 kbps / CS RAB + UL:3.4 DL:3.4 kbps SRBs for DCCH.....	831
6.11.6.4.1.51	Conversational / unknown / UL:64 DL:64 kbps / CS RAB + Interactive or background / UL:64 DL:64 kbps / PS RAB + UL:3.4 DL:3.4 kbps SRBs for DCCH	832
6.11.6.4.1.51a	Conversational / unknown / UL:64 DL:64 kbps / CS RAB + Interactive or Background / UL:8 DL:8 kbps / PS RAB + UL:3.4 DL:3.4 kbps SRBs for DCCH	834

6.11.6.4.1.51b	Conversational / unknown / UL:64 DL:64 kbps / CS RAB + Interactive or Background / UL:16 DL:64 kbps / PS RAB + UL:3.4 DL:3.4 kbps SRBs for DCCH	835
6.11.6.4.1.52	Conversational / unknown / UL:64 DL:64 kbps / CS RAB + Interactive or background / UL:64 DL:128 kbps / PS RAB + UL:3.4 DL:3.4 kbps SRBs for DCCH	835
6.11.6.4.1.53	Conversational / unknown / UL:64 DL:64 kbps / CS RAB + Interactive or background / UL:128 DL:128 kbps / PS RAB + UL:3.4 DL:3.4 kbps SRBs for DCCH	836
6.11.6.4.1.54	Void	837
6.11.6.4.1.55	Void	837
6.11.6.4.1.56	Interactive or background / UL:8 DL:8 kbps / PS RAB + Interactive or background / UL:8 DL:8 kbps / PS RAB + UL:3.4 DL:3.4 kbps SRBs for DCCH	837
6.11.6.4.1.57	Interactive or background / UL:64 DL:64 kbps / PS RAB + Interactive or background / UL:64 DL:64 kbps / PS RAB + UL:3.4 DL:3.4 kbps SRBs for DCCH	838
6.11.6.4.1.58	Streaming / unknown / UL:16 DL:64 kbps / PS RAB + Interactive or background / UL:8 DL:8 kbps / PS RAB + UL:3.4 DL:3.4 kbps SRBs for DCCH.....	840
6.11.6.4.1.59	Reserved for future use	841
6.11.6.4.1.60	Reserved for future use	841
6.11.6.4.1.61	Conversational / unknown / UL:8 DL:8 kbps / PS RAB + Interactive or Background / UL:8 DL:8 kbps / PS RAB + UL:3.4 DL:3.4 kbps SRBs for DCCH	841
6.11.6.4.2	Combinations on PDSCH, SCCPCH, PUSCH and PRACH	843
6.11.6.4.2.1	Interactive or background / UL: 64 DL: 256 kbps / PS RAB + UL: 3.4/16.8 DL: 3.4/33.6 kbps SRBs for DCCH, CCCH and BCCH + UL: 16.8 DL: 16 kbps SRBs for SHCCH.....	843
6.11.6.4.2.2	Interactive or background / UL: 64 DL: 384 kbps / PS RAB + UL: 3.4/16.8 DL: 3.4/33.6 kbps SRBs for DCCH, CCCH and BCCH+ UL: 16.8 DL: 16 kbps SRBs for SHCCH	849
6.11.6.4.2.3	Interactive or background / UL: 64 DL: 2 048 kbps / PS RAB + UL: 3.4/16.8 DL: 3.4/33.6 kbps SRBs for DCCH, CCCH and BCCH + UL: 16.8 DL: 16 kbps SRBs for SHCCH	851
6.11.6.4.2.4	Interactive or background / UL: 384 DL: 2 048 kbps / PS RAB + UL: 3.4/16.8 DL: 3.4/33.6 kbps SRBs for DCCH, CCCH and BCCH + UL: 16.8 DL: 16 kbps SRBs for SHCCH	852
6.11.6.4.3	Combinations on PDSCH, SCCPCH, DPCH, PUSCH and PRACH	854
6.11.6.4.3.1	Conversational / speech / UL:12.2 DL:12.2 kbps / CS RAB + UL:3.4 DL:3.4 kbps SRBs for DCCH + Interactive or background / UL: 64 DL: 256 kbps / PS RAB + UL: 16.8 kbps SRBs for CCCH and SHCCH+ DL: 33.6 kbps SRBs for CCCH SHCCH and BCCH.....	854
6.11.6.4.3.2	Conversational / speech / UL:12.2 DL:12.2 kbps / CS RAB + UL:3.4 DL:3.4 kbps SRBs for DCCH + Interactive or background / UL: 64 DL: 384 kbps / PS RAB + UL: 16.8 kbps SRBs for CCCH and SHCCH+ DL: 33.6 kbps SRBs for CCCH, SHCCH and BCCH.....	856
6.11.6.4.3.3	Conversational / speech / UL:12.2 DL:12.2 kbps / CS RAB + UL:3.4 DL:3.4 kbps SRBs for DCCH + Interactive or background / UL: 64 DL: 2 048 kbps / PS RAB + UL: 16.8 kbps SRBs for CCCH and SHCCH+ DL: 33.6 kbps SRBs for CCCH, SHCCH and BCCH..	857
6.11.6.4.4	Combinations on SCCPCH	858
6.11.6.4.4.1	Stand-alone signalling RB for PCCH	858
6.11.6.4.4.2	Interactive/Background 32 kbps PS RAB + SRBs for CCCH + SRB for DCCH + SRB for BCCH	859
6.11.6.4.4.2a	Interactive/Background 32 kbps PS RAB + Interactive/Background 32 kbps PS RAB + SRBs for CCCH + SRB for DCCH + SRB for BCCH	860
6.11.6.4.4.2b	SRBs for CCCH + SRB for DCCH + SRB for BCCH	861
6.11.6.4.4.3	Interactive/Background 32 kbps RAB + SRB for PCCH + SRB for CCCH + SRB for DCCH + SRB for BCCH	862
6.11.6.4.4.3a	SRB for PCCH + SRB for CCCH + SRB for DCCH + SRB for BCCH	862
6.11.6.4.4.4	RB for CTCH + SRB for CCCH + SRB for BCCH	863
6.11.6.4.4.5	64.8kbps RB for MTCH with 80 ms TTI.....	864
6.11.6.4.4.6	129.6kbps RB for MTCH with 80 ms TTI.....	865
6.11.6.4.4.7	259.2 kbps RB for MTCH with 40 ms TTI.....	866
6.11.6.4.4.8	7.6 kbps signalling RB for MCCH.....	867
6.11.6.4.4.9	124.4kbps RB for MBSFN MTCH with 80 ms TTI	868
6.11.6.4.4.10	320.4kbps RB for MBSFN MTCH with 80 ms TTI	869
6.11.6.4.4.11	497.6 kbps RB for MBSFN MTCH with 80 ms TTI	870
6.11.6.4.4.12	7.2 kbps signalling RB for MBSFN MCCH	871
6.11.6.4.5	Combinations on PRACH	871
6.11.6.4.5.1	SRB for CCCH + SRB for DCCH.....	871
6.11.6.4.5.2	Interactive/Background 12.8 kbps PS RAB + SRB for CCCH + SRB for DCCH	872

6.11.6.4.5.3	Interactive/Background 12.8 kbps PS RAB + Interactive/Background 12.8 kbps PS RAB + SRB for CCCH + SRB for DCCH.....	872
6.11.6.4.6	Combinations on DPCH and HS-PDSCH	873
6.11.6.4.6.1	Interactive or background / UL:64 DL: [max bit rate depending on UE category] / PS RAB + UL:3.4 DL:3.4 kbps SRBs for DCCH.....	873
6.11.6.4.6.1.1	Uplink.....	873
6.11.6.4.6.1.2	Downlink.....	873
6.11.6.4.6.2	Interactive or background / UL:128 DL: [max bit rate depending on UE category] / PS RAB + UL:3.4 DL:3.4 kbps SRBs for DCCH	875
6.11.6.4.6.3	Interactive or background / UL:384 DL: [max bit rate depending on UE category] / PS RAB + UL:3.4 DL:3.4 kbps SRBs for DCCH	876
6.11.6.4.6.4	Conversational / speech / UL:12.2 DL:12.2 kbps / CS RAB + Interactive or background / UL:384 DL:[Bit rate depending on the UE category] / PS RAB + UL:3.4 DL:3.4 kbps SRBs for DCCH.....	876
6.11.6.4.6.5	Conversational / speech / UL:12.2 DL:12.2 kbps / CS RAB + Interactive or background / UL:64 DL:[Bit rate depending on the UE category] / PS RAB + UL:3.4 DL:3.4 kbps SRBs for DCCH.....	878
6.11.6.4.6.6	Conversational / unknown / UL:64 DL:64 kbps / CS RAB + Interactive or background / UL:384 DL:[Bit rate depending on the UE category] / PS RAB + UL:3.4 DL:3.4 kbps SRBs for DCCH.....	878
6.11.6.4.6.7	Conversational / unknown / UL:64 DL:64 kbps / CS RAB + Interactive or background / UL:64 DL:[Bit rate depending on the UE category] / PS RAB + UL:3.4 DL:3.4 kbps SRBs for DCCH.....	880
6.11.6.4.6.8	Interactive or background / UL:384 DL:[Bit rate depending on the UE category] / PS RAB + Interactive or background / UL:384 DL:[Bit rate depending on the UE category] / PS RAB + UL:3.4 DL:3.4 kbps SRBs for DCCH.....	880
6.11.6.4.6.9	Interactive or background / UL:64 DL:[Bit rate depending on the UE category] / PS RAB + Interactive or background / UL:64 DL:[Bit rate depending on the UE category] / PS RAB + UL:3.4 DL:3.4 kbps SRBs for DCCH.....	882
6.11.6.4.6.10	Streaming / unknown / UL:128 DL: [guaranteed 128, max bit rate depending on UE category] kbps / PS RAB + Interactive or background / UL:128 DL: [max bit rate depending on UE category] / PS RAB + UL:3.4 DL:3.4 kbps SRBs for DCCH.....	883
6.11.6.4.6.11	Conversational / speech / UL:12.2 DL:12.2 kbps / CS RAB + Streaming / unknown / UL:128 DL: [guaranteed 128, max bit rate depending on UE category] kbps / PS RAB + Interactive or background / UL:128 DL: [max bit rate depending on UE category] / PS RAB + UL:3.4 DL:3.4 kbps SRBs for DCCH	884
6.11.6.4.7	Combinations on HS-PDSCH and E-PUCH	886
6.11.6.4.7.1	Streaming or interactive or background / UL: [max bit rate depending on UE category and TTI] DL: [max bit rate depending on UE category] / PS RAB + UL:3.4 DL:3.4 kbps SRBs for DCCH on DCH	886
6.11.6.4.7.3	Streaming or interactive or background / UL: [max bit rate depending on UE category and TTI] DL: [max bit rate depending on UE category] / PS RAB + UL: [max bit rate depending on UE category and TTI] DL: [max bit rate depending on UE category] SRBs for DCCH on E-DCH and HS-DSCH.....	888
6.11.6.4.7.4	Conversational / speech / UL:12.2 DL:12.2 kbps / CS RAB + Streaming or interactive or background / UL: [max bit rate depending on UE category and TTI] DL: [max bit rate depending on UE category] / PS RAB + UL:3.4 DL:3.4 kbps SRBs for DCCH.....	889
6.11.6.4.7.5	Streaming or interactive or background / UL:[max bit rate depending on UE category and TTI] DL: [max bit rate depending on UE category] kbps / PS RAB + Streaming or interactive or background / UL: [max bit rate depending on UE category and TTI] DL: [max bit rate depending on UE category] / PS RAB + UL:[max bit rate depending on UE category and TTI] DL:3.4 kbps SRBs for DCCH on E-DCH and DL DCH	889
6.11.7	Reference Radio Bearer configurations used in Radio Bearer testing for 3.84 Mcps TDD IMB	890
6.11.7.1	Combinations of RABs and Signalling RBs	890
6.11.7.2	Typical radio parameter sets	890
6.11.7.2.1	Combination on SCCPCH.....	890
6.11.7.2.1.1	7.6 kbps signalling RB for MBSFN MCCH with 40ms TTI	890
6.11.7.2.2	Combinations on SCCPCH Type 2	891
6.11.7.2.2.1	124.4kbps RB for MBSFN MTCH with 80 ms TTI	891
6.11.7.2.2.2	320.4kbps RB for MBSFN MTCH with 80 ms TTI	892
6.11.7.2.2.3	497.6kbps RB for MBSFN MTCH with 80 ms TTI	893

7	Generic setup procedures	894
7.1	Basic Generic Procedures.....	894
7.1.1	UE Test States for Basic Generic Procedures	894
7.1.2	Mobile terminated establishment of Radio Resource Connection	895
7.1.2.1	Initial conditions	895
7.1.2.2	Definition of system information messages	895
7.1.2.3	Procedure	895
7.1.2.4	Specific message contents.....	895
7.1.2.4.1	PAGING TYPE 1	895
7.1.2.4.2	RRC CONNECTION REQUEST	896
7.1.2.4.3	RRC CONNECTION SETUP	896
7.1.2.4.4	RRC CONNECTION SETUP COMPLETE	896
7.1.3	Radio Bearer Setup Procedure	898
7.1.3.1	Initial conditions	898
7.1.3.2	Definition of system information messages	898
7.1.3.3	Procedure	898
7.1.3.4	Specific message contents.....	898
7.1.3.4.1	RADIO BEARER SETUP.....	898
7.1.3.4.2	RADIO BEARER SETUP COMPLETE.....	899
7.2	Generic setup procedures	899
7.2.1	UE Test States for Generic setup procedures.....	899
7.2.2	Registration of UE	900
7.2.2.1	Registration on CS	900
7.2.2.1.1	Initial condition	900
7.2.2.1.2	Definition of system information messages.....	900
7.2.2.1.3	Procedure.....	900
7.2.2.1.4	Specific message contents	901
7.2.2.2	Registration on PS.....	901
7.2.2.2.1	Initial condition	901
7.2.2.2.2	Definition of system information messages.....	901
7.2.2.2.3	Procedure.....	901
7.2.2.2.4	Specific message contents	901
7.2.2.3	Registration on CS / PS combined environment.....	902
7.2.2.3.1	Initial condition	902
7.2.2.3.2	Definition of system information messages.....	902
7.2.2.3.3	Procedure UE establish PS registration immediately after the UE has been switched on	902
7.2.2.3.3a	Procedure UE establish PS registration later the user decides to use the PS services	902
7.2.2.3.4	Specific message contents	903
7.2.2.4	Registration on CS / PS non-combined environment.....	903
7.2.2.4.1	Initial condition	903
7.2.2.4.2	Definition of system information messages.....	903
7.2.2.4.3	Procedure.....	903
7.2.2.4.4	Specific message contents	903
7.2.3	Call setup	903
7.2.3.1	Generic call set up procedure for mobile terminating circuit switched calls.....	903
7.2.3.1.1	Initial conditions	903
7.2.3.1.2	Definition of system information messages.....	903
7.2.3.1.3	Procedure.....	903
7.2.3.1.4	Specific message contents	904
7.2.3.2	Generic call set-up procedure for mobile originating circuit switched calls	904
7.2.3.2.1	Initial conditions	904
7.2.3.2.2	Definition of system information messages.....	904
7.2.3.2.3	Procedure.....	904
7.2.3.2.4	Specific message contents	905
7.2.4	Session setup.....	905
7.2.4.1	Generic session set up procedure for mobile terminating packet switched sessions.....	905
7.2.4.1.1	Initial conditions	905
7.2.4.1.2	Definition of system information messages.....	905
7.2.4.1.3	Procedure.....	905
7.2.4.1.4	Specific message contents	905
7.2.4.2	Generic session set up procedure for mobile originating packet switched sessions.....	906
7.2.4.2.1	Initial conditions	906

7.2.4.2.2	Definition of system information messages.....	906
7.2.4.2.3	Procedure.....	906
7.2.4.2.4	Specific message contents	906
7.2.5	IMS Emergency Call setup	906
7.2.5.1	Generic IMS Emergency call set up procedure for mobile originating packet switched sessions – Normal Service	906
7.2.5.1.1	Initial conditions.....	906
7.2.5.1.2	Definition of system information messages.....	907
7.2.5.1.3	Procedure.....	907
7.2.5.1.4	Specific message contents	908
7.2.5.2	Generic IMS Emergency call set up procedure for mobile originating packet switched sessions – Limited Service	912
7.2.5.2.1	Initial conditions.....	912
7.2.5.2.2	Definition of system information messages.....	913
7.2.5.2.3	Procedure.....	913
7.2.5.2.4	Specific message contents	914
7.2.6	IP address allocation	914
7.3	Test procedures for RF test.....	914
7.3.1	UE Test States for RF testing.....	915
7.3.2	Test procedure for TX, RX and Performance Requirement (without handover).....	915
7.3.2.1	Initial conditions	915
7.3.2.2	Definition of system information messages	915
7.3.2.3	Procedure	916
7.3.2.3.1	For UE supporting CS	916
7.3.2.3.2	For UE supporting PS only.....	916
7.3.2.3.3	For CS+PS multi RAB combination.....	917
7.3.2.4	Specific message contents.....	917
7.3.2.4.1	ATTACH ACCEPT.....	917
7.3.2.4.2	Reference measurement channels.....	917
7.3.2.4.3	Void.....	918
7.3.2.4.4	Compressed mode	918
7.3.2.4.5	Transmit diversity mode.....	918
7.3.3	Test procedure for test cases using Cell_PCH or URA_PCH state	918
7.3.3.1	Initial conditions	918
7.3.3.2	Definition of system information messages	918
7.3.3.3	Procedure	919
7.3.3.3.1	For UE supporting PS.....	919
7.3.3.4	Specific message contents.....	919
7.3.4	Test procedure for Handover	919
7.3.4.1	Initial conditions	920
7.3.4.2	Definition of system information messages	920
7.3.4.3	Procedure	921
7.3.4.3.1	For UE supporting CS	921
7.3.4.3.2	For UE supporting PS only.....	921
7.3.4.4	Specific message contents.....	922
7.3.5	Test procedure for test cases using CELL_FACH state.....	922
7.3.5.1	Initial conditions	922
7.3.5.2	Definition of system information messages	922
7.3.5.3	Procedure	923
7.3.5.3.1	For UE supporting CS	923
7.3.5.3.2	For UE supporting PS only.....	923
7.3.5.4	Specific message contents.....	923
7.3.6	Test procedure for HSDPA RF Performance Requirement	924
7.3.6.1	Initial conditions	924
7.3.6.2	Definition of system information messages	924
	Contents of System information block type 1: RRC	924
	Contents of System information block type 3 and 4: RRC	924
	Contents of System Information Block type 5 (FDD).....	924
7.3.6.3	Procedure	925
7.3.6.4	Specific message contents.....	925
7.3.6.4.1	ATTACH ACCEPT.....	926
7.3.6.4.2	RADIO BEARER SETUP.....	926

7.3.6.4.3	RRC CONNECTION SETUP	926
7.3.7	Test procedure for inter-RAT handover used in RRM testing	926
7.3.7.1	Initial conditions	926
7.3.7.2	Definition of system information messages	926
	Contents of System information block type 1: RRC	926
	Contents of System information block type 3 and 4: RRC	927
	Contents of System Information Block type 5 (FDD).....	927
7.3.7.3	Procedure	927
7.3.7.4	Specific message contents.....	927
	Contents of Attach Accept message: GMM.....	927
7.3.8	Test procedure for inter-RAT cell FACH reselection used in RRM testing	928
7.3.8.1	Initial conditions	928
7.3.8.2	Definition of system information messages	928
	Contents of System information block type 1: RRC	928
	Contents of System information block type 3 and 4: RRC	928
	Contents of System Information Block type 5 (FDD).....	928
7.3.8.3	Procedure	929
7.3.8.4	Specific message contents.....	929
	Contents of Attach Accept message: GMM.....	929
7.3.9	Test procedure for E-DCH RF test cases	929
7.3.9.1	Initial conditions	929
7.3.9.2	Definition of system information messages	929
	Contents of System information block type 3 and 4: RRC	930
7.3.9.3	Procedure	930
7.3.9.3.1	For UE transmitting on E-DCH with DCH	930
7.3.9.3.2	For UE transmitting on E-DCH without DCH	931
7.3.9.4	Specific message contents.....	931
7.3.9.4.1	ATTACH ACCEPT.....	931
7.3.9.4.2	RADIO BEARER SETUP.....	932
7.3.9.4.3	RRC CONNECTION SETUP	932
	Contents of RRC CONNECTION SETUP message: UM	932
7.3.10	Test procedure for MBMS RF/RRM test cases	932
7.3.10.1	Initial conditions	932
7.3.10.2	Definition of system information messages	932
	Contents of System information block type 1: RRC	932
	Contents of System information block type 3 and 4: RRC	932
	Contents of System Information Block type 5 (FDD).....	933
7.3.10.3	Procedure	933
7.3.10.4	Specific message contents.....	934
	Contents of MBMS GENERAL INFORMATION message: UM (Step 4)	934
	Contents of MBMS COMMON P-T-M RB INFORMATION message: UM (Step 5).....	934
	Contents of MBMS CURRENT P-T-M RB INFORMATION message: UM (Step 6)	934
	Contents of ATTACH ACCEPT message: GMM	934
7.3.11	Test procedure for HSDPA with F-DPCH RF Performance Requirement	935
7.3.11.1	Initial conditions	935
7.3.11.2	Definition of system information messages	935
	Contents of System information block type 1: RRC	935
	Contents of System information block type 3 and 4: RRC	935
	Contents of System Information Block type 5 (FDD).....	935
7.3.11.3	Procedure	936
7.3.11.4	Specific message contents.....	936
7.3.11.4.1	ATTACH ACCEPT.....	936
7.3.11.4.2	RADIO BEARER SETUP.....	936
7.3.11.4.3	RRC CONNECTION SETUP	936
7.3.12	Test procedure for HSDPA in CELL_FACH RF Performance Requirement.....	936
7.3.12.1	Initial conditions	936
7.3.12.2	Definition of system information messages	937
7.3.12.3	Procedure	938
7.3.12.4	Specific message contents.....	938
7.3.13	Test procedure for DC-HSDPA and DB-DC-HSDPA RF tests.....	939
7.3.13.1	Initial conditions	939
7.3.13.2	Definition of system information messages	939

7.3.13.3	Procedure	940
7.3.13.4	Specific message contents	940
7.3.13.4.1	ATTACH ACCEPT	940
7.3.13.4.2	RADIO BEARER SETUP	941
7.3.13.4.3	RRC CONNECTION SETUP	941
7.3.14	Test procedure for DC-HSUPA RF tests	941
7.3.14.1	Initial conditions	941
7.3.14.2	Definition of system information messages	941
7.3.14.3	Procedure	942
7.3.14.4	Specific message contents	942
7.3.14.4.1	ATTACH ACCEPT	942
7.3.14.4.2	RADIO BEARER SETUP	943
7.3.14.4.3	RRC CONNECTION SETUP	943
7.3.15	Test procedure for Multiple-cell Performance Requirement for 1,28 Mcps TDD	943
7.3.15.1	Initial conditions	943
7.3.15.2	Definition of system information messages	943
7.3.15.3	Procedure	945
7.3.15.3.1	For UE supporting CS	945
7.3.15.3.2	For UE supporting PS only	945
7.3.15.4	Specific message contents	945
7.3.15.4.1	ATTACH ACCEPT	945
7.3.15.4.2	Reference measurement channels	946
7.3.16	Test procedure for 4C-HSDPA RF tests	946
7.3.16.1	Initial conditions	946
7.3.16.2	Definition of system information messages	946
7.3.16.3	Procedure	947
7.3.16.4	Specific message contents	947
7.3.16.4.1	ATTACH ACCEPT	947
7.3.16.4.2	RADIO BEARER SETUP	947
7.3.16.4.3	RRC CONNECTION SETUP	948
7.3.17	Test procedure for TX, RX and Performance Requirement for UL CLTD	948
7.3.17.1	Initial conditions	948
7.3.17.2	Definition of system information messages	948
	Contents of System information block type 1: RRC	948
	Contents of System information block type 3 and 4: RRC	948
	Contents of System Information Block type 5 (FDD)	948
7.3.17.3	Procedure	949
7.3.17.4	Specific message contents	949
7.3.17.4.1	ATTACH ACCEPT	950
7.3.17.4.2	RADIO BEARER SETUP	950
7.3.17.4.3	RRC CONNECTION SETUP	950
7.3.18	Test procedure for TX, RX and Performance Requirement for UL OLTD	950
7.3.18.1	Initial conditions	950
7.3.18.2	Definition of system information messages	951
	Contents of System information block type 1: RRC	951
	Contents of System information block type 3 and 4: RRC	951
	Contents of System Information Block type 5 (FDD)	951
7.3.18.3	Procedure	951
7.3.18.4	Specific message contents	952
7.3.18.4.1	ATTACH ACCEPT	952
7.3.18.4.2	RADIO BEARER SETUP	952
7.3.18.4.3	RRC CONNECTION SETUP	952
7.4	Common generic procedures for AS testing	953
7.4.1	UE RRC Test States for common procedures	953
7.4.2	Generic Setup Procedure for RRC test cases	955
7.4.2.1	RRC connection establishment procedure for circuit-switched calls (procedure P3 and P4)	955
7.4.2.1.1	Mobile terminating call	955
7.4.2.1.1.1	Initial conditions	955
7.4.2.1.1.2	Definition of system information messages	955
7.4.2.1.1.3	Procedure	955
7.4.2.1.1.4	Specific message contents	955
7.4.2.1.2	Mobile originating calls	955

7.4.2.1.2.1	Initial conditions	955
7.4.2.1.2.2	Definition of system information messages	955
7.4.2.1.2.3	Procedure	955
7.4.2.1.2.4	Specific message contents.....	956
7.4.2.2	RRC connection establishment procedure for packet switched sessions (procedure P5 and P6).....	956
7.4.2.2.1	Mobile terminating session.....	956
7.4.2.2.1.1	Initial conditions	956
7.4.2.2.1.2	Definition of system information messages	956
7.4.2.2.1.3	Procedure	956
7.4.2.2.1.4	Specific message contents.....	956
7.4.2.2.2	Mobile originating sessions	956
7.4.2.2.2.1	Initial conditions	956
7.4.2.2.2.2	Definition of system information messages	957
7.4.2.2.2.3	Procedure	957
7.4.2.2.2.4	Specific message contents.....	957
7.4.2.3	NAS call set up procedure for circuit switched calls (procedure P7 and P8).....	957
7.4.2.3.1	Mobile terminating call	957
7.4.2.3.1.1	Initial conditions	957
7.4.2.3.1.2	Definition of system information messages	957
7.4.2.3.1.3	Procedure	957
7.4.2.3.1.4	Specific message contents.....	957
7.4.2.3.2	Mobile originating calls.....	958
7.4.2.3.2.1	Initial conditions	958
7.4.2.3.2.2	Definition of system information messages	958
7.4.2.3.2.3	Procedure	958
7.4.2.3.2.4	Specific message contents.....	958
7.4.2.4	NAS session activation procedure for packet switched sessions (procedure P9 and P10).....	958
7.4.2.4.1	Mobile terminating session.....	958
7.4.2.4.1.1	Initial conditions	958
7.4.2.4.1.2	Definition of system information messages	958
7.4.2.4.1.3	Procedure	958
7.4.2.4.1.4	Specific message contents.....	959
7.4.2.4.2	Mobile originating sessions	959
7.4.2.4.2.1	Initial conditions	959
7.4.2.4.2.2	Definition of system information messages	959
7.4.2.4.2.3	Procedure	959
7.4.2.4.2.4	Specific message contents.....	959
7.4.2.5	Radio access bearer establishment procedure for circuit switched calls (procedure P11 and P12).....	959
7.4.2.5.1	Mobile terminating call	959
7.4.2.5.1.1	Initial conditions	959
7.4.2.5.1.2	Definition of system information messages	959
7.4.2.5.1.3	Procedure	959
7.4.2.5.1.4	Specific message contents.....	960
7.4.2.5.2	Mobile originating calls.....	960
7.4.2.5.2.1	Initial conditions	960
7.4.2.5.2.2	Definition of system information messages.....	960
7.4.2.5.2.3	Procedure.....	960
7.4.2.5.2.4	Specific message contents.....	960
7.4.2.5a	Test loop activation and radio access bearer establishment procedure for circuit switched calls (procedure P7a).....	960
7.4.2.5a.1	Initial conditions.....	960
7.4.2.5a.2	Definition of system information messages.....	960
7.4.2.5a.3	Procedure.....	961
7.4.2.5a.4	Specific message contents	961
7.4.2.6	Radio access bearer establishment procedure for packet switched sessions (procedure P13, P14, P25 and P26).....	961
7.4.2.6.1	Mobile terminating session.....	961
7.4.2.6.1.1	Initial conditions	961
7.4.2.6.1.2	Definition of system information messages	961
7.4.2.6.1.3	Procedure	961
7.4.2.6.1.4	Specific message contents.....	961
7.4.2.6.2	Mobile originating sessions	962

7.4.2.6.2.1	Initial conditions	962
7.4.2.6.2.2	Definition of system information messages	962
7.4.2.6.2.3	Procedure	962
7.4.2.6.2.4	Specific message contents.....	962
7.4.2.6a	Test loop activation and radio access bearer establishment procedure for packet switched sessions (procedure P4a and P9a)	962
7.4.2.6a.1	Initial conditions	962
7.4.2.6a.2	Definition of system information messages.....	962
7.4.2.6a.3	Procedure.....	962
7.4.2.6a.4	Specific message contents	963
7.4.2.7	Procedure for transitions to CELL_PCH or URA_PCH state (procedure P15, P16, P17 and P18)....	963
7.4.2.7.1	Transition to CELL_PCH (procedure P15 and P16)	963
7.4.2.7.1.1	Initial conditions	963
7.4.2.7.1.2	Definition of system information messages	963
7.4.2.7.1.3	Procedure	963
7.4.2.7.1.4	Specific message contents.....	963
Contents of PHYSICAL CHANNEL RECONFIGURATION message: DCCH-AM (Step 1)		963
7.4.2.7.2	Transition to URA_PCH (procedure P17 and P18).....	963
7.4.2.7.2.1	Initial conditions	963
7.4.2.7.2.2	Definition of system information messages	964
7.4.2.7.2.3	Procedure	964
7.4.2.7.2.4	Specific message contents.....	964
Contents of PHYSICAL CHANNEL RECONFIGURATION message: DCCH-AM (Step 1)		964
7.4.2.8	Radio access bearer establishment procedure with packet switched sessions for transitions to Multi Call state (procedure P19, 20 and 21)	964
7.4.2.8.1	Transition to PS+CS-DCCH+DTCH DCH (procedure P19).....	964
7.4.2.8.1.1	Mobile terminating session	964
7.4.2.8.1.2	Mobile originating sessions	965
7.4.2.8.2	Transition to PS+PS-DCCH+DTCH DCH (procedure P20 and P21).....	965
7.4.2.8.2.1	Mobile terminating session	965
7.4.2.8.2.2	Mobile originating sessions	966
7.4.2.9	Radio access bearer establishment procedure with circuit switched calls for transitions to Multi Call state (procedure P22, P23 and P24).....	966
7.4.2.9.1	Transition to CS+CS-DCCH+DTCH DCH (procedure P22)	966
7.4.2.9.1.1	Mobile terminating call.....	966
7.4.2.9.1.2	Mobile originating calls	967
7.4.2.9.2	Transition to PS+CS-DCCH+DTCH DCH (procedure P23 and 24).....	968
7.4.2.9.2.1	Mobile terminating call.....	968
7.4.2.9.2.2	Mobile originating calls	968
7.5	Test procedures for A-GPS Performance requirements testing	969
7.5.1	Normal UE based A-GPS procedure	969
7.5.1.1	Initial conditions	969
7.5.1.2	Procedure	969
7.5.1.3	Specific message contents.....	970
Contents of RESET UE POSITIONING STORED INFORMATION message: TC		970
Contents of MEASUREMENT CONTROL messages: RRC		970
7.5.2	UE based A-GPS procedure for moving scenario and periodic update test case	972
7.5.2.1	Initial conditions	972
7.5.2.2	Procedure	972
7.5.2.3	Specific message contents.....	973
Contents of RESET UE POSITIONING STORED INFORMATION message: TC		973
Contents of MEASUREMENT CONTROL message: RRC		973
7.5.3	Void	973
7.5.4	Normal UE assisted GPS procedure	973
7.5.4.1	Initial conditions	973
7.5.4.2	Procedure	973
7.5.4.3	Specific message contents.....	974
Contents of RESET UE POSITIONING STORED INFORMATION message: TC		974
Contents of MEASUREMENT CONTROL messages: RRC		974
7.5.5	UE assisted A-GPS procedure for moving scenario and periodic update test case.....	976
7.5.5.1	Initial conditions	976
7.5.5.2	Procedure	977

7.5.5.3	Specific message contents.....	977
	Contents of RESET UE POSITIONING STORED INFORMATION message: TC.....	977
	Contents of MEASUREMENT CONTROL message: RRC.....	977
7.6	Test procedures for MBMS testing	977
7.6.1	GMM-REGISTERED with 1 MBMS Service Activated	977
7.6.1.1	Initial conditions	977
7.6.1.2	Procedure	978
7.6.1.3	Specific message contents.....	978
7.6.2	IDLE with 1 MBMS Service Activated.....	980
7.6.2.1	Initial conditions	980
7.6.2.2	Procedure	981
7.6.2.3	Specific message contents.....	981
7.6.3	MBSFN IDLE.....	983
7.6.3.1	Initial conditions	983
7.6.3.2	Procedure	983
7.6.3.3	Specific message contents.....	984
7.6.4	MBSFN IDLE with 1 MBMS Service Activated	984
7.6.4.1	Initial conditions	984
7.6.4.2	Procedure	984
7.6.4.3	Specific message contents.....	985
8	Test USIM Parameters	985
8.1	Introduction	985
8.1.1	Definitions	985
8.1.2	Definition of the test algorithm for authentication.....	985
8.1.2.1	Authentication and key derivation in the test USIM and SS	986
8.1.2.2	Generation of re-synchronization parameters in the USIM.....	987
8.1.2.3	Using the authentication test algorithm for UE conformance testing.....	988
8.1.2.3.1	Authentication accept case	988
8.1.2.3.2	MAC failure case.....	988
8.1.2.3.3	SQN failure case.....	989
8.1.3	Definition of the test algorithm for VGCS/VBS VSTK generation.....	989
8.1.3.1	VSTK generation in the test USIM and SS	990
8.2	Default Parameters for the test USIM	990
8.3	Default settings for the Elementary Files (EFs)	991
8.3.1	Contents of the EFs at the MF level.....	991
8.3.1.1	EF _{DIR}	991
8.3.1.2	EF _{ICCID} (ICC Identity)	991
8.3.1.3	EF _P L (Preferred Languages).....	991
8.3.1.4	EF _{ARR} (Access rule reference).....	991
8.3.2	Contents of files at the USIM ADF (Application DF) level	991
8.3.2.1	EF _{LI} (Language Indication).....	991
8.3.2.2	EF _{IMSI} (IMSI)	991
8.3.2.3	EF _{Keys} (Ciphering and Integrity Keys).....	991
8.3.2.4	EF _{KeysPS} (Ciphering and Integrity Keys for Packet Switched domain)	991
8.3.2.5	EF _{PLMNwAcT} (User controlled PLMN selector with Access Technology)	992
8.3.2.6	EF _{HPPLMN} (Higher Priority PLMN search period).....	992
8.3.2.7	EF _{ACMmax} (ACM maximum value).....	992
8.3.2.8	EF _{UST} (USIM Service Table).....	992
8.3.2.9	EF _{ACM} (Accumulated Call Meter).....	994
8.3.2.10	EF _{GID1} (Group Identifier Level 1)	994
8.3.2.11	EF _{GID2} (Group Identifier Level 2)	994
8.3.2.12	EF _{SPN} (Service Provider Name).....	994
8.3.2.13	EF _{PUCT} (Price per Unit and Currency Table)	994
8.3.2.14	EF _{CBMI} (Cell Broadcast Message identifier selection)	994
8.3.2.15	EF _{ACC} (Access Control Class).....	994
8.3.2.16	EF _{FPLMN} (Forbidden PLMNs)	995
8.3.2.17	EF _{LOCI} (Location Information).....	995

8.3.2.18	EFAD (Administrative Data)	995
8.3.2.19	Void.....	995
8.3.2.20	EF CBMID (Cell Broadcast Message Identifier for Data Download)	996
8.3.2.21	EF ECC (Emergency Call Codes).....	996
8.3.2.22	EF CBMIR (Cell Broadcast Message Identifier Range selection)	996
8.3.2.23	EF PSLOCI (Packet Switched location information).....	996
8.3.2.24	EF FDN (Fixed Dialling Numbers).....	996
8.3.2.25	EF SMS (Short messages).....	996
8.3.2.26	EF MSISDN (MSISDN)	996
8.3.2.27	EF SMSP (Short message service parameters)	996
8.3.2.28	EF SMSS (SMS status)	996
8.3.2.29	EF SDN (Service Dialling Numbers).....	996
8.3.2.30	EF EXT2 (Extension2).....	996
8.3.2.31	EF EXT3 (Extension3).....	996
8.3.2.32	EF SMSR (Short message status reports).....	996
8.3.2.33	EF ICI (Incoming Call Information)	997
8.3.2.34	EF OCI (Outgoing Call Information).....	997
8.3.2.35	EF ICT (Incoming Call Timer)	997
8.3.2.36	EF OCT (Outgoing Call Timer).....	997
8.3.2.37	EF EXT5 (Extension5).....	997
8.3.2.38	EF CCP2 (Capability Configuration Parameters 2)	997
8.3.2.39	EF eMLPP (enhanced Multi Level Precedence and Pre-emption).....	997
8.3.2.40	EF AAeM (Automatic Answer for eMLPP Service)	997
8.3.2.41	Void.....	997
8.3.2.42	EF Hiddenkey (Key for hidden phone book entries).....	997
8.3.2.43	Void.....	997
8.3.2.44	EF BDN (Barred dialling numbers)	997
8.3.2.45	EF EXT4 (Extension 4).....	997
8.3.2.46	EF CMI (Comparison method information).....	997
8.3.2.47	EF EST (Enabled service table)	997
8.3.2.48	EF ACL (Access point name control list)	997
8.3.2.49	EF DCK (Depersonalization control keys)	997
8.3.2.50	EF CNL (Co-operative network list).....	998
8.3.2.51	EF START-HFN (Initialisation values for Hyperframe number).....	998
8.3.2.52	EF THRESHOLD (Maximum value of START).....	998
8.3.2.53	EF OPLMN _{WACT} (Operator controlled PLMN selector with Access Technology).....	998
8.3.2.54	EF HPLMN _{WACT} (HPLMN selector with Access Technology)	998
8.3.2.55	EF ARR (Access rule reference).....	998
8.3.2.56	Void.....	998
8.3.2.57	EF NETPAR (Network Parameters).....	998
8.3.2.58	EF PNN (PLMN Network Name).....	998
8.3.2.59	EF OPL (Operator PLMN List)	998
8.3.2.60	EF MBDN (Mailbox Dialling Numbers).....	998
8.3.2.61	EF EXT6 (Extension6)	998
8.3.2.62	EF MBI (Mailbox Identifier)	999
8.3.2.63	EF MWIS (Message Waiting Indication Status).....	999
8.3.2.64	EF CFIS (Call Forwarding Indication Status).....	999
8.3.2.65	EF EXT7 (Extension7)	999
8.3.2.66	EF SPDI (Service Provider Display Information).....	999
8.3.2.67	EF MMSN (MMS Notification)	999
8.3.2.68	EF EXT8 (Extension 8)	999
8.3.2.69	EF MMSICP (MMS Issuer Connectivity Parameters).....	999
8.3.2.70	EF MMSUP (MMS User Preferences).....	999
8.3.2.71	EF MMSUCP (MMS User Connectivity Parameters).....	999
8.3.2.72	EF NIA (Network's Indication of Alerting)	999
8.3.2.74	EF VGCS (Voice Group Call Service Status)	1001

8.3.2.75	EF _{VBS} (Voice Broadcast Service).....	1001
8.3.2.76	EF _{VBS} S (Voice Broadcast Service Status).....	1002
8.3.2.77	EF _{VGCS} CA (Voice Group Call Service Ciphering Algorithm)	1003
8.3.2.78	EF _{VBS} CA (Voice Broadcast Service Ciphering Algorithm)	1004
8.3.2.79	EF _{GB} ABP (GBA Bootstrapping parameters)	1004
8.3.2.80	EF _{MSK} (MBMS Service Keys List).....	1004
8.3.2.81	EF _{MUK} (MBMS User Key)	1004
8.3.2.82	Void.....	1004
8.3.2.83	EF _{GB} ANL (GBA NAF List).....	1004
8.3.2.84	EF _{EH} PLMN (Equivalent HPLMN).....	1004
8.3.2.85	EF _{EH} PLMNPI (Equivalent HPLMN Presentation Indication).....	1004
8.3.2.86	EF _{LR} PLMNSI (Last RPLMN Selection Indication)	1004
8.3.2.87	EF _{NAF} KCA (NAF Key Centre Address)	1004
8.3.2.88	EF _{SP} NI (Service Provider Name Icon).....	1004
8.3.2.89	EF _{PNNI} (PLMN Network Name Icon).....	1004
8.3.2.90	EF _{NCP-IP} (Network Connectivity Parameters for USIM IP connections).....	1004
8.3.2.91	EF _{EPS} LOCI (EPS location information)	1004
8.3.2.92	EF _{EPS} NSC (EPS NAS Security Context)	1004
8.3.3	Contents of DFs at the USIM ADF (Application DF) level	1005
8.3.3.1	Contents of files at the USIM SoLSA level	1005
8.3.3.1.1	EF _S AI (SoLSA Access Indicator).....	1005
8.3.3.1.2	EF _S LL (SoLSA LSA List)	1005
8.3.3.1.3	LSA Descriptor files.....	1005
8.3.3.1.4	Contents of files at the MExE level.....	1005
8.3.3.1.4.1	EF _{MExE-ST} (MExE Service table).....	1005
8.3.3.1.4.2	EF _{OR} PK (Operator Root Public Key).....	1005
8.3.3.1.4.3	EF _{AR} PK (Administrator Root Public Key).....	1005
8.3.3.1.4.4	EF _{TP} RPK (Third Party Root Public Key).....	1005
8.3.3.1.4.5	EF _{TK} CDF (Trusted Key/Certificates Data Files).....	1005
8.3.3.2	Contents of files at the DF PHONEBOOK level	1005
8.3.3.2.1	EF _P BR (Phone Book Reference file)	1005
8.3.3.2.2	EF _I AP (Index Administration Phone book)	1005
8.3.3.2.3	EF _{AD} N (Abbreviated dialling numbers).....	1005
8.3.3.2.4	EF _{EXT} 1 (Extension1)	1005
8.3.3.2.5	EF _P BC (Phone Book Control)	1005
8.3.3.2.6	EF _G RP (Grouping file)	1005
8.3.3.2.7	EF _{AA} S (Additional number Alpha String)	1006
8.3.3.2.8	EF _G AS (Grouping information Alpha String)	1006
8.3.3.2.9	EF _{AN} R (Additional Number)	1006
8.3.3.2.10	EF _S NE (Second Name Entry)	1006
8.3.3.2.11	EF _{CC} P1 (Capability Configuration Parameters 1).....	1006
8.3.3.2.12	Phone Book Synchronization	1006
8.3.3.2.12.1	EF _U ID (Unique Identifier)	1006
8.3.3.2.12.2	EF _P SC (Phone book Synchronization Counter)	1006
8.3.3.2.12.3	EF _{CC} (Change Counter).....	1006
8.3.3.2.12.4	EF _P UID (Previous Unique Identifier)	1006
8.3.3.2.13	EF _E MAIL (e-mail address).....	1006
8.3.3.3	Contents of files at the DF GSM-ACCESS level (Files required for GSM Access).....	1006
8.3.3.3.1	EF _{Kc} (GSM Ciphering key Kc).....	1006
8.3.3.3.2	EF _{Kc} GPRS (GPRS Ciphering key KcGPRS).....	1006
8.3.3.3.3	Void.....	1006
8.3.3.3.4	EF _{CP} BCCH (CPBCCH Information)	1006
8.3.3.3.5	EF _{Inv} Scan (Investigation Scan)	1007
8.3.3.4	Contents of files at the DF HNB level	1007
8.3.3.4.1	EF _{AC} SGL (Allowed CSG Lists)	1007
8.3.3.4.2	EF _{CS} GT (CSG Type)	1007
8.3.3.4.3	EF _{HNB} N (Home NodeB Name).....	1007

8.3.3.4.4	EF _{OCSGL} (Operator CSG Lists).....	1007
8.3.3.4.5	EF _{OCSGT} (Operator CSG Type)	1007
8.3.3.4.6	EF _{OHBN} (Operator Home NodeB Name).....	1007
8.3.4	Contents of EFs at the TELECOM level	1007
8.3.4.1	EF _{ADN} (Abbreviated dialling numbers)	1007
8.3.4.2	EF _{EXT1} (Extension1).....	1007
8.3.4.3	EF _{ECCP} (Extended Capability Configuration Parameter)	1007
8.3.4.4	EF _{SUME} (SetUpMenu Elements)	1007
8.3.4.5	EF _{FARR} (Access rule reference).....	1007
8.3.5	Contents of DFs at the TELECOM level.....	1007
8.3.5.1	Contents of files at the DF _{GRAPHICS} level	1007
8.3.5.1.1	EF _{IMG} (Image).....	1007
8.3.5.1.2	Image Instance Data Files.....	1007
8.3.5.2	Contents of files at the DF _{PHONEBOOK} under the DF _{TELECOM}	1008
9	Default Message Contents.....	1009
9.1	Default Message Contents for Signalling	1009
9.1.1	Default RRC Message Contents (FDD).....	1009
	Default SYSTEM INFORMATION:	1009
	Contents of ACTIVE SET UPDATE message: AM	1009
	Contents of ACTIVE SET UPDATE COMPLETE message: AM	1010
	Contents of ACTIVE SET UPDATE FAILURE message: AM	1010
	Contents of CELL UPDATE message: TM	1010
	Contents of CELL UPDATE CONFIRM message: UM.....	1011
	Contents of DOWNLINK DIRECT TRANSFER message: AM	1012
	Contents of HANDOVER FROM UTRAN COMMAND-GSM message: AM	1012
	Contents of HANDOVER FROM UTRAN FAILURE message: AM	1012
	Contents of INITIAL DIRECT TRANSFER message: AM	1013
	Contents of MBMS GENERAL INFORMATION message: UM	1014
	Contents of MBMS COMMON P-T-M RB INFORMATION message: UM	1014
	Contents of MBMS CURRENT CELL P-T-M RB INFORMATION message: UM	1017
	Contents of MBMS MODIFIED SERVICES INFORMATION message: UM	1018
	Contents of MBMS NEIGHBOURING CELL P-T-M RB INFORMATION message: UM	1018
	Contents of MBMS UNMODIFIED SERVICES INFORMATION message: UM.....	1019
	Contents of MEASUREMENT CONTROL message: AM	1020
	Contents of MEASUREMENT CONTROL FAILURE message: AM.....	1021
	Contents of MEASUREMENT REPORT message: AM.....	1021
	Contents of PAGING TYPE 1 message: TM (Speech in CS).....	1022
	Contents of PAGING TYPE 1 message: TM (The others of speech in CS)	1022
	Contents of PAGING TYPE 1 message: TM (Packet in PS)	1022
	Contents of PAGING TYPE 1 message: TM (SMS in CS)	1022
	Contents of PAGING TYPE 1 message: TM (SMS in PS).....	1023
	Contents of PAGING TYPE 2 message: AM (Speech in CS)	1023
	Contents of PHYSICAL CHANNEL RECONFIGURATION message: AM or UM.....	1023
	Contents of PHYSICAL CHANNEL RECONFIGURATION COMPLETE message: AM	1027
	Contents of PHYSICAL CHANNEL RECONFIGURATION FAILURE message: AM	1027
	Contents of RADIO BEARER SETUP message: AM or UM	1027
	Contents of RADIO BEARER SETUP message: AM or UM, for MBMS PtP Radio Bearer Setup	1136
	Contents of RADIO BEARER SETUP COMPLETE message: AM	1138
	Contents of RADIO BEARER SETUP FAILURE message: AM	1138
	Contents of RADIO BEARER RECONFIGURATION message: AM or UM.....	1139
	Contents of RADIO BEARER RECONFIGURATION FAILURE message: AM.....	1148
	Contents of RADIO BEARER RECONFIGURATION COMPLETE message: AM	1148
	Contents of RADIO BEARER RELEASE message: AM or UM.....	1148
	Contents of RADIO BEARER RELEASE COMPLETE message: AM.....	1154
	Contents of RADIO BEARER RELEASE FAILURE message: AM.....	1154
	Contents of RRC CONNECTION REQUEST message: TM	1154
	Contents of RRC CONNECTION REJECT message: UM	1155
	Contents of RRC CONNECTION RELEASE message: UM	1155
	Contents of RRC CONNECTION RELEASE COMPLETE message: AM or UM.....	1156
	Contents of RRC CONNECTION SETUP message: UM (Transition to CELL_DCH in CELL_FACH).....	1156

Contents of RRC CONNECTION SETUP message: UM (Transition to CELL_FACH).....	1177
Contents of RRC CONNECTION SETUP COMPLETE message: AM.....	1182
Contents of RRC STATUS message: AM	1184
Contents of SECURITY MODE COMMAND message: AM.....	1184
Contents of SECURITY MODE COMPLETE message: AM	1185
Contents of SECURITY MODE FAILURE message: AM	1185
Contents of TRANSPORT CHANNEL RECONFIGURATION message: AM or UM.....	1186
Contents of TRANSPORT CHANNEL RECONFIGURATION COMPLETE message: AM.....	1192
Contents of TRANSPORT CHANNEL RECONFIGURATION FAILURE message: AM.....	1192
Contents of TRANSPORT FORMAT COMBINATION CONTROL message: AM or UM (in CELL_DCH)	1193
Contents of TRANSPORT FORMAT COMBINATION CONTROL FAILURE message: AM.....	1193
Contents of UE CAPABILITY ENQUIRY message: AM or UM.....	1193
Contents of UE CAPABILITY INFORMATION message: AM.....	1193
Contents of UE CAPABILITY INFORMATION CONFIRM message: AM or UM.....	1194
Contents of UE INFORMATION REQUEST: AM.....	1194
Contents of UE INFORMATION RESPONSE: AM.....	1194
Contents of UTRAN MOBILITY INFORMATION message: AM or UM.....	1196
9.1.2 Default Message Contents for Signalling (TDD).....	1198
Contents of RRC STATUS message: AM	1198
Contents of SECURITY MODE FAILURE message: AM	1198
Contents of URA UPDATE message: TM.....	1198
Contents of URA UPDATE CONFIRM message: UM	1198
Contents of UPLINK DIRECT TRANSFER message: AM	1199
Contents of UTRAN MOBILITY INFORMATION message: AM or UM.....	1199
Contents of UTRAN MOBILITY INFORMATION CONFIRM message: AM	1200
Contents of UTRAN MOBILITY INFORMATION FAILURE message: AM.....	1200
Contents of UE CAPABILITY ENQUIRY message	1200
Contents of UE CAPABILITY INFORMATION message (1.28 Mcps TDD).....	1200
Contents of UE CAPABILITY INFORMATION CONFIRM message	1202
Contents of TRANSPORT CHANNEL RECONFIGURATION message: AM or UM (3.84 Mcps TDD)	1202
Contents of TRANSPORT CHANNEL RECONFIGURATION message: AM or UM (1.28 Mcps TDD)	1212
Contents of TRANSPORT CHANNEL RECONFIGURATION message: AM or UM (3.84 Mcps TDD)	1220
Contents of TRANSPORT CHANNEL RECONFIGURATION COMPLETE message: AM (3.84 Mcps TDD).....	1229
Contents of TRANSPORT CHANNEL RECONFIGURATION COMPLETE message: AM (1.28 Mcps TDD).....	1229
Contents of TRANSPORT CHANNEL RECONFIGURATION COMPLETE message: AM (7.68 Mcps TDD).....	1230
Contents of TRANSPORT CHANNEL RECONFIGURATION FAILURE message: AM.....	1230
Contents of TRANSPORT FORMAT COMBINATION CONTROL message: AM or UM (in CELL_DCH)	1230
Contents of TRANSPORT FORMAT COMBINATION CONTROL FAILURE message: AM.....	1230
Contents of RRC CONNECTION REJECT message: UM	1231
Contents of CELL UPDATE message: TM	1231
Contents of CELL UPDATE CONFIRM message: UM.....	1231
Contents of HANDOVER FROM UTRAN COMMAND-GSM message: AM.....	1232
Contents of HANDOVER FROM UTRAN FAILURE message: AM	1233
Contents of MEASUREMENT CONTROL Message: AM (Intra-frequency measurement) (1.28 Mcps TDD).....	1233
Contents of MEASUREMENT CONTROL Message: AM (Inter-frequency measurement) (1.28 Mcps TDD).....	1234
Contents of MEASUREMENT CONTROL FAILURE Message: AM	1236
Contents of MEASUREMENT REPORT message: AM Intra-frequency measurement (3.84 Mcps TDD)	1237
Contents of MEASUREMENT REPORT message: AM (intra-frequency measurement) (1.28 Mcps TDD)	1237
Contents of MEASUREMENT REPORT message: AM Intra-frequency measurement (7.68 Mcps TDD)	1238
Contents of MEASUREMENT REPORT message: AM (inter-frequency measurement) (3.84 Mcps TDD).....	1239
Contents of MEASUREMENT REPORT message: AM (inter-frequency measurement) (1.28 Mcps TDD).....	1239
Contents of MEASUREMENT REPORT message: AM (inter-frequency measurement) (7.68 Mcps TDD)	1240
Contents of PHYSICAL CHANNEL RECONFIGURATION message: AM or UM (3.84 Mcps TDD).....	1240
Contents of PHYSICAL CHANNEL RECONFIGURATION message: AM or UM (1.28 Mcps TDD).....	1244
Contents of PHYSICAL CHANNEL RECONFIGURATION message: AM or UM (7.68 Mcps TDD).....	1248
Contents of PHYSICAL CHANNEL RECONFIGURATION COMPLETE message: AM (3.84 Mcps TDD).....	1252
Contents of PHYSICAL CHANNEL RECONFIGURATION COMPLETE message: AM (1.28 Mcps TDD).....	1252
Contents of PHYSICAL CHANNEL RECONFIGURATION COMPLETE message: AM (7.68 Mcps TDD).....	1253
Contents of PHYSICAL CHANNEL RECONFIGURATION FAILURE message: AM	1253
Contents of RADIO BEARER RECONFIGURATION message: AM or UM (3.84 Mcps TDD)	1253
Contents of RADIO BEARER RECONFIGURATION message: AM or UM (1.28 Mcps TDD)	1262
Contents of RADIO BEARER RECONFIGURATION message: AM or UM (7.68 Mcps TDD)	1271

Contents of RADIO BEARER RECONFIGURATION COMPLETE message: AM (3.84 Mcps TDD).....	1280
Contents of RADIO BEARER RECONFIGURATION COMPLETE message: AM (1.28 Mcps TDD).....	1281
Contents of RADIO BEARER RECONFIGURATION COMPLETE message: AM (7.68 Mcps TDD).....	1281
Contents of RADIO BEARER RECONFIGURATION FAILURE message: AM.....	1281
Contents of RADIO BEARER RELEASE message: AM or UM (3.84 Mcps TDD)	1282
Contents of RADIO BEARER RELEASE message: AM or UM (1.28 Mcps TDD)	1287
Contents of RADIO BEARER RELEASE message: AM or UM (7.68 Mcps TDD)	1293
Contents of DOWNLINK DIRECT TRANSFER message: AM.....	1299
Contents of INITIAL DIRECT TRANSFER message: AM	1299
Contents of MBMS GENERAL INFORMATION message: UM (3.84 Mcps TDD).....	1299
Contents of MBMS GENERAL INFORMATION message: UM (1.28 Mcps TDD).....	1300
Contents of MBMS GENERAL INFORMATION message: UM (7.68 Mcps TDD).....	1300
Contents of MBMS COMMON P-T-M RB INFORMATION message: UM (3.84 Mcps).....	1300
Contents of MBMS COMMON P-T-M RB INFORMATION message: UM (1.28 Mcps TDD).....	1303
Contents of MBMS COMMON P-T-M RB INFORMATION message: UM (7.68 Mcps).....	1307
Contents of MBMS CURRENT CELL P-T-M RB INFORMATION message: UM	1310
Contents of MBMS MODIFIED SERVICES INFORMATION message: UM	1311
Contents of MBMS UNMODIFIED SERVICES INFORMATION message: UM.....	1312
Contents of PAGING TYPE 1 message: TM (Speech in CS).....	1313
Contents of PAGING TYPE 1 message: TM (The others of speech in CS)	1313
Contents of PAGING TYPE 1 message: TM (Packet in PS)	1314
Contents of RADIO BEARER SETUP message: AM or UM (3.84 Mcps TDD).....	1314
Contents of RADIO BEARER SETUP message: AM or UM (1.28 Mcps TDD).....	1349
Contents of RADIO BEARER SETUP message: AM or UM (7.68 Mcps TDD).....	1406
Contents of RADIO BEARER SETUP COMPLETE message: AM	1425
Contents of RADIO BEARER SETUP FAILURE message: AM	1425
Contents of RADIO BEARER RELEASE COMPLETE message: AM (1.28 Mcps TDD)	1426
Contents of RADIO BEARER RELEASE COMPLETE message: AM (1.28 Mcps TDD)	1426
Contents of RADIO BEARER RELEASE FAILURE message: AM	1427
Contents of RRC CONNECTION REQUEST message: TM	1427
Contents of RRC CONNECTION REJECT message: UM	1427
Contents of RRC CONNECTION RELEASE message: UM	1428
Contents of RRC CONNECTION RELEASE COMPLETE message: AM or UM.....	1428
Contents of RRC CONNECTION SETUP message: UM (Transition to CELL_DCH) (3.84 Mcps TDD option)	1428
Contents of RRC CONNECTION SETUP message: UM (Transition to CELL_DCH) (1.28 Mcps TDD option)	1435
Contents of RRC CONNECTION SETUP message: UM (Transition to CELL_DCH) (7.68 Mcps TDD option)	1455
Contents of RRC CONNECTION SETUP message: UM (Transition to CELL_FACH) (3.84 Mcps TDD)	1461
Contents of RRC CONNECTION SETUP message: UM (Transition to CELL_FACH) (1.28 Mcps TDD)	1466
Contents of RRC CONNECTION SETUP message: UM (Transition to CELL_FACH) (7.68 Mcps TDD)	1470
Contents of RRC CONNECTION SETUP COMPLETE message: AM.....	1475
Contents of SECURITY MODE COMMAND message: AM.....	1476
Contents of SECURITY MODE COMPLETE message: AM	1477
Contents of UPLINK DIRECT TRANSFER message: AM	1477
9.1.3 Default RRC Message Contents for MBSFN (TDD)	1477
Contents of MBMS GENERAL INFORMATION message: UM (3.84 Mcps TDD).....	1478
Contents of MBMS GENERAL INFORMATION message: UM (1.28 Mcps TDD).....	1478
Contents of MBMS GENERAL INFORMATION message: UM (7.68 Mcps TDD).....	1479
Contents of MBMS GENERAL INFORMATION message: UM (3.84 Mcps TDD IMB)	1480
Contents of MBMS MODIFIED SERVICES INFORMATION message: UM	1481
Contents of MBMS UNMODIFIED SERVICES INFORMATION message: UM (Mixed Local/National carrier)....	1482
Contents of MBMS UNMODIFIED SERVICES INFORMATION message: UM (Dedicated National carrier).....	1484
Contents of MBMS UNMODIFIED SERVICES INFORMATION message: UM (3.84 Mcps TDD IMB).....	1485
Contents of MBMS COMMON P-T-M RB INFORMATION message: UM (3.84 Mcps).....	1487
Contents of MBMS COMMON P-T-M RB INFORMATION message: UM (1.28 Mcps).....	1490
Contents of MBMS COMMON P-T-M RB INFORMATION message: UM (7.68 Mcps).....	1493
Contents of MBMS GENERAL INFORMATION message: UM (3.84 Mcps TDD IMB)	1495
Contents of MBMS CURRENT CELL P-T-M RB INFORMATION message: UM	1497
9.1.4 Default Message Contents for WLAN interworking	1497
Contents of Router Advertisement message:.....	1497
9.2 Default Message Contents for RF	1501
9.2.1 Default Message Contents for RF (FDD)	1501
Contents of Activate RB Test Mode message.....	1501

Contents of Close UE Test Loop message (UE test loop mode 1 without Dummy DCCH transmission).....	1501
Contents of Close UE Test Loop message (UE test loop mode 2 without Dummy DCCH transmission).....	1501
Contents of Open UE Test Loop message.....	1501
Contents of MBMS COMMON P-T-M RB INFORMATION message: UM	1502
Contents of PAGING TYPE 1 message: TM (CS)	1503
Contents of PAGING TYPE 1 message: TM (PS).....	1503
Contents of PAGING TYPE 2 message: TM (PS).....	1503
Contents of RADIO BEARER SETUP message: AM or UM (Test Loop Mode1)	1504
Contents of RADIO BEARER SETUP message: AM or UM (UE supports PS RAB only)	1513
Contents of RADIO BEARER SETUP message: AM or UM (UE supports CS RAB for Test Loop Mode 2).....	1518
Contents of RADIO BEARER SETUP message: AM or UM (HSDPA).....	1527
Contents of RADIO BEARER SETUP message: BTFD RMC for Test Loop Mode 2	1530
Contents of RADIO BEARER SETUP message: AM or UM (E-DCH and HSDPA).....	1536
Contents of RADIO BEARER SETUP message: AM or UM (HSDPA with F-DPCH)	1544
Contents of RADIO BEARER SETUP message: AM or UM (DC-HSDPA).....	1548
Contents of RADIO BEARER SETUP message: AM or UM (DC-HSUPA).....	1551
Contents of RRC CONNECTION RELEASE message: UM	1559
Contents of RRC CONNECTION SETUP message: UM	1559
Contents of SECURITY MODE COMMAND message: AM.....	1565
9.2.2 Default Message Contents for RF (TDD).....	1566
Contents of Activate RB Test Mode message.....	1566
Contents of Close UE Test Loop message	1566
Contents of Open UE Test Loop message.....	1567
Contents of PAGING TYPE 1 message: TM (CS)	1567
Contents of PAGING TYPE 1 message: TM (PS).....	1567
Contents of RADIO BEARER SETUP message: AM or UM (3.84 Mcps TDD).....	1567
Contents of RADIO BEARER SETUP message: AM or UM (1.28 Mcps TDD).....	1572
Contents of RADIO BEARER SETUP message: AM or UM (7.68 Mcps TDD).....	1578
Contents of RADIO BEARER SETUP message: AM or UM (HSDPA).....	1583
Contents of RADIO BEARER SETUP message: AM or UM (HSDPA) (1.28 Mcps TDD)	1587
Contents of RADIO BEARER SETUP message: AM or UM (HSDPA) (7.68 Mcps TDD).....	1592
Contents of RADIO BEARER SETUP message: AM or UM (E-DCH and HSDPA) (3.84Mcps TDD)	1596
Contents of RADIO BEARER SETUP message: AM or UM (E-DCH and HSDPA) (7.68Mcps TDD)	1600
Contents of RRC CONNECTION RELEASE message: UM	1604
Contents of RRC CONNECTION SETUP message: UM (3.84 Mcps TDD).....	1604
Contents of RRC CONNECTION SETUP message: UM (1.28 Mcps TDD).....	1610
Contents of RRC CONNECTION SETUP message: UM (7.68 Mcps TDD).....	1616
Contents of SECURITY MODE COMMAND message: AM.....	1622
10 Void.....	1624
11 MBMS configurations for signalling test.....	1624
11.1 MCCH configurations	1624
11.1.1 MCCH configuration parameters.....	1624
11.1.1.1 Default1 MCCH information scheduling (mp 5.12s).....	1624
11.1.1.2 Default2 MCCH information scheduling (mp 2.56s).....	1624
11.1.1.3 Longest MCCH information scheduling (mp 10.24s).....	1624
11.1.1.4 Shortest MCCH information scheduling (mp 1.28s).....	1625
11.1.2 MCCH messages transmission in test.....	1625
11.1.3 Combinations and transmission order of critical MCCH messages	1626
11.2 MCCH configurations for MBSFN (TDD)	1627
11.2.1 MCCH configuration parameters.....	1627
11.2.1.1 Non-IMB	1627
11.2.1.1.1 Default1 MCCH information scheduling (mp 5.12s)	1627
11.2.1.1.2 Default2 MCCH information scheduling (mp 2.56s)	1627
11.2.1.1.3 Longest MCCH information scheduling (mp 10.24s)	1627
11.2.1.1.4 Shortest MCCH information scheduling (mp 1.28s)	1627
11.2.1.2 IMB	1627
11.2.1.2.1 Default1 MCCH information scheduling (mp 5.12s)	1628
11.2.1.2.2 Default2 MCCH information scheduling (mp 2.56s)	1628
11.2.1.2.3 Longest MCCH information scheduling (mp 10.24s)	1628
11.2.1.2.4 Shortest MCCH information scheduling (mp 1.28s).....	1628

11.2.2	MCCH messages transmission in test.....	1628
11.2.3	Combinations and transmission order of critical MCCH messages.....	1629
11.2.4	MBSFN service availability.....	1629
11.2.4.1	Non-IMB	1629
11.2.4.2	IMB	1630
Annex A to C (informative): Void.....		1631
Annex D (informative): Change history		1632
History		1653

Foreword

This Technical Specification has been produced by the 3rd Generation Partnership Project (3GPP).

The contents of the present document are subject to continuing work within the TSG and may change following formal TSG approval. Should the TSG modify the contents of the present document, it will be re-released by the TSG with an identifying change of release date and an increase in version number as follows:

Version x.y.z

where:

- x the first digit:
 - 1 presented to TSG for information;
 - 2 presented to TSG for approval;
 - 3 or greater indicates TSG approved document under change control.
- y the second digit is incremented for all changes of substance, i.e. technical enhancements, corrections, updates, etc.
- z the third digit is incremented when editorial only changes have been incorporated in the document.

Introduction

The definition of the Conformance Tests for UE in 3G will be a complex task as the complete test suite covers RF, EMC and Protocol aspects of the UE.

Each test requires a Test Environment to be defined in which the UE has to operate to defined standards, constraints and performance. The overall task can be simplified if there are a number of well defined and agreed Common Test Environments where every one can be used for a number of tests. Hence the present document defines testing conditions that are common to several tests avoiding the need to duplicate the same information for every single test.

The present document defines default values for a variety of common areas. Where values are not specified in test cases, the defaults in the present document will apply. If specified, the test case values will take precedence.

The present document addresses the FDD mode as well as the TDD mode.

1 Scope

The present document contains definitions of reference conditions and test signals, default parameters, reference radio bearer configurations used in radio bearer interoperability testing, common radio bearer configurations for other test purposes, common requirements for test equipment and generic set-up procedures for use in UE conformance tests.

2 References

The following documents contain provisions which, through reference in this text, constitute provisions of the present document.

- References are either specific (identified by date of publication, edition number, version number, etc.) or non-specific.
- For a specific reference, subsequent revisions do not apply.
- For a non-specific reference, the latest version applies. In the case of a reference to a 3GPP document (including a GSM document), a non-specific reference implicitly refers to the latest version of that document *in the same Release as the present document*.

- [1] 3GPP TS 34.123-1: "User Equipment (UE) conformance specification; Part 1: Protocol conformance specification".
- [2] 3GPP TS 34.121-1: " User Equipment (UE) conformance specification; Radio transmission and reception (FDD); Part 1: Conformance specification ".
- [2a] 3GPP TS 34.121-2: "User Equipment (UE) conformance specification; Radio transmission and reception (FDD); Part 2: Implementation Conformance Statement (ICS)".
- [3] 3GPP TS 34.123-2: "User Equipment (UE) conformance specification; Part 2: Implementation Conformance Statement (ICS) proforma specification".
- [4] 3GPP TS 34.124: "Electromagnetic Compatibility (EMC) requirements for Mobile terminals and ancillary equipment".
- [5] 3GPP TS 34.122: "Terminal Conformance Specification; Radio Transmission and Reception (TDD)".
- [6] 3GPP TS 34.109: "Terminal logical test interface; Special conformance testing functions".
- [7] 3GPP TS 25.301 "Radio interface protocol architecture".
- [8] 3GPP TS 25.214: "Physical layer procedures (FDD)".
- [9] 3GPP TR 21.905: "Vocabulary for 3GPP Specifications".
- [10] 3GPP TR 25.990: "Vocabulary".
- [11] 3GPP TS 25.101: "User Equipment (UE) radio transmission and reception (FDD)".
- [12] 3GPP TS 25.102: "User Equipment (UE) radio transmission and reception (TDD)".
- [13] 3GPP TS 25.211: "Physical channels and mapping of transport channels onto physical channels (FDD)".
- [14] 3GPP TS 25.212: "Multiplexing and channel coding (FDD)".
- [15] 3GPP TS 23.107: "Quality of Service (QoS) concept and architecture".
- [16] 3GPP TS 26.110: "Codec for circuit switched multimedia telephony service; General description".
- [17] 3GPP TS 29.007: "General requirements on interworking between the Public Land Mobile Network (PLMN) and the Integrated Services Digital Network (ISDN) or Public Switched Telephone Network (PSTN)".

- [18] 3GPP TR 23.910: "Circuit switched data bearer service".
- [19] Void.
- [20] 3GPP TS 25.104: "Base Station (BS) radio Transmission and Reception (FDD)".
- [21] 3GPP TS 25.105: "Base Station (BS) radio Transmission and Reception (TDD)".
- [22] 3GPP TS 31.101: "UICC-terminal interface; Physical and logical characteristics".
- [23] 3GPP TS 31.102: "Characteristics of the USIM application".
- [24] 3GPP TS 33.102: "3G security; Security architecture".
- [25] 3GPP TS 33.103: "3G security; Integration guidelines".
- [26] 3GPP TS 33.105: "Cryptographic algorithm requirements".
- [27] 3GPP TS 25.224: "Physical layer procedures (TDD)".
- [28] 3GPP TS 25.221: "Physical channels and mapping of transport channels onto physical channels (TDD)".
- [29] 3GPP TS 25.222: "Multiplexing and channel coding (TDD)".
- [30] 3GPP TS 25.133: "Requirements for support of radio resource management (FDD)".
- [31] 3GPP TS 51.010-1: "Mobile Station (MS) conformance specification; Part 1: Conformance specification".
- [32] 3GPP TS 24.008: "Mobile radio interface layer 3 specification; Core network protocols; Stage 3".
- [33] 3GPP TS 25.171: "Requirements for support of Assisted Global Positioning System (A-GPS); Frequency Division Duplex (FDD)".
- [34] 3GPP TS 25.331: "Radio Resource Control (RRC) protocol specification".
- [35] 3GPP TS 25.223: "Spreading and modulation (TDD)".
- [36] 3GPP TS 25.304: "User Equipment (UE) procedures in idle mode and procedures for cell reselection in connected mode".
- [37] 3GPP TS 25.123: "Requirements for support of radio resource management (TDD)".
- [38] 3GPP TS 25.321: "Medium Access Control (MAC) protocol specification".
- [39] 3GPP TS 31.120: "UICC-terminal interface; Physical, electrical and logical test specification".
- [40] 3GPP TS 31.121: "Base Station System (BSS) equipment specification; Radio aspects".
- [41] 3GPP TS 34.171: "Terminal conformance specification; Assisted Global Positioning System (A-GPS); Frequency Division Duplex (FDD)".
- [42] 3GPP TS 23.032: "Universal Geographical Area Description (GAD)".
- [43] NATO Standard Agreement STANAG 4294 Issue 1
- [44] 3GPP TS 43.020: "Security related network functions".
- [45] 3GPP TS 36.508: "Common test environments for User Equipment (UE) conformance testing".
- [46] 3GPP TS 34.229-1: "Internet Protocol (IP) multimedia call control protocol based on Session Initiation Protocol (SIP) and Session Description Protocol (SDP); User Equipment (UE) conformance specification; Part 1: Protocol conformance specification".
- [47] 3GPP TS 37.571-1: "Universal Terrestrial Radio Access (UTRA) and Evolved UTRA (E-UTRA) and Evolved Packet Core (EPC); User Equipment (UE) conformance specification for UE positioning; Part 1: Conformance test specification".

- [48] 3GPP TS 37.571-5: "Universal Terrestrial Radio Access (UTRA) and Evolved UTRA (E-UTRA) and Evolved Packet Core (EPC); User Equipment (UE) conformance specification for UE positioning; Part 5: Test scenarios and assistance data".

3 Definitions, abbreviations and symbols

3.1 Definitions

For the purposes of the present document, the terms and definitions given in 3GPP TR 21.905 [9], 3GPP TR 25.990 [10] and the following apply:

maximum average power: average transmitter output power obtained over any specified time interval, including periods with no transmission, when the transmit time slots are at the maximum power setting

3.2 Abbreviations

For the purposes of the present document, the abbreviations given in 3GPP TR 21.905 [9], 3GPP TR 25.990 [10] and the following apply:

4C-HSDPA	Four-Carrier HSDPA. HSDPA operation configured on 3 or 4 DL carriers
AFC	Automatic Frequency Control
A-GPS	Assisted - Global Positioning System
AM	Acknowledgement Mode
ATT	ATTenuator
BCCH	Broadcast Control Channel
CBS	Cell Broadcast Service
CC	Convolutional Coding
CCCH	Common Control Channel
CCTrCH	Coded Composite Transport Channel
CS	Circuit Switching
DB-DC-HSDPA	Dual Band Dual Cell HSDPA
DC-HSDPA	Dual Cell HSDPA
DCCH	Dedicated Control Channel
DL	DownLink
DPCH	Dedicated Physical Channel
DT	Direct transfer
DTCH	Dedicated Traffic Channel
FTM	File Tunnelling Mode
GPS	Global Positioning System
GSS	GPS System Simulator
HYB	HYBrid
IMB	Integrated Mobile Broadcast
NAS	Non-Access Stratum
OBW	Occupied BandWidth
OCNS	Orthogonal Channel Noise Simulator

NOTE: A mechanism used to simulate the users or control signals on the other orthogonal channels of a downlink.

PRACH	Physical Random Access Channel
PS	Packet Switching
RAB	Radio Access Bearer
RB	Radio Bearer
RRC	Radio Resource Control

NOTE: (for sub-Layer of layer 3) but also Root-Raised Cosine (for Filter shape).

SCCPCH	Secondary Common Control Physical Channel
SMS	Short Message Service
SRB	Signalling Radio Bearer
SS	System Simulator

SSD	Source Statistics Descriptor
TC	Turbo Coding
TLM	TeLeMetry word

NOTE: It contains an 8-bits preamble (10001011).

TM	Transparent Mode
TOW	Time Of Week
TFFF	Time To First Fix
UL	UpLink
UM	Unacknowledgement Mode

3.3 Symbols

For the purposes of the present document, the following symbols apply:

I_{oc}	The power spectral density of a band limited white noise source (simulating interference from other cells) as measured at the UE antenna connector.
----------	---

4 Common requirements of test equipment

Mobile conformance testing can be categorized into 3 distinct areas:

- RF Conformance Testing.
- EMC Conformance Testing.
- Signalling Conformance Testing.

The test equipment required for each category of testing may or not be different, depending on the supplier of the test equipment. However, there will be some generic requirements of the test equipment that are essential for all three categories of test, and these are specified in this clause.

In addition, there will be requirements to test operation in multi-system configurations (e.g. UTRA plus GSM/DCS1800). However, these would not form a common test equipment requirement for the three test areas and are not considered in the present document.

4.1 General Functional Requirements

NOTE: This clause has been written such that it does not constrain the implementation of different architectures and designs of test equipment.

All test equipment used to perform conformance testing on a UE shall provide a platform suitable for testing UE's that are either:

- a) FDD Mode; or
- b) TDD Mode; or
- c) both FDD/TDD Modes.

All test equipment shall provide (for the mode(s) supported) the following minimum functionality.

- The capability of emulating a single UTRA cell with the appropriate channels to allow the UE to register on the cell.
- The capability to allow the UE to set up an RRC connection with the System Simulator, and to maintain the connection for the duration of the test.
- The capability (for the specific test):
 - to select and support an appropriate Radio Bearer for the downlink;
 - to set the appropriate downlink power levels;

- to set up and support the appropriate Radio Bearer for the uplink;
- to set and control the uplink power levels.

4.2 Minimum performance levels

4.2.1 Supported Cell Configuration

The System Simulator shall provide the capability to simulate a minimum number of cells (of the appropriate UTRA Mode) whose number and capabilities are governed by the test cases that need to be performed (test cases are defined in 3GPP TS 34.123-1 [1] (Signalling), 3GPP TS 34.121 [2] (RF-FDD) and 3GPP TS 34.122 [5] (RF-TDD)). For this purpose test cases can be split into two different categories: Tests that require only one cell and Tests that require several cells.

To perform test cases requiring one cell, the system simulator must provide a Cell offering the capabilities to perform all the test cases in this category.

To perform test cases requiring several cells, additional cells must be provided by the system simulator. The additional cells, however, need only provide a minimum set of capabilities so as to support the first cell in carrying out the multi-cell test cases.

To perform test cases for MBMS in MBSFN mode the SS must provide simultaneous support for both the MBSFN cell(s) (TDD or FDD) directly applicable to the test cases and must also provide support for cells(s) on a unicast carrier providing other necessary services to the UE such as PLMN registration. The choice of supporting unicast carrier cell(s) may be TDD or FDD decided by the capabilities of the UE under test, and the choice may be independent of the mode (TDD or FDD) of the MBSFN cell(s).

The type and number of channels (especially physical channels) constitute an important set of capabilities for a cell. The following clauses list possible channels that may be supported by the SS. Each channel type, however, and the minimum number of channels needed are only mandatory if specific test cases require them.

The mapping between Logical and Transport channels is as described in 3GPP TS 25.301 [7]. Similarly the mapping between Transport channels and Physical channels is as described in 3GPP TS 25.211 [13] for the FDD mode, and 3GPP TS 25.221 [28] for the TDD mode. The reference measurement channels (mapping between Transport channels and Physical channels for DTCH/DCCH to be tested) are defined in 3GPP TS 34.121 [2] annex C for FDD and 3GPP TS 34.122 [5] annex C for TDD.

4.2.1.1 Supported Channels for FDD Mode

4.2.1.1.1 Logical channels

Logical channel	Minimum number	Comments
BCCH	1	
CCCH	1	
DCCH	4	2 for RRC testing, 2 for NAS testing
PCCH	1	
DTCH	n <FFS>	Depending on SS's support for RB service testing (See clause 14 of 3GPP TS 34.123-1 [1])

4.2.1.1.2 Transport channels

Transport channel	Minimum number	Comments
BCH	1	
FACH	1	
PCH	1	
DCH	n <FFS>	
DSCH	1	Release 99 and Release 4 only.
RACH	2	
CPCH	1	Release 99 and Release 4 only.
FAUSCH	N/A	Not in Release 1999

4.2.1.1.3 Physical channels

Physical channel	Minimum number	Comments
P-CCPCH	1	Primary Common Control Physical channel. This is used by the Cell to Broadcast System Information messages; it is transmitted using the Primary Scrambling Code for the Cell.
P-CPICH	1	Primary Common Pilot Channel using the Primary Scrambling Code for the Cell.
S-CPICH	1 (For RF Tests)	Secondary Common Pilot Channel. This signal is used as the phase reference for some RF tests.
SCH	1	Synchronization Channel (includes P-SCH and S-SCH)
S-CCPCH	2	Secondary Common Control Physical channel.
PICH	1	To identify when the UE should access the PCCH for Paging Messages.
AICH	1	General Acquisition Indicator Channel that can be used for: <ul style="list-style-type: none"> - Acquisition Indicator Channel, for PRACH - Access Preamble Acquisition Indicator Channel (AP-ICH), for PCPCH. (For release 99 and release 4 only) - Collision-Detection/Channel-Assignment Indicator Channel (CD/CA-ICH), for PCPCH. (For release 99 and release 4 only)
DPDCH	3	Downlink Physical Data Channel. There will be a single DPCCCH associated with all the DPDCHs used for Layer 1 signalling. This number is for the First Cell. Additional Cells may define a lower number which should be at least 1.
PDSCH	1	Physical Downlink Shared Channel. Release 99 and Release 4 only.
DPCH	1	Uplink Dedicated Physical channel
PRACH	2	Physical Random Access Channel.
PCPCH	1	Physical Common Packet Channel. (For release 99 and release 4 only)
CSICH	1	CPCH Status Indicator Channel. (For release 99 and release 4 only)

4.2.1.2 Supported Channels for TDD Mode

4.2.1.2.1 Logical channels

Logical channel	Minimum number	Comments
Control channels		
BCCH	1	Broadcast Control Channel: DL channel for broadcasting system control information.
CCCH	1	Common Control Channel: Bi-directional channel for transmitting control information between network and UEs. This channel is commonly used by the UEs having no RRC connection with the network and by the UEs using common transport channels when accessing a new cell after cell reselection.
DCCH	4	Dedicated Control Channel: A point-to-point bi-directional channel that transmits dedicated control information between a UE and the network. This channel is established through RRC connection setup procedure. 2 channels for RRC testing and 2 channels for NAS testing estimated.
PCCH	1	Paging Control Channel: DL channel that transfers paging information. This channel is used when the network does not know the location cell of the UE, or, the UE is in the cell connected state
SHCCH	1	Shared Channel Control Channel: Bi-directional channel that transmits control information for uplink and downlink shared channels between network and UEs. This channel is for TDD only.
Traffic channels		
DTCH	1	Dedicated Traffic Channel is a point-to-point channel, dedicated to one UE, for the transfer of user information. A DTCH can exist in both UL and DL.
CTCH	1	Common Traffic Channel is a point-to-multipoint unidirectional channel for transfer of dedicated user information for all or a group of specified UEs.

4.2.1.2.2 Transport channels

Transport channel	Minimum number	Comments
BCH	1	Broadcast Channel: DL channel used to broadcast system and cell-specific information.

FACH	1	Forward Access Channel: DL channel used to carry control information to a mobile station when the system knows the location cell of the mobile station (may also carry short user packets).
PCH	1	Paging Channel: DL channel used to carry control information to a mobile station when the system does not know the location cell of the mobile station.
DCH	2	Dedicated Channel: UL or DL channel used to carry user or control information between the UTRAN and a UE
DSCH	1	DL shared channel: DL channel shared by several UEs carrying dedicated control or traffic data.
USCH	1	UL shared channel: UL channel shared by several UEs carrying dedicated control or traffic data.
RACH	1	Random Access Channel: UL channel used to carry control information from mobile station. The RACH may also carry short user packets.

4.2.1.2.3 Physical channels (3.84 Mcps option)

Physical channel	Minimum number	Comments
P-CCPCH	1	Primary Common Control Physical channel. The BCH as described in clause 4.2.1 is mapped onto the P-CCPCH. The position (time slot / code) of the P-CCPCH is known from PSCH.
SCH	1	Synchronization Channel. Code group of a cell can be derived from the synchronization channel. In order not to limit the uplink/downlink asymmetry the SCH is mapped on one or two downlink slots per frame only.
S-CCPCH	2	Secondary Common Control Physical channel. PCH and FACH as described in clause 4.2.1 are mapped onto one or more S-CCPCH.
PICH		Paging Indicator Channel is a physical channel used to carry the paging indicators.
DPCH (DL)	3	Downlink Dedicated Physical channel. DCH channels are mapped onto DPCH
PDSCH	1	Physical Downlink Shared Channel. DSCH as described in clause 4.2.1 is mapped onto one or more PDSCH.
DPCH (UL)	1	Uplink Dedicated Physical channel. DCH channels are mapped onto DPCH.
PUSCH	1	Physical Uplink Shared Channel. The USCH as described in clause 4.2.1 is mapped onto one or more PUSCH. Timing advance, as described in 3GPP TS 25.224 [27], clause 4.3, is applied to the PUSCH.
PRACH	2	Physical Random Access Channel. The RACH as described in clause 4.2.1 is mapped onto PRACH
PNBSCH	1	Physical node B synchronization channel: In case cell sync bursts are used for Node B synchronization the PNBSCH shall be used for the transmission of the cell sync burst 3GPP TS 25.223 [35]. The PNBSCH shall be mapped on the same timeslot as the PRACH.

4.2.1.2.4 Physical channels (1.28 Mcps option)

Physical channel	Minimum number	Comments
P-CCPCH	2	Primary Common Control Physical channel. The BCH as described in clause 4.2.1 is mapped onto the P-CCPCH1 and P-CCPCH2. The position (time slot / code) of the P-CCPCHs is fixed in the 1.28 Mcps TDD. The P-CCPCHs are mapped onto the first two code channels of timeslot#0 with spreading factor of 16.
DwPCH	1	Synchronization Channel for DL. Present in each 5 ms subframe.
UpPCH	1	Synchronization Channel for UL. Present in each 5 ms subframe.
S-CCPCH	2	Secondary Common Control Physical channel. PCH and FACH as described in clause 4.2.1 are mapped onto one or more S-CCPCH.
PICH		Paging Indicator Channel is a physical channel used to carry the paging indicators.
DPCH (DL)	3	Downlink Dedicated Physical channel. DCH channels are mapped onto DPCH
PDSCH	1	Physical Downlink Shared Channel. PDSCH provides the possibility for transmission of TFCI, SS, and TPC in downlink.
DPCH (UL)	1	Uplink Dedicated Physical channel. DCH channels are mapped onto DPCH.
PUSCH	1	Physical Uplink Shared Channel. PUSCH provides the possibility for transmission of TFCI, SS, and TPC in uplink.

FPACH	1	Fast Physical Access Channel. FPACH is used by the Node B to carry, in a single burst, the acknowledgement of a detected signature with timing and power level adjustment indication to a user equipment.
PRACH	2	Physical Random Access Channel. The RACH as described in clause 4.2.1 is mapped onto one or more uplink Physical Random Access Channels (PRACH).

4.2.1.2A Supported Channels for MBSFN (FDD and TDD Mode)

4.2.1.2A.1 Logical channels

Logical channel	Minimum number	Comments
Control channels		
BCCH	1	Broadcast Control Channel: DL channel for broadcasting system control information.
MCCH	1	MBMS point-to-multipoint Control Channel: A point-to-multipoint downlink channel used for transmitting control information from the network to the UE. This channel is only used by UEs that receive MBMS.
MSCH	1	MBMS point-to-multipoint Scheduling Channel: A point-to-multipoint downlink channel used for transmitting scheduling control information, from the network to the UE, for one or several MTCHs carried on a CCTrCH. This channel is only used by UEs that receive MBMS.
Traffic channels		
MTCH	1	MBMS point-to-multipoint Traffic Channel: A point-to-multipoint downlink channel used for transmitting traffic data from the network to the UE. This channel is only used for MBMS.

4.2.1.2A.2 Transport channels

Transport channel	Minimum number	Comments
BCH	1	Broadcast Channel: DL channel used to broadcast system and cell-specific information.
FACH	2	Forward Access Channel: Common downlink channel without closed-loop power control used for transmission of relatively small amounts of data. In addition FACH is used to carry broadcast and multicast data.

4.2.1.2A.3 Physical channels (3.84/7.68 Mcps options)

Physical channel	Minimum number	Comments
P-CCPCH	1	Primary Common Control Physical channel: The BCH as described in clause 4.2.1 is mapped onto the P-CCPCH. The position (time slot / code) of the P-CCPCH is known from PSCH.
SCH	1	Synchronization Channel: Code group of a cell can be derived from the synchronization channel. In order not to limit the uplink/downlink asymmetry the SCH is mapped on one or two downlink slots per frame only.
S-CCPCH	2	Secondary Common Control Physical channel: FACH as described in clause 4.2.1 is mapped onto one or more S-CCPCH.
MICH	1	MBMS Indicator Channel: Used to carry the MBMS notification indicators

4.2.1.2A.3A Physical channels (3.84 Mcps TDD IMB option)

Physical channel	Minimum number	Comments
P-CPICH	1	Primary Common Pilot Channel using the Primary Scrambling Code for the Cell.
T-CPICH	1	Time multiplexed Common Pilot Channel using the same Scrambling Code as P-CPICH for the Cell.
P-CCPCH	1	Primary Common Control Physical channel: The BCH as described in clause 4.2.1.2A.2 is mapped onto the P-CCPCH.
SCH	1	Synchronization Channel (includes P-SCH and S-SCH)
S-CCPCH	1	Secondary Common Control Physical channel: FACH carrying MCCH logical channel is mapped onto one S-CCPCH.

S-CCPCH Type 2	1	Secondary Common Control Physical CHannel Type 2: one or more FACH carrying MTCH logical channels is/are mapped onto one S-CCPCH Type 2
MICH	1	MBMS Indicator Channel: Used to carry the MBMS notification indicators

4.2.1.3 Support of T_{cell} timing offset

In test case parameter declarations, the parameter T_{cell} may be specified between 0 to 38 399, to allow for extensibility. However, the system simulator is required only to support a maximum T_{cell} value of 2 304, with a step resolution of 256. The SS may limit a T_{cell} value of greater than 2 304, and may round T_{cell} to the nearest multiple of 256.

4.2.2 RF Performance

4.2.2.1 Frequency of Operation

The System Simulator shall be capable of adjusting the Carrier Frequency of the DL channels to any frequency allowed in the DL frequency band. The DL frequency shall be accurate to the level of accuracy set by the core specifications 3GPP TS 25.104 [20] for FDD and 3GPP TS 25.105 [21] for TDD.

For RF tests, the requirement of Test Equipment is described in 3GPP TS 34.121 [2] annex F for FDD and 3GPP TS 34.122 [5] annex F for TDD respectively.

4.2.2.2 Power Level Setting Accuracy

The system simulator shall be able to adjust the average power output of the DL Channels to meet the absolute accuracy of the system simulator DL power levels covered in clause 5.4.1 Downlink Signal Levels.

For RF tests, the requirement of Test Equipment is described in 3GPP TS 34.121 [2] annex F for FDD and 3GPP TS 34.122 [5] annex F for TDD respectively.

The system simulator shall be capable of altering the power of the DL Dedicated channels under control of the UE Layer 1 Signalling information.

4.2.2.3 Uplink Power Control

The system simulator shall be able to command the UE to transmit at the maximum level for its power class or a lower level required for specific tests. The system simulator shall also provide the capability of generating the Layer 1 Signalling information to set the power levels of the Uplink Dedicated Channels from the UE to lower levels if required.

4.2.2.4 Uplink Signal Handling

For FDD mode, the System Simulator shall not be damaged by a Power Class 1 UE transmitting at the maximum power level permitted in 3GPP TS 25.101 [11] and for TDD mode by a Power Class 2 UE transmitting at the maximum power level permitted in 3GPP TS 25.102 [12].

4.2.2.5 Uplink Sensitivity

The simulator shall be able to receive uplink transmissions from the UE when it is transmitting at the minimum power level defined in 3GPP TS 25.101 [11] for FDD mode, and 3GPP TS 25.102 [12] for TDD mode.

Editor's note: this is obviously a useful feature for the system simulator; however it is <ffs> if it should be an essential common requirement for a protocol test system.

4.2.3 Timers Tolerances

All the timers used during testing are within a tolerance margin given by the equation below. If for a specific test a different tolerance value is required then this should be specified in the relevant test document (i.e. the document where the test is described).

Timer tolerance = 10%, or $2 \times \text{TTI} + t_{\text{delta}}$, whichever value is the greater.

Where t_{delta} is 55 ms.

5 Reference test conditions

5.1 Test frequencies

The test frequencies are based the UMTS frequency bands defined in the core specifications.

To avoid interference with adjacent frequency bands the lowest test frequency (downlink and uplink) needs to be offset upwardly by at least 2.6 MHz since the channel's width is 5 MHz for FDD and 3.84 Mcps TDD option, and 0.8 MHz for 1.28 Mcps TDD option since the channel's width is 1.6 MHz. The raster spacing is 200KHz. Similarly the highest test frequency (downlink and uplink) needs to be offset downwardly by at least 2.6 MHz for FDD and 3.84 Mcps TDD option, and 0.8 MHz for 1.28 Mcps TDD option.

NOTE1: Additional regulations concerning interferences to frequency bands used by different systems may also exist. Those regulations are specific to the country where the test equipment is used and need to be taken into account if they require a higher offset than 2.6 MHz from the edge frequencies for FDD and 3.84 Mcps TDD option, and 0.8 MHz for 1.28 Mcps TDD option.

NOTE2: In Band VI, to avoid interference with adjacent frequency bands the lowest test frequency (downlink and uplink) needs to be offset upwardly by at least 2.5 MHz, highest test frequency (downlink and uplink) needs to be offset downwardly by at least 2.5 MHz from the edge frequencies since additional centre frequencies are specified according to 3GPP TS 25.101 [11].

5.1.1 FDD Mode Test frequencies

UTRA/FDD is designed to operate in one or more paired bands specified in 3GPP TS 25.101 [11]. The reference test frequencies for the common test environment for each operating bands are defined in the following tables.

In DC-HSDPA mode UE receives two cells simultaneously, the serving HS-DSCH cell and the secondary serving HS-DSCH cell. The spacing of carrier frequencies of the two cells is 5 MHz.

In DC-HSUPA mode UE transmits two cells simultaneously, the Primary uplink frequency and the Secondary uplink frequency. The spacing of carrier frequencies of the two cells is 5 MHz.

In DB-DC-HSDPA mode UE receives two cells simultaneously, the serving HS-DSCH cell and the secondary serving HS-DSCH cell. The serving and secondary serving cell are on different operating bands and therefore utilize the same reference test frequencies per operating band as in single cell operation. The same test frequency ID (Low, Mid or High) is configured on both bands. The serving cell is placed on the lowest band number and the secondary serving cell is placed on the highest band number in the band combination defined in table 5.0aA of 3GPP TS 25.101 [11].

In 4C-HSDPA mode UE receives up to four cells simultaneously, the serving HS-DSCH cell and the secondary serving HS-DSCH cells. The serving cell and the secondary serving cells configuration for single band and dual band are defined in tables 5.0aB and 5.0aC of 3GPP TS 25.101 [11] respectively. The spacing of the adjacent carrier frequencies in downlink and uplink shall be 5 MHz and Mid frequency shall be used on both the bands wherever applicable. The downlink test frequencies for the different 4C-HSDPA band combinations are specified under each associated band (A and B).

NOTE: Example 4C-HSDPA band combination II-2-IV-2: The test frequencies for the Serving Cell and one of the Secondary Serving Cells are specified in subclause 5.1.1.2 for band II (Band A); and the other two Secondary Serving Cells are specified in subclause 5.1.1.4 for band IV (Band B).

5.1.1.1 FDD reference test frequencies for Operating Band I

Test Frequency ID	UARFCN	Frequency of Uplink	UARFCN	Frequency of Downlink
Low Range	9613	1922.6 MHz	10563	2112.6 MHz
Mid Range	9750	1950.0 MHz	10700	2140.0 MHz
High Range	9887	1977.4 MHz	10837	2167.4 MHz

For DC-HSDPA mode:

Test Frequency ID	HS-DSCH Cell	UARFCN	Frequency of Uplink	UARFCN	Frequency of Downlink
-------------------	--------------	--------	---------------------	--------	-----------------------

Low Range	Serving Cell	9613	1922.6 MHz	10563	2112.6 MHz
	Secondary Serving Cell	-	-	10588	2117.6 MHz
Mid Range	Serving Cell	9750	1950.0 MHz	10700	2140.0 MHz
	Secondary Serving Cell	-	-	10725	2145.0 MHz
High Range	Serving Cell	9887	1977.4 MHz	10837	2167.4 MHz
	Secondary Serving Cell	-	-	10812	2162.4 MHz

For DC-HSUPA mode:

Test Frequency ID	HS-DSCH Cell	UARFCN	Frequency of Uplink	UARFCN	Frequency of Downlink
Low Range	Serving Cell	9613	1922.6 MHz	10563	2112.6 MHz
	Secondary Serving Cell	9638	1927.6 MHz	10588	2117.6 MHz
Mid Range	Serving Cell	9750	1950.0 MHz	10700	2140.0 MHz
	Secondary Serving Cell	9775	1955.0 MHz	10725	2145.0 MHz
High Range	Serving Cell	9887	1977.4 MHz	10837	2167.4 MHz
	Secondary Serving Cell	9862	1972.4 MHz	10812	2162.4 MHz

For 3C/4C DC-HSDPA mode:

Applicable 3C/4C configurations: I-1-V-2, I-2-VIII-1.I-2-V-1, I-2-V-2, I-3 and I-3-VIII-1 with up to 2 uplink carriers.

NOTE See subclauses 5.1.1.5 and 5.1.1.8 for test frequencies for the associated carriers on bands V and VIII.

Test Frequency ID	HS-DSCH Cell	Applicable I-x configuration	UARFCN	Frequency of Uplink	UARFCN	Frequency of Downlink
Low Range	Serving Cell	I-1, I-2, I-3	9613	1922.6 MHz	10563	2112.6 MHz
	Secondary Serving Cell	I-2, I-3	9638	1927.6 MHz	10588	2117.6 MHz
	Secondary Serving Cell	I-3	-	-	10613	2122.6 MHz
Mid Range	Serving Cell	I-1, I-2, I-3	9750	1950.0 MHz	10700	2140.0 MHz
	Secondary Serving Cell	I-2, I-3	9775	1955.0 MHz	10725	2145.0 MHz
	Secondary Serving Cell	I-3	-	-	10750	2150.0 MHz
High Range	Serving Cell	I-1, I-2, I-3	9887	1977.4 MHz	10837	2167.4 MHz
	Secondary Serving Cell	I-2, I-3	9862	1972.4 MHz	10812	2162.4 MHz
	Secondary Serving Cell	I-3	-	-	10787	2157.4 MHz

5.1.1.2 FDD reference test frequencies for Operating Band II

Test Frequency ID	UARFCN	Frequency of Uplink	UARFCN	Frequency of Downlink
Low Range	9263	1852.6 MHz	9663	1932.6 MHz
Mid Range	9400	1880.0 MHz	9800	1960.0 MHz
High Range	9537	1907.4 MHz	9937	1987.4 MHz

For DC-HSDPA mode:

Test Frequency ID	HS-DSCH Cell	UARFCN	Frequency of Uplink	UARFCN	Frequency of Downlink
Low Range	Serving Cell	9263	1852.6 MHz	9663	1932.6 MHz
	Secondary Serving Cell	-	-	9688	1937.6 MHz
Mid Range	Serving Cell	9400	1880.0 MHz	9800	1960.0 MHz
	Secondary Serving Cell	-	-	9825	1965.0 MHz
High Range	Serving Cell	9537	1907.4 MHz	9937	1987.4 MHz
	Secondary Serving Cell	-	-	9912	1982.4 MHz

For DC-HSUPA mode:

Test Frequency ID	HS-DSCH Cell	UARFCN	Frequency of Uplink	UARFCN	Frequency of Downlink
Low Range	Serving Cell	9263	1852.6 MHz	9663	1932.6 MHz
	Secondary Serving Cell	9288	1857.6 Mhz	9688	1937.6 MHz
Mid Range	Serving Cell	9400	1880.0 MHz	9800	1960.0 MHz
	Secondary Serving Cell	9425	1885.0 MHz	9825	1965.0 MHz
High Range	Serving Cell	9537	1907.4 MHz	9937	1987.4 MHz
	Secondary Serving Cell	9512	1902.4 Mhz	9912	1982.4 MHz

For 3C/4C DC-HSDPA mode:

Applicable 3C/4C configurations: II-1-IV-2, II-2-IV-1 and II-2-IV-2 with up to 2 uplink carriers.

NOTE See subclause 5.1.1.4 for test frequencies for the associated carriers on band IV.

Test Frequency ID	HS-DSCH Cell	Applicable II-x configuration	UARFCN	Frequency of Uplink	UARFCN	Frequency of Downlink
Low Range	Serving Cell	II-1, II-2	9263	1852.6 MHz	9663	1932.6 MHz
	Secondary Serving Cell	II-2	9288	1857.6 Mhz	9688	1937.6 MHz
Mid Range	Serving Cell	II-1, II-2	9400	1880.0 MHz	9800	1960.0 MHz
	Secondary Serving Cell	II-2	9425	1885.0 MHz	9825	1965.0 MHz
High Range	Serving Cell	II-1, II-2	9537	1907.4 MHz	9937	1987.4 MHz
	Secondary Serving Cell	II-2	9512	1902.4 Mhz	9912	1982.4 MHz

5.1.1.3 FDD reference test frequencies for Operating Band III

Test Frequency ID	UARFCN	Frequency of Uplink	UARFCN	Frequency of Downlink
Low Range	938	1712.6 MHz	1163	1807.6 MHz
Mid Range	1112	1747.4 MHz	1337	1842.4 MHz
High Range	1287	1782.4 MHz	1512	1877.4 MHz

For DC-HSDPA mode:

Test Frequency ID	HS-DSCH Cell	UARFCN	Frequency of Uplink	UARFCN	Frequency of Downlink
Low Range	Serving Cell	938	1712.6 MHz	1163	1807.6 MHz
	Secondary Serving Cell	-	-	1188	1812.6 MHz
Mid Range	Serving Cell	1112	1747.4 MHz	1337	1842.4 MHz
	Secondary Serving Cell	-	-	1362	1847.4 MHz
High Range	Serving Cell	1287	1782.4 MHz	1512	1877.4 MHz
	Secondary Serving Cell	-	-	1487	1872.4 MHz

For DC-HSUPA mode:

Test Frequency ID	HS-DSCH Cell	UARFCN	Frequency of Uplink	UARFCN	Frequency of Downlink
Low Range	Serving Cell	938	1712.6 MHz	1163	1807.6 MHz
	Secondary Serving Cell	963	1717.6 MHz	1188	1812.6 MHz
Mid Range	Serving Cell	1112	1747.4 MHz	1337	1842.4 MHz
	Secondary Serving Cell	1137	1752.4 MHz	1362	1847.4 MHz
High Range	Serving Cell	1287	1782.4 MHz	1512	1877.4 MHz
	Secondary Serving Cell	1262	1777.4 MHz	1487	1872.4 MHz

5.1.1.4 FDD reference test frequencies for Operating Band IV

Test Frequency ID	UARFCN	Frequency of Uplink	UARFCN	Frequency of Downlink
-------------------	--------	---------------------	--------	-----------------------

Low Range	1313	1712.6 MHz	1538	2112.6 MHz
Mid Range	1450	1740.0 MHz	1675	2140.0 MHz
High Range	1512	1752.4 MHz	1737	2152.4 MHz

For DC-HSDPA mode:

Test Frequency ID	HS-DSCH Cell	UARFCN	Frequency of Uplink	UARFCN	Frequency of Downlink
Low Range	Serving Cell	1313	1712.6 MHz	1538	2112.6 MHz
	Secondary Serving Cell	-	-	1563	2117.6 MHz
Mid Range	Serving Cell	1450	1740.0 MHz	1675	2140.0 MHz
	Secondary Serving Cell	-	-	1700	2145.0 MHz
High Range	Serving Cell	1512	1752.4 MHz	1737	2152.4 MHz
	Secondary Serving Cell	-	-	1712	2147.4 MHz

For DC-HSUPA mode:

Test Frequency ID	HS-DSCH Cell	UARFCN	Frequency of Uplink	UARFCN	Frequency of Downlink
Low Range	Serving Cell	1313	1712.6 MHz	1538	2112.6 MHz
	Secondary Serving Cell	1338	1717.6 MHz	1563	2117.6 MHz
Mid Range	Serving Cell	1450	1740.0 MHz	1675	2140.0 MHz
	Secondary Serving Cell	1475	1745.0 MHz	1700	2145.0 MHz
High Range	Serving Cell	1512	1752.4 MHz	1737	2152.4 MHz
	Secondary Serving Cell	1487	1747.4 MHz	1712	2147.4 MHz

For 3C/4C DC-HSDPA mode:

Applicable 3C/4C configurations: II-1-IV-2, II-2-IV-1 and II-2-IV-2 with up to 2 uplink carriers.

NOTE See subclause 5.1.1.2 for test frequencies for the associated carriers on band II.

Test Frequency ID	HS-DSCH Cell	Applicable IV-x configuration	UARFCN	Frequency of Uplink	UARFCN	Frequency of Downlink
Low Range	Secondary Serving Cell	IV-1, IV-2	-	-	1538	2112.6 MHz
	Secondary Serving Cell	IV-2	-	-	1563	2117.6 MHz
Mid Range	Secondary Serving Cell	IV-1, IV-2	-	-	1675	2140.0 MHz
	Secondary Serving Cell	IV-2	-	-	1700	2145.0 MHz
High Range	Secondary Serving Cell	IV-1, IV-2	-	-	1737	2152.4 MHz
	Secondary Serving Cell	IV-2	-	-	1712	2147.4 MHz

5.1.1.5 FDD reference test frequencies for Operating Band V

Test Frequency ID	UARFCN	Frequency of Uplink	UARFCN	Frequency of Downlink
Low Range	4133	826.6 MHz	4358	871.6 MHz
Mid Range	4175	835.0 MHz	4400	880.0 MHz
High Range	4232	846.4 MHz	4457	891.4 MHz

For DC-HSDPA mode:

Test Frequency ID	HS-DSCH Cell	UARFCN	Frequency of Uplink	UARFCN	Frequency of Downlink
Low Range	Serving Cell	4133	826.6 MHz	4358	871.6 MHz
	Secondary Serving Cell	-	-	4383	876.6 MHz
Mid Range	Serving Cell	4175	835.0 MHz	4400	880.0 MHz
	Secondary Serving Cell	-	-	4425	885.0 MHz
High Range	Serving Cell	4232	846.4 MHz	4457	891.4 MHz

	Secondary Serving Cell	-	-	4432	886.4 MHz
--	------------------------	---	---	------	-----------

For DC-HSUPA mode:

Test Frequency ID	HS-DSCH Cell	UARFCN	Frequency of Uplink	UARFCN	Frequency of Downlink
Low Range	Serving Cell	4133	826.6 MHz	4358	871.6 MHz
	Secondary Serving Cell	4158	831.6 MHz	4383	876.6 MHz
Mid Range	Serving Cell	4175	835.0 MHz	4400	880.0 MHz
	Secondary Serving Cell	4200	840.0 MHz	4425	885.0 MHz
High Range	Serving Cell	4232	846.4 MHz	4457	891.4 MHz
	Secondary Serving Cell	4207	841.4 MHz	4432	886.4 MHz

For 3C/4C DC-HSDPA mode:

Applicable 3C/4C configurations: I-1-V-2, I-2-V-1 and I-2-V-2 with up to 2 uplink carriers.

NOTE See subclause 5.1.1.1 for test frequencies for the associated carriers on band I.

Test Frequency ID	HS-DSCH Cell	Applicable V-x configuration	UARFCN	Frequency of Uplink	UARFCN	Frequency of Downlink
Low Range	Secondary Serving Cell	V-1, V-2	-	-	4358	871.6 MHz
	Secondary Serving Cell	V-2	-	-	4383	876.6 MHz
Mid Range	Secondary Serving Cell	V-1, V-2	-	-	4400	880.0 MHz
	Secondary Serving Cell	V-2	-	-	4425	885.0 MHz
High Range	Secondary Serving Cell	V-1, V-2	-	-	4457	891.4 MHz
	Secondary Serving Cell	V-2	-	-	4432	886.4 MHz

5.1.1.6 FDD reference test frequencies for Operating Band VI

Test Frequency ID	UARFCN	Frequency of Uplink	UARFCN	Frequency of Downlink
Low Range	812	832.5 MHz	1037	877.5 MHz
Mid Range	4175	835.0 MHz	4400	880.0 MHz
High Range	837	837.5 MHz	1062	882.5 MHz

For DC-HSDPA mode:

Test Frequency ID	HS-DSCH Cell	UARFCN	Frequency of Uplink	UARFCN	Frequency of Downlink
Low Range	Serving Cell	-	-	-	-
	Secondary Serving Cell	-	-	-	-
Mid Range	Serving Cell	812	832.5 MHz	1037	877.5 MHz
	Secondary Serving Cell	-	-	1062	882.5 MHz
High Range	Serving Cell	-	-	-	-
	Secondary Serving Cell	-	-	-	-

For DC-HSUPA mode:

Test Frequency ID	HS-DSCH Cell	UARFCN	Frequency of Uplink	UARFCN	Frequency of Downlink
Low Range	Serving Cell	-	-	-	-
	Secondary Serving Cell	-	-	-	-
Mid Range	Serving Cell	812	832.5 MHz	1037	877.5 MHz
	Secondary Serving Cell	837	837.5 MHz	1062	882.5 MHz
High Range	Serving Cell	-	-	-	-
	Secondary Serving Cell	-	-	-	-

NOTE 1: For Band VI testing, the Mobile Country Code shall be set to (MCC = '442/443').

NOTE 2: In DC-HSDPA mode and in DC-HUDPA mode only Mid Range frequencies are specified since the available downlink bandwidth is only 10 MHz at Band VI and hence the specified Mid Range frequencies already cover the whole available downlink bandwidth.

5.1.1.7 FDD reference test frequencies for Operating Band VII

Test Frequency ID	UARFCN	Frequency of Uplink	UARFCN	Frequency of Downlink
Low Range	2013	2502.6 MHz	2238	2622.6 MHz
Mid Range	2175	2535.0 MHz	2400	2655.0 MHz
High Range	2337	2567.4 MHz	2562	2687.4 MHz

For DC-HSDPA mode:

Test Frequency ID	HS-DSCH Cell	UARFCN	Frequency of Uplink	UARFCN	Frequency of Downlink
Low Range	Serving Cell	2013	2502.6 MHz	2238	2622.6 MHz
	Secondary Serving Cell	-	-	2263	2627.6 MHz
Mid Range	Serving Cell	2175	2535.0 MHz	2400	2655.0 MHz
	Secondary Serving Cell	-	-	2425	2660.0 MHz
High Range	Serving Cell	2337	2567.4 MHz	2562	2687.4 MHz
	Secondary Serving Cell	-	-	2537	2682.4 MHz

For DC-HSUPA mode:

Test Frequency ID	HS-DSCH Cell	UARFCN	Frequency of Uplink	UARFCN	Frequency of Downlink
Low Range	Serving Cell	2013	2502.6 MHz	2238	2622.6 MHz
	Secondary Serving Cell	2038	2507.6 MHz	2263	2627.6 MHz
Mid Range	Serving Cell	2175	2535.0 MHz	2400	2655.0 MHz
	Secondary Serving Cell	2200	2540.0 MHz	2425	2660.0 MHz
High Range	Serving Cell	2337	2567.4 MHz	2562	2687.4 MHz
	Secondary Serving Cell	2312	2562.4 MHz	2537	2682.4 MHz

5.1.1.8 FDD reference test frequencies for Operating Band VIII

Test Frequency ID	UARFCN	Frequency of Uplink	UARFCN	Frequency of Downlink
Low Range	2713	882.6 MHz	2938	927.6 MHz
Mid Range	2788	897.6 MHz	3013	942.6 MHz
High Range	2862	912.4 MHz	3087	957.4 MHz

For DC-HSDPA mode:

Test Frequency ID	HS-DSCH Cell	UARFCN	Frequency of Uplink	UARFCN	Frequency of Downlink
Low Range	Serving Cell	2713	882.6 MHz	2938	927.6 MHz
	Secondary Serving Cell	-	-	2963	932.6 MHz
Mid Range	Serving Cell	2788	897.6 MHz	3013	942.6 MHz
	Secondary Serving Cell	-	-	3038	947.6 MHz
High Range	Serving Cell	2862	912.4 MHz	3087	957.4 MHz
	Secondary Serving Cell	-	-	3062	952.4 MHz

For DC-HSUPA mode:

Test Frequency ID	HS-DSCH Cell	UARFCN	Frequency of Uplink	UARFCN	Frequency of Downlink
-------------------	--------------	--------	---------------------	--------	-----------------------

Low Range	Serving Cell	2713	882.6 MHz	2938	927.6 MHz
	Secondary Serving Cell	2738	887.6 MHz	2963	932.6 MHz
Mid Range	Serving Cell	2788	897.6 MHz	3013	942.6 MHz
	Secondary Serving Cell	2813	902.6 MHz	3038	947.6 MHz
High Range	Serving Cell	2862	912.4 MHz	3087	957.4 MHz
	Secondary Serving Cell	2837	907.4 MHz	3062	952.4 MHz

For 3C/4C DC-HSDPA mode:

Applicable 3C/4C configurations: I-2-VIII-1 and I-3-VIII-1 with up to 1 uplink carrier.

NOTE See subclause 5.1.1.1 for test frequencies for the associated carriers on band I.

Test Frequency ID	HS-DSCH Cell	Applicable VIII-x configuration	UARFCN	Frequency of Uplink	UARFCN	Frequency of Downlink
Low Range	Secondary Serving Cell	VIII-1	-	-	2938	927.6 MHz
Mid Range	Secondary Serving Cell	VIII-1	-	-	3013	942.6 MHz
High Range	Secondary Serving Cell	VIII-1	-	-	3087	957.4 MHz

5.1.1.9 FDD reference test frequencies for Operating Band IX

Test Frequency ID	UARFCN	Frequency of Uplink	UARFCN	Frequency of Downlink
Low Range	8 762	1752.4 MHz	9 237	1847.4 MHz
Mid Range	8 837	1767.4MHz	9 312	1862.4 MHz
High Range	8 912	1782.4 MHz	9 387	1877.4 MHz

For DC-HSDPA mode:

Test Frequency ID	HS-DSCH Cell	UARFCN	Frequency of Uplink	UARFCN	Frequency of Downlink
Low Range	Serving Cell	8762	1752.4 MHz	9237	1847.4 MHz
	Secondary Serving Cell	-	-	9262	1852.4 MHz
Mid Range	Serving Cell	8837	1767.4MHz	9312	1862.4 MHz
	Secondary Serving Cell	-	-	9337	1867.4 MHz
High Range	Serving Cell	8 912	1782.4 MHz	9387	1877.4 MHz
	Secondary Serving Cell	-	-	9362	1872.4 MHz

For DC-HSUPA mode:

Test Frequency ID	HS-DSCH Cell	UARFCN	Frequency of Uplink	UARFCN	Frequency of Downlink
Low Range	Serving Cell	8762	1752.4 MHz	9237	1847.4 MHz
	Secondary Serving Cell	8787	1757.4 MHz	9262	1852.4 MHz
Mid Range	Serving Cell	8837	1767.4MHz	9312	1862.4 MHz
	Secondary Serving Cell	8862	1772.4MHz	9337	1867.4 MHz
High Range	Serving Cell	8912	1782.4 MHz	9387	1877.4 MHz
	Secondary Serving Cell	8887	1777.4 MHz	9362	1872.4 MHz

NOTE 1: For Band IX testing, the Mobile Country Code shall be set to (MCC = '442/443').

5.1.1.10 FDD reference test frequencies for Operating Band X

Test Frequency ID	UARFCN	Frequency of Uplink	UARFCN	Frequency of Downlink
Low Range	2888	1712.6 MHz	3113	2112.6 MHz
Mid Range	3025	1740.0 MHz	3250	2140.0 MHz
High Range	3162	1767.4 MHz	3387	2167.4 MHz

For DC-HSDPA mode:

Test Frequency ID	HS-DSCH Cell	UARFCN	Frequency of Uplink	UARFCN	Frequency of Downlink
Low Range	Serving Cell	2888	1712.6 MHz	3113	2112.6 MHz
	Secondary Serving Cell	-	-	3138	2117.6 MHz
Mid Range	Serving Cell	3025	1740.0 MHz	3250	2140.0 MHz
	Secondary Serving Cell	-	-	3275	2145.0 MHz
High Range	Serving Cell	3162	1767.4 MHz	3387	2167.4 MHz
	Secondary Serving Cell	-	-	3362	2162.4 MHz

For DC-HSUPA mode:

Test Frequency ID	HS-DSCH Cell	UARFCN	Frequency of Uplink	UARFCN	Frequency of Downlink
Low Range	Serving Cell	2888	1712.6 MHz	3113	2112.6 MHz
	Secondary Serving Cell	2913	1717.6 MHz	3138	2117.6 MHz
Mid Range	Serving Cell	3025	1740.0 MHz	3250	2140.0 MHz
	Secondary Serving Cell	3050	1745.0 MHz	3275	2145.0 MHz
High Range	Serving Cell	3162	1767.4 MHz	3387	2167.4 MHz
	Secondary Serving Cell	3137	1762.4 MHz	3362	2162.4 MHz

5.1.1.11 FDD reference test frequencies for Operating Band XI

Test Frequency ID	UARFCN	Frequency of Uplink	UARFCN	Frequency of Downlink
Low Range	3487	1430.4 MHz	3712	1478.4 MHz
Mid Range	3525	1438.0 MHz	3750	1486.0 MHz
High Range	3562	1445.4 MHz	3787	1493.4 MHz

For DC-HSDPA mode:

Test Frequency ID	HS-DSCH Cell	UARFCN	Frequency of Uplink	UARFCN	Frequency of Downlink
Low Range	Serving Cell	3487	1430.4 MHz	3712	1478.4 MHz
	Secondary Serving Cell	-	-	3737	1483.4 MHz
Mid Range	Serving Cell	3525	1438.0 MHz	3750	1486.0 MHz
	Secondary Serving Cell	-	-	3775	1491.0 MHz
High Range	Serving Cell	3562	1445.4 MHz	3787	1493.4 MHz
	Secondary Serving Cell	-	-	3762	1488.4 MHz

For DC-HSUPA mode:

Test Frequency ID	HS-DSCH Cell	UARFCN	Frequency of Uplink	UARFCN	Frequency of Downlink
Low Range	Serving Cell	3487	1430.4 MHz	3712	1478.4 MHz
	Secondary Serving Cell	3512	1435.4 MHz	3737	1483.4 MHz
Mid Range	Serving Cell	3525	1438.0 MHz	3750	1486.0 MHz
	Secondary Serving Cell	3550	1443.0 MHz	3775	1491.0 MHz
High Range	Serving Cell	3562	1445.4 MHz	3787	1493.4 MHz
	Secondary Serving Cell	3537	1440.4 MHz	3762	1488.4 MHz

5.1.1.12 FDD reference test frequencies for Operating Band XII

Test Frequency ID	UARFCN	Frequency of Uplink	UARFCN	Frequency of Downlink
Low Range	3618	701.6 MHz	3843	731.6 MHz
Mid Range	3645	707.0 MHz	3870	737.0 MHz

High Range	3677	713.4 MHz	3902	743.4 MHz
------------	------	-----------	------	-----------

For DC-HSDPA mode:

Test Frequency ID	HS-DSCH Cell	UARFCN	Frequency of Uplink	UARFCN	Frequency of Downlink
Low Range	Serving Cell	3618	701.6 MHz	3843	731.6 MHz
	Secondary Serving Cell	-	-	3868	736.6 MHz
Mid Range	Serving Cell	3652	708.4 MHz	3877	738.4 MHz
	Secondary Serving Cell	-	-	3902	743.4 MHz
High Range	Serving Cell	-	-	-	-
	Secondary Serving Cell	-	-	-	-

For DC-HSUPA mode:

Test Frequency ID	HS-DSCH Cell	UARFCN	Frequency of Uplink	UARFCN	Frequency of Downlink
Low Range	Serving Cell	3618	701.6 MHz	3843	731.6 MHz
	Secondary Serving Cell	3643	706.6 MHz	3868	736.6 MHz
Mid Range	Serving Cell	3652	708.4 MHz	3877	738.4 MHz
	Secondary Serving Cell	3677	713.4 MHz	3902	743.4 MHz
High Range	Serving Cell	-	-	-	-
	Secondary Serving Cell	-	-	-	-

NOTE: In DC-HSDPA mode and in DC-HSUPA mode only Low Range and Mid Range frequencies are specified since the available downlink bandwidth is only 18 MHz at Band XII and hence the specified Low Range and Mid Range frequencies already cover the whole available downlink bandwidth.

5.1.1.13 FDD reference test frequencies for Operating Band XIII

Test Frequency ID	UARFCN	Frequency of Uplink	UARFCN	Frequency of Downlink
Low Range	3793	779.6 MHz	4018	748.6 MHz
Mid Range	3805	782.0 MHz	4030	751.0 MHz
High Range	3817	784.4 MHz	4042	753.4 MHz

For DC-HSDPA mode:

Test Frequency ID	HS-DSCH Cell	UARFCN	Frequency of Uplink	UARFCN	Frequency of Downlink
Low Range	Serving Cell	-	-	-	-
	Secondary Serving Cell	-	-	-	-
Mid Range	Serving Cell	3842	779.5 MHz	4067	748.5 MHz
	Secondary Serving Cell	-	-	4092	753.5 MHz
High Range	Serving Cell	-	-	-	-
	Secondary Serving Cell	-	-	-	-

For DC-HSUPA mode:

Test Frequency ID	HS-DSCH Cell	UARFCN	Frequency of Uplink	UARFCN	Frequency of Downlink
Low Range	Serving Cell	-	-	-	-
	Secondary Serving Cell	-	-	-	-
Mid Range	Serving Cell	3842	779.5 MHz	4067	748.5 MHz
	Secondary Serving Cell	3867	784.5 MHz	4092	753.5 MHz
High Range	Serving Cell	-	-	-	-

Secondary Serving Cell	-	-	-	-
------------------------	---	---	---	---

NOTE: In DC-HSDPA mode and in DC-HSUPA mode only Mid Range frequencies are specified since the available downlink bandwidth is only 10 MHz at Band XIII and hence the specified Mid Range frequencies already cover the whole available downlink bandwidth.

5.1.1.14 FDD reference test frequencies for Operating Band XIV

Test Frequency ID	UARFCN	Frequency of Uplink	UARFCN	Frequency of Downlink
Low Range	3893	790.6 MHz	4118	760.6 MHz
Mid Range	3905	793.0 MHz	4130	763.0 MHz
High Range	3917	795.4 MHz	4142	765.4 MHz

For DC-HSDPA mode:

Test Frequency ID	HS-DSCH Cell	UARFCN	Frequency of Uplink	UARFCN	Frequency of Downlink
Low Range	Serving Cell	-	-	-	-
	Secondary Serving Cell	-	-	-	-
Mid Range	Serving Cell	3942	790.5 MHz	4167	760.5 MHz
	Secondary Serving Cell	-	-	4192	765.5 MHz
High Range	Serving Cell	-	-	-	-
	Secondary Serving Cell	-	-	-	-

For DC-HSUPA mode:

Test Frequency ID	HS-DSCH Cell	UARFCN	Frequency of Uplink	UARFCN	Frequency of Downlink
Low Range	Serving Cell	-	-	-	-
	Secondary Serving Cell	-	-	-	-
Mid Range	Serving Cell	3942	790.5 MHz	4167	760.5 MHz
	Secondary Serving Cell	3967	795.5 MHz	4192	765.5 MHz
High Range	Serving Cell	-	-	-	-
	Secondary Serving Cell	-	-	-	-

NOTE: In DC-HSDPA mode and in DC-HSUPA mode only Mid Range frequencies are specified since the available downlink bandwidth is only 10 MHz at Band XIV and hence the specified Mid Range frequencies already cover the whole available downlink bandwidth.

5.1.1.15 FDD reference test frequencies for Operating Band XV

FFS

5.1.1.16 FDD reference test frequencies for Operating Band XVI

FFS

5.1.1.17 FDD reference test frequencies for Operating Band XVII

FFS

5.1.1.18 FDD reference test frequencies for Operating Band XVIII

FFS

5.1.1.19 FDD reference test frequencies for Operating Band XIX

Test Frequency ID	UARFCN	Frequency of Uplink	UARFCN	Frequency of Downlink
Low Range	387	832.5 MHz	787	877.5 MHz

Mid Range	412	837.5 MHz	812	882.5 MHz
High Range	437	842.5 MHz	837	887.5 MHz

For DC-HSDPA mode:

Test Frequency ID	HS-DSCH Cell	UARFCN	Frequency of Uplink	UARFCN	Frequency of Downlink
Low Range	Serving Cell	387	832.5 MHz	787	877.5 MHz
	Secondary Serving Cell	-	-	812	882.5 MHz
Mid Range	Serving Cell	412	837.5 MHz	812	882.5 MHz
	Secondary Serving Cell	-	-	837	887.5 MHz
High Range	Serving Cell	-	-	-	-
	Secondary Serving Cell	-	-	-	-

For DC-HSUPA mode:

Test Frequency ID	HS-DSCH Cell	UARFCN	Frequency of Uplink	UARFCN	Frequency of Downlink
Low Range	Serving Cell	387	832.5 MHz	787	877.5 MHz
	Secondary Serving Cell	412	837.5 MHz	812	882.5 MHz
Mid Range	Serving Cell	412	837.5 MHz	812	882.5 MHz
	Secondary Serving Cell	437	842.5 MHz	837	887.5 MHz
High Range	Serving Cell	-	-	-	-
	Secondary Serving Cell	-	-	-	-

NOTE: In DC-HSDPA mode and in DC-HSUPA mode only Low Range and Mid Range frequencies are specified since the available downlink bandwidth is only 15 MHz at Band XIX and hence the specified Low Range and Mid Range frequencies already cover the whole available downlink bandwidth.

5.1.1.20 FDD reference test frequencies for Operating Band XX

Test Frequency ID	UARFCN	Frequency of Uplink	UARFCN	Frequency of Downlink
Low Range	4288	834.6 MHz	4513	793.6 MHz
Mid Range	4350	847.0 MHz	4575	806.0 MHz
High Range	4412	859.4 MHz	4637	818.4 MHz

For DC-HSDPA mode:

Test Frequency ID	HS-DSCH Cell	UARFCN	Frequency of Uplink	UARFCN	Frequency of Downlink
Low Range	Serving Cell	4288	834.6 MHz	4513	793.6 MHz
	Secondary Serving Cell	-	-	4538	798.6 MHz
Mid Range	Serving Cell	4338	844.6 MHz	4563	803.6 MHz
	Secondary Serving Cell	-	-	4588	808.6 MHz
High Range	Serving Cell	4412	859.4 MHz	4637	818.4 MHz
	Secondary Serving Cell	-	-	4612	813.4 MHz

For DC-HSUPA mode:

Test Frequency ID	HS-DSCH Cell	UARFCN	Frequency of Uplink	UARFCN	Frequency of Downlink
Low Range	Serving Cell	4288	834.6 MHz	4513	793.6 MHz
	Secondary Serving Cell	4313	839.6 MHz	4538	798.6 MHz
Mid Range	Serving Cell	4338	844.6 MHz	4563	803.6 MHz
	Secondary Serving Cell	4363	849.6 MHz	4588	808.6 MHz
High Range	Serving Cell	4412	859.4 MHz	4637	818.4 MHz

	Secondary Serving Cell	4387	854.4 MHz	4612	813.4 MHz
--	------------------------	------	-----------	------	-----------

5.1.1.21 FDD reference test frequencies for Operating Band XXI

Test Frequency ID	UARFCN	Frequency of Uplink	UARFCN	Frequency of Downlink
Low Range	462	1450.4 MHz	862	1498.4 MHz
Mid Range	487	1455.4 MHz	887	1503.4 MHz
High Range	512	1460.4 MHz	912	1508.4 MHz

For DC-HSDPA mode:

Test Frequency ID	HS-DSCH Cell	UARFCN	Frequency of Uplink	UARFCN	Frequency of Downlink
Low Range	Serving Cell	462	1450.4 MHz	862	1498.4 MHz
	Secondary Serving Cell	-	-	887	1503.4 MHz
Mid Range	Serving Cell	487	1455.4 MHz	887	1503.4 MHz
	Secondary Serving Cell	-	-	912	1508.4 MHz
High Range	Serving Cell	-	-	-	-
	Secondary Serving Cell	-	-	-	-

For DC-HSUPA mode:

Test Frequency ID	HS-DSCH Cell	UARFCN	Frequency of Uplink	UARFCN	Frequency of Downlink
Low Range	Serving Cell	462	1450.4 MHz	862	1498.4 MHz
	Secondary Serving Cell	487	1455.4 MHz	887	1503.4 MHz
Mid Range	Serving Cell	487	1455.4 MHz	887	1503.4 MHz
	Secondary Serving Cell	512	1460.4 MHz	912	1508.4 MHz
High Range	Serving Cell	-	-	-	-
	Secondary Serving Cell	-	-	-	-

NOTE: In DC-HSDPA mode and in DC-HSUPA mode only Low Range and Mid Range frequencies are specified since the available downlink bandwidth is only 15 MHz at Band XXI and hence the specified Low Range and Mid Range frequencies already cover the whole available downlink bandwidth.

5.1.1.22 FDD reference test frequencies for Operating Band XXII

Test Frequency ID	UARFCN	Frequency of Uplink	UARFCN	Frequency of Downlink
Low Range	4438	3412.6 MHz	4663	3512.6 MHz
Mid Range	4625	3450.0 MHz	4850	3550.0 MHz
High Range	4812	3487.4 MHz	5037	3587.4 MHz

For DC-HSDPA mode:

Test Frequency ID	HS-DSCH Cell	UARFCN	Frequency of Uplink	UARFCN	Frequency of Downlink
Low Range	Serving Cell	4438	3412.6 MHz	4663	3512.6 MHz
	Secondary Serving Cell	-	-	4688	3517.6 MHz
Mid Range	Serving Cell	4625	3450.0 MHz	4850	3550.0 MHz
	Secondary Serving Cell	-	-	4875	3555.0 MHz
High Range	Serving Cell	4812	3487.4 MHz	5037	3587.4 MHz
	Secondary Serving Cell	-	-	5012	3582.4 MHz

For DC-HSUPA mode:

Test Frequency ID	HS-DSCH Cell	UARFCN	Frequency of Uplink	UARFCN	Frequency of Downlink
Low Range	Serving Cell	4438	3412.6 MHz	4663	3512.6 MHz
	Secondary Serving Cell	4463	3417.6 MHz	4688	3517.6 MHz
Mid Range	Serving Cell	4625	3450.0 MHz	4850	3550.0 MHz
	Secondary Serving Cell	4650	3455.0 MHz	4875	3555.0 MHz
High Range	Serving Cell	4812	3487.4 MHz	5037	3587.4 MHz
	Secondary Serving Cell	4787	3482.4 MHz	5012	3582.4 MHz

5.1.1.23 FDD reference test frequencies for Operating Band XXIII

FFS

5.1.1.24 FDD reference test frequencies for Operating Band XXIV

FFS

5.1.1.25 FDD reference test frequencies for Operating Band XXV

Test Frequency ID	UARFCN	Frequency of Uplink	UARFCN	Frequency of Downlink
Low Range	4888	1852.6 MHz	5113	1932.6 MHz
Mid Range	5037	1882.4 MHz	5262	1962.4 MHz
High Range	5187	1912.4 MHz	5412	1992.4 MHz

For DC-HSDPA mode:

Test Frequency ID	HS-DSCH Cell	UARFCN	Frequency of Uplink	UARFCN	Frequency of Downlink
Low Range	Serving Cell	4888	1852.6 MHz	5113	1932.6 MHz
	Secondary Serving Cell	-	-	5138	1937.6 MHz
Mid Range	Serving Cell	5037	1882.4 MHz	5262	1962.4 MHz
	Secondary Serving Cell	-	-	5287	1967.4 MHz
High Range	Serving Cell	5187	1912.4 MHz	5412	1992.4 MHz
	Secondary Serving Cell	-	-	5387	1987.4 MHz

For DC-HSUPA mode:

Test Frequency ID	HS-DSCH Cell	UARFCN	Frequency of Uplink	UARFCN	Frequency of Downlink
Low Range	Serving Cell	4888	1852.6	5113	1932.6
	Secondary Serving Cell	4913	1857,6	5138	1937.6
Mid Range	Serving Cell	5037	1882.4	5262	1962.4
	Secondary Serving Cell	5062	1887,4	5287	1967.4
High Range	Serving Cell	5187	1912.4	5412	1992.4
	Secondary Serving Cell	5162	1907,4	5387	1987.4

5.1.1.26 FDD reference test frequencies for Operating Band XXVI

Test Frequency ID	UARFCN	Frequency of Uplink	UARFCN	Frequency of Downlink
Low Range	5538	816.6 MHz	5763	861.6 MHz
Mid Range	5612	831.4 MHz	5837	876.4 MHz
High Range	5687	846.4 MHz	5912	891.4 MHz

For DC-HSDPA mode:

Test Frequency ID	HS-DSCH Cell	UARFCN	Frequency of Uplink	UARFCN	Frequency of Downlink
Low Range	Serving Cell	5538	816.6 MHz	5763	861.6 MHz
	Secondary Serving Cell	-	-	5788	866.6 MHz
Mid Range	Serving Cell	5612	831.4 MHz	5837	876.4 MHz
	Secondary Serving Cell	-	-	5862	881.4 MHz
High Range	Serving Cell	5687	846.4 MHz	5912	891.4 MHz
	Secondary Serving Cell	-	-	5887	886.4 MHz

For DC-HSUPA mode

Test Frequency ID	HS-DSCH Cell	UARFCN	Frequency of Uplink	UARFCN	Frequency of Downlink
Low Range	Serving Cell	5538	816.6 MHz	5763	861.6 MHz
	Secondary Serving Cell	5563	821.6 MHz	5788	866.6 MHz
Mid Range	Serving Cell	5612	831.4 MHz	5837	876.4 MHz
	Secondary Serving Cell	5637	836.4 MHz	5862	881.4 MHz
High Range	Serving Cell	5687	846.4 MHz	5912	891.4 MHz
	Secondary Serving Cell	5662	841.4 MHz	5887	886.4 MHz

5.1.2 TDD Mode Test frequencies

UTRA/TDD is designed to operate in one of three unpaired bands (3GPP TS 25.102 [12]). The reference test frequencies for the common test environment for each of the 3 operating bands are defined in the following tables:

5.1.2.1 Standard TDD reference test frequencies (3.84 Mcps option)

Test Frequency ID	Band a		Band b		Band c	
	UARFCN	Frequency (UL and DL)	UARFCN	Frequency (UL and DL)	UARFCN	Frequency (UL and DL)
Low Range	9 513	1 902.6 MHz	9 263	1 852.6 MHz	9 563	1 912.6 MHz
Mid Range	9 550	1 910 MHz	9 400	1 880 MHz	9 600	1 920 MHz
High Range	9 587	1 917.4 MHz	9 537	1 907.4 MHz	9 637	1 927.4 MHz
Low Range	10 063	2 012.6 MHz	9 663	1 932.6 MHz		
Mid Range	10 087	2 017.4 MHz	9 800	1 960 MHz		
High Range	10 112	2 022.4 MHz	9 937	1 987.4 MHz		

5.1.2.2 Standard TDD reference test frequencies (1.28 Mcps option)

Test Frequency ID	Band a		Band b		Band c	
	UARFCN	Frequency (UL and DL)	UARFCN	Frequency (UL and DL)	UARFCN	Frequency (UL and DL)
Low Range	9504	1900.8 MHz	9254	1850.8 MHz	9554	1910.8 MHz
Mid Range	9550	1910 MHz	9400	1880 MHz	9600	1920 MHz
High Range	9596	1919.2 MHz	9546	1909.2 MHz	9646	1929.2 MHz
Low Range	10054	2010.8 MHz	9654	1930.8 MHz		
Mid Range	10087	2017.4 MHz	9800	1960 MHz		
High Range	10121	2024.2 MHz	9946	1989.2 MHz		

Test Frequency ID	Band d		Band e		Band f	
	UARFCN	Frequency (UL and DL)	UARFCN	Frequency (UL and DL)	UARFCN	Frequency (UL and DL)
Low Range	12854	2570.8 MHz	11504	2300.8 MHz	9404	1880.8 MHz
Mid Range	12950	2595 MHz	11750	2350 MHz	9500	1900 MHz
High Range	13096	2619.2 MHz	11996	2399.2 MHz	9596	1919.2 MHz

Low Range						
Mid Range						
High Range						

NOTE: In China, Band a only includes 2010 - 2025 MHz for 1.28 Mcps TDD option.

5.1.2.3 Standard TDD reference test frequencies (7.68 Mcps option)

Test Frequency ID	Band a		Band b		Band c	
	UARFCN	Frequency (UL and DL)	UARFCN	Frequency (UL and DL)	UARFCN	Frequency (UL and DL)
Low Range	9 513	1 905 MHz	9 275	1 855 MHz	9 575	1 915 MHz
Mid Range	9 550	1 910 MHz	9 400	1 880 MHz	9 600	1 920 MHz
High Range	9 575	1 915 MHz	9 525	1 905 MHz	9 625	1 925 MHz
Low Range	10 075	2 015 MHz	9 675	1 935 MHz		
Mid Range	10 087	2 017.4 MHz	9 800	1 960 MHz		
High Range	10 100	2 020 MHz	9 925	1 985 MHz		

5.2 Radio conditions

There are a number of radio propagation conditions defined in 3GPP TS 34.121 [2] for FDD mode and 3GPP TS 34.122 [5] for TDD mode, which may be required for a number of tests and hence can be considered as Common Conditions for FDD mode and TDD mode respectively.

NOTE: The System Simulator is required to support at least the normal Propagation Condition; support of the other propagation conditions is optional, depending on the specific test supported by the simulator.

5.2.1 Normal propagation condition

This condition provides a connection between the System Simulator that is effectively free from Additive White Gaussian Noise, and where there are no fading or multipath effects. This condition will be used for Signalling tests.

5.2.2 Static propagation condition

See 3GPP TS 34.121 [2], annex D for FDD.

For TDD mode, the propagation for the static performance measurement is an Additive White Gaussian Noise (AWGN) environment. No fading and multi-paths exist for this propagation model.

5.2.3 Multi-path fading propagation conditions

See 3GPP TS 34.121 [2], annex D for FDD and 3GPP TS 34.122 [5], annex D for TDD.

5.2.4 Moving propagation conditions

See 3GPP TS 34.121 [2], annex D for FDD. There are no currently defined Moving propagation conditions for TDD.

5.2.5 Birth-Death propagation conditions

See 3GPP TS 34.121 [2], annex D for FDD. There are no currently defined Birth-Death propagation conditions for TDD.

5.2.6 High speed train conditions

See 3GPP TS 34.121 [2], annex D for FDD. There are no currently defined High speed train conditions for TDD.

5.3 Standard test signals

Reference 3GPP TS 25.101 [11] and 3GPP TS 25102 [12] for definitions of standard test signals.

5.4 Signal levels

The power levels given in clauses 5.4.1 and 5.4.2 apply for Signalling tests only. For RF tests power levels are given in 3GPP TS 34.121 [2], annex E for FDD and 3GPP TS 34.122 [5], annex E for TDD.

5.4.1 Downlink signal levels

The default signal levels are defined in clauses 6.1.5, 6.1.6, and 6.1.7 of this document. The SS shall be capable of setting these downlink signal levels, and any levels specifically defined in a test case within a maximum tolerance of +/- 3dB. If a test case fails due to inaccurate setting of the downlink signal levels by the SS, then the SS is adjusted in order that it provides the correct level, measured at the UE antenna, for the specific test case.

5.4.2 Uplink signal levels

The SS shall be capable of transmitting uplink TPC commands in order to meet the requirements specified in 3GPP TS 34.123-3 clause 7.3.2.2.14a.

5.5 Downlink Physical Channels Code Allocation

5.5.1 Downlink physical channels code allocation for Signalling (FDD)

5.5.1.1 Downlink physical channels code allocation for non-HSDPA test cases

Table 5.5.1.1.1 shows details of the downlink code tree for the Primary Scrambling Code, SF=16 & Code=0 used in the non-HSDPA test cases. The numbers in the Code columns indicate the code number with the respective spreading factor (SF). The Note column refers to specifications where the code allocation is defined.

Table 5.5.1.1.1: Non-HSDPA Downlink Physical Channels Code Allocation for SF=16 Code=0

Code with SF=256	Code with SF=128	Code with SF=64	Note
0: P-CPICH	0: -	0: -	TS 25.213
1: P-CCPCH			TS 25.213
2: PICH	1: -	0: -	Section 6.1.0b (SIB5)
3: AICH			Section 6.1.0b (SIB5)
4: -	2: -	1: S-CCPCH	Sections 6.1.0b, 6.1.1 & 6.1.3 (SIB5)
5: -			
6: -	3: -	1: S-CCPCH	Sections 6.1.0b, 6.1.1 & 6.1.3 (SIB5)
7: -			
8: -	4: S-CCPCH	2: S-CCPCH	Code 2: Section 6.1.3 (SIB5) Code 4: Sections 6.1.1 & 6.1.2 (SIB5) Code 5: Section 6.1.2 (SIB5) See Note.
9: -			
10: -	5: S-CCPCH	2: S-CCPCH	Code 2: Section 6.1.3 (SIB5) Code 4: Sections 6.1.1 & 6.1.2 (SIB5) Code 5: Section 6.1.2 (SIB5) See Note.
11: -			
12: -	6: S-CCPCH	3: -	Section 6.1.3 (SIB5)
13: -			
14: -	7: -	3: -	-
15: -			
Note:	The default code allocation is extracted from section 6.1.0b. The S-CCPCH channels on codes 2, 4 & 5 are defined in specific cell configurations, as per sections 6.1.1, 6.1.2 & 6.1.3. For each configuration described above, the orthogonality is respected.		

5.5.1.2 Downlink physical channels code allocation for HSDPA test cases

Table 5.5.1.2.1 shows details of the downlink code tree for the Primary Scrambling Code, SF=16 & Code=0 used in the HSDPA test cases. Table 5.5.1.2.2 shows the downlink code tree used for 64QAM HSDPA test cases. The numbers in the Code columns indicate the code number with the respective spreading factor (SF). The Note column refers to specifications where the code allocation is defined.

The HS-PDSCH channels are allocated dynamically by the SS during execution of the HSDPA test case, under the same Scrambling Code as the HS-SCCH channel, on SF=16, in the range Code=1 to Code=15.

Table 5.5.1.2.1: HSDPA Downlink Physical Channels Code Allocation for SF=16 Code=0

Code with SF=256	Code with SF=128	Code with SF=64	Note
0: P-CPICH	0: -	0: -	TS 25.213
1: P-CCPCH			TS 25.213
2: PICH	1: -		Section 6.1.0b (SIB5)
3: AICH			Section 6.1.0b (SIB5)
4: -	2: -	1: S-CCPCH	Section 6.1.0b (SIB5)
5: -	3: -		
6: -			
7: -	4: -	2: -	-
8: -			
9: -			
10: -	5: -	3: -	-
11: -			
12: -	6: -		
13: -			
14: -			
15: -	7: HS-SCCH		Section 9.1.1 RB Setup message

Table 5.5.1.2.2: HSDPA [64QAM] Downlink Physical Channels Code Allocation for SF=16 Code=0

Code with SF=256	Code with SF=128	Code with SF=64	Note
0: P-CPICH	0: -	0: -	TS 25.213
1: P-CCPCH			TS 25.213
2: PICH	1: -		Section 6.1.0b (SIB5)
3: AICH			Section 6.1.0b (SIB5)
4: -	2: -	1: S-CCPCH	Section 6.1.0b (SIB5)
5: -	3: -		
6: -			
7: -	4: HS-SCCH1	2: -	Section 9.1.1 RB Setup message, condition A17a
8: -			
9: -			
10: -	5: HS-SCCH2	3: -	Section 9.1.1 RB Setup message, condition A28 (when mimo is configured)
11: -			
12: S-CPICH	6: -		
13: DPCH-			
14: -			
15: -	7: -		

5.5.1.3 Downlink physical channels code allocation for E-DCH test cases

Table 5.5.1.3.1 shows details of the downlink code tree for the Primary Scrambling Code, SF=16 and Code=0 used in the E-DCH test cases for the case when HSDPA 64QAM is not used. Table 5.5.1.3.2 shows details of the downlink code tree for the Primary Scrambling Code, SF=16 and Code=0 used in the E-DCH test cases for the HSDPA 64QAM case. Table 5.5.1.3.3 shows in addition to Table 5.5.1.3.2 details of the downlink code trees for the Primary Scrambling Code, SF=16 and Code=1 used in the E-DCH test cases for the HSDPA 64QAM and MIMO case. The numbers in the Code columns indicate the code number with the respective spreading factor (SF). The Note column refers to specifications where the code allocation is defined.

The HS-PDSCH channels are allocated dynamically by the SS during execution of the HSDPA test case, under the same Scrambling Code as the HS-SCCH channel, on SF=16, in the range Code=1 to Code=15 when Tables 5.5.1.3.1 or 5.5.1.3.2 are used; or in the range Code=2 to Code=15 when Table 5.5.1.3.3 is used in combination with Table 5.5.1.3.2 (HSDPA with 64QAM and MIMO).

Table 5.5.1.3.1: E-DCH Downlink Physical Channels Code Allocation for SF=16 Code=0

Code with SF=256	Code with SF=128	Code with SF=64	Note
0: P-CPICH	0: -	0: -	TS 25.213
1: P-CCPCH			TS 25.213
2: PICH	1: -		Section 6.1.0b (SIB5)
3: AICH			Section 6.1.0b (SIB5)
4: -	2: -	1: S-CCPCH	Section 6.1.0b (SIB5)
5: -			
6: -			
7: -	3: -	2: -	Section 9.1.1 RB Setup message
8: -	4: E-HICH/E-RGCH		
9: -	5: -	3: -	Section 9.1.1 RB Setup message, condition A14 Section 9.1.1 RB Setup message, condition A28 (when mimo is configured.)
10: E-AGCH			
11: -			
12: F-DPCH	6: -	3: -	Section 9.1.1 RB Setup message, condition A14 Section 9.1.1 RB Setup message, condition A28 (when mimo is configured.)
13: S-CPICH			
14: -	7: HS-SCCH		
15: -			

Table 5.5.1.3.2: E-DCH Downlink Physical Channels Code Allocation for SF=16 Code=0 with HSDPA [64QAM]

Code with SF=256	Code with SF=128	Code with SF=64	Note
0: P-CPICH	0: -	0: -	TS 25.213
1: P-CCPCH			TS 25.213
2: PICH	1: -		Section 6.1.0b (SIB5)
3: AICH			Section 6.1.0b (SIB5)
4: -	2: -	1: S-CCPCH	Section 6.1.0b (SIB5)
5: -			
6: -			
7: -	3: -	2: -	Section 9.1.1 RB Setup message
8: -	4: E-HICH/E-RGCH		
9: -	5: -	3: -	Section 9.1.1 RB Setup message, condition A17c or any other condition using 64QAM
10: E-AGCH			
11: F-DPCH			
12: -	6: HS-SCCH1	3: -	Section 9.1.1 RB Setup message, condition A17c or any other condition using 64QAM
13: -			
14: -	7: HS-SCCH2		
15: -			

Table 5.5.1.3.3: E-DCH Downlink Physical Channels Code Allocation for SF=16 Code=1 with HSDPA [64QAM and MIMO]

Code with SF=256	Code with SF=128	Code with SF=64	Note
16: -	8: -	4: -	-
17: -			-
18: -	9: -		-
19: -			-
20: -	10: -	5:-	-
21: -			
22: -	11: -		
23: -			
24: -			
25: -	12: -	6: -	-
26: -			-
27: -	13: -		-
28: -			-
29: S-CPICH	14: -	7: -	Section 9.1.1 RB Setup message, condition A33 or any other condition using combination of 64QAM and MIMO.
30: -			-
31:-	15: -		-
			-

5.5.1.4 Downlink physical channels code allocation for MBMS/MBSFN test cases

Table 5.5.1.4 shows details of the downlink code tree for the Primary Scrambling Code used in the MBMS/MBSFN test cases. The numbers in the Code columns indicate the code number with the respective spreading factor (SF). The Note column refers to specifications where the code allocation is defined.

Table 5.5.1.4: MBMS/MBSFN Downlink Physical Channels Code Allocation

Code with SF=256	Code with SF=128	Code with SF=64	Code with SF=32	Code with SF=16	Code with SF=8	Note
0: P-CPICH	0: -	0: -	0: -	0: -	0: -	TS 25.213
1: P-CCPCH						TS 25.213
2: PICH	1: -	1: S-CCPCH1	1: -	1: S-CCPCH3	1: S-CCPCH3	Clause 6.1.0b (SIB5)
3: AICH						Clause 6.1.0b (SIB5)
4: -	2: -	1: S-CCPCH1	1: -	1: S-CCPCH3	1: S-CCPCH3	Clause 6.1.0b (SIB5)
5: -						
6: -	3: -	2	1: -	1: S-CCPCH3	1: S-CCPCH3	Code 1: 129.6 kbps RB for MTCH Code 2: 64.8kbps RB for MTCH
7: -						
8: MICH	4: -	2	1: -	1: S-CCPCH3	1: S-CCPCH3	Code 1: 129.6 kbps RB for MTCH Code 2: 64.8kbps RB for MTCH
9: S-CCPCH2	5: -					
10: -	6: -	3	1: -	1: S-CCPCH3	1: S-CCPCH3	Code 1: 129.6 kbps RB for MTCH Code 2: 64.8kbps RB for MTCH
11: -						
12: -	7: -	3	1: -	1: S-CCPCH3	1: S-CCPCH3	Code 1: 129.6 kbps RB for MTCH Code 2: 64.8kbps RB for MTCH
13: -						
14: -	8: -	4	2: S-CCPCH3	1: S-CCPCH3	1: S-CCPCH3	Code 1: 129.6 kbps RB for MTCH Code 2: 64.8kbps RB for MTCH
15: -						
16: -	9: -	5: -	2: S-CCPCH3	1: S-CCPCH3	1: S-CCPCH3	Code 1: 129.6 kbps RB for MTCH Code 2: 64.8kbps RB for MTCH
17: -						
18: -	10:-	5: -	2: S-CCPCH3	1: S-CCPCH3	1: S-CCPCH3	Code 1: 129.6 kbps RB for MTCH Code 2: 64.8kbps RB for MTCH
19: -						
20: -	11: -	6: -	2: S-CCPCH3	1: S-CCPCH3	1: S-CCPCH3	Code 1: 129.6 kbps RB for MTCH Code 2: 64.8kbps RB for MTCH
21: -						
22: -	12: -	7: -	3: S-CCPCH4	1: S-CCPCH3	1: S-CCPCH3	Code 1: 129.6 kbps RB for MTCH Code 2: 64.8kbps RB for MTCH
23: -						
24: -	13: -	8: -	3: S-CCPCH4	1: S-CCPCH3	1: S-CCPCH3	Code 1: 129.6 kbps RB for MTCH Code 2: 64.8kbps RB for MTCH
25: -						
26: -	14: -	9: -	3: S-CCPCH4	1: S-CCPCH3	1: S-CCPCH3	Code 1: 129.6 kbps RB for MTCH Code 2: 64.8kbps RB for MTCH
27: -						
28: -	15: -	10: -	3: S-CCPCH4	1: S-CCPCH3	1: S-CCPCH3	Code 1: 129.6 kbps RB for MTCH Code 2: 64.8kbps RB for MTCH
29: -						
30: -	16: -	11: -	4: -	2: S-CCPCH4	1: S-CCPCH3	Code 1: 129.6 kbps RB for MTCH Code 2: 64.8kbps RB for MTCH
31: -						
32: -	17: -	12: -	4: -	2: S-CCPCH4	1: S-CCPCH3	Code 1: 129.6 kbps RB for MTCH Code 2: 64.8kbps RB for MTCH
33: -						
34: -	18: -	13: -	4: -	2: S-CCPCH4	1: S-CCPCH3	Code 1: 129.6 kbps RB for MTCH Code 2: 64.8kbps RB for MTCH
35: -						
36: -	19: -	14: -	4: -	2: S-CCPCH4	1: S-CCPCH3	Code 1: 129.6 kbps RB for MTCH Code 2: 64.8kbps RB for MTCH
37: -						
38: -	20: -	15: -	5: -	2: S-CCPCH4	1: S-CCPCH3	Code 1: 129.6 kbps RB for MTCH Code 2: 64.8kbps RB for MTCH
39: -						
40: -	21: -	16: -	5: -	2: S-CCPCH4	1: S-CCPCH3	Code 1: 129.6 kbps RB for MTCH Code 2: 64.8kbps RB for MTCH
41: -						
42: -	22: -	17: -	5: -	2: S-CCPCH4	1: S-CCPCH3	Code 1: 129.6 kbps RB for MTCH Code 2: 64.8kbps RB for MTCH
43: -						
44: -	23: -	18: -	5: -	2: S-CCPCH4	1: S-CCPCH3	Code 1: 129.6 kbps RB for MTCH Code 2: 64.8kbps RB for MTCH
45: -						
46: -	24: -	19: -	6: -	3: S-CCPCH4	1: S-CCPCH3	Code 1: 129.6 kbps RB for MTCH Code 2: 64.8kbps RB for MTCH
47: -						
48: -	25: -	20: -	6: -	3: S-CCPCH4	1: S-CCPCH3	Code 1: 129.6 kbps RB for MTCH Code 2: 64.8kbps RB for MTCH
49: -						
50: -	26: -	21: -	6: -	3: S-CCPCH4	1: S-CCPCH3	Code 1: 129.6 kbps RB for MTCH Code 2: 64.8kbps RB for MTCH
51: -						
52: -	27: -	22: -	6: -	3: S-CCPCH4	1: S-CCPCH3	Code 1: 129.6 kbps RB for MTCH Code 2: 64.8kbps RB for MTCH
53: -						
54: -		23: -	6: -	3: S-CCPCH4	1: S-CCPCH3	Code 1: 129.6 kbps RB for MTCH Code 2: 64.8kbps RB for MTCH

55: -						
56: -	28: -	14: -	7: -			
57: -						
58: -	29: -					
59: -						
60: -	30: -	15: -				
61: -						
62: -	31: -					
63: -						
64: -	32: -	16: -	8: -	4: -	2: S-CCPCH4	259.2 kbps RB for MTCH
65: -						
66: -	33: -					
67: -						
68: -	34: -	17: -				
69: -						
70: -	35: -					
71: -						
72: -	36: -	18: -	9: -			
73: -						
74: -	37: -					
75: -						
76: -	38: -	19: -				
77: -						
78: -	39: -					
79: -						
80: -	40: -	20: -	10: -	5: -		
81: -						
82: -	41: -					
83: -						
84: -	42: -	21: -				
85: -						
86: -	43: -					
87: -						
88: -	44: -	22: -	11: -			
89: -						
90: -	45: -					
91: -						
92: -	46: -	23: -				
93: -						
94: -	47: -					
95: -						

5.5.2 Downlink physical channels code allocation for Signalling (TDD)

<FFS>

5.5.2.1 Downlink physical channels code allocation for Signalling (3.84 Mcps TDD IMB)

Table 5.5.2.1 shows details of the downlink code tree for the Primary Scrambling Code used in the MBSFN test cases. The numbers in the Code columns indicate the code number with the respective spreading factor (SF). The Note column refers to specifications where the code allocation is defined.

Table 5.5.2.1: MBSFN Downlink Physical Channels Code Allocation (3.84 Mcps TDD IMB)

Physical Channels	Spreading Factor	Code index	Note
P-CCPCH	256	1	TS 25.223
P-CPICH	256	0	TS 25.223
T-CPICH	16	1 to 15	TS 25.223
S-CCPCH	256	2 to 15	TS 25.223
S-CCPCH Type 2	16	1 to 15	TS 25.223
MICH	256	2 to 15	TS 25.223

5.5.2.2 Physical channels code allocation for Signalling (1.28 Mcps TDD)

Table 5.5.2.2 shows details of the physical channel code used in the test cases. The numbers in the Code columns indicate the timeslot and code number with the respective spreading factor (SF). The Note column refers to specifications where the code allocation is defined.

Table 5.5.2.2: Physical Channels Code Allocation (1.28 Mcps TDD IMB)

Physical Channels	Time slot	Spreading Factor	Code index	Note
P-CCPCH	0	16	0, 1	TS 25.223
P-RACH	1	8	7, 8	TS 25.223
FPACH	0	16	15	TS 25.223
PICH	0	16	5, 6	TS 25.223
S-CCPCH	0	16	7, 8	TS 25.223
HS-SCCH	6	16	11, 12	TS 25.223
HS-SICH	1	16	13	TS 25.223
ERUCCH	1	8	8	TS 25.223
E-AGCH	6	16	13, 14	TS 25.223
E-HICH	6	16	15	TS 25.223

5.5.3 Downlink physical channels code allocation for RF

The downlink physical channels code allocation for RF tests is defined in 3GPP TS 34.121 [2] Annex E.6.

6 Reference system configurations

This clause defines a number of Reference System Configurations which can be used for different tests.

6.1 Simulated network environments

The UE will eventually have to operate in either single mode networks (FDD or TDD), dual mode networks (FDD+TDD), or inter-RAT networks (FDD or TDD + GSM).

The following tables list the default parameters for 1 to 8 cell environments for testing.

To simplify TTCN implementation the total number of simultaneous cells in intra-frequency, inter-frequency and inter-RAT cell information lists (SIB11) have been limited to 8 (or 16 in MBMS test cases) and a specific cell numbering scheme have been defined to associate cell identifiers with type of cell.

- Cell 1, Cell 2, Cell 3, Cell 7, Cell 8 and Cell 11 are associated with FDD/TDD cells using frequency f1; Note that Cell 7 and Cell 8 can be configured on frequency f3 in some cases.
- Cell 4, Cell 5 and Cell 6 are associated with FDD/TDD cells using frequency f2;
- Cell 9 and Cell 10 are associated with GSM cells;
- Cell 21, Cell 22, Cell 23, Cell 27 and Cell 28 are associated with MBMS cells using frequency f1; Note that Cell 27 and Cell 28 can be configured on frequency f3 in some cases.
- Cell 24, Cell 25 and Cell 26 are associated with MBMS cells using frequency f2.
- Cell 31, Cell 32, Cell 37 and Cell 38 are associated with MBMS in MBSFN mode cells (clusters) using frequency f1 (FDD and TDD).
- Cell 33, Cell 34, Cell 35 and Cell 36 are associated with MBMS in MBSFN mode clusters using frequency f2. Note that Cell 36 and/or Cell 37 can be configured on frequency f3 in some cases (FDD and TDD).

Note: For the purpose of protocol conformance testing the simulation of an MBSFN cluster may be achieved with a single MBSFN cell.

For protocol testing in FDD and TDD intra- and inter-frequency cell environment Cell 1 to Cell 8 are used.

For RF and RRM in FDD and TDD intra- and inter-frequency cell environment Cell 1 to Cell 8 and Cell 11 are used.

For FDD/GSM and TDD/GSM inter-RAT cell environment Cell 1 to Cell 6, Cell 9 and Cell 10 are used.

For FDD inter-band testing the cells using frequency f1 are on one supported FDD band and the cells using frequency f2 are on a different supported FDD band. FDD inter-band testing only applies for UEs supporting multiple FDD bands simultaneously.

For MBMS testing intra- and inter-frequency cell environment Cell 21 to Cell 28 are used.

For MBSFN testing intra- and inter-frequency cell environment Cell 31 to Cell 38 are used (FDD and TDD).

In this clause, decimal values are normally used. However, sometimes a hexadecimal value, indicated by an "H", or a binary value, indicated by a "B" is used.

If a test case includes cells in a band which only exist in one country, the MCC of these cells shall be set to the MCC of this country. Also, unless this test case is simulating a inter-PLMN scenario with a foreign MCC, the MCC of all cells in the test case shall be set to the MCC of this country too.

6.1.0a Default Master Information Block and Scheduling Block messages

6.1.0a.1 Grouping SIBs for testing

Mandatory in 34.108	Used in Idle Mode	MIB, SB1, (SB2), SIB1, SIB2, SIB3, SIB5/SIB5bis, SIB7, SIB11
	Used in Connected Mode	SIB4, SIB6, SIB12

Mandatory for FDD CPCH (R99 and Rel-4 only)	SIB8, SIB9
Mandatory for FDD DRAC	SIB10
Mandatory for TDD	SIB14, SIB17
Mandatory for LCS	SIB15, SIB15.1, SIB15.2, SIB15.3
Mandatory for ANSI-41 system	SIB13, SIB13.1, SIB13.2, SIB13.3, SIB13.4
Mandatory for InterSys HO from GERAN To UTRAN	SIB16
Mandatory for Cell reselection	SIB18
Mandatory for Inter-RAT frequencies and priority information	SIB19

6.1.0a.2 SIB configurations

Currently five SIB configurations are used.

Configuration 1 is the default. It is used for the following test case scenarios:

- UTRAN/FDD only SYSTEM.
- UTRAN/FDD + GERAN SYSTEM (not involving inter-RAT handover from GERAN to UTRAN).
- UTRAN/TDD only SYSTEM.
- UTRAN/TDD + GERAN SYSTEM (not involving inter-RAT handover from GERAN to UTRAN).
- inter-RAT handover from GERAN to UTRAN test cases.

Configuration 2 is for test cases which need two S_CCPCCH or two PRACH.

Configuration 3 is for inter-RAT handover from GERAN to UTRAN test cases.

Configuration 4 is applied to MBMS test cases.

Configuration 5 is applied to MBMS MBSFN test cases.

Configuration 6 is applied to the interRAT E-UTRA - UTRA test. The UTRA SIB scheduling is referred to 36.508 [45] clause 4.4.4.2.

Configuration 7 is applied to the interRAT EUTRA - UTRA - GERAN test. The UTRA SIB scheduling is referred to 36.508 [45] clause 4.4.4.3.

Configuration 8 is applied to the test cases which need a long SIB5/SIB5bis content: for example, enhanced FACH Uplink

Configuration 1 or configuration 8	MIB, SB1, SIB1, SIB2, SIB3, SIB4, SIB5/SIB5bis, SIB6, SIB7, SIB11, SIB12, SIB18
Configuration 2	MIB, SB1, SIB1, SIB2, SIB3, SIB4, SIB5/SIB5bis, SIB7, SIB11, SIB12, SIB18
Configuration 3	MIB, SB1, SIB1, SIB2, SIB3, SIB4, SIB5/SIB5bis, SIB7, SIB11, SIB16, SIB18
Configuration 4	MIB, SB1, SIB1, SIB2, SIB3, SIB4, SIB5/SIB5bis, SIB7, SIB11, SIB11bis (empty segment), SIB16, SIB18
Configuration 5	MIB, SIB3, SIB5/SIB5bis, SIB11
Configuration 6	MIB, SB1, SIB1, SIB2, SIB3, SIB4, SIB5/SIB5bis, SIB7, SIB11, SIB12, SIB18, SIB19
Configuration 7	MIB, SB1, SIB1, SIB2, SIB3, SIB4, SIB5/SIB5bis, SIB7, SIB11, SIB16, SIB18, SIB19

6.1.0a.3 SIB default schedule

Block Type	MIB	SB1	SIB1	SIB2	SIB3	SIB4	SIB5/SIB5bis	SIB6	SIB7	SIB11	SIB12	SIB18
SIB_REP	8	16	64	64	64	64	64	64	16	64	64	64
SEG_COUNT	1	1	1	1	1	1	4	4	1	3	3	1

Frame No / SIB_POS	0	2	4	6	8	10	12	14
Block Type	MIB	SB1	SIB7	SIB6	MIB	SIB6	SIB6	SIB6
Frame No / SIB_POS	16	18	20	22	24	26	28	30
Block Type	MIB	SB1	SIB7/SIB3	SIB1/SIB2	MIB	SIB12	SIB12	SIB12
Frame No / SIB_POS	32	34	36	38	40	42	44	46
Block Type	MIB	SB1	SIB7/SIB18	SIB5/ SIB5bis	MIB	SIB5/ SIB5bis	SIB5/ SIB5bis	SIB5/ SIB5bis
Frame No / SIB_POS	48	50	52	54	56	58	60	62
Block Type	MIB	SB1	SIB7/SIB4	-	MIB	SIB11	SIB11	SIB11

The SEG_COUNT in the table specifies the maximum possible transport BCH blocks scheduled for broadcasting. The more contents a SIB has, the more transport BCH blocks are needed for broadcasting. In order to keep SIB repetition period, SIB_REP, unchanged in different test cases, each specific SIB in the individual test cases after the PER encoding shall not exceed the SEG_COUNT scheduled.

If the transport BCH blocks actually required for a SIB is less than the scheduled SEG_COUNT, the no_segment blocks shall be placed at the rest scheduled transport BCH blocks. In addition, the corresponding SEG_COUNT IE value in MIB or in SB1 shall be set to the number of transport BCH blocks actually required.

Contents of Master Information Block PLMN type is the case of GSM-MAP

<ul style="list-style-type: none"> - MIB value tag - Supported PLMN types - PLMN type <ul style="list-style-type: none"> - PLMN identity - MCC digit - MNC digit - ANSI-41 Core Network information - References to other system information blocks and scheduling blocks - References to other system information blocks <ul style="list-style-type: none"> - Scheduling information - CHOICE Value tag <ul style="list-style-type: none"> - Cell Value tag - Scheduling <ul style="list-style-type: none"> - SEG_COUNT - SIB_REP - SIB_POS - SIB_POS offset info - SIB and SB type - Scheduling information <ul style="list-style-type: none"> - CHOICE Value tag <ul style="list-style-type: none"> - PLMN Value tag - SEG_COUNT - SIB_REP - SIB_POS - SIB_POS offset info - SIB and SB type - Scheduling information <ul style="list-style-type: none"> - CHOICE Value tag <ul style="list-style-type: none"> - Cell Value tag - SEG_COUNT - SIB_REP - SIB_POS - SIB_POS offset info - SIB and SB type - Scheduling information <ul style="list-style-type: none"> - CHOICE Value tag <ul style="list-style-type: none"> - Cell Value tag - SEG_COUNT - SIB_REP - SIB_POS 	<p>A valid MIB value tag value as defined in TS 25.331 [34]</p> <p>GSM-MAP</p> <p>Set to the same Mobile Country Codes stored in the test USIM card (clause 8.3.2.2 EF IMSI(IMSI)).</p> <p>Set to the same Mobile Network Codes stored in the test USIM card (clause 8.3.2.2 EF IMSI(IMSI)).</p> <p>Not Present</p> <p>Cell Value Tag</p> <p>A valid Cell value tag value as defined in TS 25.331 [34]</p> <p>1</p> <p>16</p> <p>2</p> <p>Not Present - use default</p> <p>Scheduling Block 1</p> <p>PLMN Value tag</p> <p>A valid PLMN value tag value as defined in TS 25.331 [34]</p> <p>1</p> <p>64</p> <p>22</p> <p>Not Present - use default</p> <p>System Information Type 1</p> <p>Cell Value tag</p> <p>A valid Cell value tag value as defined in TS 25.331 [34]</p> <p>1</p> <p>64</p> <p>22</p> <p>Not Present - use default</p> <p>System Information Type 2</p> <p>Cell Value tag</p> <p>1</p> <p>1</p> <p>64</p> <p>20</p>
<ul style="list-style-type: none"> - SIB_POS offset info - SIB and SB type - Scheduling information <ul style="list-style-type: none"> - CHOICE Value tag <ul style="list-style-type: none"> - Cell Value tag - SEG_COUNT - SIB_REP - SIB_POS - SIB_POS offset info - SIB and SB type - Scheduling information <ul style="list-style-type: none"> - CHOICE Value tag <ul style="list-style-type: none"> - Cell Value tag - SEG_COUNT - SIB_REP - SIB_POS - SIB_POS offset info <ul style="list-style-type: none"> - SIB_OFF - SIB_OFF - SIB_OFF - SIB and SB type 	<p>Not Present - use default</p> <p>System Information Type 3</p> <p>Cell Value tag</p> <p>A valid Cell value tag value as defined in TS 25.331 [34]</p> <p>1</p> <p>64</p> <p>52</p> <p>Not Present - use default</p> <p>System Information Type 4</p> <p>Cell Value tag</p> <p>A valid Cell value tag value as defined in TS 25.331 [34]</p> <p>4</p> <p>64</p> <p>38</p> <p>4</p> <p>2</p> <p>2</p> <p>System Information Type 5 / System Information Type 5bis</p>
<ul style="list-style-type: none"> - CSG Indicator 	<p>Not Present</p>

NOTE: System Information Type 5 or System Information Type 5bis are used dependent on the frequency band variant used by the SS.

Contents of Scheduling Block 1 (FDD and 1.28 Mcps TDD)

- References to other system information blocks	
- Scheduling information	
- CHOICE Value tag	Cell Value tag
- Cell Value tag	A valid Cell value tag value as defined in TS 25.331 [34]
- SEG_COUNT	4
- SIB_REP	64
- SIB_POS	6
- SIB_POS offset info	
- SIB_OFF	4
- SIB_OFF	2
- SIB_OFF	2
- SIB type SIBs only	System Information Type 6
- Scheduling information	
- CHOICE Value tag	Not Present
- SEG_COUNT	1
- SIB_REP	16
- SIB_POS	4
- SIB_POS offset info	Not Present
- SIB type SIBs only	System Information Type 7
- Scheduling information	
- CHOICE Value tag	Cell Value tag
- Cell Value tag	A valid Cell value tag value as defined in TS 25.331 [34]
- SEG_COUNT	3
- SIB_REP	64
- SIB_POS	58
- SIB_POS offset info	
- SIB_OFF	2
- SIB_OFF	2
- SIB type SIBs only	System Information Type 11
- Scheduling information	
- CHOICE Value tag	Cell Value tag
- Cell Value tag	A valid Cell value tag value as defined in TS 25.331 [34]
- SEG_COUNT	3
- SIB_REP	64
- SIB_POS	26
- SIB_POS offset info	
- SIB_OFF	2
- SIB_OFF	2
- SIB type SIBs only	System Information Type 12
- Scheduling information	
- CHOICE Value tag	Cell Value tag
Cell Value tag	A valid Cell value tag value as defined in TS 25.331 [34]
- SEG_COUNT	1
- SIB_REP	64
- SIB_POS	36
- SIB_POS offset info	Not Present
- SIB type SIBs only	System Information Type 18

Contents of Scheduling Block 1 (3.84 Mcps TDD and 7.68 Mcps TDD)

- References to other system information blocks	
- Scheduling information	
- CHOICE Value tag	Cell Value tag
- Cell Value tag	A valid Cell value tag value as defined in TS 25.331 [34]
- SEG_COUNT	4
- SIB_REP	128
- SIB_POS	3
- SIB_POS offset info	

- SIB_OFF	4
- SIB_OFF	2
- SIB_OFF	2
- SIB type SIBs only	System Information Type 6
- Scheduling information	
- CHOICE Value tag	Not Present
- SEG_COUNT	1
- SIB_REP	16
- SIB_POS	2
- SIB_POS offset info	Not Present
- SIB type SIBs only	System Information Type 7
- Scheduling information	
- CHOICE Value tag	Cell Value tag
- Cell Value tag	A valid Cell value tag value as defined in TS 25.331 [34]
- SEG_COUNT	3
- SIB_REP	64
- SIB_POS	29
- SIB_POS offset info	
- SIB_OFF	2
- SIB_OFF	2
- SIB type SIBs only	System Information Type 11
- Scheduling information	
- CHOICE Value tag	Cell Value tag
- Cell Value tag	A valid Cell value tag value as defined in TS 25.331 [34]
- SEG_COUNT	3
- SIB_REP	64
- SIB_POS	13
- SIB_POS offset info	
- SIB_OFF	2
- SIB_OFF	2
- SIB type SIBs only	System Information Type 12
- Scheduling information	
- CHOICE Value tag	Not Present
- SEG_COUNT	1
- SIB_REP	64
- SIB_POS	54
- SIB_POS offset info	Not Present - use default
- SIB type SIBs only	System Information Type 14
- Scheduling information	
- CHOICE Value tag	PLMN Value tag
- PLMN Value tag	A valid PLMN value tag value as defined in TS 25.331 [34]
- SEG_COUNT	1
- SIB_REP	64
- SIB_POS	6
- SIB_POS offset info	Not Present
- SIB type SIBs only	System Information Type 18

6.1.0a.4 SIB special schedules

6.1.0a.4.1 SIB schedule for two S-CCPCH or two PRACH (For FDD and 1.28Mcps TDD)

Table 1

Frame No.	0	2	4	6	8	10	12	14
REP-POS	0	1	2	3	4	5	6	7
Block Type	MIB	SB1	SB1		MIB	SIB1	SIB18	SIB2
Frame No.	16	18	20	22	24	26	28	30
REP-POS	8	9	10	11	12	13	14	15
Block Type	MIB	SB1	SB1	SIB7	MIB	SIB3		SIB4
Frame No.	32	34	36	38	40	42	44	46
REP-POS	16	17	18	19	20	21	22	23
Block Type	MIB	SB1	SB1	SIB5/ SIB5bis	MIB	SIB5/ SIB5bis	SIB5/ SIB5bis	SIB5/ SIB5bis
Frame No.	48	50	52	54	56	58	60	62

REP-POS	24	25	26	27	28	29	30	31
Block Type	MIB	SB1	SB1	SIB7	MIB	SIB11	SIB11	SIB11

Frame No.	64	66	68	70	72	74	76	78
REP-POS	32	33	34	35	36	37	38	39
Block Type	MIB	SB1	SB1	SIB5/ SIB5bis	MIB	SIB5/ SIB5bis	SIB5/ SIB5bis	SIB5/ SIB5bis

Frame No.	80	82	84	86	88	90	92	94
REP-POS	40	41	42	43	44	45	46	47
Block Type	MIB	SB1	SB1	SIB7	MIB	SIB3		SIB4

Frame No.	96	98	100	102	104	106	108	110
REP-POS	48	49	50	51	52	53	54	55
Block Type	MIB	SB1	SB1		MIB			

Frame No.	112	114	116	118	120	122	124	126
REP-POS	56	57	58	59	60	61	62	63
Block Type	MIB	SB1	SB1	SIB7	MIB	SIB12	SIB12	SIB12

SIB-repeat period (in frame)

Table 2

Block Type	MIB	SB1	SIB1	SIB2	SIB3	SIB4	SIB5/ SIB5bis	SIB7	SIB11	SIB12	SIB18
SIB Rep	8	16	128	128	64	64	128	32	128	128	128
Max. No of seg.	1	2	1	1	1	1	8	1	3	3	1

6.1.0a.4.2 SIB schedule for Idle Mode, Measurement and Inter RAT UTRAN to GERAN test cases

Frame No.	0	2	4	6	8	10	12	14
REP-POS	0	1	2	3	4	5	6	7
Block Type	MIB	SB1	SIB6	SIB6	MIB	SIB6	SIB6	SIB7/ SIB3

Frame No.	16	18	20	22	24	26	28	30
REP-POS	8	9	10	11	12	13	14	15
Block Type	MIB	SB1	SIB1/SIB2	SIB12	MIB	SIB12	SIB12	SIB7/ SIB12

Frame No.	32	34	36	38	40	42	44	46
REP-POS	16	17	18	19	20	21	22	23
Block Type	MIB	SB1	SIB5/ SIB5bis	SIB5/ SIB5bis	MIB	SIB5/ SIB5bis	SIB5/ SIB5bis	SIB7/ SIB18

Frame No.	48	50	52	54	56	58	60	62
REP-POS	24	25	26	27	28	29	30	31
Block Type	MIB	SB1	SIB11	SIB11	MIB	SIB11	SIB11	SIB7/SIB 4

SIB-repeat period (in frame)

Block Type	MIB	SB1	SIB1	SIB2	SIB3	SIB4	SIB5/ SIB5bis	SIB6	SIB7	SIB11	SIB12	SIB18
SIB Rep	8	16	64	64	64	64	64	64	16	64	64	64
Max. No of seg.	1	1	1	1	1	1	4	4	1	4	4	1

6.1.0a.4.3 SIB schedule for Inter RAT handover GERAN to UTRAN test cases

Frame No.	0	2	4	6	8	10	12	14
REP-POS	0	1	2	3	4	5	6	7
Block Type	MIB	SB1	SB1		MIB	SIB1	SIB18	SIB2

Frame No.	16	18	20	22	24	26	28	30
REP-POS	8	9	10	11	12	13	14	15
Block Type	MIB	SB1	SB1	SIB7	MIB	SIB3		SIB4

Frame No.	32	34	36	38	40	42	44	46
REP-POS	16	17	18	19	20	21	22	23
Block Type	MIB	SB1	SB1	SIB5/ SIB5bis	MIB	SIB5/ SIB5bis	SIB5/ SIB5bis	SIB5/ SIB5bis

Frame No.	48	50	52	54	56	58	60	62
REP-POS	24	25	26	27	28	29	30	31
Block Type	MIB	SB1	SB1	SIB7	MIB	SIB11	SIB11	SIB11

Frame No.	64	66	68	70	72	74	76	78
REP-POS	32	33	34	35	36	37	38	39
Block Type	MIB	SB1	SB1	SIB16	MIB	SIB16	SIB16	SIB16

Frame No.	80	82	84	86	88	90	92	94
REP-POS	40	41	42	43	44	45	46	47
Block Type	MIB	SB1	SB1	SIB7	MIB	SIB3		SIB4

Frame No.	96	98	100	102	104	106	108	110
REP-POS	48	49	50	51	52	53	54	55
Block Type	MIB	SB1	SB1	SIB16	MIB	SIB16	SIB16	SIB16

Frame No.	112	114	116	118	120	122	124	126
REP-POS	56	57	58	59	60	61	62	63
Block Type	MIB	SB1	SB1	SIB7	MIB			

SIB-repeat period (in frame)

Block Type	MIB	SB1	SIB1	SIB2	SIB3	SIB4	SIB5/ SIB5bis	SIB7	SIB11	SIB16	SIB18
SIB Rep	8	16	128	128	64	64	128	32	128	128	128
Max. No of seg.	1	2	1	1	1	1	4	1	3	8	1

6.1.0a.4.4 SIB schedule for MBMS test cases

Table 3

Frame No.	0	2	4	6	8	10	12	14
REP-POS	0	1	2	3	4	5	6	7
Block Type	MIB	SB1	SB1	SIB6	MIB	SIB1	SIB18	SIB2
Frame No.	16	18	20	22	24	26	28	30
REP-POS	8	9	10	11	12	13	14	15
Block Type	MIB	SB1	SB1	SIB7	MIB	SIB3	SIB6	SIB4
Frame No.	32	34	36	38	40	42	44	46
REP-POS	16	17	18	19	20	21	22	23
Block Type	MIB	SB1	SB1	SIB5/ SIB5bis	MIB	SIB5/ SIB5bis	SIB5/ SIB5bis	SIB5/ SIB5bis
Frame No.	48	50	52	54	56	58	60	62
REP-POS	24	25	26	27	28	29	30	31
Block Type	MIB	SB1	SB1	SIB7	MIB	SIB5/ SIB5bis	SIB5/ SIB5bis	SIB5/ SIB5bis
Frame No.	64	66	68	70	72	74	76	78
REP-POS	32	33	34	35	36	37	38	39
Block Type	MIB	SB1	SB1	SIB11	MIB	SIB11	SIB11	SIB11
Frame No.	80	82	84	86	88	90	92	94
REP-POS	40	41	42	43	44	45	46	47
Block Type	MIB	SB1	SB1	SIB7	MIB	SIB11	SIB11	SIB11
Frame No.	96	98	100	102	104	106	108	110
REP-POS	48	49	50	51	52	53	54	55
Block Type	MIB	SB1	SB1	SIB12	MIB	SIB12		
Frame No.	112	114	116	118	120	122	124	126
REP-POS	56	57	58	59	60	61	62	63
Block Type	MIB	SB1	SB1	SIB7	MIB	SIB11bis	SIB11bis	SIB11bis

SIB-repeat period (in frame)

Table 4

Block Type	MIB	SB1	SIB1	SIB2	SIB3	SIB4	SIB5/ SIB5bis	SIB6	SIB7	SIB11	SIB11 bis	SIB12	SIB18
SIB Rep	8	16	128	128	128	128	128	128	32	128	128	128	128
Max. No of seg.	1	2	1	1	1	1	7	2	1	7	3	2	1

6.1.0a.4.5 SIB schedule for MBMS MBSFN test cases

Contents of Master Information Block in the case where PLMN type is GSM-MAP

- MIB value tag	A valid MIB value tag value as defined in TS 25.331 [34]
- Supported PLMN types	
- PLMN type	GSM-MAP
- PLMN identity	
- MCC digit	Set to the same Mobile Country Codes stored in the test USIM card (clause 8.3.2.2 EF IMSI(IMSI)).
- MNC digit	Set to the same Mobile Network Codes stored in the test USIM card (clause 8.3.2.2 EF IMSI(IMSI)).
- ANSI-41 Core Network information	Not Present
- References to other system information blocks and scheduling blocks	
- References to other system information blocks	
- Scheduling information	
- CHOICE Value tag	Cell Value Tag
- Cell Value tag	A valid Cell value tag value as defined in TS 25.331 [34]
- Scheduling	
- SEG_COUNT	1
- SIB_REP	16
- SIB_POS	2
- SIB_POS offset info	Not Present - use default
- SIB and SB type	System Information Type 3
- Scheduling information	
- CHOICE Value tag	Cell Value Tag
- Cell Value tag	A valid Cell value tag value as defined in TS 25.331 [34]
- Scheduling	
- SEG_COUNT	2
- SIB_REP	16
- SIB_POS	4
- SIB_POS offset info	Not Present - use default
- SIB and SB type	System Information Type 5
- Scheduling information	
- CHOICE Value tag	Cell Value tag
- Cell Value tag	A valid Cell value tag value as defined in TS 25.331 [34]
- Scheduling	
- SEG_COUNT	2
- SIB_REP	16
- SIB_POS	10
- SIB_POS offset info	Not Present - use default
- SIB and SB type	System Information Type 11

SIB schedule

Frame No / SIB_POS	0	2	4	6	8	10	12	14
Block Type	MIB	SIB3	SIB5	SIB5	SIB11	SIB11	SIB11	-

SIB-repeat period (in frame)

Block Type	MIB	SIB3	SIB5	SIB11
SIB Rep	16	16	16	16
Max. No of seg.	1	1	2	3

6.1.0a.4.6 SIB default schedule for long SIB5/SIB5bis

Block Type	MIB	SB1	SIB1	SIB2	SIB3	SIB4	SIB5/SIB5bis	SIB6	SIB7	SIB11	SIB12	SIB18
SIB_REP	8	16	64	64	64	64	64	64	16	64	64	64
SEG_COUNT	1	1	1	1	1	1	6	4	1	3	2	1

Frame No / SIB_POS	0	2	4	6	8	10	12	14
Block Type	MIB	SB1	SIB7	SIB6	MIB	SIB6	SIB6	SIB6
Frame No / SIB_POS	16	18	20	22	24	26	28	30
Block Type	MIB	SB1	SIB7/SIB3	SIB1/SIB2	MIB	SIB12	SIB12	SIB5/SIB5bis
Frame No / SIB_POS	32	34	36	38	40	42	44	46
Block Type	MIB	SB1	SIB7/SIB18	SIB5/SIB5bis	MIB	SIB5/SIB5bis	SIB5/SIB5bis	SIB5/SIB5bis
Frame No / SIB_POS	48	50	52	54	56	58	60	62
Block Type	MIB	SB1	SIB7/SIB4	SIB5/SIB5bis	MIB	SIB11	SIB11	SIB11

6.1.0b Default System Information Block Messages

Contents of System Information Block type 1 (supported PLMN type is GSM-MAP)

<ul style="list-style-type: none"> - CN common GSM-MAP NAS system information - GSM-MAP NAS system information - CN domain system information - CN domain identity - CHOICE CN Type - CN domain specific NAS system information - GSM-MAP NAS system information - CN domain specific DRX cycle length coefficient - CN domain identity - CHOICE CN Type - CN domain specific NAS system information - GSM-MAP NAS system information - CN domain specific DRX cycle length coefficient 	A1	00 01H PS GSM-MAP 05 00H 7 CS GSM-MAP 1E 01H 7
<ul style="list-style-type: none"> - CN common GSM-MAP NAS system information - GSM-MAP NAS system information - CN domain system information - CN domain identity - CHOICE CN Type - CN domain specific NAS system information - GSM-MAP NAS system information - CN domain specific DRX cycle length coefficient - CN domain identity - CHOICE CN Type - CN domain specific NAS system information - GSM-MAP NAS system information - CN domain specific DRX cycle length coefficient 	A2	00 80H (see note) PS GSM-MAP 00 00H (see note) 7 CS GSM-MAP 1E 01H 7
<ul style="list-style-type: none"> - UE Timers and constants in idle mode - T300 - N300 - T312 - N312 - UE Timers and constants in connected mode - T301 - N301 - T302 - N302 - T304 - N304 - T305 - T307 - T308 - T309 - T310 - N310 - T311 - T312 - N312 - T313 	A1, A2	4 000 milliseconds 3 10 seconds 1 Not Present (2 000 milliseconds: default value) Not Present (2: default value) Not Present (4 000 milliseconds: default value) Not Present (3: default value) Not Present (2 000 milliseconds: default value) Not Present (2: default value) Not Present (30 minutes: default value) Not Present (30 seconds: default value) Not Present (160 milliseconds: default value) Not Present (5 seconds: default value) Not Present (160 milliseconds: default value) Not Present (4: default value) Not Present (2 000 milliseconds: default value) Not Present (1 seconds: default value) Not Present (1: default value) Not Present (3 seconds: default value)

- N313	Not Present (20: default value)
- T314	Not Present (12 seconds: default value)
- T315	Not Present (180 seconds: default value)
- N315	Not Present (1: default value)
- T316	Not Present (30 seconds: default value)
- T317	Not Present (infinity: default value)
NOTE: For Inter-RAT test cases GERAN and UTRAN cells use different LAC and RAC.	

Condition	Explanation
A1	UTRAN cell environment
A2	UTRAN/GSM inter-RAT cell environment

Contents of System Information Block type 2

- URA identity list	Only 1 URA identity broadcasted
- URA identity	0000 0000 0000 0001B

Contents of System Information Block type 3 (FDD)

Information Element	Value/remark	Version
- SIB4 indicator	TRUE	
- Cell identity	0000 0000 0000 0000 0000 0000 0001B	
- Cell selection and re-selection info		
- Mapping info	Not Present	
- Cell selection and reselection quality measure	CPICH RSCP	
- CHOICE mode	FDD	
- Sintrasearch	8 (16 dB)	
- Sintersearch	8 (16 dB)	
- SsearchHCS	Not Present	
- RAT List	This parameter is configurable	
- RAT identifier	GSM	
- Ssearch,RAT	-16 (-32 dB)	
- SHCS,RAT	Not Present	
- Slimit,SearchRAT	0 (0dB)	
- Qqualmin	Reference to table 6.1.1	
- Qrxlevmin	Reference to table 6.1.1	
- Qhyst1s	1 (2 dB)	
- Qhyst2s	Not Present	
- Treselections	0 seconds	
- HCS Serving cell information	Not Present	
- Maximum allowed UL TX power	Reference to table 6.1.1	
- Cell Access Restriction		
- Cell barred	Not barred	
- Intra-frequency cell re-selection indicator	Not present	
- T _{barred}	Not present	
- Cell Reserved for operator use	Not reserved	
- Cell Reservation Extension	Not reserved	
- Access Class Barred List		
- Access Class Barred0	Not barred	
- Access Class Barred1	Not barred	
- Access Class Barred2	Not barred	
- Access Class Barred3	Not barred	
- Access Class Barred4	Not barred	
- Access Class Barred5	Not barred	
- Access Class Barred6	Not barred	
- Access Class Barred7	Not barred	
- Access Class Barred8	Not barred	
- Access Class Barred9	Not barred	
- Access Class Barred10	Not barred	
- Access Class Barred11	Not barred	
- Access Class Barred12	Not barred	
- Access Class Barred13	Not barred	
- Access Class Barred14	Not barred	
- Access Class Barred15	Not barred	

- Domain Specific Access Restriction Parameters For PLMN Of MIB	Not present	REL-6
- Domain Specific Access Restriction For Shared Network	Not present	REL-6
- Paging Permission with Access Control Parameters For PLMN Of MIB	Not present	REL-8
- Paging Permission with Access Control For Shared Network	Not present	REL-8
- CSG Identity	Not present	REL-8
- CSG PSC Split Information	Not present	REL-8
- IMS Emergency Support Indicator	Not present	REL-9

Contents of System Information Block type 3 (3.84 Mcps TDD, 1.28 Mcps TDD and 7.68 Mcps TDD)

Information Element	Value/remark	Version
- SIB4 Indicator	TRUE	
- Cell identity	0000 0000 0000 0000 0000 0000 0001B	
- Cell selection and re-selection info		
- Mapping info	Not present	
- Cell selection and reselection quality measure	(no data)	
- CHOICE mode	TDD	
- Sintrasearch	10 (21 dB)	
- Sintersearch	10 (21 dB)	
- SsearchHCS	Not present	
- RAT List	This parameter is configurable	
- RAT identifier	GSM	
- Ssearch,RAT	-32 (-63 dB)	
- SHCS,RAT	Not present	
- Slimit,SsearchRAT	-1 (-1 dB)	
- Qrxlevmin	Reference to table 6.1.6a	
- Qhyst1s	0 (0 dB)	
- Treselections	0 seconds	
- HCS Serving cell information	Not present	
- Maximum allowed UL TX power	Reference to table 6.1.6a	
- Cell Access Restriction		
- Cell barred	Not barred	
- Intra-frequency cell re-selection indicator	Not present	
- T _{barred}	Not present	
- Cell Reserved for operator use	Not reserved	
- Cell Reservation Extension	Not reserved	
- Access Class Barred List		
- Access Class Barred0	Not barred	
- Access Class Barred1	Not barred	
- Access Class Barred2	Not barred	
- Access Class Barred3	Not barred	
- Access Class Barred4	Not barred	
- Access Class Barred5	Not barred	
- Access Class Barred6	Not barred	
- Access Class Barred7	Not barred	
- Access Class Barred8	Not barred	
- Access Class Barred9	Not barred	
- Access Class Barred10	Not barred	
- Access Class Barred11	Not barred	
- Access Class Barred12	Not barred	
- Access Class Barred13	Not barred	
- Access Class Barred14	Not barred	
- Access Class Barred15	Not barred	
- Domain Specific Access Restriction Parameters For PLMN Of MIB	Not present	REL-6
- Domain Specific Access Restriction For Shared Network	Not present	REL-6
- Paging Permission with Access Control Parameters For PLMN Of MIB	Not present	REL-8
- Paging Permission with Access Control For Shared Network	Not present	REL-8
- CSG Identity	Not present	REL-8
- CSG PSC Split Information	Not present	REL-8

Contents of System Information Block type 4 in connected mode (FDD)

- Cell identity	0000 0000 0000 0000 0000 0000 0001B
- Cell selection and re-selection info	
- Mapping Info	Not present
- Cell selection and reselection quality measure	CPICH RSCP
- CHOICE mode	FDD
- Sintrasearch	8 (16 dB)
- Sintersearch	8 (16 dB)
- SsearchHCS	Not present
- RAT List	This parameter is configurable
- RAT identifier	GSM
- Ssearch,RAT	-16 (-32 dB)
- SHCS,RAT	Not Present
- S _{limit,SearchRAT}	0 (0dB)
- Qqualmin	Reference to table 6.1.1
- Qrxlevmin	Reference to table 6.1.1
- Qhyst1s	1 (2 dB)
- Qhyst2s	Not Present
- Treselections	0 seconds
- HCS Serving cell information	Not Present
- Maximum allowed UL TX power	Reference to table 6.1.1
- Cell Access Restriction	
- Cell barred	Not barred
- Intra-frequency cell re-selection indicator	Not present
- T _{barred}	Not present
- Cell Reserved for operator use	Not reserved
- Cell Reservation Extension	Not reserved
- Access Class Barred List	Not present

Contents of System Information Block type 4 in connected mode (similar to SIB type3) (3.84 Mcps TDD, 1.28 Mcps TDD and 7.68 Mcps TDD)

- Cell identity	0000 0000 0000 0000 0000 0000 0001B
- Cell selection and re-selection info	
- Mapping info	Not Present
- Cell selection and reselection quality measure	CPICH RSCP
- CHOICE mode	TDD
- Sintrasearch	10 (21 dB)
- Sintersearch	10 (21 dB)
- SsearchHCS	Not present
- RAT List	This parameter is configurable
- RAT identifier	GSM
- Ssearch,RAT	-32 (-63 dB)
- SHCS,RAT	Not present
- S _{limit,SearchRAT}	-1 (-1 dB)
- Qrxlevmin	Reference to table 6.1.6a
- Qhyst1s	0 dB
- Treselections	0 seconds
- HCS Serving cell information	Not present
- Maximum allowed UL TX power	Reference to table 6.1.6a
- Cell Access Restriction	
- Cell barred	Not barred
- Intra-frequency cell re-selection indicator	Not present
- T _{barred}	Not present
- Cell Reserved for operator use	Not reserved
- Cell Reservation Extension	Not reserved
- Access Class Barred List	Not present

Contents of System Information Block type 5 (FDD)

Information Element	Conditions	Value/remark	Version
- SIB6 indicator		TRUE	

<ul style="list-style-type: none"> - PICH Power offset - CHOICE Mode - AICH Power offset - Primary CCPCH info - PRACH system information list - PRACH system information - PRACH info - CHOICE mode - Available Signature - Available SF - Preamble scrambling code number - Puncturing Limit - Available Sub Channel number - Transport channel Identity - RACH TFS - CHOICE Transport channel type - Dynamic Transport format information - RLC size - Number of TB and TTI List - Number of Transport blocks - CHOICE Mode - CHOICE Logical channel List - RLC size - Number of TB and TTI List - Number of Transport blocks - CHOICE Mode - CHOICE Logical channel List - Semi-static Transport Format information - Transmission time interval - Type of channel coding - Coding Rate - Rate matching attribute - CRC size - Additional RACH TFS for CCCH - RLC size - Number of Transport blocks - RACH TFCS - CHOICE TFCI signalling - TFCI Field 1 information - CHOICE TFCS representation - TFCS complete reconfiguration information - CHOICE CTFC Size - CTFC information - Power offset information - CHOICE Gain Factors - Reference TFC ID - CHOICE Mode - Power offset Pp-m - CTFC information - Power offset information - CHOICE Gain Factors - CHOICE mode - Gain factor β_c - Gain factor β_d - Reference TFC ID - CHOICE Mode - Power offset Pp-m - Additional RACH TFCS for CCCH - Power offset information - CHOICE Gain Factors - CHOICE mode - Gain factor β_c - Gain factor β_d - Reference TFC ID - CHOICE Mode - Power offset Pp-m - PRACH partitioning - Access Service Class 		<ul style="list-style-type: none"> -5 dB FDD -5 dB Not present FDD '0000 0000 1111 1111'B 64 0 1.00 '1111 1111 1111'B 15 Common transport channels 168 1 FDD Configured 360 1 FDD Configured 20 ms Convolutional 1/2 150 16 240 1 Normal Complete reconfiguration 2 bit 0 Computed Gain Factor 0 FDD 0 dB 1 Signalled Gain Factor FDD 11 15 0 FDD 0 dB Signalled Gain Factor FDD 11 15 0 FDD 0 dB 	<ul style="list-style-type: none"> Rel6 Rel-6
--	--	---	---

- ASC Setting	Not Present
- ASC Setting	FDD
- CHOICE mode	0 (ASC#1)
- Available signature Start Index	7 (ASC#1)
- Available signature End Index	'1111'B
- Assigned Sub-Channel Number	The first/ leftmost bit of the bit string contains the most significant bit of the Assigned Sub-Channel Number.
- ASC Setting	Not Present
- ASC Setting	FDD
- CHOICE mode	0 (ASC#3)
- Available signature Start Index	7 (ASC#3)
- Available signature End Index	'1111'B
- Assigned Sub-Channel Number	The first/ leftmost bit of the bit string contains the most significant bit of the Assigned Sub-Channel Number.
- ASC Setting	Not Present
- ASC Setting	FDD
- CHOICE mode	0 (ASC#5)
- Available signature Start Index	7 (ASC#5)
- Available signature End Index	'1111'B
- Assigned Sub-Channel Number	The first/ leftmost bit of the bit string contains the most significant bit of the Assigned Sub-Channel Number.
- ASC Setting	Not Present
- ASC Setting	FDD
- CHOICE mode	0 (ASC#7)
- Available signature Start Index	7 (ASC#7)
- Available signature End Index	'1111'B
- Assigned Sub-Channel Number	The first/ leftmost bit of the bit string contains the most significant bit of the Assigned Sub-Channel Number.
- Persistence scaling factor	0.9 (for ASC#2)
- Persistence scaling factor	0.9 (for ASC#3)
- Persistence scaling factor	0.9 (for ASC#4)
- Persistence scaling factor	0.9 (for ASC#5)
- Persistence scaling factor	0.9 (for ASC#6)
- Persistence scaling factor	0.9 (for ASC#7)
- AC-to-ASC mapping table	6 (AC0-9)
- AC-to-ASC mapping	5 (AC10)
- AC-to-ASC mapping	4 (AC11)
- AC-to-ASC mapping	3 (AC12)
- AC-to-ASC mapping	2 (AC13)
- AC-to-ASC mapping	1 (AC14)
- AC-to-ASC mapping	0 (AC15)
- CHOICE mode	FDD
- Primary CPICH TX power	31
- Constant value	-10
- PRACH power offset	3dB
- Power Ramp Step	4
- Preamble Retrans Max	2
- RACH transmission parameters	3 slot
- Mmax	10 slot
- NB01min	3
- NB01max	FALSE
- AICH info	0
- Channelisation code	
- STTD indicator	
- AICH transmission timing	
- Secondary CCPCH system information	
- Secondary CCPCH info	
- CHOICE mode	FDD
- Secondary scrambling code	Not Present

- STTD indicator		FALSE
- Spreading factor		64
- Code number		1
- Pilot symbol existence		FALSE
- TFCI existence		TRUE (default value)
- Fixed or Flexible position		Flexible (default value)
- Timing offset		Not Present
		Absence of this IE is equivalent to default value 0
- TFCS		(This IE is repeated for TFC number for PCH and FACH.)
		Normal
- CHOICE TFCI signalling		Complete reconfiguration
- TFCI Field 1 information		
- CHOICE TFCS representation		
- TFCS complete reconfiguration information		
- CHOICE CTFC Size	M2	6 bit
- CHOICE CTFC Size	A1,A2,A3,M1	4 bit
- CTFC information		0
- Power offset information		Not Present
- CTFC information		1
- Power offset information		Not Present
- CTFC information		2
- Power offset information		Not Present
- CTFC information		3
- Power offset information		Not Present
- CTFC information		4
- Power offset information		Not Present
- CTFC information	A1,A2,A3,M1	5
- Power offset information		Not Present
- CTFC information		6
- Power offset information		Not Present
- CTFC information		8
- Power offset information		Not Present
- CTFC information	M2	12
- Power offset information	M2	Not Present
- CTFC information	M2	13
- Power offset information	M2	Not Present
- CTFC information	M2	14
- Power offset information	M2	Not Present
- CTFC information	M2	15
- Power offset information	M2	Not Present
- CTFC information	M2	16
- Power offset information	M2	Not Present
- CTFC information	M2	18
- Power offset information	M2	Not Present
- FACH/PCH information		
- TFS		(PCH)
- CHOICE Transport channel type		Common transport channels
- Dynamic Transport format information		
- RLC Size		240
- Number of TB and TTI List		
- Number of Transport blocks		0
- Number of Transport blocks		1
- CHOICE Logical channel List		ALL
- Semi-static Transport Format information		
- Transmission time interval		10 ms
- Type of channel coding		Convolutional
- Coding Rate		1/2
- Rate matching attribute		230
- CRC size		16 bit
- Transport channel Identity		12 (for PCH)
- CTCH indicator		FALSE
- TFS		(FACH)
- CHOICE Transport channel type		Common transport channels
- Dynamic Transport format information		
- RLC Size		168
- Number of TB and TTI List		
- Number of Transport blocks		0
- Number of Transport blocks		1

- Number of Transport blocks		2	
- CHOICE Logical channel List		ALL	
- Semi-static Transport Format information			
- Transmission time interval		10 ms	
- Type of channel coding		Convolutional	
- Coding Rate		1/2	
- Rate matching attribute		220	
- CRC size		16 bit	
- Transport channel Identity		13 (for FACH)	
- CTCH indicator		FALSE	
- TFS		(FACH)	
- CHOICE Transport channel type		Common transport channels	
- Dynamic Transport format information			
- RLC Size		360	
- Number of TB and TTI List			
- Number of Transport blocks		0	
- Number of Transport blocks		1	
- CHOICE Logical channel List		ALL	
- Semi-static Transport Format information			
- Transmission time interval		10 ms	
- Type of channel coding		Turbo	
- Rate matching attribute		130	
- CRC size		16bit	
- Transport channel Identity		14 (for FACH)	
- TFS		(FACH)	
- CHOICE Transport channel type	M2	Common transport channels	
- Dynamic Transport format information			
- RLC Size		160	
- Number of TB and TTI List			
- Number of Transport blocks		0	
- Number of Transport blocks		1	
- CHOICE Logical channel List		ALL	
- Semi-static Transport Format information			
- Transmission time interval		20 ms	
- Type of channel coding		Convolutional	
- Coding Rate		1/3	
- Rate matching attribute		225	
- CRC size		16bit	
- Transport channel Identity		16 (for FACH)	
- CTCH indicator		FALSE	
- PICH info			
- CHOICE mode		FDD	
- Channelisation code		2	
- Number of PI per frame		18	
- STTD indicator		FALSE	
- MCCH configuration information	M1	Not Present	Rel-6
- MCCH configuration information	M2		Rel-6
- Access Info Period coefficient		Reference to clause 11.1.1 "MCCH configuration parameters"	
- Repetition Period coefficient		Reference to clause 11.1.1 "MCCH configuration parameters"	
- Modification period coefficient		Reference to clause 11.1.1 "MCCH configuration parameters"	
- RLC info			
- DL UM RLC LI size		7	
- DL Duplication Avoidance and Reordering info		Not Present	
- DL Out of sequence delivery info			
- Timer_OSD		Not Present	
- Window size OSD		48	
- TCTF presence		Not Present	
- CBS DRX Level 1 information		Not Present	
- Frequency Band Indicator	A1	Not Present	
- Frequency Band Indicator 2		Not Present	
- Frequency Band Indicator	A2	FDD Band under test	
- Frequency Band Indicator 2		Not Present	
- Frequency Band Indicator	A3	Extension indicator	
- Frequency Band Indicator 2		FDD Band under test	

- Secondary CCPCH system information MBMS	M2	Not Present	Rel-6
- Secondary CCPCH system information MBMS	M1		Rel-6
<ul style="list-style-type: none"> - Secondary CCPCH info MBMS - CHOICE Mode - Secondary scrambling code - STTD indicator - Spreading factor - Code number - Timing Offset - TFCS - CHOICE TFCI signalling - TFCI Field 1 information - CHOICE TFCS representation - TFCS complete reconfiguration information - CHOICE CTFC Size - CTFC information - Power offset information - CTFC information - Power offset information - FACH carrying MCCH - TFS <ul style="list-style-type: none"> - CHOICE Transport channel type - Dynamic Transport format information <ul style="list-style-type: none"> - RLC Size - Number of TB and TTI List <ul style="list-style-type: none"> - Number of Transport blocks - Number of Transport blocks - CHOICE Logical channel List - Semi-static Transport Format information <ul style="list-style-type: none"> - Transmission time interval - Type of channel coding <ul style="list-style-type: none"> - Coding Rate - Rate matching attribute - CRC size - MCCH configuration information <ul style="list-style-type: none"> - Access Info Period coefficient - Repetition Period coefficient - Modification period coefficient - RLC info MBMS <ul style="list-style-type: none"> - DL UM RLC LI size - DL Duplication Avoidance and Reordering info <ul style="list-style-type: none"> - DL Out of sequence delivery info <ul style="list-style-type: none"> - Timer_OSD - Window size OSD - TCTF presence - FACH carrying MTCH list - FACH carrying MSCH 	<ul style="list-style-type: none"> FDD Not Present FALSE Reference to clause 5.5.1.4 "Downlink physical channels code allocation for MBMS test cases" Reference to clause 5.5.1.4 "Downlink physical channels code allocation for MBMS test cases" Set to (Cell No, - 21) * 9 for MBMS Cell Nos 21-28. (actual value = IE value * 256 chips) Normal Complete reconfiguration 2 bit 0 Not Present 1 Not Present Common transport channels 160 0 1 ALL 20 ms Convolutional 1/3 160 16bit Reference to clause 11.1.1 "MCCH configuration parameters" Reference to clause 11.1.1 "MCCH configuration parameters" Reference to clause 11.1.1 "MCCH configuration parameters" 7 Not Present Not Present 48 FALSE Not Present Not Present 		
<ul style="list-style-type: none"> - CHOICE Mode - HS-DSCH common system information <ul style="list-style-type: none"> - CCCH mapping info <ul style="list-style-type: none"> - Logical channel identity - MAC-ehs queue identity - SRB1 mapping info - Common MAC-ehs reordering queue list - MAC-ehs queue to configure list 	B1, B3	<ul style="list-style-type: none"> FDD 5 0 Not Present Configure 1 queue 	Rel-7 Rel-7

<ul style="list-style-type: none"> - MAC-ehs queue Id - T1 - Treset - MAC-ehs window size - HS-SCCH system info - DL Scrambling Code - HS-SCCH Channelisation Code 		<ul style="list-style-type: none"> 0 50ms Not Present 16 Not Present Use 1 HS-SCCH 	
Information			
<ul style="list-style-type: none"> - HS-SCCH Channelisation Code - HARQ system Info - Number of Processes - CHOICE <i>Memory Partitioning</i> - Common H-RNTI Information - Common H-RNTI - Common H-RNTI - Common H-RNTI - Common H-RNTI - BCCH specific H-RNTI - HS-DSCH paging system information - DL Scrambling Code - PICH for HSDPA supported paging list - HSDPA associated PICH info - CHOICE mode - Channelisation code - Number of PI per frame - STTD Indicator - HS-PDSCH Channelisation Code - Number of PCCH transmissions - Transport Block Size List - Transport Block Size Index 		<ul style="list-style-type: none"> 7 Reference to clause 6.10.2.4.5 Parameter Set Implicit Use 4 '1111 1010 1010 1010' '1111 1010 1010 1011' '1111 1010 1010 1100' '1111 1010 1010 1110' '1111 1010 1110 1010' Not Present Use value 1 FDD 13 18 False 1 3 1 1 	Rel-7
Common EDCH System Info	B2, B3		Rel-8
- UI Interference for common EDCH		Not Present	
- common E-DCH MAC-d flow list		MAC-d flows	
<ul style="list-style-type: none"> - mac-d flow identity - mac-d flow power offset - mac-d flow max number of retransmissions - mac-d flow multiplexing list - E-DCH-Mac-d flow retransmission timer - mac-d flow identity 		<ul style="list-style-type: none"> 0 0 7 Not Present Not Present 1 	
- mac-d flow power offset		2	
- mac-d flow max number of retransmissions		7	
- mac-d flow multiplexing list		Not Present	
<ul style="list-style-type: none"> - E-DCH-Mac-d flow retransmission timer - mac-d flow identity - mac-d flow power offset - mac-d flow max number of retransmissions - mac-d flow multiplexing list - E-DCH-Mac-d flow retransmission timer 		<ul style="list-style-type: none"> Not Present 7 (used for CCCH) 0 7 Not Present Not Present 	
-CHOICE Mode		FDD	
- Prach preamble for enhanced uplink			

- Available Signatures		'0000 0000 0000 0111'B	
- e-ai-Indication		TRUE	
- Preamble scrambling code word number		0	
- Available Sub Channel Number		'1111 1111 1111'B	
- Prach partitioning		Refer to Rel-99 (to Rel-6) default values in the same message above	
- Persistence scaling factor list		Refer to Rel-99 (to Rel-6) default values in the same message above	
- AC-to-ASC-mapping		Refer to Rel-99 (to Rel-6) default values in the same message above	
- Primary CPICH TX power		31	
- Constant value		-10	
- Prach power offset		Use Default	
- Rach transmission parameters		Use Default	
- AICH info		Use Default	
- Power offset Pp-e		0	
- Initial serving grant value		4	
- E-DCH TTI		set to 2ms if supported by the UE E-DCH category, or 10ms if the UE E-DCH category does not support 2ms TTI	
- E-AGCH Info			
- E-AGCH Channelisation Code		10	
- HARQ Infofor E-DCH		rvtable	
- UL DPCH power control info			
- Power Control Algorithm		Algorithm1	
- Δ_{ACK}		3	
- Δ_{NACK}		3	
- Ack Nack repetition factor		1	
- E-DPCCH Info			

- E-DPCCH/DPCCH power offset	0	
- Happy bit delay condition	100ms	
- E-TFC Boost Info	Not Present	
- E-DPDCH Power Interpolation	Not Present	
- E-DPDCH Info		
- E-TFCI table index	0	
- E-DCH minimum set E-TFCI	9	
- Reference-E-TFCIs	2 E-TFCIs	
- Reference E-TFCI	11	
- Reference E-TFCI PO	4	
- Reference E-TFCI	83	
- Reference E-TFCI PO	16	
- Min reduced-E-DPDCH gain factor	Not Present	
- Max channelisation codes	2sf4	
- PL _{non-max}	0.84	
- Scheduling Info Configuration		
- Periodicity for Sched Info – No Grant	Use Default	
- Periodicity for Sched Info – Grant	Use Default	
- Power Offset for Sched Info	0	
- 3-Index-Step Threshold	Use Default	
- 2-Index-Step Threshold	Use Default	
- F-DPCH TPC command error rate target	0.04	
- Additional E-DCH transmission back off	5 TTI	
- Maximum E-DCH resource allocation for CCCH	16 TTI	
-Maximum period for collision resolution phase	15 TTI	
- E-DCH transmission continuation back off	24 TTI	
- ACK/NACK support on HS-DPCCH	TRUE	
- Measurement Feedback Info		
-CHOICE mode	FDD	
- Measurement Power Offset	6dB	
- CQI Feedback cycle, k	4ms	
- CQI repetition factor	1	
- Δ_{CQI}	5 (corresponds to 0dB in relative power offset)	
- Common E-DCH Resource Configuration Information List	3 E-DCH resources	
- S-offset	0	
- F-DPCH Code number	12	
- E-RGCH Information		
- Signature Sequence	0	
- RG combination index	0	
- E-HICH Info		
- Channelisation Code	4	
- Signature Sequence	1	
- Uplink DPCH Code Info		
- ul-DPCCHscramblingCodeType	Long	
- ul-DPCCHscramblingCode	10	
- Soffset	1	
- F-DPCH Code number	12	
- E-RGCH Information		
- Signature Sequence	2	
- RG combination index	0	
- E-HICH Info		
- Channelisation Code	4	
- SignatureSequence	3	
- Uplink DPCH Code Info		
- ul-DPCCHscramblingCodeType	Long	
- ul-DPCCHscramblingCode	1	
- Soffset	2	
- F-DPCH Code number	12	
- E-RGCH Information		
- Signature Sequence	4	
- RG combination index	0	
- E-HICH Info		

- Channelisation Code	4	
- SignatureSequence	5	
- Uplink DPCH Code Info		
- ul-DPCCHscramblingCodeType	Long	
- ul-DPCCHscramblingCode	2	

Condition	Explanation
A1	Band I, Band II, Band III
A2	Band V, Band VI, Band VII
A3	Band VIII & bands beyond Band X
B1	Only for cells which configure HS-DSCH reception in CELL_FACH
B2	Only for cells which configure common E-DCH reception in CELL_FACH
B3	Only for cells which configure common E-DCH and HS-DSCH reception in CELL_FACH
M1	Only for MBMS cells with MCCH mapped on an S-CCPCH used for MBMS purposes only
M2	Only for MBMS cells with MCCH mapped on an S-CCPCH also used for non- MBMS purposes

NOTE: for non-MBMS cell MBMS specific IEs should be set to not present.

Contents of System Information Block type 5 (3.84 Mcps TDD)

- SIB6 indicator	TRUE
- PICH Power offset	-5 dB
- CHOICE Mode	TDD
- PUSCH system information	Not Present
- PDSCH system information	Not Present
- TDD open loop power control	
- Primary CCPCH Tx Power	30 dbm
- CHOICE TDD option	3.84 Mcps TDD /REL-4/
- Alpha	(1/8)
- PRACH Constant Value	-10
- DPCH Constant Value	-10
- PUSCH Constant Value	-10
- UE positioning related parameters	Not Present /REL-4/
- Primary CCPCH info	
- CHOICE mode	TDD
- CHOICE TDD option	3.84 Mcps TDD /REL-4/
- CHOICE SyncCase	Sync Case 2
- Timeslot	0
- Cell parameters ID	Not Present
- SCTD indicator	FALSE
- PRACH system information list	
- PRACH system information	
- PRACH info	
- CHOICE mode	TDD
- CHOICE TDD option	3.84 Mcps TDD /REL-4/
- Timeslot number	14
- PRACH Channelisation Code List	
- CHOICE SF	SF8
- Channelisation Code List	
- Channelisation Code	8/1
- Channelisation Code	8/2
- Channelisation Code	8/3
- Channelisation Code	8/4
- PRACH Midamble	Direct
- PNBSCH allocation	Not Present /REL-4/
- Transport channel Identity	15
- RACH TFS	
- CHOICE Transport channel type	Common transport channels
- Dynamic Transport format information	
- RLC size	Reference clause 6.10 "Parameter Set"
- Number of TB and TTI List	Reference clause 6.10 "Parameter Set"
- Number of Transport blocks	Reference clause 6.10 "Parameter Set"
- CHOICE Mode	TDD
- Transmission Time Interval	Not Present
- CHOICE Logical channel List	Configured

<ul style="list-style-type: none"> - Semi-static Transport Format information - Transmission time interval - Type of channel coding - Coding Rate - Rate matching attribute - CRC size - RACH TFCS - PRACH partitioning - Access Service Class - ASC Settings <ul style="list-style-type: none"> - CHOICE mode <ul style="list-style-type: none"> - CHOICE TDD option - Available Channelisation codes indices - CHOICE subchannel size - Available Subchannels - ASC Settings <ul style="list-style-type: none"> - CHOICE mode <ul style="list-style-type: none"> - CHOICE TDD option - Available Channelisation codes indices - CHOICE subchannel size - Available Subchannels - ASC Settings <ul style="list-style-type: none"> - CHOICE mode <ul style="list-style-type: none"> - CHOICE TDD option - Available Channelisation codes indices - CHOICE subchannel size - Available Subchannels - ASC Settings <ul style="list-style-type: none"> - CHOICE mode <ul style="list-style-type: none"> - CHOICE TDD option - Available Channelisation codes indices - CHOICE subchannel size - Available Subchannels - ASC Settings <ul style="list-style-type: none"> - CHOICE mode <ul style="list-style-type: none"> - CHOICE TDD option - Available Channelisation codes indices - CHOICE subchannel size - Available Subchannels - ASC Settings 	<p>Reference clause 6.10 "Parameter Set" Reference clause 6.10 "Parameter Set" Reference clause 6.10 "Parameter Set" Reference clause 6.10 "Parameter Set" Reference clause 6.10 "Parameter Set" Not present</p> <p>(ASC#0) TDD 3.84 Mcps TDD Not Present (Default all) Size1 null</p> <p>(ASC#1) TDD 3.84 Mcps TDD Not Present (Default all) Size1 null</p> <p>(ASC#2) TDD 3.84 Mcps TDD Not Present (Default all) Size1 null</p> <p>(ASC#3) TDD 3.84 Mcps TDD Not Present (Default all) Size1 null</p> <p>(ASC#4) TDD 3.84 Mcps TDD Not Present (Default all) Size1 null</p> <p>(ASC#5)</p>
<ul style="list-style-type: none"> - CHOICE mode <ul style="list-style-type: none"> - CHOICE TDD option - Available Channelisation codes indices - CHOICE subchannel size - Available Subchannels - ASC Settings <ul style="list-style-type: none"> - CHOICE mode <ul style="list-style-type: none"> - CHOICE TDD option - Available Channelisation codes indices - CHOICE subchannel size - Available Subchannels - Persistence scaling factors - Access Service Class <ul style="list-style-type: none"> - Persistence scaling factor - Persistence scaling factor - Persistence scaling factor - Persistence scaling factor - Persistence scaling factor - AC-to-ASC mapping <ul style="list-style-type: none"> - AC-to-ASC mapping table - AC-to-ASC mapping - AC-to-ASC mapping - AC-to-ASC mapping - AC-to-ASC mapping - AC-to-ASC mapping - AC-to-ASC mapping - AC-to-ASC mapping - CHOICE <i>mode</i> 	<p>TDD 3.84 Mcps TDD Not Present (Default all) Size1 null</p> <p>(ASC#6) TDD 3.84 Mcps TDD Not Present (Default all) Size1 null</p> <p>0.9 (for ASC#2) 0.9 (for ASC#3) 0.9 (for ASC#4) 0.9 (for ASC#5) 0.9 (for ASC#6)</p> <p>6 (AC0-9) 5 (AC10) 4 (AC11) 3 (AC12) 2 (AC13) 1 (AC14) 0 (AC15) TDD (no data)</p>

<ul style="list-style-type: none"> - Secondary CCPCH system information - Secondary CCPCH system information - Secondary CCPCH info <ul style="list-style-type: none"> - CHOICE <i>mode</i> - Offset - Common timeslot info <ul style="list-style-type: none"> - 2nd interleaving mode - TFCI coding - Puncturing limit - Repetition period - Repetition length - Individual timeslot info <ul style="list-style-type: none"> - CHOICE TDD option <ul style="list-style-type: none"> - Timeslot number - TFCI existence - Midamble Shift and burst type <ul style="list-style-type: none"> - CHOICE <i>TDD option</i> <ul style="list-style-type: none"> - CHOICE Burst Type - Midamble Allocation Mode - Midamble configuration burst type 1 and 3 - Midamble Shift - CHOICE <i>TDD option</i> <ul style="list-style-type: none"> - no data - Code List - Channelisation Code - TFCS <ul style="list-style-type: none"> - CHOICE <i>TFCI signalling</i> <ul style="list-style-type: none"> - Normal - TFCI Field 1 information <ul style="list-style-type: none"> - CHOICE TFCS representation - TFCS complete information - CHOICE CTFC Size <ul style="list-style-type: none"> - CTFC information - Power offset information - FACH/PCH information <ul style="list-style-type: none"> - TFS <ul style="list-style-type: none"> - CHOICE Transport channel type - Dynamic Transport format information - RLC Size 	<p>TDD 0</p> <p>Frame Reference clause 6.10 "Parameter Set" Reference clause 6.10 "Parameter Set" Not Present (MD "1") Not present (empty)</p> <p>3.84 Mcps TDD 1 Reference clause 6.10 "Parameter Set"</p> <p>3.84 Mcps TDD Type 1 Default midamble 4 Not Present 3.84 Mcps TDD</p> <p>(This IE is repeated for Code number for PCH and FACH) (This IE is repeated for TFC number for PCH and FACH)</p> <p>Complete reconfiguration</p> <p>Number of bits used must be enough to cover all combinations of CTFC from clause 6.10. Reference clause 6.10 "Parameter Set" Not Present</p> <p>(PCH) Common transport channels</p> <p>Reference clause 6.10 "Parameter Set"</p>
<ul style="list-style-type: none"> - Number of TB and TTI List - Number of Transport blocks - CHOICE Mode <ul style="list-style-type: none"> - Transmission Time Interval - CHOICE Logical channel List - Semi-static Transport Format information <ul style="list-style-type: none"> - Transmission time interval - Type of channel coding - Coding Rate - Rate matching attribute - CRC size - Transport channel Identity - CTCH indicator - TFS <ul style="list-style-type: none"> - CHOICE Transport channel type - Dynamic Transport format information <ul style="list-style-type: none"> - RLC Size - Number of TB and TTI List - Number of Transport blocks - CHOICE Mode <ul style="list-style-type: none"> - Transmission Time Interval - CHOICE Logical channel List - Semi-static Transport Format information <ul style="list-style-type: none"> - Transmission time interval - Type of channel coding - Coding Rate - Rate matching attribute - CRC size 	<p>Reference clause 6.10 "Parameter Set" Reference clause 6.10 "Parameter Set" TDD Reference clause 6.10 "Parameter Set" ALL</p> <p>Reference clause 6.10 "Parameter Set" Reference clause 6.10 "Parameter Set" Reference clause 6.10 "Parameter Set" Reference clause 6.10 "Parameter Set" Reference clause 6.10 "Parameter Set"</p> <p>12 (for PCH) FALSE (FACH) Common transport channels</p> <p>Reference clause 6.10 "Parameter Set" Reference clause 6.10 "Parameter Set" Reference clause 6.10 "Parameter Set" TDD Reference clause 6.10 "Parameter Set" ALL</p> <p>Reference clause 6.10 "Parameter Set" Reference clause 6.10 "Parameter Set" Reference clause 6.10 "Parameter Set" Reference clause 6.10 "Parameter Set" Reference clause 6.10 "Parameter Set"</p>

- Transport channel Identity	13 (for FACH)
- CTCH indicator	FALSE
- TFS	(FACH)
- CHOICE Transport channel type	Common transport channels
- Dynamic Transport format information	
- RLC Size	Reference clause 6.10 "Parameter Set"
- Number of TB and TTI List	Reference clause 6.10 "Parameter Set"
- Number of Transport blocks	Reference clause 6.10 "Parameter Set"
- CHOICE Mode	TDD
- CHOICE Logical channel List	ALL
- Semi-static Transport Format information	
- Transmission time interval	Reference clause 6.10 "Parameter Set"
- Type of channel coding	Reference clause 6.10 "Parameter Set"
- Coding Rate	Reference clause 6.10 "Parameter Set"
- Rate matching attribute	Reference clause 6.10 "Parameter Set"
- CRC size	Reference clause 6.10 "Parameter Set"
- Transport channel Identity	14 (for FACH)
- CTCH indicator	FALSE
- PICH info	
- CHOICE <i>mode</i>	TDD
- CHOICE TDD option	3.84 Mcps TDD
- Timeslot number	0
- Midamble shift and burst type	
- CHOICE Burst Type	Type 1
- Midamble Allocation Mode	Default midamble
- Midamble configuration burst type 1 and 3	8
- Midamble Shift	Not Present
- Channelisation code	16/16
- Repetition period/length	64/2
- Offset	0
- Paging indicator length	4
- N _{GAP}	4
- N _{PCH}	2
- CBS DRX Level 1 information	Not Present

Contents of System Information Block type 5 (1.28 Mcps TDD)

Information Element	Conditions	Value/remark	Version
- SIB6 indicator		TRUE	
- PICH Power offset		-5 dB	
- CHOICE Mode		TDD	
- PUSCH system information		Not Present	
- PDSCH system information		Not Present	
- TDD open loop power control			
- Primary CCPCH Tx Power		30 dbm	
- CHOICE TDD option		1.28 Mcps TDD /REL-4/	
- no data			
- Primary CCPCH info			
- CHOICE <i>mode</i>		TDD	
- CHOICE TDD option		1.28 Mcps TDD /REL-4/	
- TSTD indicator		FALSE	
- Cell parameters ID		Set to the parameters id of the cell	
- SCTD indicator		FALSE	
- PRACH system information list			
- PRACH system information			
- PRACH info			
- CHOICE mode		TDD	
- CHOICE TDD option		1.28 Mcps TDD /REL-4/	
- SYNC_UL info			
- SYNC_UL codes bitmap		"11111111"	
- SYNC_UL codes bitmap	B1	"11110000"	
- PRX _{UpPCHdes}		15(-105dBm)	
- Power Ramping Step		3 dB	
- Max SYNC_UL Transmissions		8	
- Mmax		2	
- PRACH definition			
- Timeslot number			

<ul style="list-style-type: none"> - CHOICE TDD option - Timeslot number - PRACH Channelisation Code - Channelisation Code List - Channelisation Code - Midamble Shift and burst type - CHOICE TDD option - Midamble Allocation Mode - Midamble configuration - Midamble Shift - FPACH info - Timeslot number - Channelisation code - Midamble Shift and burst type - CHOICE TDD option - Midamble Allocation Mode - Midamble configuration - Midamble Shift - WT - Transport channel Identity - RACH TFS - CHOICE Transport channel type - Dynamic Transport format information - RLC size - Number of TB and TTI List - Number of Transport blocks - CHOICE Mode - CHOICE Logical channel List - Semi-static Transport Format information - Transmission time interval - Type of channel coding - Coding Rate - Rate matching attribute - CRC size - RACH TFCS - PRACH partitioning - Access Service Class - ASC Settings - CHOICE mode - CHOICE TDD option - Available SYNC_UL codes indices - CHOICE subchannel size - Available Subchannels - ASC Settings - CHOICE mode - CHOICE TDD option - Available SYNC_UL codes indices - CHOICE subchannel size - Available Subchannels - ASC Settings - CHOICE mode - CHOICE TDD option - Available SYNC_UL codes indices - CHOICE subchannel size - Available Subchannels - ASC Settings - CHOICE mode - CHOICE TDD option - Available SYNC_UL codes indices - CHOICE subchannel size - Available Subchannels 	<p>1.28 Mcps TDD /REL-4/ 1</p> <p>(8/8)</p> <p>1.28 Mcps TDD /REL-4/ Default midamble 8 (k=16) Not present</p> <p>0 (16/15)</p> <p>1.28 Mcps TDD /REL-4/ Default midamble 4 (k=8) Not present 4</p> <p>15</p> <p>Common transport channels</p> <p>170</p> <p>1 TDD Configured</p> <p>10 ms Convolutional 1/2 110t" 16</p> <p>Not present</p> <p>(ASC#0) TDD 1.28 Mcps TDD "11111111" Size1 Null</p> <p>(ASC#1) TDD 1.28 Mcps TDD "11111111" Size1 Null</p> <p>(ASC#2) TDD 1.28 Mcps TDD "11111111" Size1 Null</p> <p>(ASC#3) TDD 1.28 Mcps TDD "11111111" Size1 Null</p> <p>(ASC#4) TDD 1.28 Mcps TDD "11111111" Size1 Null</p> <p>(ASC#5)</p>	
---	--	--

- CHOICE mode		TDD
- CHOICE TDD option		1.28 Mcps TDD
- Available SYNC_UL codes indices		"11111111"
- CHOICE subchannel size		Size1
- Available Subchannels		Null
- ASC Settings		(ASC#6)
- CHOICE mode		TDD
- CHOICE TDD option		1.28 Mcps TDD
- Available SYNC_UL codes indices		"11111111"
- CHOICE subchannel size		Size1
- Available Subchannels		Null
- Access Service Class		
- Persistence scaling factor		0.9 (for ASC#2)
- Persistence scaling factor		0.9 (for ASC#3)
- Persistence scaling factor		0.9 (for ASC#4)
- Persistence scaling factor		0.9 (for ASC#5)
- Persistence scaling factor		0.9 (for ASC#6)
- AC-to-ASC mapping		
- AC-to-ASC mapping table		
- AC-to-ASC mapping		6 (AC0-9)
- AC-to-ASC mapping		5 (AC10)
- AC-to-ASC mapping		4 (AC11)
- AC-to-ASC mapping		3 (AC12)
- AC-to-ASC mapping		2 (AC13)
- AC-to-ASC mapping		1 (AC14)
- AC-to-ASC mapping		0 (AC15)
- CHOICE mode		TDD (no data)
- Secondary CCPCH system information		
- Secondary CCPCH info		
- CHOICE mode		TDD
- Offset		0
- Common timeslot info		
- 2 nd interleaving mode		Frame
- TFCI coding		16 bits
- Puncturing limit		Reference clause 6.11 "Parameter Set"
- Repetition period		1
- Repetition length		0
- Individual timeslot info		
- CHOICE TDD option		1.28 Mcps TDD
- Timeslot number		0
- TFCI existence		Reference clause 6.11 "Parameter Set"
- Midamble Shift and burst type		
- CHOICE TDD option		1.28 Mcps TDD
- Midamble Allocation Mode		Default midamble
- Midamble configuration		4 (k=8)
- Midamble Shift		Not Present
- CHOICE TDD option		1.28 Mcps TDD
- Modulation		QPSK
- SS-TPC Symbols		0
- Code List		
- Channelisation Code		(16/7)
- Channelisation Code		(16/8)
- Channelisation Code	B2	(16/9)
- Channelisation Code	B2	(16/10)
- Channelisation Code	B2	(16/11)
- TFCS		
- CHOICE TFCI signalling		Normal
- TFCI Field 1 information		
- CHOICE TFCS representation		Complete
- TFCS addition information		
- CHOICE CTFC Size		4 bit
- CHOICE CTFC Size	B2	6 bit
- CTFC information		0
- Power offset information		Not Present
- CTFC information		1
- Power offset information		Not Present

- CTFC information		2	
- Power offset information		Not Present	
- CTFC information		3	
- Power offset information		Not Present	
- CTFC information		4	
- Power offset information		Not Present	
- CTFC information		5	
- Power offset information		Not Present	
- CTFC information	B2	6	
- Power offset information	B2	Not Present	
- CTFC information	B2	7	
- Power offset information	B2	Not Present	
- CTFC information	B2	8	
- Power offset information	B2	Not Present	
- CTFC information	B2	9	
- Power offset information	B2	Not Present	
- CTFC information	B2	10	
- Power offset information	B2	Not Present	
- CTFC information	B2	11	
- Power offset information	B2	Not Present	
- CTFC information	B2	12	
- Power offset information	B2	Not Present	
- CTFC information	B2	13	
- Power offset information	B2	Not Present	
- CTFC information	B2	14	
- Power offset information	B2	Not Present	
- CTFC information	B2	15	
- Power offset information	B2	Not Present	
- CTFC information	B2	16	
- Power offset information	B2	Not Present	
- CTFC information	B2	17	
- Power offset information	B2	Not Present	
- FACH/PCH information			
- Transport channel Identity		12 (for PCH)	
- TFS		(PCH)	
- CHOICE Transport channel type		Common transport channels	
- Dynamic Transport format information			
- RLC Size		240	
- Number of TB and TTI List			
- Number of Transport blocks		0	
- Number of Transport blocks		1	
- CHOICE Mode		TDD	
- CHOICE Logical channel List		ALL	
- Semi-static Transport Format information			
- Transmission time interval		20 ms	
- Type of channel coding		convolutional	
- Coding Rate		1/2	
- Rate matching attribute		230	
- CRC size		16 bit	
- Transport channel Identity		13 (for FACH)	
- TFS		(FACH)	
- CHOICE Transport channel type		Common transport channels	
- Dynamic Transport format information			
- RLC Size		171	
- Number of TB and TTI List			
- Number of Transport blocks		0	
- Number of Transport blocks		1	
- Number of Transport blocks		2	
- CHOICE Mode		TDD	
- CHOICE Logical channel List		ALL	
- Semi-static Transport Format information			
- Transmission time interval		20 ms	
- Type of channel coding		convolutional	
- Coding Rate		1/2	
- Rate matching attribute		230	
- CRC size		16 bit	
- CTCH indicator		FALSE	

- Transport channel Identity	B2	14 (for FACH)	
- TFS		(FACH)	
- CHOICE Transport channel type		Common transport channels	
- Dynamic Transport format information			
- RLC Size		363	
- Number of TB and TTI List			
- Number of Transport blocks		0	
- Number of Transport blocks		1	
- Number of Transport blocks		2	
- CHOICE Mode		TDD	
- CHOICE Logical channel List		ALL	
- Semi-static Transport Format information			
- Transmission time interval		20 ms	
- Type of channel coding		Turbo	
- Coding Rate		1/3	
- Rate matching attribute		130	
- CRC size		16 bit	
- CTCH indicator		FALSE	
- PICH info			
- CHOICE mode		TDD	
- CHOICE TDD option		1.28 Mcps TDD	
- Timeslot number		0	
- Midamble shift and burst type			
- Midamble Allocation Mode		Default midamble	
- Midamble configuration		4 (k=8)	
- Midamble Shift		Not Present	
- Channelisation code list			
- Channelisation code		(16/5)	
- Channelisation code		(16/6)	
- Repetition period/length		64/2	
- Offset		0	
- Paging indicator length		4	
- N _{GAP}		4	
- N _{PCH}		2	
- CBS DRX Level 1 information		Not Present	
- CHOICE Mode	B1	TDD	Rel-8
- HS-DSCH common system information			Rel-8
- CCCH mapping info			
- Logical channel identity		5	
- MAC-ehs queue identity		0	
- SRB1 mapping info		Not Present	
- Common MAC-ehs reordering queue list			
- MAC-ehs queue to configure list		Configure 2 queues	
- MAC-ehs queue Id		0	
- T1		50ms	
- Treset		Not Present	
- MAC-ehs window size		16	
- MAC-ehs queue Id		1	
- T1		50ms	
- Treset		Not Present	
- MAC-ehs window size		16	
- HS-SCCH system info			
- HS-SCCH Set Configuration			
- Timeslot number		1	
- Timeslot number		0	
- First Channelisation code		16/11	
- Second Channelisation code		16/12	
- Midamble Allocation mode		Default midamble	
- Midamble configuration		16	
- HS-SICH configuration			
- Timeslot number		1	
- Channelisation code		16/13	
- Midamble Allocation mode		Default midamble	
- Midamble configuration		16	
- PRX _{HS-SICH}		-120	
- Ack-Nack Power Offset		0	
- TPC step size		1	
- BLER target		-2.0	
- Power Control GAP		Not Present	

- Pathloss compensation switch		Not Present	
- HARQ system Info		Reference to clause 6.11.5.4.6	
- Number of Processes		Parameter Set Implicit	
- CHOICE <i>Memory Partitioning</i>			
- HS-PDSCH Midamble Configuration		Default midamble	
- Midamble Allocation Mode		16	
- Midamble Configuration		Use 4	
- Common H-RNTI Information		'1111 1010 1010 1010'	
- Common H-RNTI		'1111 1010 1010 1011'	
- Common H-RNTI		'1111 1010 1010 1100'	
- Common H-RNTI		'1111 1010 1010 1110'	
- BCCH specific H-RNTI		'1111 1010 1110 1010'	
- HS-DSCH paging system information			Rel-8
- PICH for HS-DSCH list		Use value 1	
- CHOICE Configuration Mode		Explicit	
- HSDPA associated PICH info		TDD	
- Timeslot number		0	
- Midamble shift and burst type			
- CHOICE <i>TDD option</i>		1.28 Mcps TDD	
- Midamble Allocation Mode		Default midamble	
- Midamble Configuration		16	
- CHOICE <i>TDD option</i>		1.28 Mcps TDD	
- Codes list		1	
- Channelisation code		16/5	
- Repetition period/length		Not Present	
- Offset		0	
- Paging indicator length		Not Present	
- N _{GAP}		Not Present	
- N _{PCH}		Not Present	
- DTCH/DCCH Reception window size		4	
- PCCH related information		3	
- Paging associated HS-PDSCH info		1	
- HS-PDSCH Midamble Configuration		1	
- Midamble Allocation Mode		Default midamble	
- Midamble Configuration		16	
- Timeslot Resource Related Information		'000100'	
- Code Resource Information			
- Start code		16/16	
- Stop code		16/16	
- Paging Sub-Channel Size		1	
- Transport Block Size List		1	
- Transport Block Size Index		1	
CommonEDCHSystemInfo	B1		Rel-8
-ul-InterferenceForCommonEDCH		Not Present	
-common-E-DCH-MAC-d-FlowList			
- mac-d-FlowIdentity		1	
- mac-d-FlowPowerOffset		0	
- mac-d-FlowMaxRetrans		7	
- mac-d-FlowMultiplexingList		Not Present	
- e-dch-mac-d-flow-retransmission-timer		10ms	
-CHOICE Mode		TDD	
- CHOICE <i>TDD option</i>		1.28 Mcps TDD	
- prach-PreambleForEnhancedUplink			
- E-RUCCH Info			
- T-RUCCH		ms200	
- N-RUCCH		3	
- T-WAIT		ms320	
- T-SI		ms20	
- Extended Estimation Window		3	
- E-RUCCH Access Service class		Not Present	
- E-RUCCH persistence scaling factor		Not Present	
list			
- SYNC_UL info			
- SYNC_UL codes bitmap		"00001111"	
- PRACH Information		Not Present	

- E-PUCH info			
- E-TFCS information			
- Reference Beta Information QPSK list			
- Reference Code Rate		2	
- Reference Beta		-10	
- Reference Code Rate		8	
- Reference Beta		-3	
- Reference Beta Information 16QAM list			
- Reference Code Rate		2	
- Reference Beta		-5	
- Reference Code Rate		8	
- Reference Beta		2	
- SNPL Reporting Type		type1	
- PRXdes_base		-112	
- Beacon PL Est.		Not Present	
- TPC step size		1	
- Pebase power control gap		Not Present	
- Uplink synchronisation parameters		Not Present	
- E-PUCH TS configuration list			
- TS number		1	
- Midamble shift and burst type			
- Midamble Allocation Mode		Default midamble	
- Midamble configuration		16	
- Minimum allowed code rate		0	
- Maximum allowed code rate		63	
- Maximum number of retransmissions for Scheduling Info		3	
- Retransmission Timer for Scheduling Info		40	
- Power Offset for Scheduling Info		0	
- E-HICH info			
- N_{E-HICH}		6	
- E-HICH set configuration			
- EI		0	
- Timeslot number		6	
- Channelisation code		16/6	
- Midamble Allocation Mode		Default midamble	
- Midamble configuration		16	
- E-AGCH Info			
- RDI Indicator		TRUE	
- TPC step size		1	
- E-AGCH set configuration			
- Timeslot number		6	
- First Channelisation code		16/3	
- Second Channelisation code		16/4	
- Midamble Allocation Mode		Default midamble	
- Midamble configuration		16	
- E-AGCH BLER target		-0.05	
- HARQ info for E-DCH			
- CHOICE <i>mode</i>		TDD	
- HARQ RV Configuration		rvtable	
- CCCH transmission info			
- Common E-RNTI info			
- Common E-RNTI information		4	
- Starting E-RNTI		'1111 1010 1010 1010'	
- Number of group		1	
- Number of E-RNTI per group		1	
- Starting E-RNTI		'1111 1010 1010 1011'	
- Number of group		1	
- Number of E-RNTI per group		2	
- Starting E-RNTI		'1111 1010 1010 1100'	
- Number of group		1	

- Number of E-RNTI per group	3	
- Starting E-RNTI	'1111 1010 1010 1110'	
- Number of group	1	
- Number of E-RNTI per group	4	
- HARQ maximum number of retransmissions	2	
- HARQ retransmission timer	160	
- HARQ power offset	0	

B1	Only for cells which configure HS-DSCH and common E-DCH reception in CELL_FACH
B2	For TDD signalling configuration

Contents of System Information Block type 5 (7.68 Mcps TDD)

- SIB6 indicator	TRUE
- PICH Power offset	-5 dB
- CHOICE Mode	TDD
- PUSCH system information	Not Present
- PUSCH system information VHCR	Not Present
- PDSCH system information	Not Present
- TDD open loop power control	
- Primary CCPCH Tx Power	30 dbm
- CHOICE TDD option	7.68 Mcps TDD
- Alpha	(1/8)
- PRACH Constant Value	-10
- DPCH Constant Value	-10
- PUSCH Constant Value	-10
- UE positioning related parameters	Not Present
- Primary CCPCH info	
- CHOICE mode	TDD
- CHOICE TDD option	7.68 Mcps TDD
- CHOICE SyncCase	Sync Case 2
- Timeslot	0
- Cell parameters ID	Not Present
- SCTD indicator	FALSE
- PRACH system information list	
- PRACH system information	
- PRACH info	
- CHOICE mode	TDD
- CHOICE TDD option	7.68 Mcps TDD
- Timeslot number	14
- PRACH Channelisation Code List VHCR	
- CHOICE SF	SF16
- Channelisation Code List	
- Channelisation Code	16/1
- Channelisation Code	16/2
- Channelisation Code	16/3
- Channelisation Code	16/4
- PRACH Midamble	Direct
- PNBSCH allocation	Not Present /REL-4/
- Transport channel Identity	15
- RACH TFS	
- CHOICE Transport channel type	Common transport channels
- Dynamic Transport format information	
- RLC size	Reference clause 6.10 "Parameter Set"
- Number of TB and TTI List	Reference clause 6.10 "Parameter Set"
- Number of Transport blocks	Reference clause 6.10 "Parameter Set"
- CHOICE Mode	TDD
- Transmission Time Interval	Not Present
- CHOICE Logical channel List	Configured
- Semi-static Transport Format information	
- Transmission time interval	Reference clause 6.10 "Parameter Set"
- Type of channel coding	Reference clause 6.10 "Parameter Set"
- Coding Rate	Reference clause 6.10 "Parameter Set"
- Rate matching attribute	Reference clause 6.10 "Parameter Set"
- CRC size	Reference clause 6.10 "Parameter Set"

<ul style="list-style-type: none"> - RACH TFCS - PRACH partitioning - Access Service Class - ASC Settings <ul style="list-style-type: none"> - CHOICE mode - CHOICE TDD option - Available Channelisation codes indices - CHOICE subchannel size - Available Subchannels - ASC Settings <ul style="list-style-type: none"> - CHOICE mode - CHOICE TDD option - Available Channelisation codes indices - CHOICE subchannel size - Available Subchannels - ASC Settings <ul style="list-style-type: none"> - CHOICE mode - CHOICE TDD option - Available Channelisation codes indices - CHOICE subchannel size - Available Subchannels - ASC Settings <ul style="list-style-type: none"> - CHOICE mode - CHOICE TDD option - Available Channelisation codes indices - CHOICE subchannel size - Available Subchannels - ASC Settings <ul style="list-style-type: none"> - CHOICE mode - CHOICE TDD option - Available Channelisation codes indices - CHOICE subchannel size - Available Subchannels - ASC Settings <ul style="list-style-type: none"> - CHOICE mode - CHOICE TDD option - Available Channelisation codes indices - CHOICE subchannel size - Available Subchannels - ASC Settings 	<p>Not present</p> <p>(ASC#0)</p> <p>TDD</p> <p>7.68 Mcps TDD</p> <p>Not Present (Default all)</p> <p>Size1</p> <p>null</p> <p>(ASC#1)</p> <p>TDD</p> <p>7.68 Mcps TDD</p> <p>Not Present (Default all)</p> <p>Size1</p> <p>null</p> <p>(ASC#2)</p> <p>TDD</p> <p>7.68 Mcps TDD</p> <p>Not Present (Default all)</p> <p>Size1</p> <p>null</p> <p>(ASC#3)</p> <p>TDD</p> <p>7.68 Mcps TDD</p> <p>Not Present (Default all)</p> <p>Size1</p> <p>null</p> <p>(ASC#4)</p> <p>TDD</p> <p>7.68 Mcps TDD</p> <p>Not Present (Default all)</p> <p>Size1</p> <p>null</p> <p>(ASC#5)</p>
<ul style="list-style-type: none"> - CHOICE mode - CHOICE TDD option - Available Channelisation codes indices - CHOICE subchannel size - Available Subchannels - ASC Settings <ul style="list-style-type: none"> - CHOICE mode - CHOICE TDD option - Available Channelisation codes indices - CHOICE subchannel size - Available Subchannels - Persistence scaling factors - Access Service Class <ul style="list-style-type: none"> - Persistence scaling factor - Persistence scaling factor - Persistence scaling factor - Persistence scaling factor - Persistence scaling factor - AC-to-ASC mapping <ul style="list-style-type: none"> - AC-to-ASC mapping table - AC-to-ASC mapping - AC-to-ASC mapping - AC-to-ASC mapping - AC-to-ASC mapping - AC-to-ASC mapping - AC-to-ASC mapping - AC-to-ASC mapping - AC-to-ASC mapping - CHOICE mode - Secondary CCPCH system information - Secondary CCPCH system information - Secondary CCPCH info <ul style="list-style-type: none"> - CHOICE mode - Offset - Common timeslot info 	<p>TDD</p> <p>7.68 Mcps TDD</p> <p>Not Present (Default all)</p> <p>Size1</p> <p>null</p> <p>(ASC#6)</p> <p>TDD</p> <p>7.68 Mcps TDD</p> <p>Not Present (Default all)</p> <p>Size1</p> <p>null</p> <p>0.9 (for ASC#2)</p> <p>0.9 (for ASC#3)</p> <p>0.9 (for ASC#4)</p> <p>0.9 (for ASC#5)</p> <p>0.9 (for ASC#6)</p> <p>6 (AC0-9)</p> <p>5 (AC10)</p> <p>4 (AC11)</p> <p>3 (AC12)</p> <p>2 (AC13)</p> <p>1 (AC14)</p> <p>0 (AC15)</p> <p>TDD (no data)</p> <p>7.68 Mcps TDD</p> <p>0</p>

<ul style="list-style-type: none"> - 2nd interleaving mode - TFCI coding - Puncturing limit - Repetition period - Repetition length - Individual timeslot info - CHOICE TDD option <ul style="list-style-type: none"> - Timeslot number - TFCI existence - Midamble Shift and burst type <ul style="list-style-type: none"> - CHOICE <i>TDD option</i> <ul style="list-style-type: none"> - CHOICE Burst Type <ul style="list-style-type: none"> - Midamble Allocation Mode - Midamble configuration burst type 1 and 3 - Midamble Shift - CHOICE <i>TDD option</i> <ul style="list-style-type: none"> - no data - Code List - Channelisation Code - TFCS <ul style="list-style-type: none"> - CHOICE <i>TFCS signalling</i> <ul style="list-style-type: none"> - Normal - TFCS Field 1 information - CHOICE TFCS representation - TFCS complete information - CHOICE CTFC Size <ul style="list-style-type: none"> - CTFC information - Power offset information - FACH/PCH information <ul style="list-style-type: none"> - TFS <ul style="list-style-type: none"> - CHOICE Transport channel type - Dynamic Transport format information - RLC Size 	<p>Frame</p> <p>Reference clause 6.10 "Parameter Set"</p> <p>Reference clause 6.10 "Parameter Set"</p> <p>Not Present (MD "1")</p> <p>Not present (empty)</p> <p>7.68 Mcps TDD</p> <p>1</p> <p>Reference clause 6.10 "Parameter Set"</p> <p>7.68 Mcps TDD</p> <p>Type 1</p> <p>Default midamble</p> <p>4</p> <p>Not Present</p> <p>7.68 Mcps TDD</p> <p>(This IE is repeated for Code number for PCH and FACH)</p> <p>(This IE is repeated for TFC number for PCH and FACH)</p> <p>Complete reconfiguration</p> <p>Number of bits used must be enough to cover all combinations of CTFC from clause 6.10.</p> <p>Reference clause 6.10 "Parameter Set"</p> <p>Not Present</p> <p>(PCH)</p> <p>Common transport channels</p> <p>Reference clause 6.10 "Parameter Set"</p>
<ul style="list-style-type: none"> - Number of TB and TTI List - Number of Transport blocks - CHOICE Mode <ul style="list-style-type: none"> - Transmission Time Interval - CHOICE Logical channel List - Semi-static Transport Format information <ul style="list-style-type: none"> - Transmission time interval - Type of channel coding - Coding Rate - Rate matching attribute - CRC size - Transport channel Identity - CTCH indicator - TFS <ul style="list-style-type: none"> - CHOICE Transport channel type - Dynamic Transport format information <ul style="list-style-type: none"> - RLC Size - Number of TB and TTI List - Number of Transport blocks - CHOICE Mode <ul style="list-style-type: none"> - Transmission Time Interval - CHOICE Logical channel List - Semi-static Transport Format information <ul style="list-style-type: none"> - Transmission time interval - Type of channel coding - Coding Rate - Rate matching attribute - CRC size - Transport channel Identity - CTCH indicator - TFS <ul style="list-style-type: none"> - CHOICE Transport channel type - Dynamic Transport format information <ul style="list-style-type: none"> - RLC Size 	<p>Reference clause 6.10 "Parameter Set"</p> <p>Reference clause 6.10 "Parameter Set"</p> <p>TDD</p> <p>Reference clause 6.10 "Parameter Set"</p> <p>ALL</p> <p>Reference clause 6.10 "Parameter Set"</p> <p>Reference clause 6.10 "Parameter Set"</p> <p>Reference clause 6.10 "Parameter Set"</p> <p>Reference clause 6.10 "Parameter Set"</p> <p>Reference clause 6.10 "Parameter Set"</p> <p>12 (for PCH)</p> <p>FALSE</p> <p>(FACH)</p> <p>Common transport channels</p> <p>Reference clause 6.10 "Parameter Set"</p> <p>Reference clause 6.10 "Parameter Set"</p> <p>Reference clause 6.10 "Parameter Set"</p> <p>TDD</p> <p>Reference clause 6.10 "Parameter Set"</p> <p>ALL</p> <p>Reference clause 6.10 "Parameter Set"</p> <p>Reference clause 6.10 "Parameter Set"</p> <p>Reference clause 6.10 "Parameter Set"</p> <p>Reference clause 6.10 "Parameter Set"</p> <p>Reference clause 6.10 "Parameter Set"</p> <p>13 (for FACH)</p> <p>FALSE</p> <p>(FACH)</p> <p>Common transport channels</p> <p>Reference clause 6.10 "Parameter Set"</p>

- Number of TB and TTI List	Reference clause 6.10 "Parameter Set"
- Number of Transport blocks	Reference clause 6.10 "Parameter Set"
- CHOICE Mode	TDD
- CHOICE Logical channel List	ALL
- Semi-static Transport Format information	
- Transmission time interval	Reference clause 6.10 "Parameter Set"
- Type of channel coding	Reference clause 6.10 "Parameter Set"
- Coding Rate	Reference clause 6.10 "Parameter Set"
- Rate matching attribute	Reference clause 6.10 "Parameter Set"
- CRC size	Reference clause 6.10 "Parameter Set"
- Transport channel Identity	14 (for FACH)
- CTCH indicator	FALSE
- PICH info	
- CHOICE <i>mode</i>	TDD
- CHOICE TDD option	7.68 Mcps TDD
- Timeslot number	0
- Midamble shift and burst type	
- CHOICE Burst Type	Type 1
- Midamble Allocation Mode	Default midamble
- Midamble configuration burst type 1 and 3	8
- Midamble Shift	Not Present
- Channelisation code	32/32
- Repetition period/length	64/2
- Offset	0
- Paging indicator length	4
- N _{GAP}	4
- N _{PCH}	2
- MCCH configuration information	Not Present
- CBS DRX Level 1 information	Not Present
- Frequency band indicator	Not Present
- Frequency band indicator 2	Not Present
- HSDPA cell Indicator	Not Present
- E-DCH cell Indicator	Not Present
- Secondary CCPCH system information MBMS	Not Present

Contents of System Information Block type 5bis (FDD)

The message structure of the System information block type 5bis should be the same as System information block type 5 with the following exceptions as given below.

- Frequency Band Indicator	A1	FDD Band under test
- Frequency Band Indicator 2		Not Present
- Frequency Band Indicator	A2	Extension indicator
- Frequency Band Indicator 2		FDD Band under test

Condition	Explanation
A1	Band IV
A2	Band IX, Band X

Contents of System Information Block type 6 in connected mode (FDD)

- PICH power offset	-5 dB
- CHOICE Mode	FDD
- AICH power offset	-5 dB
- Primary CCPCH info	Not Present
- PRACH system information list	Not present
- Secondary CCPCH system info	Not Present
- CBS DRX Level 1 information	Not Present

Contents of System Information Block type 6 in connected mode (similar to SIB type 5) (3.84 Mcps TDD)

- PICH Power offset	-5 dB
- CHOICE Mode	TDD

<ul style="list-style-type: none"> - PUSCH system information - PDSCH system information - TDD open loop power control - Primary CCPCH Tx Power - CHOICE TDD option - Alpha - PRACH Constant Value - DPCH Constant Value - PUSCH Constant Value - Primary CCPCH info - CHOICE <i>mode</i> - CHOICE TDD option - CHOICE SyncCase - Timeslot - Cell parameters ID - SCTD indicator - PRACH system information list - PRACH system information - PRACH info - CHOICE mode - CHOICE TDD option - Timeslot number - PRACH Channelisation Code List - CHOICE SF - Channelisation Code List - Channelisation Code - Channelisation Code - Channelisation Code - Channelisation Code - PRACH Midamble - Transport channel Identity - RACH TFS - CHOICE Transport channel type - Dynamic Transport format information - RLC size - Number of TB and TTI List - Number of Transport blocks - CHOICE Mode - Transmission Time Interval - CHOICE Logical channel List - Semi-static Transport Format information 	<p>Not Present</p> <p>Not Present</p> <p>30 dbm</p> <p>3.84 Mcps TDD /REL-4/ (1/8)</p> <p>-10</p> <p>-10</p> <p>-10</p> <p>TDD</p> <p>3.84 Mcps TDD /REL-4/ Sync Case 2</p> <p>0</p> <p>Not Present</p> <p>FALSE</p> <p>TDD</p> <p>3.84 Mcps TDD /REL-4/ 14</p> <p>SF8</p> <p>8/1</p> <p>8/2</p> <p>8/3</p> <p>8/4</p> <p>Direct</p> <p>15</p> <p>Common transport channels</p> <p>Reference clause 6.10 "Parameter Set"</p> <p>Reference clause 6.10 "Parameter Set"</p> <p>Reference clause 6.10 "Parameter Set"</p> <p>TDD</p> <p>Not Present</p> <p>Configured</p>
<ul style="list-style-type: none"> - Transmission time interval - Type of channel coding - Coding Rate - Rate matching attribute - CRC size - RACH TFCS - PRACH partitioning - Access Service Class - ASC Settings - CHOICE mode - CHOICE TDD option - Available Channelisation codes indices - CHOICE subchannel size - Available Subchannels - ASC Settings - CHOICE mode - CHOICE TDD option - Available Channelisation codes indices - CHOICE subchannel size - Available Subchannels - ASC Settings - CHOICE mode - CHOICE TDD option - Available Channelisation codes indices - CHOICE subchannel size - Available Subchannels - ASC Settings 	<p>Reference clause 6.10 "Parameter Set"</p> <p>Reference clause 6.10 "Parameter Set"</p> <p>Reference clause 6.10 "Parameter Set"</p> <p>Reference clause 6.10 "Parameter Set"</p> <p>Reference clause 6.10 "Parameter Set"</p> <p>Not present</p> <p>(ASC#0)</p> <p>TDD</p> <p>3.84 Mcps TDD /REL-4/ Not Present (Default all)</p> <p>Size1</p> <p>null</p> <p>(ASC#1)</p> <p>TDD</p> <p>3.84 Mcps TDD /REL-4/ Not Present (Default all)</p> <p>Size1</p> <p>null</p> <p>(ASC#2)</p> <p>TDD</p> <p>3.84 Mcps TDD /REL-4/ Not Present (Default all)</p> <p>Size1</p> <p>null</p> <p>(ASC#3)</p>

<ul style="list-style-type: none"> - CHOICE mode - CHOICE TDD option - Available Channelisation codes indices - CHOICE subchannel size - Available Subchannels - ASC Settings - CHOICE mode - CHOICE TDD option - Available Channelisation codes indices - CHOICE subchannel size - Available Subchannels - ASC Settings - CHOICE mode - Available Channelisation codes indices - CHOICE subchannel size - Available Subchannels - ASC Settings - CHOICE mode - CHOICE TDD option - Available Channelisation codes indices - CHOICE subchannel size - Available Subchannels - Persistence scaling factors - Access Service Class - Persistence scaling factor - Persistence scaling factor - Persistence scaling factor - Persistence scaling factor - Persistence scaling factor - AC-to-ASC mapping - CHOICE <i>mode</i> - Secondary CCPCH system information - Secondary CCPCH system information - Secondary CCPCH info - CHOICE <i>mode</i> - Offset - Common timeslot info - 2nd interleaving mode - TFCI coding - Puncturing limit - Repetition period 	<p>TDD</p> <p>3.84 Mcps TDD /REL-4/ Not Present (Default all)</p> <p>Size1 null (ASC#4)</p> <p>TDD</p> <p>3.84 Mcps TDD /REL-4/ Not Present (Default all)</p> <p>Size1 null (ASC#5)</p> <p>TDD</p> <p>Not Present (Default all)</p> <p>Size1 null (ASC#6)</p> <p>TDD</p> <p>3.84 Mcps TDD /REL-4/ Not Present (Default all)</p> <p>Size1 null</p> <p>0.9 (for ASC#2)</p> <p>0.9 (for ASC#3)</p> <p>0.9 (for ASC#4)</p> <p>0.9 (for ASC#5)</p> <p>0.9 (for ASC#6)</p> <p>Not Present</p> <p>TDD (no data)</p> <p>TDD</p> <p>0</p> <p>Not Present (MD "Frame")</p> <p>Reference clause 6.10 "Parameter Set"</p> <p>Reference clause 6.10 "Parameter Set"</p> <p>Not Present (MD "1")</p>
<ul style="list-style-type: none"> - Repetition length - Individual timeslot info - CHOICE TDD option - Timeslot number - TFCI existence - Midamble Shift and burst type - CHOICE Burst Type - Midamble Allocation Mode - Midamble configuration burst type 1 and 3 - Midamble Shift - Code List - Channelisation Code - TFCS - Normal - TFCI Field 1 information - CHOICE TFCS representation - TFCS complete reconfiguration information - CHOICE CTFC Size - CTFC information - Power offset information - FACH/PCH information - TFS - CHOICE Transport channel type - Dynamic Transport format information - RLC Size - Number of TB and TTI List 	<p>Not present</p> <p>3.84 Mcps TDD /REL-4/ 1</p> <p>Reference clause 6.10 "Parameter Set"</p> <p>Type 1 Default midamble</p> <p>4 Not Present</p> <p>Reference clause 6.10 "Parameter Set" (This IE is repeated for TFC number for PCH and FACH.)</p> <p>Complete reconfiguration</p> <p>Number of bits used must be enough to cover all combinations of CTFC from clause 6.10. Reference clause 6.10 "Parameter Set"</p> <p>Not Present</p> <p>(PCH) Common transport channels</p> <p>Reference clause 6.10 "Parameter Set"</p> <p>Reference clause 6.10 "Parameter Set"</p>

- Number of Transport blocks	Reference clause 6.10 "Parameter Set"
- CHOICE Mode	TDD
- Transmission Time Interval	Reference clause 6.10 "Parameter Set"
- CHOICE Logical channel List	ALL
- Semi-static Transport Format information	
- Transmission time interval	Reference clause 6.10 "Parameter Set"
- Type of channel coding	Reference clause 6.10 "Parameter Set"
- Coding Rate	Reference clause 6.10 "Parameter Set"
- Rate matching attribute	Reference clause 6.10 "Parameter Set"
- CRC size	Reference clause 6.10 "Parameter Set"
- Transport channel Identity	12 (for PCH)
- CTCH indicator	FALSE
- TFS	(FACH)
- CHOICE Transport channel type	Common transport channels
- Dynamic Transport format information	
- RLC Size	Reference clause 6.10 "Parameter Set"
- Number of TB and TTI List	Reference clause 6.10 "Parameter Set"
- Number of Transport blocks	Reference clause 6.10 "Parameter Set"
- CHOICE Mode	TDD
- Transmission Time Interval	Reference clause 6.10 "Parameter Set"
- CHOICE Logical channel List	ALL
- Semi-static Transport Format information	
- Transmission time interval	Reference clause 6.10 "Parameter Set"
- Type of channel coding	Reference clause 6.10 "Parameter Set"
- Coding Rate	Reference clause 6.10 "Parameter Set"
- Rate matching attribute	Reference clause 6.10 "Parameter Set"
- CRC size	Reference clause 6.10 "Parameter Set"
- Transport channel Identity	13 (for FACH)
- TFS	(FACH)
- CHOICE Transport channel type	Common transport channels
- Dynamic Transport format information	(This IE is repeated for TFI number.)
- RLC Size	Reference clause 6.10 "Parameter Set"
- Number of TB and TTI List	Reference clause 6.10 "Parameter Set"
- Number of Transport blocks	Reference clause 6.10 "Parameter Set"
- CHOICE Mode	TDD
- CHOICE Logical channel List	ALL
- Semi-static Transport Format information	
- Transmission time interval	Reference clause 6.10 "Parameter Set"
- Type of channel coding	Reference clause 6.10 "Parameter Set"
- Coding Rate	Reference clause 6.10 "Parameter Set"
- Rate matching attribute	Reference clause 6.10 "Parameter Set"
- CRC size	Reference clause 6.10 "Parameter Set"
- Transport channel Identity	14 (for FACH)
- CTCH indicator	FALSE
- CTCH indicator	FALSE
- PICH info	
- CHOICE mode	TDD
- CHOICE TDD option	3.84 Mcps TDD
- Timeslot number	0
- Midamble shift and burst type	
- CHOICE Burst Type	Type 1
- Midamble Allocation Mode	Default midamble
- Midamble configuration burst type 1 and 3	8
- Midamble Shift	Not Present
- Channelisation code	16/16
- Repetition period/length	64/2
- Offset	0
- Paging indicator length	4
- N _{GAP}	4
- N _{PCH}	2
- CBS DRX Level 1 information	Not Present

Contents of System Information Block type 6 In connected mode (1.28 Mcps TDD)

- PICH Power offset	-5 dB
- CHOICE Mode	TDD
- PUSCH system information	Not Present

- PDSCH system information	Not Present
- TDD open loop power control	
- Primary CCPCH Tx Power	30 dBm
- CHOICE TDD option	1.28 Mcps TDD /REL-4/
- Primary CCPCH info	Not Present
- PRACH system information list	Not Present
- Secondary CCPCH system information	Not Present
- CBS DRX Level 1 information	Not Present

Contents of System Information Block type 6 in connected mode (7.68 Mcps TDD)

- PICH Power offset	-5 dB
- CHOICE Mode	TDD
- PUSCH system information	Not Present
- PDSCH system information	Not Present
- TDD open loop power control	Not present
- Primary CCPCH info	Not Present
- PRACH system information list	Not Present
- Secondary CCPCH system information	Not Present
- CBS DRX Level 1 information	Not Present

Contents of System Information Block type 7 (FDD)

CHOICE Mode	FDD
- UL interference	-100 dBm
- PRACHs listed in system information block type5	
- Dynamic persistence level	2
- PRACHs listed in system information block type6	Not Present
- Expiration Time Factor	Not Present - use default value of 1

Contents of System Information Block type 7 (TDD)

CHOICE Mode	TDD
PRACHs listed in system information block type5	
- Dynamic persistence level	2
PRACHs listed in system information block type6	
- Dynamic persistence level	2
Expiration Time Factor	Not Present - use default value of 1

Contents of System Information Block type 8, 9 (only for FDD R99 and Rel-4)

This information is used for static CPCH in the cell, so this is not present.

Contents of System Information Block type 10 (only for FDD R99 and Rel-4)

This information is used for DRAC, so this is not present.

Contents of System Information Block type 11 (FDD)

This is the default message content of SIB 11 for cell 1.

See clause 6.1.4 for the difference in message contents of System Information Block type 11 (FDD) for cell 2 to 8.

See clause 6.1.4.3 for the difference in message contents of System information Block type 11(FDD) for cell 21 to 28

- SIB12 indicator	A1, A2, A3	TRUE
- FACH measurement occasion info		Not Present
- Measurement control system information		
- Use of HCS		Not used
- Cell selection and reselection quality measure		CPICH RSCP
- Intra-frequency measurement system information	A1, A2, A3	

<ul style="list-style-type: none"> - Intra-frequency measurement identity - Intra-frequency cell info list - CHOICE intra-frequency cell removal - New intra-frequency cells <ul style="list-style-type: none"> - Intra-frequency cell id - Cell info - Cell individual offset - Reference time difference to cell - Read SFN indicator - CHOICE mode <ul style="list-style-type: none"> - Primary CPICH info - Primary scrambling code - Primary CPICH TX power - TX Diversity indicator - Cell Selection and Re-selection info - Intra-frequency cell id - Cell info - Cell individual offset - Reference time difference to cell - Read SFN indicator - CHOICE mode <ul style="list-style-type: none"> - Primary CPICH info - Primary scrambling code - Primary CPICH TX power - TX Diversity indicator - Cell Selection and Re-selection info - Intra-frequency cell id - Cell info - Intra-frequency cell id - Cell info - Intra-frequency cell id - Cell info - Intra-frequency cell id - Cell info 	<p>A1, A3</p> <p>A1, A3</p> <p>A3</p>	<p>Not Present Absence of this IE is equivalent to default value 1</p> <p>Not present (This IE shall be ignored by the UE for SIB11)</p> <p>1</p> <p>Not present Absence of this IE is equivalent to default value 0 dB</p> <p>Not Present FALSE FDD</p> <p>Refer to clause titled "Default settings for cell No.1 (FDD)" in clause 6.1.4</p> <p>Not Present FALSE</p> <p>Not Present (The IE shall be absent as this is the serving cell)</p> <p>2</p> <p>Not present Absence of this IE is equivalent to default value 0dB</p> <p>Not present TRUE FDD</p> <p>Refer to clause titled "Default settings for cell No.2 (FDD)" in clause 6.1.4</p> <p>Not Present FALSE</p> <p>Not present For neighbouring cell, if HCS is not used and all the parameters in cell selection and re-selection info are Default value, this IE is absent.</p> <p>3 Same content as specified for Intra-frequency cell id=2 with the exception that value for Primary scrambling code shall be according to clause titled "Default settings for cell No.3 (FDD)" in clause 6.1.4</p> <p>7 Same content as specified for Intra-frequency cell id=2 with the exception that value for Primary scrambling code shall be according to clause titled "Default settings for cell No.7 (FDD)" in clause 6.1.4 Note that this cell can also be configured as an inter-frequency cell on f3.</p> <p>8 Same content as specified for Intra-frequency cell id=2 with the exception that value for Primary scrambling code shall be according to clause titled "Default settings for cell No.8 (FDD)" in clause 6.1.4 Note that this cell can also be configured as an inter-frequency cell on f3.</p> <p>11 Same content as specified for Intra-frequency cell id=2 with the exception that value for Primary scrambling code shall be according to clause titled "Default settings for cell No.11 (FDD)" in clause 6.1.4</p>
<ul style="list-style-type: none"> - Cells for measurement - Intra-frequency measurement quantity 	<p>A1, A2, A3 A1, A2, A3</p>	<p>Not Present</p>

<ul style="list-style-type: none"> - Filter coefficient - CHOICE mode - Measurement quantity - Intra-frequency reporting quantity for RACH Reporting - Maximum number of reported cells on RACH - Reporting information for state CELL_DCH - Intra-frequency reporting quantity - Reporting quantities for active set cells - Cell synchronization information reporting indicator - Cell identity reporting indicator - CHOICE mode - CPICH Ec/N0 reporting indicator - CPICH RSCP reporting indicator - Pathloss reporting indicator - Reporting quantities for monitored set cells - Cell synchronization information reporting indicator - Cell identity reporting indicator - CHOICE mode - CPICH Ec/N0 reporting indicator - CPICH RSCP reporting indicator - Pathloss reporting indicator - Reporting quantities for detected set cells - Measurement reporting mode - Measurement Report Transfer Mode - Periodic Reporting/Event Trigger Reporting Mode - CHOICE report criteria - Intra-frequency measurement reporting criteria - Parameters required for each event - Intra-frequency event identity - Triggering condition 1 - Triggering condition 2 - Reporting Range Constant - Cells forbidden to affect Reporting range - W - Hysteresis - Threshold Used Frequency - Reporting deactivation threshold - Replacement activation threshold - Time to trigger - Amount of reporting - Reporting interval - Reporting cell status - CHOICE reported cell - Maximum number of reported cells - Intra-frequency event identity - Triggering condition 1 - Triggering condition 2 - Reporting Range Constant - Cells forbidden to affect Reporting range - W - Hysteresis - Threshold Used Frequency - Reporting deactivation threshold - Replacement activation threshold - Time to trigger - Amount of reporting - Reporting interval - Reporting cell status - CHOICE reported cell 	<p>Not present Absence of this IE is equivalent to the default value 0 FDD CPICH RSCP Not Present Not Present FALSE TRUE FDD FALSE TRUE FALSE TRUE TRUE FDD FALSE TRUE FALSE Not Present Acknowledged mode RLC Event trigger Intra-frequency measurement reporting criteria 3 kinds 1a Not Present Monitored set cells 10 (5dB) Not Present 1(0.1): 34.123 test cases 10(1.0): 34.121 test cases 0 (0.0) Not Present 2 Not Present 640 4 4 000 Report cell within active set and/or monitored set cells on used frequency 3 1b Active set cells Not Present 10 (5dB) Not Present 1 (0.1): 34.123 test cases 10(1.0): 34.121 test cases 0 (0.0) Not Present Not Present Not Present 640 Not Present Not Present</p>
<ul style="list-style-type: none"> - CHOICE reported cell 	<p>Report cell within active set and/or monitored set cells on used frequency</p>

<ul style="list-style-type: none"> - Maximum number of reported cells - Intra-frequency event identity - Triggering condition 1 - Triggering condition 2 - Reporting Range Constant - Cells forbidden to affect Reporting range - W - Hysteresis - Threshold Used Frequency - Reporting deactivation threshold - Replacement activation threshold - Time to trigger - Amount of reporting - Reporting interval - Reporting cell status - CHOICE reported cell 		<p>3 1c Not Present Not Present Not Present Not Present Not Present 0 (0.0) Not Present Not Present 3 640 4 4 000</p>
<ul style="list-style-type: none"> - Maximum number of reported cells 		<p>Report cell within active set and/or monitored set cells on used frequency 3</p>
<p>- Inter-frequency measurement system information</p>	<p>A1, A2</p>	
<ul style="list-style-type: none"> - Inter-frequency cell info list - CHOICE Inter-frequency cell removal 		<p>Not present (This IE shall be ignored by the UE for SIB11)</p>
<ul style="list-style-type: none"> - New inter-frequency cells - Inter frequency cell id - Frequency info - CHOICE mode - UARFCN uplink(Nu) 		<p>4 FDD Not present Absence of this IE is equivalent to apply the default duplex distance defined for the operating frequency according to 3GPP TS 25.101 [11] Reference to table 6.1.2 for Cell 4</p>
<ul style="list-style-type: none"> - UARFCN downlink(Nd) - Cell info - Cell individual offset 		<p>Not present Absence of this IE is equivalent to default value 0 dB</p>
<ul style="list-style-type: none"> - Reference time difference to cell - Read SFN indicator - CHOICE mode - Primary CPICH info - Primary scrambling code 		<p>Not present FALSE FDD Refer to clause titled "Default settings for cell No.4 (FDD)" in clause 6.1.4</p>
<ul style="list-style-type: none"> - Primary CPICH Tx power - TX Diversity Indicator - Cell Selection and Re-selection Info 		<p>Not present FALSE Not present (same values as for serving cell applies)</p>
<ul style="list-style-type: none"> - Inter frequency cell id - Frequency info 		<p>5 Not Present Absence of this IE is equivalent to value of the previous "frequency info" in the list.</p>
<ul style="list-style-type: none"> - Cell info 		<p>Same content as specified for Inter-frequency cell id=4 with the exception that value for Primary scrambling code shall be according to clause titled "Default settings for cell No.5 (FDD)" in clause 6.1.4</p>
<ul style="list-style-type: none"> - Inter frequency cell id - Frequency info 		<p>6 Not Present Absence of this IE is equivalent to value of the previous "frequency info" in the list.</p>
<ul style="list-style-type: none"> - Cell info 		<p>Same content as specified for Inter-frequency cell id=4 with the exception that value for Primary scrambling code shall be according to clause titled "Default settings for cell No.6 (FDD)" in clause 6.1.4</p>
<ul style="list-style-type: none"> - Cell for measurement - Inter-RAT measurement system information - Inter-RAT measurement system information - Inter-RAT cell info list 	<p>A1, A3 A2</p>	<p>Not present Not Present</p>

- CHOICE <i>Inter-RAT cell removal</i>		Not Present (This IE shall be ignored by the UE for SIB11)
- New inter-RAT cells		9
- Inter-RAT cell id		GSM
- CHOICE <i>Radio Access Technology</i>		
- GSM		0
- Cell individual offset		Not Present
- Cell selection and re-selection info		
- BSIC		Reference to table 6.1.10 for Cell 9
- Base transceiver Station Identity Code (BSIC)		According to PICS/PIXIT
- Band indicator		Reference to table 6.1.10 for Cell 9
- BCCH ARFCN		10
- Inter-RAT cell id		GSM
- CHOICE <i>Radio Access Technology</i>		
- GSM		0
- Cell individual offset		Not Present
- Cell selection and re-selection info		
- BSIC		Reference to table 6.1.10 for Cell 10
- Base transceiver Station Identity Code (BSIC)		According to PICS/PIXITs
- Band indicator		Reference to table 6.1.10 for Cell 10
- BCCH ARFCN		Not present
- Cell for measurement		Not Present
- Traffic volume measurement system information	A1, A2, A3	Not Present

Condition	Explanation
A1	FDD cell environment
A2	FDD/GSM inter-RAT cell environment
A3	FDD intra-frequency cell environment (6 intra-frequency cells without inter-frequency cells)

Contents of System Information Block type 11 (3.84 Mcps, 1.28 Mcps and 7.68 Mcps TDD)

This is the default message content of SIB 11 for cell 1.

See clause 6.1.4 for the difference in message contents of System Information Block type 11 (TDD) for cell 2 to 8.

- SIB 12 Indicator	A1, A2	TRUE
- FACH measurement occasion info		Not Present
- Measurement control system information		
- Use of HCS		Not used
- Cell selection and reselection quality measureCell		CPICH RSCP
- Intra-frequency measurement system information	A1, A2	Not Present
- Intra-frequency measurement identity		Absence of this IE is equivalent to default value 1
- Intra-frequency cell info list		Not present
- CHOICE intra-frequency cell removal		(This IE shall be ignored by the UE for SIB11)
- New intra-frequency cells		1
- Intra-frequency cell id		Not present
- Cell info		Absence of this IE is equivalent to default value 0dB
- Cell individual offset		Not Present
- Reference time difference to cell		FALSE
- Read SFN Indicator		TDD
- CHOICE mode		
- Primary CCPCH info		Reference clause 6.1.4 Default settings for cell
- Cell parameters ID		Not Present
- Primary CCPCH TX power		Not Present
- Timeslot list		
- CHOICE TDD option		
- 3.84 Mcps TDD		Not Present
- Timeslot number		Not Present
- Burst type		
- 1.28 Mcps TDD		Not Present
- Timeslot number		Not Present
- Cell Selection and Re-selection info		(The IE shall be absent as this is the serving cell)

<ul style="list-style-type: none"> - Intra-frequency cell id - Cell info - Cell individual offset - Reference time difference to cell - Read SFN Indicator - CHOICE mode - Primary CCPCH info - Cell parameters ID - Primary CCPCH TX power - Timeslot list - CHOICE TDD option <ul style="list-style-type: none"> - 3.84 Mcps TDD <ul style="list-style-type: none"> - Timeslot number - Burst type - 1.28 Mcps TDD <ul style="list-style-type: none"> - Timeslot number - Cell Selection and Re-selection info - Intra-frequency cell id - Cell info - Intra-frequency cell id - Cell info - Intra-frequency cell id - Cell info 		<p>2</p> <p>Not present Absence of this IE is equivalent to default value 0dB</p> <p>Not Present FALSE TDD</p> <p>Refer to clause titled "Default setting for cell No.2 (TDD)" in clause 6.1.4</p> <p>Not Present Not Present</p> <p>Not Present Not Present</p> <p>Not Present Not Present</p> <p>3 Same content as specified for intra-frequency cell id=2 with the exception that value for Cell Parameters ID shall be according to clause titled "Default settings for cell No.3(TDD)" in clause 6.1.4</p> <p>7 Same content as specified for intra-frequency cell id=2 with the exception that value for Cell Parameters ID shall be according to clause titled "Default settings for cell No.7(TDD)" in clause 6.1.4</p> <p>8 Same content as specified for intra-frequency cell id=2 with the exception that value for Cell Parameters ID shall be according to clause titled "Default settings for cell No.8(TDD)" in clause 6.1.4</p>
<ul style="list-style-type: none"> - Cell for measurement - Intra-frequency measurement quantity - Filter coefficient - CHOICE mode - Measurement quantity list <ul style="list-style-type: none"> - Measurement quantity - Intra-frequency reporting quantity for RACH Reporting - Maximum number of reported cells on RACH - Reporting information for state CELL_DCH - Intra-frequency reporting quantity <ul style="list-style-type: none"> - Reporting quantities for active set cells - Cell synchronization information reporting indicator - Cell identity reporting indicator - CHOICE mode - Timeslot ISCP reporting indicator - Proposed TSGN reporting required - P-CCPCH RSCP reporting indicator - Pathloss reporting indicator - Reporting quantities for monitored set cells - Cell synchronization information reporting indicator <ul style="list-style-type: none"> - Cell identity reporting indicator - CHOICE mode - Timeslot ISCP reporting indicator - Proposed TSGN reporting required - P-CCPCH RSCP reporting indicator - Pathloss reporting indicator - Reporting quantities for detected set cells - Measurement reporting mode 	<p>A1, A2 A1, A2</p>	<p>Not Present</p> <p>Not present Absence of this IE is equivalent to the default value 0 TDD</p> <p>P-CCPCH RSCP Not Present</p> <p>Not Present</p> <p>TRUE</p> <p>TRUE TDD FALSE FALSE TRUE FALSE</p> <p>FALSE</p> <p>TRUE TDD FALSE FALSE TRUE FALSE Not Present</p>

<ul style="list-style-type: none"> - Measurement Report Transfer Mode - Periodical Reporting / Event Trigger Reporting Mode -CHOICE report criteria <ul style="list-style-type: none"> - Intra-frequency measurement reporting criteria - Parameters required for each event <ul style="list-style-type: none"> - Intra-frequency event identity - Triggering condition1 - Triggering condition2 - Reporting Range Constant - cells forbidden to affect reporting range - W(optional in case of 1a,1b) - Hysteresis - Threshold used frequency - Reporting deactivation threshold - Replacement activation threshold - Time to trigger - Amount of reporting - Reporting interval - Reporting cell status - CHOICE reported cells - Maximum number of reported cells - Inter-frequency measurement system information - Inter-frequency cell info list - CHOICE Inter-frequency cell removal <ul style="list-style-type: none"> - New inter-frequency cells - Inter frequency cell id - Frequency info - CHOICE mode <ul style="list-style-type: none"> - UARFCN (Nt) - Cell info - Cell individual offset - Reference time difference to cell 	<p>A1, A2</p>	<p>Acknowledged mode RLC Event trigger</p> <p>1g Not Present Not Present Not Present Not Present Not Present 0.0 Not Present 3 Not Present 640 4 4000</p> <p>Report cell within active set and/or monitored cells on used frequency 3</p> <p>Not present (This IE shall be ignored by the UE for SIB11)</p> <p>4</p> <p>TDD Reference to table 6.1.7 for Cell 4</p> <p>Not present Absence of this IE is equivalent to default value 0dB Not present</p>
<ul style="list-style-type: none"> - Read SFN indicator - CHOICE mode - Primary CCPCH info <ul style="list-style-type: none"> - Primary CCPCH Tx power - TX Diversity Indicator - Cell Selection and Re-selection Info - Inter frequency cell id - Frequency info - Cell info - Inter frequency cell id - Frequency info - Cell info - Cell for measurement - Inter-RAT measurement system information - Inter-RAT measurement system information - Inter-RAT cell info list - CHOICE <i>Inter-RAT cell removal</i> - New inter-RAT cells - Inter-RAT cell id - CHOICE <i>Radio Access Technology</i> 	<p>A1 A2</p>	<p>FALSE TDD Refer to clause titled "Default settings for cell No.4 (TDD)" in clause 6.1.4 Not present FALSE Not present (same values as for serving cell applies) 5 Not Present Absence of this IE is equivalent to value of the previous "frequency info" in the list. Same content as specified for Inter-frequency cell id=4 with the exception that value for Cell parameters ID shall be according to clause titled "Default settings for cell No.5 (TDD)" in clause 6.1.4 6 Not Present Absence of this IE is equivalent to value of the previous "frequency info" in the list. Same content as specified for Inter-frequency cell id=4 with the exception that value for Cell parameters ID shall be according to clause titled "Default settings for cell No.6 (TDD)" in clause 6.1.4 Not present Not Present</p> <p>Not Present (This IE shall be ignored by the UE for SIB11)</p> <p>9 GSM</p>

- GSM		0
- Cell individual offset		Not Present
- Cell selection and re-selection info		
- BSIC		
- Base transceiver Station Identity Code (BSIC)		Reference to table 6.1.10 for Cell 9
- Band indicator		According to PICS/PIXIT
- BCCH ARFCN		Reference to table 6.1.10 for Cell 9
- Inter-RAT cell id		10
- CHOICE <i>Radio Access Technology</i>		GSM
- GSM		
- Cell individual offset		0
- Cell selection and re-selection info		Not Present
- BSIC		
- Base transceiver Station Identity Code (BSIC)		Reference to table 6.1.10 for Cell 10
- Band indicator		According to PICS/PIXITs
- BCCH ARFCN		Reference to table 6.1.10 for Cell 10
- Cell for measurement		Not present
- Traffic volume measurement system information	A1, A2	Not Present

Condition	Explanation
A1	TDD cell environment
A2	TDD/GSM inter-RAT cell environment

Contents of System Information Block type 12 in connected mode (FDD)

This is the default message content of SIB 12 for cell 1.

See clause 6.1.4 for the difference in message contents of System Information Block type 12 (FDD) for cell 2 to 8.

- FACH measurement occasion info	Not Present
- Measurement control system information	
- Use of HCS	Not used
- Cell selection and reselection quality measure	CPICH RSCP
- Intra-frequency measurement system information	Not Present
- Inter-frequency measurement system information	Not Present
- Inter-RAT measurement system information	Not Present
- Traffic volume measurement system information	Not Present

Contents of System Information Block type 12 in connected mode (3.84 Mcps, 1.28 Mcps and 7.68 Mcps TDD)

This is the default message content of SIB 12 for cell 1.

See clause 6.1.4 for the difference in message contents of System Information Block type 12 (TDD) for cell 2 to 8.

- FACH measurement occasion info	Not Present
- Measurement control system information	
- Use of HCS	Not used
- Cell selection and reselection quality measure	CPICH RSCP
- Intra-frequency measurement system information	Not Present
- Inter-RAT measurement system information	Not Present
- Traffic volume measurement system information	Not Present

Contents of System Information Block type 13 (used when supported PLMN type is ANSI-41)

- CN Domain system information list	
- CN Domain system information	<i>For Packet-Switched domain</i>
- CN domain identity	PS
- CHOICE CN Type	ANSI-41
- CN domain specific NAS system information	
- NAS (ANSI-41) system information	T.B.D

- CN domain specific DRX cycle length coefficient	7
- CN Domain system information	<i>For Circuit-Switched domain</i>
- CN domain identity	CS
- CHOICE CN Type	ANSI-41
- CN domain specific NAS system information	
- NAS (ANSI-41) system information	T.B.D
- CN domain specific DRX cycle length coefficient	7
- UE timers and constants in idle mode	
- T300	400 milliseconds
- N300	3
- T312	10 seconds
- N312	200
- Capability update requirement	
- UE radio access FDD capability update requirement	TRUE
- UE radio access TDD capability update requirement	FALSE
- System specific capability update requirement list	Not Present

Contents of System Information Block type 14 (3.84 Mcps and 7.68 Mcps TDD)

- Individual Timeslot interference list	
- Individual Timeslot interference	
- Timeslot number	2
- UL Timeslot Interference	-90 dbm
- Individual Timeslot interference	
- Timeslot number	3
- UL Timeslot Interference	-90 dbm
- Individual Timeslot interference	
- Timeslot number	4
- UL Timeslot Interference	-90 dbm
- Individual Timeslot interference	
- Timeslot number	5
- UL Timeslot Interference	-90 dbm
- Individual Timeslot interference	
- Timeslot number	6
- UL Timeslot Interference	-90 dbm
- Individual Timeslot interference	
- Timeslot number	7
- UL Timeslot Interference	-90 dbm
- Individual Timeslot interference	
- Timeslot number	9
- UL Timeslot Interference	-90 dbm
- Individual Timeslot interference	
- Timeslot number	10
- UL Timeslot Interference	-90 dbm
- Individual Timeslot interference	
- Timeslot number	11
- UL Timeslot Interference	-90 dbm
- Individual Timeslot interference	
- Timeslot number	12
- UL Timeslot Interference	-90 dbm
- Individual Timeslot interference	
- Timeslot number	13
- UL Timeslot Interference	-90 dbm
- Individual Timeslot interference	
- Timeslot number	14
- UL Timeslot Interference	-90 dbm
- Expiration Time Factor	Not Present (MD "1")

Contents of System Information Block type 16 (FDD)

- Pre-Defined Radio Configuration	(12.2 KBPS AMR)
- Pre-defined RB configuration	
- Re-establishment timer	useT315
- SRB InformationList	
- Signalling RB information to setup	(UM DCCH for RRC)
- RB identity	1
- CHOICE RLC info type	
- RLC info	
- CHOICE Uplink RLC mode	UM RLC
- Transmission RLC discard	timerBasedNoExplicit : dt100
- CHOICE Downlink RLC mode	UM RLC
- RB mapping info	
- Information for each multiplexing option	
- RLC logical channel mapping indicator	Not Present
- Number of RLC logical channels	1
- Uplink transport channel type	DCH
- UL Transport channel identity	5
- Logical channel identity	1
- CHOICE RLC size list	Configured
- MAC logical channel priority	1
- Downlink RLC logical channel info	
- Number of RLC logical channels	1
- Downlink transport channel type	DCH
- DL DCH Transport channel identity	10
- DL DSCH Transport channel identity	Not Present
- Logical channel identity	1
- Signalling RB information to setup	(AM DCCH for RRC)
- RB identity	2
- CHOICE RLC info type	
- RLC info	
- CHOICE Uplink RLC mode	AM RLC
- Transmission RLC discard	
- SDU discard mode	Max DAT retransmissions
- MAX_DAT	4
- Timer_MRW	100
- MaxMRW	4
- Transmission window size	8
- Timer_RST	500
- Max_RST	4
- Polling info	
- Timer_poll_prohibit	200
- Timer_poll	200
- Poll_PDU	Not Present
- Poll_SDU	1
- Last transmission PDU poll	TRUE
- Last retransmission PDU poll	TRUE
- Poll_Window	99
- Timer_poll_periodic	Not Present
- CHOICE Downlink RLC mode	AM RLC
- In-sequence delivery	TRUE
- Receiving window size	8
- Downlink RLC status info	
- Timer_status_prohibit	200
- Timer_EPC	200
- Missing PDU indicator	TRUE
- Timer_STATUS_periodic	Not Present
- RB mapping info	
- Information for each multiplexing option	
- RLC logical channel mapping indicator	Not Present
- Number of RLC logical channels	1
- Uplink transport channel type	DCH
- UL Transport channel identity	5
- Logical channel identity	2
- CHOICE RLC size list	Configured
- MAC logical channel priority	2
- Downlink RLC logical channel info	
- Number of RLC logical channels	1
- Downlink transport channel type	DCH

- DL DCH Transport channel identity	10
- DL DSCH Transport channel identity	Not Present
- Logical channel identity	2
- Signalling RB information to setup	(AM DCCH for RRC)
- RB identity	3
- CHOICE RLC info type	
- RLC info	
- CHOICE Uplink RLC mode	AM RLC
- Transmission RLC discard	
- SDU discard mode	Max DAT retransmissions
- MAX_DAT	4
- Timer_MRW	100
- MaxMRW	4
- Transmission window size	8
- Timer_RST	500
- Max_RST	4
- Polling info	
- Timer_poll_prohibit	200
- Timer_poll	200
- Poll_PDU	Not Present
- Poll_SDU	1
- Last transmission PDU poll	TRUE
- Last retransmission PDU poll	TRUE
- Poll_Window	99
- Timer_poll_periodic	Not Present
- CHOICE Downlink RLC mode	AM RLC
- In-sequence delivery	TRUE
- Receiving window size	8
- Downlink RLC status info	
- Timer_status_prohibit	200
- Timer_EPC	200
- Missing PDU indicator	TRUE
- Timer_STATUS_periodic	Not Present
- RB mapping info	
- Information for each multiplexing option	
- RLC logical channel mapping indicator	Not Present
- Number of RLC logical channels	1
- Uplink transport channel type	DCH
- UL Transport channel identity	5
- Logical channel identity	3
- CHOICE RLC size list	Configured
- MAC logical channel priority	3
- Downlink RLC logical channel info	
- Number of RLC logical channels	1
- Downlink transport channel type	DCH
- DL DCH Transport channel identity	10
- DL DSCH Transport channel identity	Not Present
- Logical channel identity	3
- Signalling RB information to setup	(AM DCCH for RRC)
- RB identity	4
- CHOICE RLC info type	
- RLC info	
- CHOICE Uplink RLC mode	AM RLC
- Transmission RLC discard	
- SDU discard mode	Max DAT retransmissions
- MAX_DAT	4
- Timer_MRW	100
- MaxMRW	4
- Transmission window size	8
- Timer_RST	500
- Max_RST	4
- Polling info	
- Timer_poll_prohibit	200
- Timer_poll	200
- Poll_PDU	Not Present
- Poll_SDU	1
- Last transmission PDU poll	TRUE
- Last retransmission PDU poll	TRUE

- Poll_Window	99
- Timer_poll_periodic	Not Present
- CHOICE Downlink RLC mode	AM RLC
- In-sequence delivery	TRUE
- Receiving window size	8
- Downlink RLC status info	
- Timer_status_prohibit	200
- Timer_EPC	200
- Missing PDU indicator	TRUE
- Timer_STATUS_periodic	Not Present
- RB mapping info	
- Information for each multiplexing option	
- RLC logical channel mapping indicator	Not Present
- Number of RLC logical channels	1
- Uplink transport channel type	DCH
- UL Transport channel identity	5
- Logical channel identity	4
- CHOICE RLC size list	Configured
- MAC logical channel priority	4
- Downlink RLC logical channel info	
- Number of RLC logical channels	1
- Downlink transport channel type	DCH
- DL DCH Transport channel identity	10
- DL DSCH Transport channel identity	Not Present
- Logical channel identity	4
- RAB information for setup	
- RB information to setup	
- RB identity	10
- PDCP info	Not Present
- CHOICE RLC info type	RLC info
- CHOICE Uplink RLC mode	TM RLC
- Transmission RLC discard	Not Present
- Segmentation indication	TRUE
- CHOICE Downlink RLC mode	TM RLC
- Segmentation indication	TRUE
- RB mapping info	
- Information for each multiplexing option	
- RLC logical channel mapping indicator	Not Present
- Number of uplink RLC logical channels	1
- Uplink transport channel type	DCH
- UL Transport channel identity	1
- Logical channel identity	7
- CHOICE RLC size list	Configured
- MAC logical channel priority	6
- Downlink RLC logical channel info	
- Number of downlink RLC logical channels	1
- Downlink transport channel type	DCH
- DL DCH Transport channel identity	6
- DL DSCH Transport channel identity	Not Present
- Logical channel identity	7
- RB identity	11
- PDCP info	Not Present
- CHOICE RLC info type	RLC info
- CHOICE Uplink RLC mode	TM RLC
- Transmission RLC discard	Not Present
- Segmentation indication	TRUE
- CHOICE Downlink RLC mode	TM RLC
- Segmentation indication	TRUE
- RB mapping info	
- Information for each multiplexing option	
- RLC logical channel mapping indicator	Not Present
- Number of uplink RLC logical channels	1
- Uplink transport channel type	DCH
- UL Transport channel identity	2
- Logical channel identity	8
- CHOICE RLC size list	Configured
- MAC logical channel priority	6
- Downlink RLC logical channel info	

- Number of downlink RLC logical channels	1
- Downlink transport channel type	DCH
- DL DCH Transport channel identity	7
- DL DSCH Transport channel identity	Not Present
- Logical channel identity	8
- RB identity	12
- PDCP info	Not Present
- CHOICE RLC info type	RLC info
- CHOICE Uplink RLC mode	TM RLC
- Transmission RLC discard	Not Present
- Segmentation indication	TRUE
- CHOICE Downlink RLC mode	TM RLC
- Segmentation indication	TRUE
- RB mapping info	
- Information for each multiplexing option	
- RLC logical channel mapping indicator	Not Present
- Number of uplink RLC logical channels	1
- Uplink transport channel type	DCH
- UL Transport channel identity	3
- Logical channel identity	9
- CHOICE RLC size list	Configured
- MAC logical channel priority	6
- Downlink RLC logical channel info	
- Number of downlink RLC logical channels	1
- Downlink transport channel type	DCH
- DL DCH Transport channel identity	8
- DL DSCH Transport channel identity	Not Present
- Logical channel identity	9
- Pre-Defined Transport Channel Configuration	
- UL CommonTransChInfo	
- UL TFCS	
- TFC subset	Default value is the complete existing set of transport format combinations
- Allowed Transport Format combination	0,1,2,3,4,5
- PRACH TFCS	Not Present
- CHOICE mode	FDD
- CHOICE TFCI signalling	Normal
- TFCI Field 1 information	
- CHOICE TFCS representation	Addition
- TFCS addition configure information	
- CHOICE TFCS Size	Number of bits used must be enough to cover all combinations of CTFC from clause 6.10.2.4.1.4.1 Parameter Set.
- CTFC information	This IE is repeated for TFC numbers and reference to clause 6.10.2.4.1.4.1 Parameter Set
- Power offset information	
- CHOICE Gain Factors	Signalled Gain Factor
- CHOICE mode	FDD
- Gain factor β_c	0
- Gain factor β_d	0
- Reference TFC ID	0
- Power offset Pp-m	0 dB
- Reference TFC ID	0
- Power offset Pp-m	0 dB
- Added or Reconfigured UL TrCH information	4 TrCHs(DCH for DCCH and 3DCHs for DTCH)
- Uplink transport channel type	DCH
- UL Transport channel identity	1
- TFS	
- CHOICE Transport channel type	Dedicated transport channels
- Dynamic Transport format information	
- RLC Size	Reference to clause 6.10.2.4.1.4.1 Parameter Set (This IE is repeated for TFI number.)
- Number of TBs and TTI List	
- Transmission Time Interval	Not Present
- Number of Transport blocks	Reference to clause 6.10.2.4.1.4.1 Parameter Set
- CHOICE Logical channel list	All
- Semi-static Transport Format information	
- Transmission time interval	Reference to clause 6.10.2.4.1.4.1 Parameter Set
- Type of channel coding	Reference to clause 6.10.2.4.1.4.1 Parameter Set

- Coding Rate	Reference to clause 6.10.2.4.1.4.1 Parameter Set
- Rate matching attribute	Reference to clause 6.10.2.4.1.4.1 Parameter Set
- CRC size	Reference to clause 6.10.2.4.1.4.1 Parameter Set
- Uplink transport channel type	DCH
- UL Transport channel identity	2
- TFS	
- CHOICE Transport channel type	Dedicated transport channels
- Dynamic Transport format information	
- RLC Size	Reference to clause 6.10.2.4.1.4.1 Parameter Set
- Number of TBs and TTI List	(This IE is repeated for TFI number.)
- Transmission Time Interval	Not Present
- Number of Transport blocks	Reference to clause 6.10.2.4.1.4.1 Parameter Set
- CHOICE Logical channel list	All
- Semi-static Transport Format information	
- Transmission time interval	Reference to clause 6.10.2.4.1.4.1 Parameter Set
- Type of channel coding	Reference to clause 6.10.2.4.1.4.1 Parameter Set
- Coding Rate	Reference to clause 6.10.2.4.1.4.1 Parameter Set
- Rate matching attribute	Reference to clause 6.10.2.4.1.4.1 Parameter Set
- CRC size	Reference to clause 6.10.2.4.1.4.1 Parameter Set
- Uplink transport channel type	DCH
- UL Transport channel identity	3
- TFS	
- CHOICE Transport channel type	Dedicated transport channels
- Dynamic Transport format information	
- RLC Size	Reference to clause 6.10.2.4.1.4.1 Parameter Set
- Number of TBs and TTI List	(This IE is repeated for TFI number.)
- Transmission Time Interval	Not Present
- Number of Transport blocks	Reference to clause 6.10.2.4.1.4.1 Parameter Set
- CHOICE Logical channel list	All
- Semi-static Transport Format information	
- Transmission time interval	Reference to clause 6.10.2.4.1.4.1 Parameter Set
- Type of channel coding	Reference to clause 6.10.2.4.1.4.1 Parameter Set
- Coding Rate	Reference to clause 6.10.2.4.1.4.1 Parameter Set
- Rate matching attribute	Reference to clause 6.10.2.4.1.4.1 Parameter Set
- CRC size	Reference to clause 6.10.2.4.1.4.1 Parameter Set
- Uplink transport channel type	DCH
- UL Transport channel identity	5
- TFS	
- CHOICE Transport channel type	Dedicated transport channels
- Dynamic Transport format information	
- RLC Size	Reference to clause 6.10.2.4.1.2.1 Parameter Set
- Number of TBs and TTI List	(This IE is repeated for TFI number.)
- Transmission Time Interval	Not Present
- Number of Transport blocks	Reference to clause 6.10.2.4.1.2.1 Parameter Set
- CHOICE Logical channel list	All
- Semi-static Transport Format information	
- Transmission time interval	Reference to clause 6.10.2.4.1.2.1 Parameter Set
- Type of channel coding	Reference to clause 6.10.2.4.1.2.1 Parameter Set
- Coding Rate	Reference to clause 6.10.2.4.1.2.1 Parameter Set
- Rate matching attribute	Reference to clause 6.10.2.4.1.2.1 Parameter Set
- CRC size	Reference to clause 6.10.2.4.1.2.1 Parameter Set
- DL CommonTransChInfo	
- SCCPCH TFCS	Not Present
- CHOICE mode	FDD
- CHOICE DL parameters	SameasUL
- Added or Reconfigured DL TrCH information	4 TrCHs(DCH for DCCH and 3DCHs for DTCH)
- Downlink transport channel type	DCH
- DL Transport channel identity	6
- CHOICE DL parameters	Same as UL
- Uplink transport channel type	DCH
- UL TrCH identity	1
- DCH quality target	
- BLER Quality value	0
- Downlink transport channel type	DCH
- DL Transport channel identity	7
- CHOICE DL parameters	Same as UL
- Uplink transport channel type	DCH
- UL TrCH identity	2

- DCH quality target	
- BLER Quality value	0
- Downlink transport channel type	DCH
- DL Transport channel identity	8
- CHOICE DL parameters	Same as UL
- Uplink transport channel type	DCH
- UL TrCH identity	3
- DCH quality target	
- BLER Quality value	0
- Downlink transport channel type	DCH
- DL Transport channel identity	10
- CHOICE DL parameters	Same as UL
- Uplink transport channel type	DCH
- UL TrCH identity	5
- DCH quality target	
- BLER Quality value	0
- Pre-Defined Physical Channel Configuration	
- Uplink DPCH power control info Predef	
- CHOICE mode	FDD
- Power Control Algorithm	Algorithm1
- CHOICE mode	FDD
- TFCI existence	FALSE
- Puncturing Limit	0.88
- Downlink DPCH power control info Predef	
- CHOICE mode	FDD
- Spreading factor	128
- Fixed or Flexible Position	Fixed
- TFCI existence	FALSE

Contents of System Information Block type 17 (3.84 Mcsps TDD and 1.28 Mcsps TDD)

This system information block contains fast changing parameters for the configuration of the shared physical channels to be used in connected mode, so this is not present.

Contents of System Information Block type 18

- Idle mode PLMN identities	
- PLMNs of intra-frequency cells list	Not present
- PLMNs of inter-frequency cells list	Not present
- PLMNs of inter-RAT cells list	Not present
- Connected mode PLMN identities	Not present

Contents of System Information Block type 19

The system information block type 19 contains Inter-RAT frequency and priority information to be used in the cell

Information Element	Value/remark	Version
SysInfoType19		REL-8 or later
utra-PriorityInfoList		
utra-ServingCell		
priority	3	
s-PrioritySearch1	0 (0dB)	
s-PrioritySearch2	Not present	
threshServingLow	0 (0dB)	
utran-FDD-FrequencyList (SIZE(1..maxNumFDDFreqs))	Not present	
utran-TDD-FrequencyList (SIZE(1..maxNumTDDFreqs))	Not present	
gsm-PriorityInfoList (SIZE (1..maxNumGSMCellGroup))	Not present	
eutra-FrequencyAndPriorityInfoList (SIZE (1..maxNumEUTRAFreqs))	Not present	
nonCriticalExtensions SEQUENCE	Not present	

6.1.1 SCCPCH configuration with Stand-alone SRB for PCCH in the first SCCPCH and Interactive/Background 32 kbps PS RAB + SRBs for CCCH/DCCH/BCCH in the second SCCPCH

Two SCCPCHs are used in this SYSTEM INFORMATION configuration. The first SCCPCH carries the PCH and the second SCCPCH carries the FACH for Interactive/Background 32 kbps PS RAB and the FACH for SRBs on CCCH/DCCH/BCCH.

This Reference System Configuration is the same as defined in clause 6.1, except for the following SIBs.

Contents of System Information Block type 5 (FDD)

Information Element	Condition	Value/remark	Version
- SIB6 indicator		TRUE	
- PICH Power offset		-5 dB	
- CHOICE Mode		FDD	
- AICH Power offset		-5 dB	
- Primary CCPCH info		Not Present	
- PRACH system information list			
- PRACH system information			
- PRACH info			
- CHOICE mode		FDD	
- Available Signature		'0000 0000 1111 1111'B	
- Available SF		64	
- Preamble scrambling code number		0	
- Puncturing Limit		1.00	
- Available Sub Channel number		'1111 1111 1111'B	
- Transport channel Identity		15	
- RACH TFS			
- CHOICE Transport channel type		Common transport channels	
- Dynamic Transport format information			
- RLC size		168	
- Number of TB and TTI List			
- Number of Transport blocks		1	
- CHOICE Mode		FDD	
- CHOICE Logical channel List		Configured	
- RLC size		360	
- Number of TB and TTI List			
- Number of Transport blocks		1	
- CHOICE Mode		FDD	

<ul style="list-style-type: none"> - CHOICE Logical channel List - Semi-static Transport Format information - Transmission time interval - Type of channel coding - Coding Rate - Rate matching attribute - CRC size - Additional RACH TFS for CCCH - RLC size - Number of Transport blocks - RACH TFCS - CHOICE TFCI signalling - TFCI Field 1 information - CHOICE TFCS representation - TFCS complete reconfiguration information - CHOICE CTFC Size - CTFC information - Power offset information - CHOICE Gain Factors - Reference TFC ID - CHOICE Mode - Power offset Pp-m - CTFC information - Power offset information - CHOICE Gain Factors - CHOICE mode - Gain factor βc - Gain factor βd - Reference TFC ID - CHOICE Mode 	<p>Configured</p> <p>20 ms</p> <p>Convolutional</p> <p>1/2</p> <p>150</p> <p>16</p> <p>240</p> <p>1</p> <p>Normal</p> <p>Complete reconfiguration</p> <p>2 bit</p> <p>0</p> <p>Computed Gain Factor</p> <p>0</p> <p>FDD</p> <p>0 dB</p> <p>1</p> <p>Signalled Gain Factor</p> <p>FDD</p> <p>11</p> <p>15</p> <p>0</p> <p>FDD</p>	<p>Rel6</p>
<ul style="list-style-type: none"> - Power offset Pp-m - Additional RACH TFCS for CCCH - Power offset information - CHOICE Gain Factors - CHOICE mode - Gain factor βc - Gain factor βd - Reference TFC ID - CHOICE Mode - Power offset Pp-m - PRACH partitioning - Access Service Class - ASC Setting - ASC Setting - CHOICE mode - Available signature Start Index - Available signature End Index - Assigned Sub-Channel Number - ASC Setting - ASC Setting - CHOICE mode - Available signature Start Index - Available signature End Index - Assigned Sub-Channel Number - ASC Setting - ASC Setting - CHOICE mode - Available signature Start Index - Available signature End Index - Assigned Sub-Channel Number 	<p>0 dB</p> <p>Signalled Gain Factor</p> <p>FDD</p> <p>11</p> <p>15</p> <p>0</p> <p>FDD</p> <p>0 dB</p> <p>Not Present</p> <p>FDD</p> <p>0 (ASC#1)</p> <p>7 (ASC#1)</p> <p>'1111'B</p> <p>The first/ leftmost bit of the bit string contains the most significant bit of the Assigned Sub-Channel Number.</p> <p>Not Present</p> <p>FDD</p> <p>0 (ASC#3)</p> <p>7 (ASC#3)</p> <p>'1111'B</p> <p>The first/ leftmost bit of the bit string contains the most significant bit of the Assigned Sub-Channel Number.</p> <p>Not Present</p> <p>FDD</p> <p>0 (ASC#5)</p> <p>7 (ASC#5)</p> <p>'1111'B</p> <p>The first/ leftmost bit of the bit string contains the most significant bit of</p>	<p>Rel-6</p>

<ul style="list-style-type: none"> - ASC Setting - ASC Setting - CHOICE mode <ul style="list-style-type: none"> - Available signature Start Index - Available signature End Index - Assigned Sub-Channel Number - Persistence scaling factor - Persistence scaling factor - Persistence scaling factor - Persistence scaling factor - Persistence scaling factor - Persistence scaling factor - Persistence scaling factor - Persistence scaling factor - AC-to-ASC mapping table - AC-to-ASC mapping - AC-to-ASC mapping - AC-to-ASC mapping - AC-to-ASC mapping - AC-to-ASC mapping - AC-to-ASC mapping - AC-to-ASC mapping - CHOICE mode - Primary CPICH TX power - Constant value - PRACH power offset - Power Ramp Step - Preamble Retrans Max - RACH transmission parameters <ul style="list-style-type: none"> - Mmax - NB01min - NB01max - AICH info - Channelisation code - STTD indicator - AICH transmission timing - Secondary CCPCH system information - Secondary CCPCH info - CHOICE mode - Secondary scrambling code 		<p>the Assigned Sub-Channel Number. Not Present</p> <p>FDD 0 (ASC#7) 7 (ASC#7) '1111'B The first/ leftmost bit of the bit string contains the most significant bit of the Assigned Sub-Channel Number.</p> <p>0.9 (for ASC#2) 0.9 (for ASC#3) 0.9 (for ASC#4) 0.9 (for ASC#5) 0.9 (for ASC#6) 0.9 (for ASC#7)</p> <p>6 (AC0-9) 5 (AC10) 4 (AC11) 3 (AC12) 2 (AC13) 1 (AC14) 0 (AC15)</p> <p>FDD 31 -10</p> <p>3dB 4</p> <p>2 3 slot 10 slot</p> <p>3 FALSE 0 (For 2 SCCPCHs) (SCCPCH for standalone PCH)</p> <p>FDD Not Present</p>	
<ul style="list-style-type: none"> - STTD indicator - Spreading factor - Code number - Pilot symbol existence - TFCI existence - Fixed or Flexible position - Timing offset - TFCS - CHOICE TFCI signalling - TFCI Field 1 information - CHOICE TFCS representation <ul style="list-style-type: none"> - TFCS complete reconfiguration information - CHOICE CTFC Size - CTFC information - Power offset information - CTFC information - Power offset information - FACH/PCH information - TFS - CHOICE Transport channel type - Dynamic Transport format information - RLC Size - Number of TB and TTI List - Number of Transport blocks - Number of Transport blocks 		<p>FALSE 128 4 FALSE FALSE Fixed 30 (7680 Chip)</p> <p>Normal</p> <p>Complete reconfiguration</p> <p>2 bit 0 Not Present 1 Not Present</p> <p>(PCH) Common transport channels</p> <p>240</p> <p>0 1</p>	

<ul style="list-style-type: none"> - CHOICE Mode - CHOICE Logical channel List - Semi-static Transport Format information - Transmission time interval - Type of channel coding - Coding Rate - Rate matching attribute - CRC size - Transport channel Identity - CTCH indicator - PICH info - CHOICE mode - Channelisation code - Number of PI per frame - STTD indicator - Secondary CCPCH info - CHOICE mode - Secondary scrambling code - STTD indicator - Spreading factor - Code number - Pilot symbol existence - TFCI existence - Fixed or Flexible position - Timing offset - TFCS - CHOICE TFCI signalling - TFCI Field 1 information - CHOICE TFCS representation - TFCS complete reconfiguration information - CHOICE CTFC Size - CTFC information - Power offset information - CTFC information - Power offset information - CTFC information - Power offset information - CTFC information - Power offset information - CTFC information - Power offset information - CTFC information - Power offset information - FACH/PCH information 		<p>FDD ALL</p> <p>10 ms Convolutional 1/2 230 16 bit 12 (for PCH) FALSE</p> <p>FDD 2 18 FALSE (SCCPCH including two FACHs) FDD Not Present FALSE 64 1 FALSE TRUE (default value) Flexible (default value) Not Present Absence of this IE is equivalent to default value 0</p> <p>Normal</p> <p>Complete reconfiguration</p> <p>4 bit 0 Not Present 1 Not Present 2 Not Present 3 Not Present 4 Not Present</p>	
<ul style="list-style-type: none"> - TFS - CHOICE Transport channel type - Dynamic Transport format information - RLC Size - Number of TB and TTI List - Number of Transport blocks - Number of Transport blocks - Number of Transport blocks - CHOICE Mode - CHOICE Logical channel List - Semi-static Transport Format information - Transmission time interval - Type of channel coding - Coding Rate - Rate matching attribute - CRC size - Transport channel Identity - CTCH indicator - TFS - CHOICE Transport channel type - Dynamic Transport format information - RLC Size - Number of TB and TTI List - Number of Transport blocks 		<p>(FACH) Common transport channels</p> <p>168</p> <p>0 1 2 FDD ALL</p> <p>10 ms Convolutional 1/2 220 16 bit 13 (for FACH) FALSE (FACH) Common transport channels</p> <p>360 0</p>	

- Number of Transport blocks		1	
- CHOICE Mode		FDD	
- CHOICE Logical channel List		ALL	
- Semi-static Transport Format information			
- Transmission time interval		10 ms	
- Type of channel coding		Turbo	
- Rate matching attribute		130	
- CRC size		16bit	
- Transport channel Identity		14 (for FACH)	
- CTCH indicator		FALSE	
- CBS DRX Level 1 information		Not Present	
- Frequency Band Indicator	A1	Not Present	
- Frequency Band Indicator 2		Not Present	
- Frequency Band Indicator	A2	FDD Band under test	
- Frequency Band Indicator 2		Not Present	
- Frequency Band Indicator	A3	Extension indicator	
- Frequency Band Indicator 2		FDD Band under test	

Condition	Explanation
A1	Band I, Band II, Band III
A2	Band V, Band VI, Band VII
A3	Band VIII & bands beyond Band X

Contents of System Information Block type 5bis (FDD)

The message structure of the System information block type 5bis should be the same as System information block type 5 with the following exceptions as given below.

- Frequency Band Indicator	A1	FDD Band under test
- Frequency Band Indicator 2		Not Present
- Frequency Band Indicator	A2	Extension indicator
- Frequency Band Indicator 2		FDD Band under test

Condition	Explanation
A1	Band IV
A2	Band IX, Band X

Contents of System Information Block type 5 (3.84 Mcps TDD)

- SIB6 indicator	FALSE
- CHOICE Mode	TDD
- TDD open loop power control	Not Present
- PUSCH system information	Not Present
- PDSCH system information	Not Present
- TDD open loop power control	
- Primary CCPCH Tx Power	30 dbm
- CHOICE TDD option	3.84 Mcps TDD /REL-4/
- Alpha	(1/8)
- PRACH Constant Value	-10
- DPCH Constant Value	-10
- PUSCH Constant Value	-10
- UE positioning related parameters	Not Present /REL-4/
- Primary CCPCH info	
- CHOICE mode	TDD
- CHOICE TDD option	3.84 Mcps TDD /REL-4/
- CHOICE SyncCase	Sync Case 2
- Timeslot	0
- Cell parameters ID	Not Present
- SCTD indicator	FALSE
- PRACH system information list	
- PRACH system information	
- PRACH info	
- CHOICE mode	TDD
- CHOICE TDD option	3.84 Mcps TDD /REL-4/

- Timeslot number	14
- PRACH Channelisation Code List	
- CHOICE SF	SF8
- Channelisation Code List	
- Channelisation Code	8/1
- Channelisation Code	8/2
- Channelisation Code	8/3
- Channelisation Code	8/4
- PRACH Midamble	Direct
- PNBSCH allocation	Not Present /REL-4/
- Transport channel Identity	15
- RACH TFS	
- CHOICE Transport channel type	Common transport channels
- Dynamic Transport format information	
- RLC size	168
- Number of TB and TTI List	
- Number of Transport blocks	1
- CHOICE Mode	TDD
- CHOICE Logical channel List	Configured
- RLC size	360
- Number of TB and TTI List	
- Number of Transport blocks	1
- CHOICE Mode	TDD
- CHOICE Logical channel List	Configured
- Semi-static Transport Format information	
- Transmission time interval	20 ms
- Type of channel coding	Convolutional
- Coding Rate	1/2
- Rate matching attribute	150
- CRC size	16
- RACH TFCS	
- CHOICE TFCI signalling	Normal
- TFCI Field 1 information	
- CHOICE TFCS representation	Complete reconfiguration
- TFCS complete reconfiguration information	
- CHOICE CTFC Size	2 bit
- CTFC information	0
- Power offset information	
- CHOICE Gain Factors	Computed Gain Factor
- Reference TFC ID	0
- CHOICE Mode	TDD
- Power offset Pp-m	0 dB
- CTFC information	1
- Power offset information	
- CHOICE Gain Factors	Signalled Gain Factor
- CHOICE mode	TDD
- Gain factor β_c	11
- Gain factor β_d	15
- Reference TFC ID	0
- CHOICE Mode	TDD
- Power offset Pp-m	0 dB
- PRACH partitioning	
- Access Service Class	
- ASC Setting	Not Present
- ASC Setting	
- CHOICE mode	TDD
- CHOICE TDD option	3.84 Mcps TDD
- Available Channelisation codes indices	Not Present (Default all)
- CHOICE subchannel size	Size1
- Available Subchannels	null
- ASC Setting	Not Present
- ASC Setting	
- CHOICE mode	TDD
- CHOICE TDD option	3.84 Mcps TDD
- Available Channelisation codes indices	Not Present (Default all)
- CHOICE subchannel size	Size1
- Available Subchannels	null
- ASC Setting	Not Present

- ASC Setting - CHOICE mode	TDD
- CHOICE TDD option	3.84 Mcps TDD
- Available Channelisation codes indices	Not Present (Default all)
- CHOICE subchannel size	Size1
- Available Subchannels	null
- ASC Setting	Not Present
- ASC Setting	
- CHOICE mode	TDD
- CHOICE TDD option	3.84 Mcps TDD
- Available Channelisation codes indices	Not Present (Default all)
- CHOICE subchannel size	Size1
- Available Subchannels	null
- Persistence scaling factor	
- Persistence scaling factor	0.9 (for ASC#2)
- Persistence scaling factor	0.9 (for ASC#3)
- Persistence scaling factor	0.9 (for ASC#4)
- Persistence scaling factor	0.9 (for ASC#5)
- Persistence scaling factor	0.9 (for ASC#6)
- Persistence scaling factor	0.9 (for ASC#7)
- AC-to-ASC mapping table	
- AC-to-ASC mapping	6 (AC0-9)
- AC-to-ASC mapping	5 (AC10)
- AC-to-ASC mapping	4 (AC11)
- AC-to-ASC mapping	3 (AC12)
- AC-to-ASC mapping	2 (AC13)
- AC-to-ASC mapping	1 (AC14)
- AC-to-ASC mapping	0 (AC15)
- CHOICE mode	TDD (no data)
- Secondary CCPCH system information	(For 2 SCCPCHs)
- Secondary CCPCH info	(SCCPCH for standalone PCH)
- CHOICE mode	TDD
- Secondary scrambling code	Not Present
- STTD indicator	FALSE
- Spreading factor	128
- Code number	4
- Pilot symbol existence	FALSE
- TFCI existence	FALSE
- Fixed or Flexible position	Fixed
- Timing offset	30 (7680 Chip)
- TFCS	
- CHOICE TFCI signalling	Normal
- TFCI Field 1 information	
- CHOICE TFCS representation	Complete reconfiguration
- TFCS complete reconfiguration information	
- CHOICE CTFC Size	2 bit
- CTFC information	0
- Power offset information	Not Present
- CTFC information	1
- Power offset information	Not Present
- FACH/PCH information	
- TFS	(PCH)
- CHOICE Transport channel type	Common transport channels
- Dynamic Transport format information	
- RLC Size	240
- Number of TB and TTI List	
- Number of Transport blocks	0
- Number of Transport blocks	1
- CHOICE Mode	TDD
- CHOICE Logical channel List	ALL
- Semi-static Transport Format information	
- Transmission time interval	10 ms
- Type of channel coding	Convolutional
- Coding Rate	1/2
- Rate matching attribute	230
- CRC size	16 bit
- Transport channel Identity	12 (for PCH)
- CTCH indicator	FALSE

- PICH info	TDD
- CHOICE mode	3.84 Mcps TDD
- CHOICE TDD option	0
- Timeslot number	4
- Midamble shift and burst type	Type 1
- CHOICE Burst Type	Default midamble
- Midamble Allocation Mode	8
- Midamble configuration burst type 1	
and 3	
- Midamble Shift	Not Present
- Channelisation code	16/16
- Repetition period/length	64/2
- Offset	0
- Paging indicator length	4
- NGAP	4
- NPCH	2
- Secondary CCPCH info	(SCCPCH including two FACHs)
- CHOICE mode	TDD
- Secondary scrambling code	Not Present
- STTD indicator	FALSE
- Spreading factor	64
- Code number	1
- Pilot symbol existence	FALSE
- TFCI existence	TRUE (default value)
- Fixed or Flexible position	Flexible (default value)
- Timing offset	Not Present
	Absence of this IE is equivalent to default value 0
- TFCS	
- CHOICE TFCI signalling	Normal
- TFCI Field 1 information	
- CHOICE TFCS representation	Complete reconfiguration
- TFCS complete reconfiguration information	
- CHOICE CTFC Size	4 bit
- CTFC information	0
- Power offset information	Not Present
- CTFC information	1
- Power offset information	Not Present
- CTFC information	2
- Power offset information	Not Present
- CTFC information	3
- Power offset information	Not Present
- CTFC information	4
- Power offset information	Not Present
- FACH/PCH information	
- TFS	(FACH)
- CHOICE Transport channel type	Common transport channels
- Dynamic Transport format information	
- RLC Size	168
- Number of TB and TTI List	
- Number of Transport blocks	0
- Number of Transport blocks	1
- Number of Transport blocks	2
- CHOICE Mode	TDD
- CHOICE Logical channel List	ALL
- Semi-static Transport Format information	
- Transmission time interval	10 ms
- Type of channel coding	Convolutional
- Coding Rate	1/2
- Rate matching attribute	220
- CRC size	16 bit
- Transport channel Identity	13 (for FACH)
- CTCH indicator	FALSE
- TFS	(FACH)
- CHOICE Transport channel type	Common transport channels
- Dynamic Transport format information	
- RLC Size	360

- Number of TB and TTI List	0
- Number of Transport blocks	1
- CHOICE Mode	TDD
- CHOICE Logical channel List	ALL
- Semi-static Transport Format information	
- Transmission time interval	10 ms
- Type of channel coding	Turbo
- Rate matching attribute	130
- CRC size	16bit
- Transport channel Identity	14 (for FACH)
- CTCH indicator	FALSE
- CBS DRX Level 1 information	Not Present

Contents of System Information Block type 5 (1.28 Mcps TDD)

<FFS>

Contents of System Information Block type 5 (3.84 Mcps TDD)

- SIB6 indicator	FALSE
- CHOICE Mode	TDD
- TDD open loop power control	
- PUSCH system information	Not Present
- PDSCH system information	Not Present
- TDD open loop power control	
- Primary CCPCH Tx Power	30 dbm
- CHOICE TDD option	3.84 Mcps TDD /REL-4/
- Alpha	(1/8)
- PRACH Constant Value	-10
- DPCH Constant Value	-10
- PUSCH Constant Value	-10
- UE positioning related parameters	Not Present /REL-4/
- Primary CCPCH info	
- CHOICE mode	TDD
- CHOICE TDD option	3.84 Mcps TDD /REL-4/
- CHOICE SyncCase	Sync Case 2
- Timeslot	0
- Cell parameters ID	Not Present
- SCTD indicator	FALSE
- PRACH system information list	
- PRACH system information	
- PRACH info	
- CHOICE mode	TDD
- CHOICE TDD option	3.84 Mcps TDD /REL-4/
- Timeslot number	14
- PRACH Channelisation Code List	
- CHOICE SF	SF8
- Channelisation Code List	
- Channelisation Code	8/1
- Channelisation Code	8/2
- Channelisation Code	8/3
- Channelisation Code	8/4
- PRACH Midamble	Direct
- PNBSCH allocation	Not Present /REL-4/
- Transport channel Identity	15
- RACH TFS	
- CHOICE Transport channel type	Common transport channels
- Dynamic Transport format information	
- RLC size	168
- Number of TB and TTI List	
- Number of Transport blocks	1
- CHOICE Mode	TDD
- CHOICE Logical channel List	Configured
- RLC size	360
- Number of TB and TTI List	
- Number of Transport blocks	1

- CHOICE Mode	TDD
- CHOICE Logical channel List	Configured
- Semi-static Transport Format information	
- Transmission time interval	20 ms
- Type of channel coding	Convolutional
- Coding Rate	1/2
- Rate matching attribute	150
- CRC size	16
- RACH TFCS	
- CHOICE TFCI signalling	Normal
- TFCI Field 1 information	
- CHOICE TFCS representation	Complete reconfiguration
- TFCS complete reconfiguration information	
- CHOICE CTFC Size	2 bit
- CTFC information	0
- Power offset information	
- CHOICE Gain Factors	Computed Gain Factor
- Reference TFC ID	0
- CHOICE Mode	TDD
- Power offset Pp-m	0 dB
- CTFC information	1
- Power offset information	
- CHOICE Gain Factors	Signalled Gain Factor
- CHOICE mode	TDD
- Gain factor β_c	11
- Gain factor β_d	15
- Reference TFC ID	0
- CHOICE Mode	TDD
- Power offset Pp-m	0 dB
- PRACH partitioning	
- Access Service Class	
- ASC Setting	Not Present
- ASC Setting	
- CHOICE mode	TDD
- CHOICE TDD option	3.84 Mcps TDD
- Available Channelisation codes indices	Not Present (Default all)
- CHOICE subchannel size	Size1
- Available Subchannels	null
- ASC Setting	Not Present
- ASC Setting	
- CHOICE mode	TDD
- CHOICE TDD option	3.84 Mcps TDD
- Available Channelisation codes indices	Not Present (Default all)
- CHOICE subchannel size	Size1
- Available Subchannels	null
- ASC Setting	Not Present
- ASC Setting	
- CHOICE mode	TDD
- CHOICE TDD option	3.84 Mcps TDD
- Available Channelisation codes indices	Not Present (Default all)
- CHOICE subchannel size	Size1
- Available Subchannels	null
- Persistence scaling factor	0.9 (for ASC#2)
- Persistence scaling factor	0.9 (for ASC#3)
- Persistence scaling factor	0.9 (for ASC#4)
- Persistence scaling factor	0.9 (for ASC#5)
- Persistence scaling factor	0.9 (for ASC#6)
- Persistence scaling factor	0.9 (for ASC#7)
- AC-to-ASC mapping table	
- AC-to-ASC mapping	6 (AC0-9)

- AC-to-ASC mapping	5 (AC10)
- AC-to-ASC mapping	4 (AC11)
- AC-to-ASC mapping	3 (AC12)
- AC-to-ASC mapping	2 (AC13)
- AC-to-ASC mapping	1 (AC14)
- AC-to-ASC mapping	0 (AC15)
- CHOICE mode	TDD (no data)
- Secondary CCPCH system information	(For 2 SCCPCHs)
- Secondary CCPCH info	(SCCPCH for standalone PCH)
- CHOICE mode	TDD
- Secondary scrambling code	Not Present
- STTD indicator	FALSE
- Spreading factor	128
- Code number	4
- Pilot symbol existence	FALSE
- TFCI existence	FALSE
- Fixed or Flexible position	Fixed
- Timing offset	30 (7680 Chip)
- TFCS	
- CHOICE TFCI signalling	Normal
- TFCI Field 1 information	
- CHOICE TFCS representation	Complete reconfiguration
- TFCS complete reconfiguration information	
- CHOICE CTFC Size	2 bit
- CTFC information	0
- Power offset information	Not Present
- CTFC information	1
- Power offset information	Not Present
- FACH/PCH information	
- TFS	(PCH)
- CHOICE Transport channel type	Common transport channels
- Dynamic Transport format information	
- RLC Size	240
- Number of TB and TTI List	0
- Number of Transport blocks	1
- Number of Transport blocks	1
- CHOICE Mode	TDD
- CHOICE Logical channel List	ALL
- Semi-static Transport Format information	
- Transmission time interval	10 ms
- Type of channel coding	Convolutional
- Coding Rate	1/2
- Rate matching attribute	230
- CRC size	16 bit
- Transport channel Identity	12 (for PCH)
- CTCH indicator	FALSE
- PICH info	
- CHOICE mode	TDD
- CHOICE TDD option	3.84 Mcps TDD
- Timeslot number	0
- Midamble shift and burst type	4
- CHOICE Burst Type	Type 1
- Midamble Allocation Mode	Default midamble
- Midamble configuration burst type 1	8
and 3	
- Midamble Shift	Not Present
- Channelisation code	16/16
- Repetition period/length	64/2
- Offset	0
- Paging indicator length	4
- NGAP	4
- NPCH	2
- Secondary CCPCH info	(SCCPCH including two FACHs)
- CHOICE mode	TDD
- Secondary scrambling code	Not Present
- STTD indicator	FALSE
- Spreading factor	64
- Code number	1

- Pilot symbol existence	FALSE
- TFCI existence	TRUE (default value)
- Fixed or Flexible position	Flexible (default value)
- Timing offset	Not Present Absence of this IE is equivalent to default value 0
- TFCS	Normal
- CHOICE TFCI signalling	Complete reconfiguration
- TFCI Field 1 information	4 bit
- CHOICE TFCS representation	0
- TFCS complete reconfiguration information	Not Present
- CHOICE CTFC Size	1
- CTFC information	2
- Power offset information	Not Present
- CTFC information	3
- Power offset information	Not Present
- CTFC information	4
- Power offset information	Not Present
- FACH/PCH information	(FACH)
- TFS	Common transport channels
- CHOICE Transport channel type	168
- Dynamic Transport format information	0
- RLC Size	1
- Number of TB and TTI List	2
- Number of Transport blocks	TDD
- Number of Transport blocks	ALL
- Number of Transport blocks	10 ms
- CHOICE Mode	Convolutional
- CHOICE Logical channel List	1/2
- Semi-static Transport Format information	220
- Transmission time interval	16 bit
- Type of channel coding	13 (for FACH)
- Coding Rate	FALSE
- Rate matching attribute	(FACH)
- CRC size	Common transport channels
- Transport channel Identity	360
- CTCH indicator	0
- TFS	1
- CHOICE Transport channel type	TDD
- Dynamic Transport format information	ALL
- RLC Size	10 ms
- Number of TB and TTI List	Turbo
- Number of Transport blocks	130
- Number of Transport blocks	16bit
- CHOICE Mode	14 (for FACH)
- CHOICE Logical channel List	FALSE
- Semi-static Transport Format information	Not Present
- Transmission time interval	
- Type of channel coding	
- Rate matching attribute	
- CRC size	
- Transport channel Identity	
- CTCH indicator	
- CBS DRX Level 1 information	

Contents of System Information Block type 6 in connected mode (FDD)

- PICH Power offset	-5 dB
- CHOICE Mode	FDD
- AICH Power offset	-5 dB
- Primary CCPCH info	Not Present
- PRACH system information list	Not Present

- Secondary CCPCH system information	Not Present
- CBS DRX Level 1 information	Not Present

Contents of System Information Block type 6 in connected mode (3.84 Mcps TDD)

None

Contents of System Information Block type 6 in connected mode (1.28 Mcps TDD)

<FFS>

Contents of System Information Block type 6 in connected mode (7.68 Mcps TDD)

<FFS>

6.1.2 SCCPCH configuration with Stand-alone SRB for PCCH in the first SCCPCH, RB for CTCH + SRBs for CCCH/BCCH in the second SCCPCH and Interactive/Background 32 kbps PS RAB + SRBs for CCCH/DCCH/BCCH in the third SCCPCH (FDD only)

Three SCCPCHs are used in this SYSTEM INFORMATION configuration. The first SCCPCH carries the PCH. The second SCCPCH carries the FACH for CTCH (Cell Broadcast Service) and the FACH for SRBs on CCCH/ BCCH for idle mode UEs. The third SCCPCH carries the FACH for Interactive/Background 32 kbps PS RAB and the FACH for SRBs on CCCH/ DCCH/ BCCH for connected mode UEs.

This Reference System Configuration is the same as defined in clause 6.1, except for the following SIBs.

Contents of System Information Block type 5 (FDD)

Information Element	Condition	Value/remark	Version
- SIB6 indicator		TRUE	
- PICH Power offset		-5 dB	
- CHOICE Mode		FDD	
- AICH Power offset		-5 dB	
- Primary CCPCH info		Not Present	
- PRACH system information list			
- PRACH system information			
- PRACH info			
- CHOICE mode		FDD	
- Available Signature		'0000 0000 1111 1111'B	
- Available SF		64	
- Preamble scrambling code number		0	
- Puncturing Limit		1.00	
- Available Sub Channel number		'1111 1111 1111'B	
- Transport channel Identity		15	
- RACH TFS			
- CHOICE Transport channel type		Common transport channels	
- Dynamic Transport format information			
- RLC size		168	
- Number of TB and TTI List			
- Number of Transport blocks		1	
- CHOICE Mode		FDD	
- CHOICE Logical channel List		Configured	
- RLC size		360	
- Number of TB and TTI List			
- Number of Transport blocks		1	
- CHOICE Mode		FDD	
- CHOICE Logical channel List		Configured	
- Semi-static Transport Format information			
- Transmission time interval		20 ms	
- Type of channel coding		Convolutional	
- Coding Rate		1/2	
- Rate matching attribute		150	
- CRC size		16	
- Additional RACH TFS for CCCH			Rel6

<ul style="list-style-type: none"> - RLC size - Number of Transport blocks - RACH TFCS - CHOICE TFCI signalling - TFCI Field 1 information - CHOICE TFCS representation - TFCS complete reconfiguration information - CHOICE CTFC Size - CTFC information - Power offset information - CHOICE Gain Factors - Reference TFC ID - CHOICE mode - Power offset Pp-m - CTFC information - Power offset information - CHOICE Gain Factors - CHOICE mode - Gain factor βc - Gain factor βd - Reference TFC ID - CHOICE Mode - Power offset Pp-m - Additional RACH TFCS for CCCH - Power offset information - CHOICE Gain Factors - CHOICE mode - Gain factor βd - Gain factor βc - Reference TFC ID - CHOICE Mode - Power offset Pp-m - PRACH partitioning - Access Service Class - ASC Setting - ASC Setting - CHOICE mode - Available signature Start Index - Available signature End Index - Assigned Sub-Channel Number - ASC Setting - ASC Setting - CHOICE mode - Available signature Start Index - Available signature End Index - Assigned Sub-Channel Number - ASC Setting - ASC Setting - CHOICE mode 	<p>240</p> <p>1</p> <p>Normal</p> <p>Complete reconfiguration</p> <p>2 bit</p> <p>0</p> <p>Computed Gain Factor</p> <p>0</p> <p>FDD</p> <p>0 dB</p> <p>1</p> <p>Signalled Gain Factor</p> <p>FDD</p> <p>11</p> <p>15</p> <p>0</p> <p>FDD</p> <p>0 dB</p> <p>Signalled Gain Factor</p> <p>FDD</p> <p>15</p> <p>11</p> <p>0</p> <p>FDD</p> <p>0 dB</p> <p>Not Present</p> <p>FDD</p> <p>0 (ASC#1)</p> <p>7 (ASC#1)</p> <p>'1111'B</p> <p>The first/ leftmost bit of the bit string contains the most significant bit of the Assigned Sub-Channel Number.</p> <p>Not Present</p> <p>FDD</p> <p>0 (ASC#3)</p> <p>7 (ASC#3)</p> <p>'1111'B</p> <p>The first/ leftmost bit of the bit string contains the most significant bit of the Assigned Sub-Channel Number.</p> <p>Not Present</p> <p>FDD</p>	<p>Rel-6</p>
<ul style="list-style-type: none"> - Available signature Start Index - Available signature End Index - Assigned Sub-Channel Number - ASC Setting - ASC Setting - CHOICE mode - Available signature Start Index - Available signature End Index - Assigned Sub-Channel Number 	<p>0 (ASC#5)</p> <p>7 (ASC#5)</p> <p>'1111'B</p> <p>The first/ leftmost bit of the bit string contains the most significant bit of the Assigned Sub-Channel Number.</p> <p>Not Present</p> <p>FDD</p> <p>0 (ASC#7)</p> <p>7 (ASC#7)</p> <p>'1111'B</p> <p>The first/ leftmost bit of the bit string</p>	

<ul style="list-style-type: none"> - Persistence scaling factor - Persistence scaling factor - Persistence scaling factor - Persistence scaling factor - Persistence scaling factor - Persistence scaling factor - Persistence scaling factor - AC-to-ASC mapping table - AC-to-ASC mapping - AC-to-ASC mapping - AC-to-ASC mapping - AC-to-ASC mapping - AC-to-ASC mapping - AC-to-ASC mapping - AC-to-ASC mapping - CHOICE mode - Primary CPICH TX power - Constant value - PRACH power offset - Power Ramp Step - Preamble Retrans Max - RACH transmission parameters <ul style="list-style-type: none"> - Mmax - NB01min - NB01max - AICH info <ul style="list-style-type: none"> - Channelisation code - STTD indicator - AICH transmission timing - Secondary CCPCH system information - Secondary CCPCH info <ul style="list-style-type: none"> - CHOICE mode - Secondary scrambling code - STTD indicator - Spreading factor - Code number - Pilot symbol existence - TFCI existence - Fixed or Flexible position - Timing offset - TFCS <ul style="list-style-type: none"> - CHOICE TFCI signalling - TFCI Field 1 information - CHOICE TFCS representation - TFCS complete reconfiguration information <ul style="list-style-type: none"> - CHOICE CTFC Size - CTFC information - Power offset information - CTFC information - Power offset information - FACH/PCH information <ul style="list-style-type: none"> - TFS - CHOICE Transport channel type - Dynamic Transport format information - RLC Size 		<p>contains the most significant bit of the Assigned Sub-Channel Number.</p> <ul style="list-style-type: none"> 0.9 (for ASC#2) 0.9 (for ASC#3) 0.9 (for ASC#4) 0.9 (for ASC#5) 0.9 (for ASC#6) 0.9 (for ASC#7) 6 (AC0-9) 5 (AC10) 4 (AC11) 3 (AC12) 2 (AC13) 1 (AC14) 0 (AC15) FDD 31 -10 3dB 4 2 3 slot 10 slot 3 FALSE 0 (For 2 SCCPCHs) (SCCPCH for standalone PCH) FDD Not Present FALSE 128 4 FALSE FALSE Fixed 30 (7680 Chip) Normal Complete reconfiguration 2 bit 0 Not Present 1 Not Present (PCH) Common transport channels 240 	
<ul style="list-style-type: none"> - Number of TB and TTI List - Number of Transport blocks - Number of Transport blocks - CHOICE Mode - CHOICE Logical channel List - Semi-static Transport Format information <ul style="list-style-type: none"> - Transmission time interval - Type of channel coding - Coding Rate - Rate matching attribute - CRC size 		<ul style="list-style-type: none"> 0 1 FDD ALL 10 ms Convolutional 1/2 230 16 bit 	

<ul style="list-style-type: none"> - Transport channel Identity - CTCH indicator - PICH info - CHOICE mode - Channelisation code - Number of PI per frame - STTD indicator - Secondary CCPCH info - CHOICE mode - Secondary scrambling code - STTD indicator - Spreading factor - Code number - Pilot symbol existence - TFCI existence - Fixed or Flexible position - Timing offset - TFCS - CHOICE TFCI signalling - TFCI Field 1 information - CHOICE TFCS representation - TFCS complete reconfiguration information - CHOICE CTFC Size - CTFC information - Power offset information - CTFC information - Power offset information - CTFC information - Power offset information - FACH/PCH information - TFS - CHOICE Transport channel type - Dynamic Transport format information - RLC Size - Number of TB and TTI List - Number of Transport blocks - Number of Transport blocks - CHOICE Mode - CHOICE Logical channel List - Semi-static Transport Format information - Transmission time interval - Type of channel coding - Coding Rate - Rate matching attribute - CRC size - Transport channel Identity - CTCH indicator - TFS - CHOICE Transport channel type - Dynamic Transport format information - RLC Size - Number of TB and TTI List - Number of Transport blocks - Number of Transport blocks 		<p>12 (for PCH) FALSE</p> <p>FDD 2 18 FALSE (SCCPCH including two FACHs) FDD Not Present FALSE 128 5 FALSE</p> <p>TRUE (default value)</p> <p>Flexible (default value) Not Present Absence of this IE is equivalent to default value 0</p> <p>Normal</p> <p>Complete reconfiguration</p> <p>2 bit 0 Not Present 1 Not Present 2 Not Present</p> <p>(FACH) Common transport channels</p> <p>168</p> <p>0 1 FDD ALL</p> <p>10 ms Convolutional 1/3 220 16 bit 13 (for FACH) FALSE (FACH) Common transport channels</p> <p>168</p> <p>0 1</p>	
<ul style="list-style-type: none"> - CHOICE Mode - CHOICE Logical channel List - Semi-static Transport Format information - Transmission time interval - Type of channel coding - Coding Rate - Rate matching attribute - CRC size - Transport channel Identity - CTCH indicator 		<p>FDD ALL</p> <p>10 ms Convolutional 1/3 220 16bit 14 (for FACH) TRUE</p>	

- CBS DRX Level 1 information			
- Period of CTCH allocation (N)		2	
- CBS frame offset (K)		0	
- Frequency Band Indicator	A1	Not Present	
- Frequency Band Indicator 2		Not Present	
- Frequency Band Indicator	A2	FDD Band under test	
- Frequency Band Indicator 2		Not Present	
- Frequency Band Indicator	A3	Extension indicator	
- Frequency Band Indicator 2		FDD Band under test	

Condition	Explanation
A1	Band I, Band II, Band III
A2	Band V, Band VI, Band VII
A3	Band VIII & bands beyond Band X

Contents of System Information Block type 5bis (FDD)

The message structure of the System information block type 5bis should be the same as System information block type 5 with the following exceptions as given below.

- Frequency Band Indicator	A1	FDD Band under test
- Frequency Band Indicator 2		Not Present
- Frequency Band Indicator	A2	Extension indicator
- Frequency Band Indicator 2		FDD Band under test

Condition	Explanation
A1	Band IV
A2	Band IX, Band X

Contents of System Information Block type 6 in connected mode (FDD)

- PICH Power offset	-5 dB
- CHOICE Mode	FDD
- AICH Power offset	-5 dB
- Primary CCPCH info	Not present
- PRACH system information list	Not Present
- Secondary CCPCH system information	
- Secondary CCPCH info	(SCCPCH including two FACHs)
- CHOICE mode	FDD
- Secondary scrambling code	Not Present
- STTD indicator	FALSE
- Spreading factor	64
- Code number	1
- Pilot symbol existence	FALSE
- TFCI existence	TRUE (default value)
- Fixed or Flexible position	Flexible (default value)
- Timing offset	90 (23040 Chip)
- TFCS	
- CHOICE TFCI signalling	Normal
- TFCI Field 1 information	
- CHOICE TFCS representation	Complete reconfiguration
- TFCS complete reconfiguration information	
- CHOICE CTFC Size	4 bit
- CTFC information	0
- Power offset information	Not Present
- CTFC information	1
- Power offset information	Not Present
- CTFC information	2
- Power offset information	Not Present
- CTFC information	3
- Power offset information	Not Present
- CTFC information	4
- Power offset information	Not Present
- FACH/PCH information	

- TFS	(FACH)
- CHOICE Transport channel type	Common transport channels
- Dynamic Transport format information	
- RLC Size	168
- Number of TB and TTI List	
- Number of Transport blocks	0
- Number of Transport blocks	1
- Number of Transport blocks	2
- CHOICE Mode	FDD
- CHOICE Logical channel List	ALL
- Semi-static Transport Format information	
- Transmission time interval	10 ms
- Type of channel coding	Convolutional
- Coding Rate	1/2
- Rate matching attribute	220
- CRC size	16 bit
- Transport channel Identity	16 (for FACH)
- CTCH indicator	FALSE
- TFS	(FACH)
- CHOICE Transport channel type	Common transport channels
- Dynamic Transport format information	
- RLC Size	360
- Number of TB and TTI List	
- Number of Transport blocks	0
- Number of Transport blocks	1
- CHOICE Mode	FDD
- CHOICE Logical channel List	ALL
- Semi-static Transport Format information	
- Transmission time interval	10 ms
- Type of channel coding	Turbo
- Rate matching attribute	130
- CRC size	16bit
- Transport channel Identity	17 (for FACH)
- CTCH indicator	FALSE
- CBS DRX Level 1 information	Not Present

6.1.3 SCCPCH configuration with Stand-alone SRB for PCCH in the first SCCPCH and Interactive/Background 32 kbps PS RAB + SRBs for CCCH/DCCH/BCCH in the second and third SCCPCHs

Three SCCPCHs are used in this SYSTEM INFORMATION configuration. The first SCCPCH carries the PCH and both the second and third SCCPCHs carry the FACH for Interactive/Background 32 kbps PS RAB and the FACH for SRBs on CCCH/ DCCH/ BCCH.

This Reference System Configuration is the same as defined in clause 6.1, except for the following SIBs. (SIB6 is not used in this configuration.)

Contents of Scheduling Block 1 (FDD)

- References to other system information blocks	
- Scheduling information	
- CHOICE Value tag	Not Present
- SEG_COUNT	1
- SIB_REP	16
- SIB_POS	4
- SIB_POS offset info	Not Present
- SIB type SIBs only	System Information Type 7
- Scheduling information	
- CHOICE Value tag	Cell Value tag
- Cell Value tag	A valid Cell value tag value as defined in TS 25.331 [34]
- SEG_COUNT	3
- SIB_REP	64
- SIB_POS	58
- SIB_POS offset info	
- SIB_OFF	2

- SIB_OFF	2
- SIB type SIBs only	System Information Type 11
- Scheduling information	
- CHOICE Value tag	Cell Value tag
- Cell Value tag	A valid Cell value tag value as defined in TS 25.331 [34]
- SEG_COUNT	3
- SIB_REP	64
- SIB_POS	26
- SIB_POS offset info	
- SIB_OFF	2
- SIB_OFF	2
- SIB type SIBs only	System Information Type 12
- Scheduling information	
- CHOICE Value tag	PLMN Value tag
- PLMN Value tag	A valid PLMN value tag value as defined in TS 25.331 [34]
- SEG_COUNT	1
- SIB_REP	64
- SIB_POS	36
- SIB_POS offset info	Not Present
- SIB type SIBs only	System Information Type 18

Contents of System Information Block type 5 (FDD)

Information Element	Condition	Value/remark	Version
- SIB6 indicator		FALSE	
- PICH Power offset		-5 dB	
- CHOICE Mode		FDD	
- AICH Power offset		-5 dB	
- Primary CCPCH info		Not Present	
- PRACH system information			
- PRACH system information			
- PRACH info			
- CHOICE mode		FDD	
- Available Signature		'0000 0000 1111 1111'B	
- Available SF		64	
- Preamble scrambling code number		0	
- Puncturing Limit		1.00	
- Available Sub Channel number		'1111 1111 1111'B	
- Transport channel Identity		15	
- RACH TFS			
- CHOICE Transport channel type		Common transport channels	
- Dynamic Transport format information			
- RLC size		168	
- Number of TB and TTI List			
- Number of Transport blocks		1	
- CHOICE Mode		FDD	
- CHOICE Logical channel List		Configured	
- RLC size		360	
- Number of TB and TTI List			
- Number of Transport blocks		1	
- CHOICE Mode		FDD	
- CHOICE Logical channel List		Configured	
- Semi-static Transport Format information			
- Transmission time interval		20 ms	
- Type of channel coding		Convolutional	
- Coding Rate		1/2	
- Rate matching attribute		150	
- CRC size		16	
- Additional RACH TFS for CCCH			Rel6
- RLC size		240	
- Number of Transport blocks		1	
- RACH TFCS			
- CHOICE TFCl signalling		Normal	
- TFCl Field 1 information			
- CHOICE TFCS representation		Complete reconfiguration	

<ul style="list-style-type: none"> - TFCS complete reconfiguration information - CHOICE CTFC Size - CTFC information - Power offset information - CHOICE Gain Factors - Reference TFC ID - CHOICE mode - Power offset Pp-m - CTFC information - Power offset information - CHOICE Gain Factors - CHOICE mode - Gain factor βc - Gain factor βd - Reference TFC ID - CHOICE Mode - Power offset Pp-m - Additional RACH TFCS for CCCH - Power offset information - CHOICE Gain Factors - CHOICE mode - Gain factor βc - Gain factor βd - Reference TFC ID - CHOICE Mode - Power offset Pp-m - PRACH partitioning - Access Service Class - ASC Setting - ASC Setting - CHOICE mode - Available signature Start Index 	<p>2 bit 0</p> <p>Computed Gain Factor 0</p> <p>FDD 0 dB 1</p> <p>Signalled Gain Factor FDD 11 15 0</p> <p>FDD 0 dB</p> <p>Signalled Gain Factor FDD 11 15 0</p> <p>FDD 0 dB</p> <p>Not Present</p> <p>FDD 0 (ASC#1)</p>	<p>Rel-6</p>
<ul style="list-style-type: none"> - Available signature End Index - Assigned Sub-Channel Number - ASC Setting - ASC Setting - CHOICE mode - Available signature Start Index - Available signature End Index - Assigned Sub-Channel Number - ASC Setting - ASC Setting - CHOICE mode - Available signature Start Index - Available signature End Index - Assigned Sub-Channel Number - ASC Setting - ASC Setting - CHOICE mode - Available signature Start Index - Available signature End Index - Assigned Sub-Channel Number - Persistence scaling factor - Persistence scaling factor - Persistence scaling factor - Persistence scaling factor 	<p>7 (ASC#1) '1111'B The first/ leftmost bit of the bit string contains the most significant bit of the Assigned Sub-Channel Number. Not Present</p> <p>FDD 0 (ASC#3) 7 (ASC#3) '1111'B The first/ leftmost bit of the bit string contains the most significant bit of the Assigned Sub-Channel Number. Not Present</p> <p>FDD 0 (ASC#5) 7 (ASC#5) '1111'B The first/ leftmost bit of the bit string contains the most significant bit of the Assigned Sub-Channel Number. Not Present</p> <p>FDD 0 (ASC#7) 7 (ASC#7) '1111'B The first/ leftmost bit of the bit string contains the most significant bit of the Assigned Sub-Channel Number.</p> <p>0.9 (for ASC#2) 0.9 (for ASC#3) 0.9 (for ASC#4)</p>	

<ul style="list-style-type: none"> - Persistence scaling factor - Persistence scaling factor - Persistence scaling factor - AC-to-ASC mapping table - AC-to-ASC mapping - AC-to-ASC mapping - AC-to-ASC mapping - AC-to-ASC mapping - AC-to-ASC mapping - AC-to-ASC mapping - AC-to-ASC mapping - CHOICE mode - Primary CPICH TX power - Constant value - PRACH power offset - Power Ramp Step - Preamble Retrans Max - RACH transmission parameters - Mmax - NB01min - NB01max - AICH info - Channelisation code - STTD indicator - AICH transmission timing - Secondary CCPCH system information - Secondary CCPCH info - CHOICE mode - Secondary scrambling code - STTD indicator - Spreading factor - Code number 		<ul style="list-style-type: none"> 0.9 (for ASC#5) 0.9 (for ASC#6) 0.9 (for ASC#7) 6 (AC0-9) 5 (AC10) 4 (AC11) 3 (AC12) 2 (AC13) 1 (AC14) 0 (AC15) FDD 31 -10 3dB 4 2 3 slot 10 slot 3 FALSE 0 (For 3 SCCPCHs) (SCCPCH for standalone PCH) FDD Not Present FALSE 128 6 	
<ul style="list-style-type: none"> - Pilot symbol existence - TFCI existence - Fixed or Flexible position - Timing offset - TFCS - CHOICE TFCI signalling - TFCI Field 1 information - CHOICE TFCS representation - TFCS complete reconfiguration information - CHOICE CTFC Size - CTFC information - Power offset information - CTFC information - Power offset information - FACH/PCH information - TFS - CHOICE Transport channel type - Dynamic Transport format information - RLC Size - Number of TB and TTI List - Number of Transport blocks - Number of Transport blocks - CHOICE Mode - CHOICE Logical channel List - Semi-static Transport Format information - Transmission time interval - Type of channel coding - Coding Rate - Rate matching attribute - CRC size - Transport channel Identity - CTCH indicator - PICH info - CHOICE mode - Channelisation code - Number of PI per frame 		<ul style="list-style-type: none"> FALSE FALSE Fixed 30 (7680 Chip) Normal Complete reconfiguration 2 bit 0 Not Present 1 Not Present (PCH) Common transport channels 240 0 1 FDD ALL 10 ms Convolutional 1/2 230 16 bit 12 (for PCH) FALSE FDD 2 18 	

<ul style="list-style-type: none"> - STTD indicator - Secondary CCPCH info - CHOICE mode - Secondary scrambling code - STTD indicator - Spreading factor - Code number - Pilot symbol existence - TFCl existence - Fixed or Flexible position - Timing offset - TFCS - CHOICE TFCl signalling - TFCl Field 1 information - CHOICE TFCS representation <ul style="list-style-type: none"> - TFCS complete reconfiguration information - CHOICE CTFC Size - CTFC information - Power offset information - CTFC information - Power offset information - CTFC information - Power offset information - CTFC information - Power offset information - CTFC information - Power offset information - FACH/PCH information - TFS - CHOICE Transport channel type - Dynamic Transport format information 		<p>FALSE (SCCPCH including two FACHs) FDD Not Present FALSE 64 1 FALSE TRUE (default value) Flexible (default value) Not Present Absence of this IE is equivalent to default value 0 Normal Complete reconfiguration 4 bit 0 Not Present 1 Not Present 2 Not Present 3 Not Present 4 Not Present (FACH) Common transport channels</p>	
<ul style="list-style-type: none"> - RLC Size - Number of TB and TTI List - Number of Transport blocks - Number of Transport blocks - Number of Transport blocks - CHOICE Mode - CHOICE Logical channel List - Semi-static Transport Format information <ul style="list-style-type: none"> - Transmission time interval - Type of channel coding - Coding Rate - Rate matching attribute - CRC size - Transport channel Identity - CTCH indicator - TFS - CHOICE Transport channel type - Dynamic Transport format information - RLC Size - Number of TB and TTI List - Number of Transport blocks - Number of Transport blocks - CHOICE Mode - CHOICE Logical channel List - Semi-static Transport Format information <ul style="list-style-type: none"> - Transmission time interval - Type of channel coding - Rate matching attribute - CRC size - Transport channel Identity - CTCH indicator - Secondary CCPCH info - CHOICE mode - Secondary scrambling code - STTD indicator 		<p>168 0 1 2 FDD ALL 10 ms Convolutional 1/2 220 16 bit 13 (for FACH) FALSE (FACH) Common transport channels 360 0 1 FDD ALL 10 ms Turbo 130 16bit 14 (for FACH) FALSE (SCCPCH including two FACHs) FDD Not Present FALSE</p>	

<ul style="list-style-type: none"> - Spreading factor - Code number - Pilot symbol existence - TFCI existence - Fixed or Flexible position - Timing offset - TFCS - CHOICE TFCI signalling - TFCI Field 1 information - CHOICE TFCS representation - TFCS complete reconfiguration information - CHOICE CTFC Size - CTFC information - Power offset information - CTFC information - Power offset information - CTFC information - Power offset information - CTFC information - Power offset information - CTFC information - Power offset information - CTFC information - Power offset information - FACH/PCH information - TFS - CHOICE Transport channel type - Dynamic Transport format information - RLC Size - Number of TB and TTI List - Number of Transport blocks - Number of Transport blocks - Number of Transport blocks - CHOICE Mode - CHOICE Logical channel List 		<p>64 2 FALSE TRUE (default value) Flexible (default value) 90 (23040 Chip) Normal Complete reconfiguration 4 bit 0 Not Present 1 Not Present 2 Not Present 3 Not Present 4 Not Present (FACH) Common transport channels 168 0 1 2 FDD ALL</p>	
<ul style="list-style-type: none"> - Semi-static Transport Format information - Transmission time interval - Type of channel coding - Coding Rate - Rate matching attribute - CRC size - Transport channel Identity - CTCH indicator - TFS - CHOICE Transport channel type - Dynamic Transport format information - RLC Size - Number of TB and TTI List - Number of Transport blocks - Number of Transport blocks - CHOICE Mode - CHOICE Logical channel List - Semi-static Transport Format information - Transmission time interval - Type of channel coding - Rate matching attribute - CRC size - Transport channel Identity - CTCH indicator - CBS DRX Level 1 information - Frequency Band Indicator 	<p>A1</p>	<p>10 ms Convolutional 1/2 220 16 bit 16 (for FACH) FALSE (FACH) Common transport channels 360 0 1 FDD ALL 10 ms Turbo 130 16bit 17 (for FACH) FALSE Not Present Not Present</p>	
<ul style="list-style-type: none"> - Frequency Band Indicator 2 		<p>Not Present</p>	
<ul style="list-style-type: none"> - Frequency Band Indicator 	<p>A2</p>	<p>FDD Band under test</p>	
<ul style="list-style-type: none"> - Frequency Band Indicator 2 		<p>Not Present</p>	
<ul style="list-style-type: none"> - Frequency Band Indicator 	<p>A3</p>	<p>Extension indicator</p>	
<ul style="list-style-type: none"> - Frequency Band Indicator 2 		<p>FDD Band under test</p>	

Condition	Explanation
A1	Band I, Band II, Band III

A2	Band V, Band VI, Band VII
A3	Band VIII & bands beyond Band X

Contents of System Information Block type 5bis (FDD)

The message structure of the System information block type 5bis should be the same as System information block type 5 with the following exceptions as given below.

- Frequency Band Indicator	A1	FDD Band under test
- Frequency Band Indicator 2		Not Present
- Frequency Band Indicator	A2	Extension indicator
- Frequency Band Indicator 2		FDD Band under test

Condition	Explanation
A1	Band IV
A2	Band IX, Band X

Contents of System Information Block type 5 (3.84 Mcps TDD)

<FFS>

Contents of System Information Block type 5 (1.28 Mcps TDD)

<FFS>

6.1.4 Default parameters for 1 to 8 cell environments

Default settings for cell No.1 (FDD)

Downlink input level	Reference clause 6.10 "Parameter Set"
Uplink output power	Minimum supported by the UE's power class.
PCCPCH/PCPICH carrier number	Reference clause 6.10 "Parameter Set"
Cell Channel Description	
- Primary CPICH info	
- Primary scrambling code	100

Contents of System Information Block type 11 for cell No.1 (FDD)

See clause 6.1.0b for contents of System Information Block type 11 (FDD) for cell 1.

Contents of System Information Block type 12 in connected mode for cell No.1 (FDD)

See clause 6.1.0b for contents of System Information Block type 12 (FDD) for cell 1.

Default settings for cell No.1 (TDD)

Downlink input level	Reference clause 6 Parameter Set
Uplink output power	Minimum supported by the UE's power class.
PCCPCH/PCPICH carrier number	Reference clause 6 Parameter Set
Cell Channel Description	
- Primary CCPCH info	
- Cell parameters ID	0

Contents of System Information Block type 11 for cell No.1 (TDD)

See clause 6.1.0b for contents of System Information Block type 11 (TDD) for cell 1.

Contents of System Information Block type 12 in connected mode for cell No.1 (TDD)

See clause 6.1.0b for contents of System Information Block type 12 (TDD) for cell 1.

Cell No.2

The contents of SYSTEM INFORMATION BLOCK TYPE 1 to 16 messages for cell No.2 are identical to those of cell No.1 with the following exceptions.

Cell identity	0000 0000 0000 0000 0000 0000 0010B
URA identity	0000 0000 0000 0001B

Default settings for cell No.2 (FDD)

Downlink input level	Reference clause 6.10 "Parameter Set"
Uplink output power	Minimum supported by the UE's power class.
PCCPCH/PCPICH carrier number	Reference clause 6.10 "Parameter Set"
Cell Channel Description	
- Primary CPICH info	
- Primary scrambling code	150

Contents of System Information Block type 11 for cell No.2 (FDD)

- Intra-frequency measurement system information	A1, A2, A3	
....		
- New intra-frequency cells		2
- Intra-frequency cell id		Same content as specified for Intra-frequency cell id=1 (serving cell) in SIB11 for Cell 1 in clause 6.1.0b with the exception that value for Primary scrambling code shall be according to clause titled "Default settings for cell No.2 (FDD)" in clause 6.1.4
- Cell info		
- Intra-frequency cell id		1
- Cell info		Same content as specified for Intra-frequency cell id=2 in SIB11 for Cell 1 in clause 6.1.0b with the exception that value for Primary scrambling code shall be according to clause titled "Default settings for cell No.1 (FDD)" in clause 6.1.4
- Intra-frequency cell id		3
- Cell info		Same content as specified for Intra-frequency cell id=3 in SIB11 for Cell 1 in clause 6.1.0b
- Intra-frequency cell id	A1, A3	7
- Cell info		Same content as specified for Intra-frequency cell id=7 in SIB11 for Cell 1 in clause 6.1.0b
- Intra-frequency cell id		8
- Cell info		Same content as specified for Intra-frequency cell id=8 in SIB11 for Cell 1 in clause 6.1.0b
- Intra-frequency cell id	A3	11
- Cell info		Same content as specified for Intra-frequency cell id=2 with the exception that value for Primary scrambling code shall be according to clause titled "Default settings for cell No.11 (FDD)" in clause 6.1.4
.....		
- Inter-frequency measurement system information	A1, A2	
.....		
- New inter-frequency cells		4
- Inter frequency cell id		Same content as specified for Inter-frequency cell id=4 in SIB11 for Cell 1 in clause 6.1.0b
- Frequency info		
- Cell info		Same content as specified for Inter-frequency cell id=4 in SIB11 for Cell 1 in clause 6.1.0b
- Inter frequency cell id		5

- Frequency info		Same content as specified for Inter-frequency cell id=5 in SIB11 for Cell 1 in clause 6.1.0b
- Cell info		Same content as specified for Inter-frequency cell id=5 in SIB11 for Cell 1 in clause 6.1.0b
- Inter frequency cell id		6
- Frequency info		Same content as specified for Inter-frequency cell id=6 in SIB11 for Cell 1 in clause 6.1.0b
- Cell info		Same content as specified for Inter-frequency cell id=6 in SIB11 for Cell 1 in clause 6.1.0b
.....		
- Inter-RAT cell info list	A2	
.....		
- New inter-RAT cells		9
- Inter-RAT cell id		GSM
- CHOICE <i>Radio Access Technology</i>		Same content as specified for inter-RAT cell id=9 in SIB11 for Cell 1 in clause 6.1.0b
- GSM		10
- Inter-RAT cell id		GSM
- CHOICE <i>Radio Access Technology</i>		Same content as specified for inter-RAT cell id=10 in SIB11 for Cell 1 in clause 6.1.0b
- GSM		
.....		

Condition	Explanation
A1	FDD cell environment
A2	FDD/GSM inter-RAT cell environment
A3	FDD intra-frequency cell environment (6 intra-frequency cells without inter-frequency cells)

Default settings for cell No.2 (TDD)

Downlink input level	Reference clause 6 Parameter Set
Uplink output power	Minimum supported by the UE's power class.
PCCPCH/PCPICH carrier number	Reference clause 6 Parameter Set
Cell Channel Description	
- Primary CCPCH info	
- Cell parameters ID	4

Contents of System Information Block type 11 for cell No.2 (TDD)

- Intra-frequency measurement system information	
.....	
- New intra-frequency cells	2
- Intra-frequency cell id	Same content as specified for Intra-frequency cell id=1 (serving cell) in SIB11 for Cell 1 in clause 6.1.0b with the exception that value for Cell parameters ID shall be according to clause titled "Default settings for cell No.2 (TDD)" in clause 6.1.4
- Cell info	
- Intra-frequency cell id	1
- Cell info	Same content as specified for Intra-frequency cell id=2 in SIB11 for Cell 1 in clause 6.1.0b with the exception that value for Cell parameters ID shall be according to clause titled "Default settings for cell No.1 (TDD)" in clause 6.1.4
- Intra-frequency cell id	3
- Cell info	Same content as specified for Intra-frequency cell id=3 in SIB11 for Cell 1 in clause 6.1.0b
- Intra-frequency cell id	7
- Cell info	Same content as specified for Intra-frequency cell id=7 in SIB11 for Cell 1 in clause 6.1.0b
- Intra-frequency cell id	8

- Cell info	Same content as specified for Intra-frequency cell id=8 in SIB11 for Cell 1 in clause 6.1.0b
.....	
- Inter-frequency measurement system information	
.....	
- New inter-frequency cells	
- Inter frequency cell id	4
- Frequency info	Same content as specified for Inter-frequency cell id=4 in SIB11 for Cell 1 in clause 6.1.0b
- Cell info	Same content as specified for Inter-frequency cell id=4 in SIB11 for Cell 1 in clause 6.1.0b
- Inter frequency cell id	5
- Frequency info	Same content as specified for Inter-frequency cell id=5 in SIB11 for Cell 1 in clause 6.1.0b
- Cell info	Same content as specified for Inter-frequency cell id=5 in SIB11 for Cell 1 in clause 6.1.0b
- Inter frequency cell id	6
- Frequency info	Same content as specified for Inter-frequency cell id=6 in SIB11 for Cell 1 in clause 6.1.0b
- Cell info	Same content as specified for Inter-frequency cell id=6 in SIB11 for Cell 1 in clause 6.1.0b
.....	

Cell No.3

The contents of SYSTEM INFORMATION BLOCK TYPE 1 to 16 messages for cell No.3 are identical to those of cell No.1 with the following exceptions.

Cell identity	0000 0000 0000 0000 0000 0000 0011B
URA identity	0000 0000 0000 0010B

Default settings for cell No.3 (FDD)

Downlink input level	Reference clause 6.10 "Parameter Set"
Uplink output power	Minimum supported by the UE's power class.
PCCPCH/PCPICH carrier number	Reference clause 6.10 "Parameter Set"
Cell Channel Description	
- Primary CPICH info	
- Primary scrambling code	200

Contents of System Information Block type 11 for cell No.3 (FDD)

- Intra-frequency measurement system information	A1, A2, A3	
.....		
- New intra-frequency cells		
- Intra-frequency cell id		3
- Cell info		Same content as specified for Intra-frequency cell id=1 (serving cell) in SIB11 for Cell 1 in clause 6.1.0b with the exception that value for Primary scrambling code shall be according to clause titled "Default settings for cell No.3 (FDD)" in clause 6.1.4
- Intra-frequency cell id		1
- Cell info		Same content as specified for Intra-frequency cell id=2 (neighbour cell) in SIB11 for Cell 1 in clause 6.1.0b with the exception that value for Primary scrambling code shall be according to clause titled "Default settings for cell No.1 (FDD)" in clause 6.1.4
- Intra-frequency cell id		2
- Cell info		Same content as specified for Intra-frequency cell id=2 in SIB11 for Cell 1 in clause 6.1.0b
- Intra-frequency cell id	A1, A3	7
- Cell info		Same content as specified for Intra-frequency cell id=7 in SIB11 for Cell 1 in clause 6.1.0b

<ul style="list-style-type: none"> - Intra-frequency cell id - Cell info - Intra-frequency cell id - Cell info - Inter-frequency measurement system information - New inter-frequency cells - Inter frequency cell id - Frequency info - Cell info - Inter frequency cell id - Frequency info - Cell info - Inter frequency cell id - Frequency info - Cell info 	<p>A3</p> <p>A1, A2</p>	<p>8 Same content as specified for Intra-frequency cell id=8 in SIB11 for Cell 1 in clause 6.1.0b</p> <p>11 Same content as specified for Intra-frequency cell id=11 in SIB11 for Cell 1 in clause 6.1.0b</p> <p>4 Same content as specified for Inter-frequency cell id=4 in SIB11 for Cell 1 in clause 6.1.0b</p> <p>Same content as specified for Inter-frequency cell id=4 in SIB11 for Cell 1 in clause 6.1.0b</p> <p>5 Not Present Absence of this IE is equivalent to value of the previous "frequency info" in the list.</p> <p>Same content as specified for Inter-frequency cell id=5 in SIB11 for Cell 1 in clause 6.1.0b</p> <p>6 Not Present Absence of this IE is equivalent to value of the previous "frequency info" in the list.</p> <p>Same content as specified for Inter-frequency cell id=6 in SIB11 for Cell 1 in clause 6.1.0b</p>
<ul style="list-style-type: none"> - Inter-RAT cell info list - New inter-RAT cells - Inter-RAT cell id - CHOICE <i>Radio Access Technology</i> - GSM - Inter-RAT cell id - CHOICE <i>Radio Access Technology</i> - GSM 	<p>A2</p>	<p>9 GSM Same content as specified for inter-RAT cell id=9 in SIB11 for Cell 1 in clause 6.1.0b</p> <p>10 GSM Same content as specified for inter-RAT cell id=10 in SIB11 for Cell 1 in clause 6.1.0b</p>

Condition	Explanation
A1	FDD cell environment
A2	FDD/GSM inter-RAT cell environment
A3	FDD intra-frequency cell environment (6 intra-frequency cells without inter-frequency cells)

Default settings for cell No.3 (TDD)

<ul style="list-style-type: none"> Downlink input level Uplink output power PCCPCH/PCPICH carrier number Cell Channel Description <ul style="list-style-type: none"> - Primary CCPCH info - Cell parameters ID 	<p>Reference clause 6 Parameter Set</p> <p>Minimum supported by the UE's power class.</p> <p>Reference clause 6 Parameter Set</p> <p>8</p>
---	---

Contents of System Information Block type 11 for cell No.3 (TDD)

<ul style="list-style-type: none"> - Intra-frequency measurement system information - New intra-frequency cells - Intra-frequency cell id 	<p>3</p>
--	----------

- Cell info	Same content as specified for Intra-frequency cell id=1 (serving cell) in SIB11 for Cell 1 in clause 6.1.0b with the exception that value for Cell parameters ID shall be according to clause titled "Default settings for cell No.3 (TDD)" in clause 6.1.4
- Intra-frequency cell id	1
- Cell info	Same content as specified for Intra-frequency cell id=2 (neighbour cell) in SIB11 for Cell 1 in clause 6.1.0b with the exception that value for Cell parameters ID shall be according to clause titled "Default settings for cell No.1 (TDD)" in clause 6.1.4
- Intra-frequency cell id	2
- Cell info	Same content as specified for Intra-frequency cell id=2 in SIB11 for Cell 1 in clause 6.1.0b
- Intra-frequency cell id	7
- Cell info	Same content as specified for Intra-frequency cell id=7 in SIB11 for Cell 1 in clause 6.1.0b
- Intra-frequency cell id	8
- Cell info	Same content as specified for Intra-frequency cell id=8 in SIB11 for Cell 1 in clause 6.1.0b
.....	
- Inter-frequency measurement system information	
.....	
- New inter-frequency cells	
- Inter frequency cell id	4
- Frequency info	Same content as specified for Inter-frequency cell id=4 in SIB11 for Cell 1 in clause 6.1.0b
- Cell info	Same content as specified for Inter-frequency cell id=4 in SIB11 for Cell 1 in clause 6.1.0b
- Inter frequency cell id	5
- Frequency info	Not Present
- Cell info	Absence of this IE is equivalent to value of the previous "frequency info" in the list.
- Inter frequency cell id	6
- Frequency info	Same content as specified for Inter-frequency cell id=5 in SIB11 for Cell 1 in clause 6.1.0b
- Cell info	Not Present
	Absence of this IE is equivalent to value of the previous "frequency info" in the list.
	Same content as specified for Inter-frequency cell id=6 in SIB11 for Cell 1 in clause 6.1.0b
.....	

Cell No.4

The contents of SYSTEM INFORMATION BLOCK TYPE 1 to 16 messages for cell No.4 are identical to those of cell No.1 with the following exceptions.

Cell identity	0000 0000 0000 0000 0000 0000 0100B
URA identity	0000 0000 0000 0010B

Default settings for cell No.4 (FDD)

Downlink input level	Reference clause 6.10 "Parameter Set"
Uplink output power	Minimum supported by the UE's power class.
PCCPCH/PCPICH carrier number	Reference clause 6.10 "Parameter Set"
Cell Channel Description	
- Primary CPICH info	
- Primary scrambling code	250

Contents of System Information Block type 11 for cell No.4 (FDD)

- Intra-frequency measurement system information	A1, A2	
.....		

<ul style="list-style-type: none"> - New intra-frequency cells - Intra-frequency cell id - Cell info - Intra-frequency cell id - Cell info - Intra-frequency cell id - Cell info 		<p>4 Same content as specified for Intra-frequency cell id=1 (serving cell) in SIB11 for Cell 1 in clause 6.1.0b with the exception that value for Primary scrambling code shall be according to clause titled "Default settings for cell No.4 (FDD)" in clause 6.1.4</p> <p>5 Same content as specified for Intra-frequency cell id=2 in SIB11 for Cell 1 in clause 6.1.0b with the exception that value for Primary scrambling code shall be according to clause titled "Default settings for cell No.5 (FDD)" in clause 6.1.4</p> <p>6 Same content as specified for Intra-frequency cell id=2 in SIB11 for Cell 1 in clause 6.1.0b with the exception that value for Primary scrambling code shall be according to clause titled "Default settings for cell No.6 (FDD)" in clause 6.1.4</p>
<p>..... - Inter-frequency measurement system information</p>	<p>A1, A2</p>	
<ul style="list-style-type: none"> - New inter-frequency cells - Inter-frequency cell id - Frequency info - UARFCN uplink(Nu) - UARFCN downlink(Nd) - Cell info - Inter-frequency cell id - Frequency info - Cell info - Inter-frequency cell id - Frequency info - Cell info 	<p>1</p>	<p>Not present Absence of this IE is equivalent to apply the default duplex distance defined for the operating frequency according to 25.101 Reference to table 6.1.2 for Cell 1 Same content as specified for Inter-frequency cell id=4 in SIB11 for Cell 1 in clause 6.1.0b with the exception that value for Primary scrambling code shall be according to clause titled "Default settings for cell No.1 (FDD)" in clause 6.1.4</p> <p>2 Not Present Absence of this IE is equivalent to value of the previous "frequency info" in the list. Same content as specified for Inter-frequency cell id=4 in SIB11 for Cell 1 in clause 6.1.0b with the exception that value for Primary scrambling code shall be according to clause titled "Default settings for cell No.2 (FDD)" in clause 6.1.4</p> <p>3 Not Present Absence of this IE is equivalent to value of the previous "frequency info" in the list. Same content as specified for Inter-frequency cell id=4 in SIB11 for Cell 1 in clause 6.1.0b with the exception that value for Primary scrambling code shall be according to clause titled "Default settings for cell No.3 (FDD)" in clause 6.1.4</p>
<ul style="list-style-type: none"> - Inter-frequency cell id - Frequency info - Cell info - Inter-frequency cell id - Frequency info 	<p>A1</p>	<p>7 Not Present Absence of this IE is equivalent to value of the previous "frequency info" in the list. Same content as specified for Inter-frequency cell id=4 in SIB11 for Cell 1 in clause 6.1.0b with the exception that value for Primary scrambling code shall be according to clause titled "Default settings for cell No.7 (FDD)" in clause 6.1.4</p> <p>8 Not Present Absence of this IE is equivalent to value of the previous "frequency info" in the list.</p>

<ul style="list-style-type: none"> - Cell info - Inter-RAT cell info list - New inter-RAT cells - Inter-RAT cell id - CHOICE <i>Radio Access Technology</i> - GSM - Inter-RAT cell id - CHOICE <i>Radio Access Technology</i> - GSM 	<p>A2</p>	<p>Same content as specified for Inter-frequency cell id=4 in SIB11 for Cell 1 in clause 6.1.0b with the exception that value for Primary scrambling code shall be according to clause titled "Default settings for cell No.8 (FDD)" in clause 6.1.4</p> <p>9 GSM Same content as specified for inter-RAT cell id=9 in SIB11 for Cell 1 in clause 6.1.0b</p> <p>10 GSM Same content as specified for inter-RAT cell id=10 in SIB11 for Cell 1 in clause 6.1.0b</p>
---	-----------	--

Condition	Explanation
A1	FDD cell environment
A2	FDD/GSM inter-RAT cell environment

Default settings for cell No.4 (TDD)

<ul style="list-style-type: none"> Downlink input level Uplink output power PCCPCH/PCPICH carrier number Cell Channel Description <ul style="list-style-type: none"> - Primary CCPCH info - Cell parameters ID 	<p>Reference clause 6 Parameter Set Minimum supported by the UE's power class. Reference clause 6 Parameter Set</p> <p>12</p>
---	---

Contents of System Information Block type 11 for cell No.4 (TDD)

<ul style="list-style-type: none"> - Intra-frequency measurement system information - New intra-frequency cells - Intra-frequency cell id - Cell info - Intra-frequency cell id - Cell info - Intra-frequency cell id - Cell info 	<p>4 Same content as specified for Intra-frequency cell id=1 (serving cell) in SIB11 for Cell 1 in clause 6.1.0b with the exception that value for Cell parameters ID shall be according to clause titled "Default settings for cell No.4 (TDD)" in clause 6.1.4</p> <p>5 Same content as specified for Intra-frequency cell id=2 in SIB11 for Cell 1 in clause 6.1.0b with the exception that value for Cell parameters ID shall be according to clause titled "Default settings for cell No.5 (TDD)" in clause 6.1.4</p> <p>6 Same content as specified for Intra-frequency cell id=2 in SIB11 for Cell 1 in clause 6.1.0b with the exception that value for Cell parameters ID shall be according to clause titled "Default settings for cell No.6 (TDD)" in clause 6.1.4</p>
<ul style="list-style-type: none"> - Inter-frequency measurement system information - New inter-frequency cells - Inter-frequency cell id - Frequency info <ul style="list-style-type: none"> - UARFCN downlink(Nt) - Cell info - Inter-frequency cell id 	<p>1 Reference to table 6.1.7 for Cell 1 Same content as specified for Inter-frequency cell id=4 in SIB11 for Cell 1 in clause 6.1.0b with the exception that value for Cell parameters ID shall be according to clause titled "Default settings for cell No.1 (TDD)" in clause 6.1.4</p> <p>2</p>

- Frequency info	Not Present Absence of this IE is equivalent to value of the previous "frequency info" in the list.
- Cell info	Same content as specified for Inter-frequency cell id=4 in SIB11 for Cell 1 in clause 6.1.0b with the exception that value for Cell parameters ID shall be according to clause titled "Default settings for cell No.2 (TDD)" in clause 6.1.4 3
- Inter-frequency cell id	Not Present
- Frequency info	Absence of this IE is equivalent to value of the previous "frequency info" in the list.
- Cell info	Same content as specified for Inter-frequency cell id=4 in SIB11 for Cell 1 in clause 6.1.0b with the exception that value for Cell parameters ID shall be according to clause titled "Default settings for cell No.3 (TDD)" in clause 6.1.4 7
- Inter-frequency cell id	Not Present
- Frequency info	Absence of this IE is equivalent to value of the previous "frequency info" in the list.
- Cell info	Same content as specified for Inter-frequency cell id=4 in SIB11 for Cell 1 in clause 6.1.0b with the exception that value for Cell parameters ID shall be according to clause titled "Default settings for cell No.7 (TDD)" in clause 6.1.4 8
- Inter-frequency cell id	Not Present
- Frequency info	Absence of this IE is equivalent to value of the previous "frequency info" in the list.
- Cell info	Same content as specified for Inter-frequency cell id=4 in SIB11 for Cell 1 in clause 6.1.0b with the exception that value for Cell parameters ID shall be according to clause titled "Default settings for cell No.8 (TDD)" in clause 6.1.4

Cell No.5

The contents of SYSTEM INFORMATION BLOCK TYPE 1 to 16 messages for cell No.5 are identical to those of cell No.4 with the following exceptions.

Cell identity	0000 0000 0000 0000 0000 0000 0101B
URA identity	0000 0000 0000 0011B

Default settings for cell No.5 (FDD)

Downlink input level	Reference clause 6.10 "Parameter Set"
Uplink output power	Minimum supported by the UE's power class.
PCCPCH/PCPICH carrier number	Reference clause 6.10 "Parameter Set"
Cell Channel Description	
- Primary CPICH info	
- Primary scrambling code	300

Contents of System Information Block type 11 for cell No.5 (FDD)

- Intra-frequency measurement system information	A1, A2	
....		
- New intra-frequency cells		5
- Intra-frequency cell id		Same content as specified for Intra-frequency cell id=1 (serving cell) in SIB11 for Cell 1 in clause 6.1.0b with the exception that value for Primary scrambling code shall be according to clause titled "Default settings for cell No.5 (FDD)" in clause 6.1.4
- Cell info		
- Intra-frequency cell id		4

<ul style="list-style-type: none"> - Cell info - Intra-frequency cell id - Cell info 		<p>Same content as specified for Intra-frequency cell id=2 in SIB11 for Cell 1 in clause 6.1.0b with the exception that value for Primary scrambling code shall be according to clause titled "Default settings for cell No.4 (FDD)" in clause 6.1.4</p> <p>6</p> <p>Same content as specified for Intra-frequency cell id=2 in SIB11 for Cell 1 in clause 6.1.0b with the exception that value for Primary scrambling code shall be according to clause titled "Default settings for cell No.6 (FDD)" in clause 6.1.4</p>
<ul style="list-style-type: none"> - Inter-frequency measurement system information - New inter-frequency cells - Inter-frequency cell id - Frequency info - UARFCN uplink(Nu) - UARFCN downlink(Nd) - Cell info - Inter-frequency cell id - Frequency info - Cell info - Inter-frequency cell id - Frequency info - Cell info 	<p>A1, A2</p> <p>1</p> <p>Not present</p> <p>Absence of this IE is equivalent to apply the default duplex distance defined for the operating frequency according to 25.101</p> <p>Reference to table 6.1.2 for Cell 1</p> <p>Same content as specified for Inter-frequency cell id=4 in SIB11 for Cell 1 in clause 6.1.0b with the exception that value for Primary scrambling code shall be according to clause titled "Default settings for cell No.1 (FDD)" in clause 6.1.4</p> <p>2</p> <p>Not Present</p> <p>Absence of this IE is equivalent to value of the previous "frequency info" in the list.</p> <p>Same content as specified for Inter-frequency cell id=4 in SIB11 for Cell 1 in clause 6.1.0b with the exception that value for Primary scrambling code shall be according to clause titled "Default settings for cell No.2 (FDD)" in clause 6.1.4</p> <p>3</p> <p>Not Present</p> <p>Absence of this IE is equivalent to value of the previous "frequency info" in the list.</p> <p>Same content as specified for Inter-frequency cell id=4 in SIB11 for Cell 1 in clause 6.1.0b with the exception that value for Primary scrambling code shall be according to clause titled "Default settings for cell No.3 (FDD)" in clause 6.1.4</p>	<p>1</p> <p>Not present</p> <p>Absence of this IE is equivalent to apply the default duplex distance defined for the operating frequency according to 25.101</p> <p>Reference to table 6.1.2 for Cell 1</p> <p>Same content as specified for Inter-frequency cell id=4 in SIB11 for Cell 1 in clause 6.1.0b with the exception that value for Primary scrambling code shall be according to clause titled "Default settings for cell No.1 (FDD)" in clause 6.1.4</p> <p>2</p> <p>Not Present</p> <p>Absence of this IE is equivalent to value of the previous "frequency info" in the list.</p> <p>Same content as specified for Inter-frequency cell id=4 in SIB11 for Cell 1 in clause 6.1.0b with the exception that value for Primary scrambling code shall be according to clause titled "Default settings for cell No.2 (FDD)" in clause 6.1.4</p> <p>3</p> <p>Not Present</p> <p>Absence of this IE is equivalent to value of the previous "frequency info" in the list.</p> <p>Same content as specified for Inter-frequency cell id=4 in SIB11 for Cell 1 in clause 6.1.0b with the exception that value for Primary scrambling code shall be according to clause titled "Default settings for cell No.3 (FDD)" in clause 6.1.4</p>
<ul style="list-style-type: none"> - Inter-frequency cell id - Frequency info - Cell info - Inter-frequency cell id - Frequency info - Cell info - Inter-frequency cell id - Frequency info - Cell info 	<p>A1</p>	<p>7</p> <p>Not Present</p> <p>Absence of this IE is equivalent to value of the previous "frequency info" in the list.</p> <p>Same content as specified for Inter-frequency cell id=4 in SIB11 for Cell 1 in clause 6.1.0b with the exception that value for Primary scrambling code shall be according to clause titled "Default settings for cell No.7 (FDD)" in clause 6.1.4</p> <p>8</p> <p>Not Present</p> <p>Absence of this IE is equivalent to value of the previous "frequency info" in the list.</p> <p>Same content as specified for Inter-frequency cell id=4 in SIB11 for Cell 1 in clause 6.1.0b with the exception that value for Primary scrambling code shall be according to clause titled "Default settings for cell No.8 (FDD)" in clause 6.1.4</p>
<ul style="list-style-type: none"> - Inter-RAT cell info list - New inter-RAT cells - Inter-RAT cell id 	<p>A2</p>	<p>9</p>

- Frequency info	Not Present Absence of this IE is equivalent to value of the previous "frequency info" in the list.
- Cell info	Same content as specified for Inter-frequency cell id=4 in SIB11 for Cell 1 in clause 6.1.0b with the exception that value for Cell parameters ID shall be according to clause titled "Default settings for cell No.3 (TDD)" in clause 6.1.4 7
- Inter-frequency cell id	Not Present
- Frequency info	Absence of this IE is equivalent to value of the previous "frequency info" in the list.
- Cell info	Same content as specified for Inter-frequency cell id=4 in SIB11 for Cell 1 in clause 6.1.0b with the exception that value for Cell parameters ID shall be according to clause titled "Default settings for cell No.7 (TDD)" in clause 6.1.4 8
- Inter-frequency cell id	Not Present
- Frequency info	Absence of this IE is equivalent to value of the previous "frequency info" in the list.
- Cell info	Same content as specified for Inter-frequency cell id=4 in SIB11 for Cell 1 in clause 6.1.0b with the exception that value for Cell parameters ID shall be according to clause titled "Default settings for cell No.8 (TDD)" in clause 6.1.4

Cell No.6

The contents of SYSTEM INFORMATION BLOCK TYPE 1 to 16 messages for cell No.6 are identical to those of cell No.4 with the following exceptions:

Cell identity	0000 0000 0000 0000 0000 0000 0110B
URA identity	0000 0000 0000 0011B

Default settings for cell No.6 (FDD)

Downlink input level	Reference clause 6 Parameter Set
Uplink output power	Minimum supported by the UE's power class.
PCCPCH/PCPICH carrier number	Reference clause 6 Parameter Set
Cell Channel Description	
- Primary CPICH info	
- Primary scrambling code	350

Contents of System Information Block type 11 for cell No.6 (FDD)

- Intra-frequency measurement system information	A1, A2	
....		
- New intra-frequency cells		6
- Intra-frequency cell id		Same content as specified for Intra-frequency cell id=1 (serving cell) in SIB11 for Cell 1 in clause 6.1.0b with the exception that value for Primary scrambling code shall be according to clause titled "Default settings for cell No.6 (FDD)" in clause 6.1.4
- Cell info		4
- Intra-frequency cell id		Same content as specified for Intra-frequency cell id=2 in SIB11 for Cell 1 in clause 6.1.0b with the exception that value for Primary scrambling code shall be according to clause titled "Default settings for cell No.4 (FDD)" in clause 6.1.4
- Cell info		5
- Intra-frequency cell id		

- Cell info		Same content as specified for Intra-frequency cell id=2 in SIB11 for Cell 1 in clause 6.1.0b with the exception that value for Primary scrambling code shall be according to clause titled "Default settings for cell No.5 (FDD)" in clause 6.1.4
.....		
- Inter-frequency measurement system information	A1, A2	
.....		
- New inter-frequency cells		1
- Inter-frequency cell id		Not present
- Frequency info		Absence of this IE is equivalent to apply the default duplex distance defined for the operating frequency according to 3GPP TS 25.101 [11]
- UARFCN uplink(Nu)		Reference to table 6.1.2 for Cell 1
- UARFCN downlink(Nd)		Same content as specified for Inter-frequency cell id=4 in SIB11 for Cell 1 in clause 6.1.0b with the exception that value for Primary scrambling code shall be according to clause titled "Default settings for cell No.1 (FDD)" in clause 6.1.4
- Cell info		2
- Inter-frequency cell id		Not Present
- Frequency info		Absence of this IE is equivalent to value of the previous "frequency info" in the list.
- Cell info		Same content as specified for Inter-frequency cell id=4 in SIB11 for Cell 1 in clause 6.1.0b with the exception that value for Primary scrambling code shall be according to clause titled "Default settings for cell No.2 (FDD)" in clause 6.1.4
- Inter-frequency cell id		3
- Frequency info		Not Present
- Cell info		Absence of this IE is equivalent to value of the previous "frequency info" in the list.
- Inter-frequency cell id		Same content as specified for Inter-frequency cell id=4 in SIB11 for Cell 1 in clause 6.1.0b with the exception that value for Primary scrambling code shall be according to clause titled "Default settings for cell No.3 (FDD)" in clause 6.1.4
- Frequency info	A1	7
- Cell info		Not Present
- Inter-frequency cell id		Absence of this IE is equivalent to value of the previous "frequency info" in the list.
- Frequency info		Same content as specified for Inter-frequency cell id=4 in SIB11 for Cell 1 in clause 6.1.0b with the exception that value for Primary scrambling code shall be according to clause titled "Default settings for cell No.7 (FDD)" in clause 6.1.4
- Cell info		8
- Inter-frequency cell id		Not Present
- Frequency info		Absence of this IE is equivalent to value of the previous "frequency info" in the list.
- Cell info		Same content as specified for Inter-frequency cell id=4 in SIB11 for Cell 1 in clause 6.1.0b with the exception that value for Primary scrambling code shall be according to clause titled "Default settings for cell No.8 (FDD)" in clause 6.1.4
.....		
- Inter-RAT cell info list	A2	
.....		
- New inter-RAT cells		9
- Inter-RAT cell id		GSM
- CHOICE <i>Radio Access Technology</i>		Same content as specified for inter-RAT cell id=9 in SIB11 for Cell 1 in clause 6.1.0b
- GSM		10
- Inter-RAT cell id		GSM
- CHOICE <i>Radio Access Technology</i>		

- GSM	Same content as specified for inter-RAT cell id=10 in SIB11 for Cell 1 in clause 6.1.0b
----------------	---

Condition	Explanation
A1	FDD cell environment
A2	FDD/GSM inter-RAT cell environment

Default settings for cell No.6 (TDD)

Downlink input level Uplink output power PCCPCH/PCPICH carrier number Cell Channel Description - Primary CCPCH info - Cell parameters ID	Reference clause 6 Parameter Set Minimum supported by the UE's power class. Reference clause 6 Parameter Set 119
---	---

Contents of System Information Block type 11 for cell No.6 (TDD)

<p>- Intra-frequency measurement system information</p> <ul style="list-style-type: none"> - New intra-frequency cells - Intra-frequency cell id - Cell info <p>6 Same content as specified for Intra-frequency cell id=1 (serving cell) in SIB11 for Cell 1 in clause 6.1.0b with the exception that value for Cell parameters ID shall be according to clause titled "Default settings for cell No.6 (TDD)" in clause 6.1.4</p> <ul style="list-style-type: none"> - Intra-frequency cell id - Cell info <p>4 Same content as specified for Intra-frequency cell id=2 in SIB11 for Cell 1 in clause 6.1.0b with the exception that value for Cell parameters ID shall be according to clause titled "Default settings for cell No.4 (TDD)" in clause 6.1.4</p> <ul style="list-style-type: none"> - Intra-frequency cell id - Cell info <p>5 Same content as specified for Intra-frequency cell id=2 in SIB11 for Cell 1 in clause 6.1.0b with the exception that value for Cell parameters ID shall be according to clause titled "Default settings for cell No.5 (TDD)" in clause 6.1.4</p> <p>.....</p> <p>- Inter-frequency measurement system information</p> <ul style="list-style-type: none"> - New inter-frequency cells - Inter-frequency cell id - Frequency info - UARFCN downlink(Nt) - Cell info <p>1 Reference to table 6.1.7 for Cell 1 Same content as specified for Inter-frequency cell id=4 in SIB11 for Cell 1 in clause 6.1.0b with the exception that value for Cell parameters ID shall be according to clause titled "Default settings for cell No.1 (TDD)" in clause 6.1.4</p> <ul style="list-style-type: none"> - Inter-frequency cell id - Frequency info <p>2 Not Present Absence of this IE is equivalent to value of the previous "frequency info" in the list.</p> <ul style="list-style-type: none"> - Cell info <p>Same content as specified for Inter-frequency cell id=4 in SIB11 for Cell 1 in clause 6.1.0b with the exception that value for Cell parameters ID shall be according to clause titled "Default settings for cell No.2 (TDD)" in clause 6.1.4</p> <ul style="list-style-type: none"> - Inter-frequency cell id - Frequency info <p>3 Not Present Absence of this IE is equivalent to value of the previous "frequency info" in the list.</p> <ul style="list-style-type: none"> - Cell info <p>Same content as specified for Inter-frequency cell id=4 in SIB11 for Cell 1 in clause 6.1.0b with the exception that value for Cell parameters ID shall be according to clause titled "Default settings for cell No.3 (TDD)" in clause 6.1.4</p>	
--	--

- Inter-frequency cell id - Frequency info	7 Not Present Absence of this IE is equivalent to value of the previous "frequency info" in the list.
- Cell info	Same content as specified for Inter-frequency cell id=4 in SIB11 for Cell 1 in clause 6.1.0b with the exception that value for Cell parameters ID shall be according to clause titled "Default settings for cell No.7 (TDD)" in clause 6.1.4
- Inter-frequency cell id - Frequency info	8 Not Present Absence of this IE is equivalent to value of the previous "frequency info" in the list.
- Cell info	Same content as specified for Inter-frequency cell id=4 in SIB11 for Cell 1 in clause 6.1.0b with the exception that value for Cell parameters ID shall be according to clause titled "Default settings for cell No.8 (TDD)" in clause 6.1.4
.....	

Cell No.7

The contents of SYSTEM INFORMATION BLOCK TYPE 1 to 16 messages for cell No.7 are identical to those of cell No.1 with the following exceptions.

Cell identity	0000 0000 0000 0000 0000 0000 0111B
URA identity	0000 0000 0000 0100B

Default settings for cell No.7 (FDD)

Downlink input level	Reference clause 6.10 "Parameter Set"
Uplink output power	Minimum supported by the UE's power class.
PCCPCH/PCPICH carrier number	Reference clause 6.10 "Parameter Set"
Cell Channel Description	
- Primary CPICH info	
- Primary scrambling code	400

Contents of System Information Block type 11 for cell No.7 (FDD)

- Intra-frequency measurement system information	A1, A3	
- New intra-frequency cells		
- Intra-frequency cell id		7
- Cell info		Same content as specified for Intra-frequency cell id=1 (serving cell) in SIB11 for Cell 1 in clause 6.1.0b with the exception that value for Primary scrambling code shall be according to clause titled "Default settings for cell No.7 (FDD)" in clause 6.1.4
- Intra-frequency cell id		1
- Cell info		Same content as specified for Intra-frequency cell id=2 (neighbour cell) in SIB11 for Cell 1 in clause 6.1.0b with the exception that value for Primary scrambling code shall be according to clause titled "Default settings for cell No.1 (FDD)" in clause 6.1.4
- Intra-frequency cell id		2
- Cell info		Same content as specified for Intra-frequency cell id=2 in SIB11 for Cell 1 in clause 6.1.0b
- Intra-frequency cell id		3
- Cell info		Same content as specified for Intra-frequency cell id=3 in SIB11 for Cell 1 in clause 6.1.0b
- Intra-frequency cell id		8
- Cell info		Same content as specified for Intra-frequency cell id=8 in SIB11 for Cell 1 in clause 6.1.0b
- Intra-frequency cell id	A3	11
- Cell info		Same content as specified for Intra-frequency cell id=11 in SIB11 for Cell 1 in clause 6.1.0b

..... - Inter-frequency measurement system information	A1	
- New inter-frequency cells		4
- Inter frequency cell id		Same content as specified for Inter-frequency cell id=4 in SIB11 for Cell 1 in clause 6.1.0b
- Frequency info		Same content as specified for Inter-frequency cell id=4 in SIB11 for Cell 1 in clause 6.1.0b
- Cell info		5
- Inter frequency cell id		Same content as specified for Inter-frequency cell id=5 in SIB11 for Cell 1 in clause 6.1.0b
- Frequency info		Same content as specified for Inter-frequency cell id=5 in SIB11 for Cell 1 in clause 6.1.0b
- Cell info		6
- Inter frequency cell id		Same content as specified for Inter-frequency cell id=6 in SIB11 for Cell 1 in clause 6.1.0b
- Frequency info		6
- Cell info		Same content as specified for Inter-frequency cell id=6 in SIB11 for Cell 1 in clause 6.1.0b
.....		

Condition	Explanation
A1	FDD cell environment
A2	FDD/GSM inter-RAT cell environment
A3	FDD intra-frequency cell environment (6 intra-frequency cells without inter-frequency cells)

Default settings for cell No.7 (TDD)

Downlink input level	Reference clause 6 Parameter Set
Uplink output power	Minimum supported by the UE's power class.
PCCPCH/PCPICH carrier number	Reference clause 6 Parameter Set
Cell Channel Description	
- Primary CCPCH info	
- Cell parameters ID	123

Contents of System Information Block type 11 for cell No.7 (TDD)

- Intra-frequency measurement system information	
- New intra-frequency cells	7
- Intra-frequency cell id	Same content as specified for Intra-frequency cell id=1 (serving cell) in SIB11 for Cell 1 in clause 6.1.0b with the exception that value for Cell parameters ID shall be according to clause titled "Default settings for cell No.7 (TDD)" in clause 6.1.4
- Cell info	
- Intra-frequency cell id	1
- Cell info	Same content as specified for Intra-frequency cell id=2 (neighbour cell) in SIB11 for Cell 1 in clause 6.1.0b with the exception that value for Cell parameters ID shall be according to clause titled "Default settings for cell No.1 (TDD)" in clause 6.1.4
- Intra-frequency cell id	2
- Cell info	Same content as specified for Intra-frequency cell id=2 in SIB11 for Cell 1 in clause 6.1.0b
- Intra-frequency cell id	3
- Cell info	Same content as specified for Intra-frequency cell id=3 in SIB11 for Cell 1 in clause 6.1.0b
- Intra-frequency cell id	8
- Cell info	Same content as specified for Intra-frequency cell id=8 in SIB11 for Cell 1 in clause 6.1.0b
..... - Inter-frequency measurement system information	

- New inter-frequency cells - Inter frequency cell id - Frequency info	4 Same content as specified for Inter-frequency cell id=4 in SIB11 for Cell 1 in clause 6.1.0b
- Cell info	Same content as specified for Inter-frequency cell id=4 in SIB11 for Cell 1 in clause 6.1.0b
- Inter frequency cell id - Frequency info	5 Same content as specified for Inter-frequency cell id=5 in SIB11 for Cell 1 in clause 6.1.0b
- Cell info	Same content as specified for Inter-frequency cell id=5 in SIB11 for Cell 1 in clause 6.1.0b
- Inter frequency cell id - Frequency info	6 Same content as specified for Inter-frequency cell id=6 in SIB11 for Cell 1 in clause 6.1.0b
- Cell info	Same content as specified for Inter-frequency cell id=6 in SIB11 for Cell 1 in clause 6.1.0b
.....	

Cell No.8

The contents of SYSTEM INFORMATION BLOCK TYPE 1 to 16 messages for cell No.8 are identical to those of cell No.1 with the following exceptions:

Cell identity	0000 0000 0000 0000 0000 0000 1000B
URA identity	0000 0000 0000 0100B

Default settings for cell No.8 (FDD)

Downlink input level	Reference clause 6.10 "Parameter Set"
Uplink output power	Minimum supported by the UE's power class.
PCCPCH/PCPICH carrier number	Reference clause 6.10 "Parameter Set"
Cell Channel Description	
- Primary CPICH info	
- Primary scrambling code	450

Contents of System Information Block type 11 for cell No.8 (FDD)

- Intra-frequency measurement system information	A1, A3	
- New intra-frequency cells		8
- Intra-frequency cell id		Same content as specified for Intra-frequency cell id=1 (serving cell) in SIB11 for Cell 1 in clause 6.1.0b with the exception that value for Primary scrambling code shall be according to clause titled "Default settings for cell No.8 (FDD)" in clause 6.1.4
- Cell info		
- Intra-frequency cell id		1
- Cell info		Same content as specified for Intra-frequency cell id=2 (neighbour cell) in SIB11 for Cell 1 in clause 6.1.0b with the exception that value for Primary scrambling code shall be according to clause titled "Default settings for cell No.1 (FDD)" in clause 6.1.4
- Intra-frequency cell id		2
- Cell info		Same content as specified for Intra-frequency cell id=2 in SIB11 for Cell 1 in clause 6.1.0b
- Intra-frequency cell id		3
- Cell info		Same content as specified for Intra-frequency cell id=3 in SIB11 for Cell 1 in clause 6.1.0b
- Intra-frequency cell id		7
- Cell info		Same content as specified for Intra-frequency cell id=7 in SIB11 for Cell 1 in clause 6.1.0b
- Intra-frequency cell id	A3	11
- Cell info		Same content as specified for Intra-frequency cell id=11 in SIB11 for Cell 1 in clause 6.1.0b

..... - Inter-frequency measurement system information	A1	
- New inter-frequency cells		4
- Inter frequency cell id		Same content as specified for Inter-frequency cell id=4 in SIB11 for Cell 1 in clause 6.1.0b
- Frequency info		Same content as specified for Inter-frequency cell id=4 in SIB11 for Cell 1 in clause 6.1.0b
- Cell info		5
- Inter frequency cell id		Same content as specified for Inter-frequency cell id=5 in SIB11 for Cell 1 in clause 6.1.0b
- Frequency info		Same content as specified for Inter-frequency cell id=5 in SIB11 for Cell 1 in clause 6.1.0b
- Cell info		
- Inter frequency cell id		6
- Frequency info		Same content as specified for Inter-frequency cell id=6 in SIB11 for Cell 1 in clause 6.1.0b
- Cell info		Same content as specified for Inter-frequency cell id=6 in SIB11 for Cell 1 in clause 6.1.0b
.....		

Condition	Explanation
A1	FDD cell environment
A2	FDD/GSM inter-RAT cell environment
A3	FDD intra-frequency cell environment (6 intra-frequency cells without inter-frequency cells)

Default settings for cell No.8 (TDD)

Downlink input level	Reference clause 6 Parameter Set
Uplink output power	Minimum supported by the UE's power class.
PCCPCH/PCPICH carrier number	Reference clause 6 Parameter Set
Cell Channel Description	
- Primary CCPCH info	
- Cell parameters ID	127

Contents of System Information Block type 11 for cell No.8 (TDD)

- Intra-frequency measurement system information	
.....	
- New intra-frequency cells	8
- Intra-frequency cell id	Same content as specified for Intra-frequency cell id=1 (serving cell) in SIB11 for Cell 1 in clause 6.1.0b with the exception that value for Cell parameters ID shall be according to clause titled "Default settings for cell No.8 (TDD)" in clause 6.1.4
- Cell info	
- Intra-frequency cell id	1
- Cell info	Same content as specified for Intra-frequency cell id=2 (neighbour cell) in SIB11 for Cell 1 in clause 6.1.0b with the exception that value for Cell parameters ID shall be according to clause titled "Default settings for cell No.1 (TDD)" in clause 6.1.4
- Intra-frequency cell id	2
- Cell info	Same content as specified for Intra-frequency cell id=2 in SIB11 for Cell 1 in clause 6.1.0b
- Intra-frequency cell id	3
- Cell info	Same content as specified for Intra-frequency cell id=3 in SIB11 for Cell 1 in clause 6.1.0b
- Intra-frequency cell id	7
- Cell info	Same content as specified for Intra-frequency cell id=7 in SIB11 for Cell 1 in clause 6.1.0b
.....	
- Inter-frequency measurement system information	
.....	

- New inter-frequency cells - Inter frequency cell id - Frequency info	4 Same content as specified for Inter-frequency cell id=4 in SIB11 for Cell 1 in clause 6.1.0b
- Cell info	Same content as specified for Inter-frequency cell id=4 in SIB11 for Cell 1 in clause 6.1.0b
- Inter frequency cell id - Frequency info	5 Same content as specified for Inter-frequency cell id=5 in SIB11 for Cell 1 in clause 6.1.0b
- Cell info	Same content as specified for Inter-frequency cell id=5 in SIB11 for Cell 1 in clause 6.1.0b
- Inter frequency cell id - Frequency info	6 Same content as specified for Inter-frequency cell id=6 in SIB11 for Cell 1 in clause 6.1.0b
- Cell info	Same content as specified for Inter-frequency cell id=6 in SIB11 for Cell 1 in clause 6.1.0b
.....	

Cell No.9

Contents of System Information for cell No.9 (GSM)

See 3GPP TS 51.010-1 [31], clause 10.1.2.

Default settings for cell No.9 (GSM)

See table 6.1.10.

Cell No.10

Contents of System Information for cell No.10 (GSM)

See 3GPP TS 51.010-1 [31], clause 10.1.2.

Default settings for cell No.10 (GSM)

See table 6.1.10

Cell No.11

The contents of SYSTEM INFORMATION BLOCK TYPE 1 to 16 messages for cell No.11 are identical to those of cell No.1 with the following exceptions.

Cell identity	0000 0000 0000 0000 0000 0000 1011B
URA identity	0000 0000 0000 0010B

Default settings for cell No.11 (FDD)

Downlink input level	Reference clause 6.10 "Parameter Set"
Uplink output power	Minimum supported by the UE's power class.
PCCPCH/PCPICH carrier number	Reference clause 6.10 "Parameter Set"
Cell Channel Description	
- Primary CPICH info	
- Primary scrambling code	500

Contents of System Information Block type 11 for cell No.11 (FDD)

- Intra-frequency measurement system information	A3	
.....		
- New intra-frequency cells		
- Intra-frequency cell id		11

- Cell info	Same content as specified for Intra-frequency cell id=1 (serving cell) in SIB11 for Cell 1 in clause 6.1.0b with the exception that value for Primary scrambling code shall be according to clause titled "Default settings for cell No.11 (FDD)" in clause 6.1.4
- Intra-frequency cell id	1
- Cell info	Same content as specified for Intra-frequency cell id=2 (neighbour cell) in SIB11 for Cell 1 in clause 6.1.0b with the exception that value for Primary scrambling code shall be according to clause titled "Default settings for cell No.1 (FDD)" in clause 6.1.4
- Intra-frequency cell id	2
- Cell info	Same content as specified for Intra-frequency cell id=2 in SIB11 for Cell 1 in clause 6.1.0b
- Intra-frequency cell id	3
- Cell info	Same content as specified for Intra-frequency cell id=3 in SIB11 for Cell 1 in clause 6.1.0b
- Intra-frequency cell id	7
- Cell info	Same content as specified for Intra-frequency cell id=7 in SIB11 for Cell 1 in clause 6.1.0b
- Intra-frequency cell id	8
- Cell info	Same content as specified for Intra-frequency cell id=8 in SIB11 for Cell 1 in clause 6.1.0b
.....	

Condition	Explanation
A1	FDD cell environment
A2	FDD/GSM inter-RAT cell environment
A3	FDD intra-frequency cell environment (6 intra-frequency cells without inter-frequency cells)

6.1.4.1 Default Cell parameters Two PLMN in UTRAN test scenario

In this scenario two cell groups belong to two different PLMN, Cell 1, 2, 3, 7, 8 (for PLMN1) and Cell 4,5,6 (for PLMN2) shall be configured on two different frequencies.

The contents of SYSTEM INFORMATION BLOCK TYPE 1 to 16 messages for cell No.1 to 8 are identical to those of cell No.1-8 in clause 6.1.4. Exceptions are found in SYSTEM INFORMATION BLOCK TYPE 11:

- SYSTEM INFORMATION BLOCK TYPE 11 for cell No.1, 2, 3, 7, 8 contains cell No.1, 2, 3, 7, 8 in Intra-frequency measurement system information, and cell No.4, 5, 6 in Inter-frequency measurement system information.
- SYSTEM INFORMATION BLOCK TYPE 11 for cell No.4,5,6 contains cell No.4,5,6 in Intra-frequency measurement system information, and cell No. 1, 2, 3, 7, 8 in Inter-frequency measurement system information.
- All other parameters in SYSTEM INFORMATION BLOCK TYPE 11 are set to identical to clause 6.1.4.

Contents of System Information Block type 18 for cell No.1, 2, 3, 7, 8

- Idle mode PLMN identities	Not Present
- PLMNs of intra-frequency cells list	
- PLMNs of inter-frequency cells list	
- PLMN identity	Set to PLMN2
- PLMNs of inter-RAT cells list	Not present
- Connected mode PLMN identities	Not present

Contents of System Information Block type 18 for cell No.4, 5, 6

- Idle mode PLMN identities	Not Present
- PLMNs of intra-frequency cells list	
- PLMNs of inter-frequency cells list	
- PLMN identity	Set to PLMN1
- PLMNs of inter-RAT cells list	Not present
- Connected mode PLMN identities	Not present

6.1.4.1a Default Cell parameters Two PLMN in UTRAN test scenario with cells on PLMN1 belonging to two different frequencies

In this scenario three cell groups belong to two different PLMN, Cell 1, 2, 3 (for PLMN1), Cell 4,5,6 (for PLMN1) and Cell 7,8 (for PLMN2) shall be configured on three different frequencies.

The contents of SYSTEM INFORMATION BLOCK TYPE 1 to 16 messages for cell No.1 to 8 are identical to those of cell No.1-8 in clause 6.1.4. Exceptions are found in SYSTEM INFORMATION BLOCK TYPE 11:

- SYSTEM INFORMATION BLOCK TYPE 11 for cell No.1, 2, 3 contains cell No.1, 2, 3 in Intra-frequency measurement system information, and cell No.4, 5, 6, 7, 8 in Inter-frequency measurement system information.
- SYSTEM INFORMATION BLOCK TYPE 11 for cell No.4, 5, 6 contains cell No. 4, 5, 6 in Intra-frequency measurement system information, and cell No. 1, 2, 3, 7, 8 in Inter-frequency measurement system information.
- SYSTEM INFORMATION BLOCK TYPE 11 for cell No. 7, 8 contains cell No. 7, 8 in Intra-frequency measurement system information, and cell No. 1, 2, 3, 4, 5, 6 in Inter-frequency measurement system information
- All other parameters in SYSTEM INFORMATION BLOCK TYPE 11 are set to identical to clause 6.1.4.

Contents of System Information Block type 18 for cell No.1, 2, 3, 4, 5, 6

- Idle mode PLMN identities	
- PLMNs of intra-frequency cells list	Not Present
- PLMNs of inter-frequency cells list	
- PLMN identity	Set to PLMN1
- PLMN identity	Set to PLMN1
- PLMN identity	Set to PLMN1
- PLMN identity	Set to PLMN2
- PLMNs of inter-RAT cells list	Not present
- Connected mode PLMN identities	Not present

Contents of System Information Block type 18 for cell No.7, 8

- Idle mode PLMN identities	
- PLMNs of intra-frequency cells list	Not Present
- PLMNs of inter-frequency cells list	
- PLMN identity	Set to PLMN1
- PLMNs of inter-RAT cells list	Not present
- Connected mode PLMN identities	Not present

6.1.4.2 Default Cell parameters Three PLMN in UTRAN test scenario

In this scenario three cell groups belong to three different PLMN, Cell 1, 2, 3 (for PLMN1), Cell 4, 5, 6 (for PLMN2) and Cell 7, 8 (for PLMN3) shall be configured on three different frequencies.

The contents of SYSTEM INFORMATION BLOCK TYPE 1 to 16 messages for cell No.1 to 8 are identical to those of cell No.1-8 in clause 6.1.4. Exceptions are found in SYSTEM INFORMATION BLOCK TYPE 11:

- SYSTEM INFORMATION BLOCK TYPE 11 for cell No.1, 2, 3 contains cell No.1, 2, 3 in Intra-frequency measurement system information, and cell No.4, 5, 6, 7, 8 in Inter-frequency measurement system information.
- SYSTEM INFORMATION BLOCK TYPE 11 for cell No.4, 5, 6 contains cell No. 4, 5, 6 in Intra-frequency measurement system information, and cell No. 1, 2, 3, 7, 8 in Inter-frequency measurement system information.
- SYSTEM INFORMATION BLOCK TYPE 11 for cell No. 7, 8 contains cell No. 7, 8 in Intra-frequency measurement system information, and cell No. 1, 2, 3, 4, 5, 6 in Inter-frequency measurement system information.
- All other parameters in SYSTEM INFORMATION BLOCK TYPE 11 are set to identical to clause 6.1.4.

Contents of System Information Block type 18 for cell No.1, 2, 3

- Idle mode PLMN identities	Not Present
- PLMNs of intra-frequency cells list	
- PLMNs of inter-frequency cells list	
- PLMN identity	Set to PLMN2
- PLMN identity	Set to PLMN2
- PLMN identity	Set to PLMN2
- PLMN identity	Set to PLMN3
- PLMNs of inter-RAT cells list	Not present
- Connected mode PLMN identities	Not present

Contents of System Information Block type 18 for cell No.4, 5, 6

- Idle mode PLMN identities	Not Present
- PLMNs of intra-frequency cells list	
- PLMNs of inter-frequency cells list	
- PLMN identity	Set to PLMN1
- PLMN identity	Set to PLMN1
- PLMN identity	Set to PLMN1
- PLMN identity	Set to PLMN3
- PLMNs of inter-RAT cells list	Not present
- Connected mode PLMN identities	Not present

Contents of System Information Block type 18 for cell No.7, 8

- Idle mode PLMN identities	Not Present
- PLMNs of intra-frequency cells list	
- PLMNs of inter-frequency cells list	
- PLMN identity	Set to PLMN1
- PLMN identity	Set to PLMN1
- PLMN identity	Set to PLMN1
- PLMN identity	Set to PLMN2
- PLMNs of inter-RAT cells list	Not present
- Connected mode PLMN identities	Not present

6.1.4.3 Default Cell parameters for MBMS 21 to 28 cell environments

Cell No.21

The contents of SYSTEM INFORMATION BLOCK TYPE 1 to 16 messages for cell No.21 are identical to those of cell No.1 with the following exceptions.

Cell identity	000000000000000000000000010101B
URA identity	0000 0000 0000 0001B

Default settings for cell No.21 (FDD)

Downlink input level	Reference clause 6.10 "Parameter Set"
Uplink output power	Minimum supported by the UE's power class.
PCCPCH/PCPICH carrier number	Reference clause 6.10 "Parameter Set"
Cell Channel Description	
- Primary CPICH info	
- Primary scrambling code	120

Contents of System Information Block type 11 for cell No.21 (FDD)

- Intra-frequency measurement system information	
....	
- New intra-frequency cells	
- Intra-frequency cell id	21

<ul style="list-style-type: none"> - Cell info - Intra-frequency cell id - Cell info - Intra-frequency cell id - Cell info - Intra-frequency cell id - Cell info - Intra-frequency cell id - Cell info - Intra-frequency cell id - Cell info - Intra-frequency cell id - Cell info - Intra-frequency cell id - Cell info - Intra-frequency cell id - Cell info - Intra-frequency cell id - Cell info - Intra-frequency cell id - Cell info 	<p>Same content as specified for Intra-frequency cell id=1 (serving cell) in SIB11 for Cell 1 in clause 6.1.0b with the exception that value for Primary scrambling code shall be according to clause titled "Default settings for cell No.21 (FDD)" in clause 6.1.4.3</p> <p>22</p> <p>Same content as specified for Intra-frequency cell id=2 (serving cell) in SIB11 for Cell 1 in clause 6.1.0b with the exception that value for Primary scrambling code shall be according to clause titled "Default settings for cell No.22 (FDD)" in clause 6.1.4.3</p> <p>23</p> <p>Same content as specified for Intra-frequency cell id=3 (serving cell) in SIB11 for Cell 1 in clause 6.1.0b with the exception that value for Primary scrambling code shall be according to clause titled "Default settings for cell No.23 (FDD)" in clause 6.1.4.3</p> <p>27</p> <p>Same content as specified for Intra-frequency cell id=7 (serving cell) in SIB11 for Cell 1 in clause 6.1.0b with the exception that value for Primary scrambling code shall be according to clause titled "Default settings for cell No.27 (FDD)" in clause 6.1.4.3</p> <p>28</p> <p>Same content as specified for Intra-frequency cell id=8 (serving cell) in SIB11 for Cell 1 in clause 6.1.0b with the exception that value for Primary scrambling code shall be according to clause titled "Default settings for cell No.28 (FDD)" in clause 6.1.4.3</p> <p>1</p> <p>Same content as specified for Intra-frequency cell id=2 (serving cell) in SIB11 for Cell 1 in clause 6.1.0b with the exception that value for Primary scrambling code shall be according to clause titled "Default settings for cell No.1 (FDD)" in clause 6.1.4</p> <p>2</p> <p>Same content as specified for Intra-frequency cell id=2 (serving cell) in SIB11 for Cell 1 in clause 6.1.0b with the exception that value for Primary scrambling code shall be according to clause titled "Default settings for cell No.2 (FDD)" in clause 6.1.4</p> <p>3</p> <p>Same content as specified for Intra-frequency cell id=3 (serving cell) in SIB11 for Cell 1 in clause 6.1.0b with the exception that value for Primary scrambling code shall be according to clause titled "Default settings for cell No.3 (FDD)" in clause 6.1.4</p> <p>7</p> <p>Same content as specified for Intra-frequency cell id=7 (serving cell) in SIB11 for Cell 1 in clause 6.1.0b with the exception that value for Primary scrambling code shall be according to clause titled "Default settings for cell No.7 (FDD)" in clause 6.1.4</p> <p>8</p> <p>Same content as specified for Intra-frequency cell id=8 (serving cell) in SIB11 for Cell 1 in clause 6.1.0b with the exception that value for Primary scrambling code shall be according to clause titled "Default settings for cell No.8 (FDD)" in clause 6.1.4</p>
<p>.....</p> <p>- Inter-frequency measurement system information</p> <p>.....</p> <ul style="list-style-type: none"> - New inter-frequency cells - Inter frequency cell id - Frequency info 	<p>24</p> <p>Same content as specified for Inter-frequency cell id=4 in SIB11 for Cell 1 in clause 6.1.0b</p>

- Cell info	Same content as specified for Intra-frequency cell id=1 (serving cell) in SIB11 for Cell 1 in clause 6.1.0b with the exception that value for Primary scrambling code shall be according to clause titled "Default settings for cell No.24 (FDD)" in clause 6.1.4
- Inter frequency cell id	25
- Frequency info	Not present
	Absence of this IE is equivalent to apply the default duplex distance defined for the operating frequency according to 25.101
- Cell info	Same content as specified for Intra-frequency cell id=5 (serving cell) in SIB11 for Cell 1 in clause 6.1.0b with the exception that value for Primary scrambling code shall be according to clause titled "Default settings for cell No.25 (FDD)" in clause 6.1.4
- Inter frequency cell id	26
- Frequency info	Not present
	Absence of this IE is equivalent to apply the default duplex distance defined for the operating frequency according to 25.101
- Cell info	Same content as specified for Intra-frequency cell id=6 (serving cell) in SIB11 for Cell 1 in clause 6.1.0b with the exception that value for Primary scrambling code shall be according to clause titled "Default settings for cell No.26 (FDD)" in clause 6.1.4
- Inter frequency cell id	4
- Frequency info	Not present
	Absence of this IE is equivalent to apply the default duplex distance defined for the operating frequency according to 25.101
- Cell info	Same content as specified for Inter-frequency cell id=4 in SIB11 for Cell 1 in clause 6.1.0b
- Inter frequency cell id	5
- Frequency info	Not present
	Absence of this IE is equivalent to apply the default duplex distance defined for the operating frequency according to 25.101
- Cell info	Same content as specified for Inter-frequency cell id=5 in SIB11 for Cell 1 in clause 6.1.0b
- Inter frequency cell id	6
- Frequency info	Not present
	Absence of this IE is equivalent to apply the default duplex distance defined for the operating frequency according to 25.101
- Cell info	Same content as specified for Inter-frequency cell id=6 in SIB11 for Cell 1 in clause 6.1.0b
.....	

Default settings for cell No.21 (TDD)

Downlink input level	Reference clause 6 Parameter Set
Uplink output power	Minimum supported by the UE's power class.
PCCPCH/PCPICH carrier number	Reference clause 6 Parameter Set
Cell Channel Description	
- Primary CCPCH info	
- Cell parameters ID	2

Contents of System Information Block type 11 for cell No.21 (TDD)

- Intra-frequency measurement system information	
.....	
- New intra-frequency cells	
- Intra-frequency cell id	21

<ul style="list-style-type: none"> - Cell info 	<p>Same content as specified for Intra-frequency cell id=1 (serving cell) in SIB11 for Cell 1 in clause 6.1.0b with the exception that value for Cell parameters ID shall be according to clause titled "Default settings for cell No.21 (TDD)" in clause 6.1.4.3</p>
<ul style="list-style-type: none"> - Intra-frequency cell id 	<p>22</p>
<ul style="list-style-type: none"> - Cell info 	<p>Same content as specified for Intra-frequency cell id=2 in SIB11 for Cell 1 in clause 6.1.0b with the exception that value for Cell parameters ID shall be according to clause titled "Default settings for cell No.22 (TDD)" in clause 6.1.4.3</p>
<ul style="list-style-type: none"> - Intra-frequency cell id 	<p>23</p>
<ul style="list-style-type: none"> - Cell info 	<p>Same content as specified for Intra-frequency cell id=3 in SIB11 for Cell 1 in clause 6.1.0b with the exception that value for Cell parameters ID shall be according to clause titled "Default settings for cell No.23 (TDD)" in clause 6.1.4.3</p>
<ul style="list-style-type: none"> - Intra-frequency cell id 	<p>27</p>
<ul style="list-style-type: none"> - Cell info 	<p>Same content as specified for Intra-frequency cell id=7 in SIB11 for Cell 1 in clause 6.1.0b with the exception that value for Cell parameters ID shall be according to clause titled "Default settings for cell No.27 (TDD)" in clause 6.1.4.3</p>
<ul style="list-style-type: none"> - Intra-frequency cell id 	<p>28</p>
<ul style="list-style-type: none"> - Cell info 	<p>Same content as specified for Intra-frequency cell id=8 in SIB11 for Cell 1 in clause 6.1.0b with the exception that value for Cell parameters ID shall be according to clause titled "Default settings for cell No.28 (TDD)" in clause 6.1.4.3</p>
<ul style="list-style-type: none"> - Intra-frequency cell id 	<p>1</p>
<ul style="list-style-type: none"> - Cell info 	<p>Same content as specified for Intra-frequency cell id=2 in SIB11 for Cell 1 in clause 6.1.0b with the exception that value for Cell parameters ID shall be according to clause titled "Default settings for cell No.1 (TDD)" in clause 6.1.4.3</p>
<ul style="list-style-type: none"> - Intra-frequency cell id 	<p>2</p>
<ul style="list-style-type: none"> - Cell info 	<p>Same content as specified for Intra-frequency cell id=2 in SIB11 for Cell 1 in clause 6.1.0b</p>
<ul style="list-style-type: none"> - Intra-frequency cell id 	<p>3</p>
<ul style="list-style-type: none"> - Cell info 	<p>Same content as specified for Intra-frequency cell id=3 in SIB11 for Cell 1 in clause 6.1.0b</p>
<ul style="list-style-type: none"> - Intra-frequency cell id 	<p>7</p>
<ul style="list-style-type: none"> - Cell info 	<p>Same content as specified for Intra-frequency cell id=7 in SIB11 for Cell 1 in clause 6.1.0b</p>
<ul style="list-style-type: none"> - Intra-frequency cell id 	<p>8</p>
<ul style="list-style-type: none"> - Cell info 	<p>Same content as specified for Intra-frequency cell id=8 in SIB11 for Cell 1 in clause 6.1.0b</p>
<p>.....</p>	
<p>- Inter-frequency measurement system information</p>	
<p>.....</p>	
<ul style="list-style-type: none"> - New inter-frequency cells 	<p>24</p>
<ul style="list-style-type: none"> - Inter frequency cell id - Frequency info 	<p>Same content as specified for Inter-frequency cell id=4 in SIB11 for Cell 1 in clause 6.1.0b</p>
<ul style="list-style-type: none"> - Cell info 	<p>Same content as specified for Intra-frequency cell id=1 in SIB11 for Cell 1 in clause 6.1.0b with the exception that value for Primary scrambling code shall be according to clause titled "Default settings for cell No.24 (TDD)" in clause 6.1.4.3</p>
<ul style="list-style-type: none"> - Inter frequency cell id - Frequency info - Cell info 	<p>25 Not present</p>
<ul style="list-style-type: none"> - Inter frequency cell id - Frequency info 	<p>26 Not present</p>

- Cell info	Same content as specified for Intra-frequency cell id=6 in SIB11 for Cell 1 in clause 6.1.0b with the exception that value for Primary scrambling code shall be according to clause titled "Default settings for cell No.26 (TDD)" in clause 6.1.4.3
- Inter frequency cell id	4
- Frequency info	Not present
- Cell info	Same content as specified for Inter-frequency cell id=4 in SIB11 for Cell 1 in clause 6.1.0b
- Inter frequency cell id	5
- Frequency info	Not present
- Cell info	Same content as specified for Inter-frequency cell id=5 in SIB11 for Cell 1 in clause 6.1.0b
- Inter frequency cell id	6
- Frequency info	Not present
- Cell info	Same content as specified for Inter-frequency cell id=6 in SIB11 for Cell 1 in clause 6.1.0b
.....	

Cell No.22

The contents of SYSTEM INFORMATION BLOCK TYPE 1 to 16 messages for cell No.22 are identical to those of cell No.1 with the following exceptions.

Cell identity	00000000000000000000010110B
URA identity	0000 0000 0000 0001B

Default settings for cell No.22 (FDD)

Downlink input level	Reference clause 6.10 "Parameter Set"
Uplink output power	Minimum supported by the UE's power class.
PCCPCH/PCPICH carrier number	Reference clause 6.10 "Parameter Set"
Cell Channel Description	
- Primary CPICH info	
- Primary scrambling code	170

Contents of System Information Block type 11 for cell No.22 (FDD)

- Intra-frequency measurement system information	
....	
- New intra-frequency cells	
- Intra-frequency cell id	22
- Cell info	Same content as specified for Intra-frequency cell id=1 (serving cell) in SIB11 for Cell 1 in clause 6.1.0b with the exception that value for Primary scrambling code shall be according to clause titled "Default settings for cell No.22 (FDD)" in clause 6.1.4.3
- Intra-frequency cell id	21
- Cell info	Same content as specified for Intra-frequency cell id=2 (serving cell) in SIB11 for Cell 1 in clause 6.1.0b with the exception that value for Primary scrambling code shall be according to clause titled "Default settings for cell No.21 (FDD)" in clause 6.1.4.3
- Intra-frequency cell id	23
- Cell info	Same content as specified for Intra-frequency cell id=3 (serving cell) in SIB11 for Cell 1 in clause 6.1.0b with the exception that value for Primary scrambling code shall be according to clause titled "Default settings for cell No.23 (FDD)" in clause 6.1.4.3
- Intra-frequency cell id	27
- Cell info	Same content as specified for Intra-frequency cell id=7 (serving cell) in SIB11 for Cell 1 in clause 6.1.0b with the exception that value for Primary scrambling code shall be according to clause titled "Default settings for cell No.27 (FDD)" in clause 6.1.4.3

<ul style="list-style-type: none"> - Intra-frequency cell id - Cell info - Intra-frequency cell id - Cell info - Intra-frequency cell id - Cell info - Intra-frequency cell id - Cell info - Intra-frequency cell id - Cell info - Intra-frequency cell id - Cell info <p>.....</p>	<p>28 Same content as specified for Intra-frequency cell id=8 (serving cell) in SIB11 for Cell 1 in clause 6.1.0b with the exception that value for Primary scrambling code shall be according to clause titled "Default settings for cell No.28 (FDD)" in clause 6.1.4.3</p> <p>2 Same content as specified for Intra-frequency cell id=2 (serving cell) in SIB11 for Cell 1 in clause 6.1.0b</p> <p>1 Same content as specified for Intra-frequency cell id=2 (serving cell) in SIB11 for Cell 1 in clause 6.1.0b with the exception that value for Primary scrambling code shall be according to clause titled "Default settings for cell No.1 (FDD)" in clause 6.1.4</p> <p>3 Same content as specified for Intra-frequency cell id=3 (serving cell) in SIB11 for Cell 1 in clause 6.1.0b</p> <p>7 Same content as specified for Intra-frequency cell id=7 (serving cell) in SIB11 for Cell 1 in clause 6.1.0b</p> <p>8 Same content as specified for Intra-frequency cell id=8 (serving cell) in SIB11 for Cell 1 in clause 6.1.0b</p>
<p>- Inter-frequency measurement system information</p> <p>.....</p> <ul style="list-style-type: none"> - New inter-frequency cells - Inter frequency cell id - Frequency info - Cell info - Inter frequency cell id - Frequency info - Cell info - Inter frequency cell id - Frequency info - Cell info - Inter frequency cell id - Frequency info - Cell info - Inter frequency cell id - Frequency info - Cell info - Inter frequency cell id - Frequency info 	<p>24 Same content as specified for Inter-frequency cell id=4 in SIB11 for Cell 1 in clause 6.1.0b</p> <p>Same content as specified for Intra-frequency cell id=1 (serving cell) in SIB11 for Cell 1 in clause 6.1.0b with the exception that value for Primary scrambling code shall be according to clause titled "Default settings for cell No.24 (FDD)" in clause 6.1.4</p> <p>25 Not present Absence of this IE is equivalent to apply the default duplex distance defined for the operating frequency according to 25.101</p> <p>Same content as specified for Intra-frequency cell id=5 (serving cell) in SIB11 for Cell 1 in clause 6.1.0b with the exception that value for Primary scrambling code shall be according to clause titled "Default settings for cell No.25 (FDD)" in clause 6.1.4</p> <p>26 Not present Absence of this IE is equivalent to apply the default duplex distance defined for the operating frequency according to 25.101</p> <p>Same content as specified for Intra-frequency cell id=6 (serving cell) in SIB11 for Cell 1 in clause 6.1.0b with the exception that value for Primary scrambling code shall be according to clause titled "Default settings for cell No.26 (FDD)" in clause 6.1.4</p> <p>4 Not present Absence of this IE is equivalent to apply the default duplex distance defined for the operating frequency according to 25.101</p> <p>Same content as specified for Inter-frequency cell id=4 in SIB11 for Cell 1 in clause 6.1.0b</p> <p>5 Not present Absence of this IE is equivalent to apply the default duplex distance defined for the operating frequency according to 25.101</p>

<ul style="list-style-type: none"> - Cell info - Inter frequency cell id - Frequency info 	<p>Same content as specified for Inter-frequency cell id=5 in SIB11 for Cell 1 in clause 6.1.0b</p> <p>6</p> <p>Not present</p> <p>Absence of this IE is equivalent to apply the default duplex distance defined for the operating frequency according to 25.101</p>
<ul style="list-style-type: none"> - Cell info <p>.....</p>	<p>Same content as specified for Inter-frequency cell id=6 in SIB11 for Cell 1 in clause 6.1.0b</p>

Default settings for cell No.22 (TDD)

<p>Downlink input level</p> <p>Uplink output power</p> <p>PCCPCH/PCPICH carrier number</p> <p>Cell Channel Description</p> <ul style="list-style-type: none"> - Primary CCPCH info - Cell parameters ID 	<p>Reference clause 6 Parameter Set</p> <p>Minimum supported by the UE's power class.</p> <p>Reference clause 6 Parameter Set</p> <p>6</p>
---	--

Contents of System Information Block type 11 for cell No.22 (TDD)

<p>- Intra-frequency measurement system information</p> <p>.....</p> <ul style="list-style-type: none"> - New intra-frequency cells - Intra-frequency cell id - Cell info 	<p>22</p> <p>Same content as specified for Intra-frequency cell id=1 (serving cell) in SIB11 for Cell 1 in clause 6.1.0b with the exception that value for Cell parameters ID shall be according to clause titled "Default settings for cell No.22 (TDD)" in clause 6.1.4.3</p>
<ul style="list-style-type: none"> - Intra-frequency cell id - Cell info 	<p>21</p> <p>Same content as specified for Intra-frequency cell id=2 in SIB11 for Cell 1 in clause 6.1.0b with the exception that value for Cell parameters ID shall be according to clause titled "Default settings for cell No.21 (TDD)" in clause 6.1.4.3</p>
<ul style="list-style-type: none"> - Intra-frequency cell id - Cell info 	<p>23</p> <p>Same content as specified for Intra-frequency cell id=3 in SIB11 for Cell 1 in clause 6.1.0b with the exception that value for Cell parameters ID shall be according to clause titled "Default settings for cell No.23 (TDD)" in clause 6.1.4.3</p>
<ul style="list-style-type: none"> - Intra-frequency cell id - Cell info 	<p>27</p> <p>Same content as specified for Intra-frequency cell id=7 in SIB11 for Cell 1 in clause 6.1.0b with the exception that value for Cell parameters ID shall be according to clause titled "Default settings for cell No.27 (TDD)" in clause 6.1.4.3</p>
<ul style="list-style-type: none"> - Intra-frequency cell id - Cell info 	<p>28</p> <p>Same content as specified for Intra-frequency cell id=8 in SIB11 for Cell 1 in clause 6.1.0b with the exception that value for Cell parameters ID shall be according to clause titled "Default settings for cell No.28 (TDD)" in clause 6.1.4.3</p>
<ul style="list-style-type: none"> - Intra-frequency cell id - Cell info 	<p>1</p> <p>Same content as specified for Intra-frequency cell id=2 in SIB11 for Cell 1 in clause 6.1.0b with the exception that value for Cell parameters ID shall be according to clause titled "Default settings for cell No.1 (TDD)" in clause 6.1.4</p>
<ul style="list-style-type: none"> - Intra-frequency cell id - Cell info 	<p>2</p> <p>Same content as specified for Intra-frequency cell id=2 in SIB11 for Cell 1 in clause 6.1.0b</p>
<ul style="list-style-type: none"> - Intra-frequency cell id - Cell info 	<p>3</p> <p>Same content as specified for Intra-frequency cell id=3 in SIB11 for Cell 1 in clause 6.1.0b</p>

<ul style="list-style-type: none"> - Intra-frequency cell id - Cell info 	<p>7 Same content as specified for Intra-frequency cell id=7 in SIB11 for Cell 1 in clause 6.1.0b</p>
<ul style="list-style-type: none"> - Intra-frequency cell id - Cell info 	<p>8 Same content as specified for Intra-frequency cell id=8 in SIB11 for Cell 1 in clause 6.1.0b</p>
<p>.....</p>	
<p>- Inter-frequency measurement system information</p>	
<p>.....</p>	
<ul style="list-style-type: none"> - New inter-frequency cells - Inter frequency cell id - Frequency info 	<p>24 Same content as specified for Inter-frequency cell id=4 in SIB11 for Cell 1 in clause 6.1.0b</p>
<ul style="list-style-type: none"> - Cell info 	<p>Same content as specified for Intra-frequency cell id=1 in SIB11 for Cell 1 in clause 6.1.0b with the exception that value for Primary scrambling code shall be according to clause titled "Default settings for cell No.24 (TDD)" in clause 6.1.4.3</p>
<ul style="list-style-type: none"> - Inter frequency cell id - Frequency info - Cell info 	<p>25 Not present</p>
<ul style="list-style-type: none"> - Inter frequency cell id - Frequency info - Cell info 	<p>Same content as specified for Intra-frequency cell id=5 in SIB11 for Cell 1 in clause 6.1.0b with the exception that value for Primary scrambling code shall be according to clause titled "Default settings for cell No.25 (TDD)" in clause 6.1.4.3</p>
<ul style="list-style-type: none"> - Inter frequency cell id - Frequency info - Cell info 	<p>26 Not present</p>
<ul style="list-style-type: none"> - Inter frequency cell id - Frequency info - Cell info 	<p>Same content as specified for Intra-frequency cell id=6 in SIB11 for Cell 1 in clause 6.1.0b with the exception that value for Primary scrambling code shall be according to clause titled "Default settings for cell No.26 (TDD)" in clause 6.1.4.3</p>
<ul style="list-style-type: none"> - Inter frequency cell id - Frequency info - Cell info 	<p>4 Not present</p>
<ul style="list-style-type: none"> - Inter frequency cell id - Frequency info - Cell info 	<p>Same content as specified for Inter-frequency cell id=4 in SIB11 for Cell 1 in clause 6.1.0b</p>
<ul style="list-style-type: none"> - Inter frequency cell id - Frequency info - Cell info 	<p>5 Not present</p>
<ul style="list-style-type: none"> - Inter frequency cell id - Frequency info - Cell info 	<p>Same content as specified for Inter-frequency cell id=5 in SIB11 for Cell 1 in clause 6.1.0b</p>
<ul style="list-style-type: none"> - Inter frequency cell id - Frequency info - Cell info 	<p>6 Not present</p>
<p>.....</p>	<p>Same content as specified for Inter-frequency cell id=6 in SIB11 for Cell 1 in clause 6.1.0b</p>

Cell No.23

The contents of SYSTEM INFORMATION BLOCK TYPE 1 to 16 messages for cell No.23 are identical to those of cell No.1 with the following exceptions.

Cell identity	0000000000000000000010111B
URA identity	0000 0000 0000 0010B

Default settings for cell No.23 (FDD)

<ul style="list-style-type: none"> Downlink input level Uplink output power PCCPCH/PCPICH carrier number Cell Channel Description <ul style="list-style-type: none"> - Primary CPICH info - Primary scrambling code 	<p>Reference clause 6.10 "Parameter Set"</p> <p>Minimum supported by the UE's power class.</p> <p>Reference clause 6.10 "Parameter Set"</p> <p>220</p>
--	--

Contents of System Information Block type 11 for cell No.23 (FDD)

<p>- Intra-frequency measurement system information</p> <p>....</p> <ul style="list-style-type: none"> - New intra-frequency cells - Intra-frequency cell id - Cell info <ul style="list-style-type: none"> - Intra-frequency cell id - Cell info <ul style="list-style-type: none"> - Intra-frequency cell id - Cell info <ul style="list-style-type: none"> - Intra-frequency cell id - Cell info <ul style="list-style-type: none"> - Intra-frequency cell id - Cell info <ul style="list-style-type: none"> - Intra-frequency cell id - Cell info <ul style="list-style-type: none"> - Intra-frequency cell id - Cell info <ul style="list-style-type: none"> - Intra-frequency cell id - Cell info <ul style="list-style-type: none"> - Intra-frequency cell id - Cell info <ul style="list-style-type: none"> - Intra-frequency cell id - Cell info <ul style="list-style-type: none"> - Intra-frequency cell id - Cell info <ul style="list-style-type: none"> - Intra-frequency cell id - Cell info <p>.....</p>	<p>23</p> <p>Same content as specified for Intra-frequency cell id=1 (serving cell) in SIB11 for Cell 1 in clause 6.1.0b with the exception that value for Primary scrambling code shall be according to clause titled "Default settings for cell No.23 (FDD)" in clause 6.1.4.3</p> <p>21</p> <p>Same content as specified for Intra-frequency cell id=2 (serving cell) in SIB11 for Cell 1 in clause 6.1.0b with the exception that value for Primary scrambling code shall be according to clause titled "Default settings for cell No.21 (FDD)" in clause 6.1.4.3</p> <p>22</p> <p>Same content as specified for Intra-frequency cell id=2 (serving cell) in SIB11 for Cell 1 in clause 6.1.0b with the exception that value for Primary scrambling code shall be according to clause titled "Default settings for cell No.22 (FDD)" in clause 6.1.4.3</p> <p>27</p> <p>Same content as specified for Intra-frequency cell id=7 (serving cell) in SIB11 for Cell 1 in clause 6.1.0b with the exception that value for Primary scrambling code shall be according to clause titled "Default settings for cell No.27 (FDD)" in clause 6.1.4.3</p> <p>28</p> <p>Same content as specified for Intra-frequency cell id=8 (serving cell) in SIB11 for Cell 1 in clause 6.1.0b with the exception that value for Primary scrambling code shall be according to clause titled "Default settings for cell No.28 (FDD)" in clause 6.1.4.3</p> <p>3</p> <p>Same content as specified for Intra-frequency cell id=3 (serving cell) in SIB11 for Cell 1 in clause 6.1.0b</p> <p>1</p> <p>Same content as specified for Intra-frequency cell id=2 (serving cell) in SIB11 for Cell 1 in clause 6.1.0b with the exception that value for Primary scrambling code shall be according to clause titled "Default settings for cell No.1 (FDD)" in clause 6.1.4</p> <p>2</p> <p>Same content as specified for Intra-frequency cell id=2 (serving cell) in SIB11 for Cell 1 in clause 6.1.0b</p> <p>7</p> <p>Same content as specified for Intra-frequency cell id=7 (serving cell) in SIB11 for Cell 1 in clause 6.1.0b</p> <p>8</p> <p>Same content as specified for Intra-frequency cell id=8 (serving cell) in SIB11 for Cell 1 in clause 6.1.0b</p>
<p>- Inter-frequency measurement system information</p> <p>.....</p> <ul style="list-style-type: none"> - New inter-frequency cells - Inter frequency cell id - Frequency info <ul style="list-style-type: none"> - Cell info <ul style="list-style-type: none"> - Inter frequency cell id - Frequency info 	<p>24</p> <p>Same content as specified for Inter-frequency cell id=4 in SIB11 for Cell 1 in clause 6.1.0b</p> <p>Same content as specified for Intra-frequency cell id=4 (serving cell) in SIB11 for Cell 1 in clause 6.1.0b with the exception that value for Primary scrambling code shall be according to clause titled "Default settings for cell No.24 (FDD)" in clause 6.1.4</p> <p>25</p> <p>Not present</p> <p>Absence of this IE is equivalent to apply the default duplex distance defined for the operating frequency according to 25.101</p>

- Cell info	Same content as specified for Intra-frequency cell id=5 (serving cell) in SIB11 for Cell 1 in clause 6.1.0b with the exception that value for Primary scrambling code shall be according to clause titled "Default settings for cell No.25 (FDD)" in clause 6.1.4
- Inter frequency cell id	26
- Frequency info	Not present
	Absence of this IE is equivalent to apply the default duplex distance defined for the operating frequency according to 25.101
- Cell info	Same content as specified for Intra-frequency cell id=6 (serving cell) in SIB11 for Cell 1 in clause 6.1.0b with the exception that value for Primary scrambling code shall be according to clause titled "Default settings for cell No.26 (FDD)" in clause 6.1.4
- Inter frequency cell id	4
- Frequency info	Not present
	Absence of this IE is equivalent to apply the default duplex distance defined for the operating frequency according to 25.101
- Cell info	Same content as specified for Inter-frequency cell id=4 in SIB11 for Cell 1 in clause 6.1.0b
- Inter frequency cell id	5
- Frequency info	Not present
	Absence of this IE is equivalent to apply the default duplex distance defined for the operating frequency according to 25.101
- Cell info	Same content as specified for Inter-frequency cell id=5 in SIB11 for Cell 1 in clause 6.1.0b
- Inter frequency cell id	6
- Frequency info	Not present
	Absence of this IE is equivalent to apply the default duplex distance defined for the operating frequency according to 25.101
- Cell info	Same content as specified for Inter-frequency cell id=6 in SIB11 for Cell 1 in clause 6.1.0b
.....	

Default settings for cell No.23 (TDD)

Downlink input level Uplink output power PCCPCH/PCPICH carrier number Cell Channel Description - Primary CCPCH info - Cell parameters ID	Reference clause 6 Parameter Set Minimum supported by the UE's power class. Reference clause 6 Parameter Set 10
---	--

Contents of System Information Block type 11 for cell No.23 (TDD)

- Intra-frequency measurement system information - New intra-frequency cells - Intra-frequency cell id - Cell info	23 Same content as specified for Intra-frequency cell id=1 (serving cell) in SIB11 for Cell 1 in clause 6.1.0b with the exception that value for Cell parameters ID shall be according to clause titled "Default settings for cell No.23 (TDD)" in clause 6.1.4.3
- Intra-frequency cell id - Cell info	21 Same content as specified for Intra-frequency cell id=2 in SIB11 for Cell 1 in clause 6.1.0b with the exception that value for Cell parameters ID shall be according to clause titled "Default settings for cell No.21 (TDD)" in clause 6.1.4.3
- Intra-frequency cell id	22

<ul style="list-style-type: none"> - Cell info 	<p>Same content as specified for Intra-frequency cell id=2 in SIB11 for Cell 1 in clause 6.1.0b with the exception that value for Cell parameters ID shall be according to clause titled "Default settings for cell No.22 (TDD)" in clause 6.1.4.3</p>
<ul style="list-style-type: none"> - Intra-frequency cell id - Cell info 	<p>27</p>
<ul style="list-style-type: none"> - Intra-frequency cell id - Cell info 	<p>Same content as specified for Intra-frequency cell id=7 in SIB11 for Cell 1 in clause 6.1.0b with the exception that value for Cell parameters ID shall be according to clause titled "Default settings for cell No.27 (TDD)" in clause 6.1.4.3</p>
<ul style="list-style-type: none"> - Intra-frequency cell id - Cell info 	<p>28</p>
<ul style="list-style-type: none"> - Intra-frequency cell id - Cell info 	<p>Same content as specified for Intra-frequency cell id=8 in SIB11 for Cell 1 in clause 6.1.0b with the exception that value for Cell parameters ID shall be according to clause titled "Default settings for cell No.28 (TDD)" in clause 6.1.4.3</p>
<ul style="list-style-type: none"> - Intra-frequency cell id - Cell info 	<p>1</p>
<ul style="list-style-type: none"> - Intra-frequency cell id - Cell info 	<p>Same content as specified for Intra-frequency cell id=2 in SIB11 for Cell 1 in clause 6.1.0b with the exception that value for Cell parameters ID shall be according to clause titled "Default settings for cell No.1 (TDD)" in clause 6.1.4.2</p>
<ul style="list-style-type: none"> - Intra-frequency cell id - Cell info 	<p>2</p>
<ul style="list-style-type: none"> - Intra-frequency cell id - Cell info 	<p>Same content as specified for Intra-frequency cell id=2 in SIB11 for Cell 1 in clause 6.1.0b</p>
<ul style="list-style-type: none"> - Intra-frequency cell id - Cell info 	<p>3</p>
<ul style="list-style-type: none"> - Intra-frequency cell id - Cell info 	<p>Same content as specified for Intra-frequency cell id=3 in SIB11 for Cell 1 in clause 6.1.0b</p>
<ul style="list-style-type: none"> - Intra-frequency cell id - Cell info 	<p>7</p>
<ul style="list-style-type: none"> - Intra-frequency cell id - Cell info 	<p>Same content as specified for Intra-frequency cell id=7 in SIB11 for Cell 1 in clause 6.1.0b</p>
<ul style="list-style-type: none"> - Intra-frequency cell id - Cell info 	<p>8</p>
<ul style="list-style-type: none"> - Intra-frequency cell id - Cell info 	<p>Same content as specified for Intra-frequency cell id=8 in SIB11 for Cell 1 in clause 6.1.0b</p>
<p>.....</p>	
<p>- Inter-frequency measurement system information</p>	
<p>.....</p>	
<ul style="list-style-type: none"> - New inter-frequency cells - Inter frequency cell id - Frequency info 	<p>24</p>
<ul style="list-style-type: none"> - Cell info 	<p>Same content as specified for Inter-frequency cell id=4 in SIB11 for Cell 1 in clause 6.1.0b</p>
<ul style="list-style-type: none"> - Inter frequency cell id - Frequency info - Cell info 	<p>Same content as specified for Intra-frequency cell id=1 in SIB11 for Cell 1 in clause 6.1.0b with the exception that value for Primary scrambling code shall be according to clause titled "Default settings for cell No.24 (TDD)" in clause 6.1.4.3</p>
<ul style="list-style-type: none"> - Inter frequency cell id - Frequency info - Cell info 	<p>25</p>
<ul style="list-style-type: none"> - Inter frequency cell id - Frequency info - Cell info 	<p>Not present</p>
<ul style="list-style-type: none"> - Inter frequency cell id - Frequency info - Cell info 	<p>Same content as specified for Intra-frequency cell id=5 in SIB11 for Cell 1 in clause 6.1.0b with the exception that value for Primary scrambling code shall be according to clause titled "Default settings for cell No.25 (TDD)" in clause 6.1.4.3</p>
<ul style="list-style-type: none"> - Inter frequency cell id - Frequency info - Cell info 	<p>26</p>
<ul style="list-style-type: none"> - Inter frequency cell id - Frequency info - Cell info 	<p>Not present</p>
<ul style="list-style-type: none"> - Inter frequency cell id - Frequency info - Cell info 	<p>Same content as specified for Intra-frequency cell id=6 in SIB11 for Cell 1 in clause 6.1.0b with the exception that value for Primary scrambling code shall be according to clause titled "Default settings for cell No.26 (TDD)" in clause 6.1.4.3</p>

- Inter frequency cell id - Frequency info - Cell info	6 Not present Same content as specified for Inter-frequency cell id=6 in SIB11 for Cell 1 in clause 6.1.0b
---	--

Cell No.24

The contents of SYSTEM INFORMATION BLOCK TYPE 1 to 16 messages for cell No.24 are identical to those of cell No.1 with the following exceptions.

Cell identity	00000000000000000000011000B
URA identity	0000 0000 0000 0010B

Default settings for cell No.24 (FDD)

Downlink input level Uplink output power PCCPCH/PCPICH carrier number Cell Channel Description - Primary CPICH info - Primary scrambling code	Reference clause 6.10 "Parameter Set" Minimum supported by the UE's power class. Reference clause 6.10 "Parameter Set" 270
--	---

Contents of System Information Block type 11 for cell No.24 (FDD)

- Intra-frequency measurement system information - New intra-frequency cells - Intra-frequency cell id - Cell info - Intra-frequency cell id - Cell info - Intra-frequency cell id - Cell info - Intra-frequency cell id - Cell info - Intra-frequency cell id - Cell info - Intra-frequency cell id - Cell info - Intra-frequency cell id - Cell info	 24 Same content as specified for Intra-frequency cell id=1 (serving cell) in SIB11 for Cell 1 in clause 6.1.0b with the exception that value for Primary scrambling code shall be according to clause titled "Default settings for cell No.24 (FDD)" in clause 6.1.4.3 25 Same content as specified for Intra-frequency cell id=2 (serving cell) in SIB11 for Cell 1 in clause 6.1.0b with the exception that value for Primary scrambling code shall be according to clause titled "Default settings for cell No.25 (FDD)" in clause 6.1.4.3 26 Same content as specified for Intra-frequency cell id=2 (serving cell) in SIB11 for Cell 1 in clause 6.1.0b with the exception that value for Primary scrambling code shall be according to clause titled "Default settings for cell No.26 (FDD)" in clause 6.1.4.3 4 Same content as specified for Intra-frequency cell id=2 (serving cell) in SIB11 for Cell 1 in clause 6.1.0b with the exception that value for Primary scrambling code shall be according to clause titled "Default settings for cell No.4 (FDD)" in clause 6.1.4 5 Same content as specified for Intra-frequency cell id=2 (serving cell) in SIB11 for Cell 1 in clause 6.1.0b with the exception that value for Primary scrambling code shall be according to clause titled "Default settings for cell No.5 (FDD)" in clause 6.1.4 6 Same content as specified for Intra-frequency cell id=2 (serving cell) in SIB11 for Cell 1 in clause 6.1.0b with the exception that value for Primary scrambling code shall be according to clause titled "Default settings for cell No.6 (FDD)" in clause 6.1.4
---	--

<p>- Inter-frequency measurement system information</p>	
<p>.....</p>	
<ul style="list-style-type: none"> - New inter-frequency cells - Inter frequency cell id - Frequency info 	<p>21 Same content as specified for Inter-frequency cell id=4 in SIB11 for Cell 1 in clause 6.1.0b</p>
<ul style="list-style-type: none"> - Cell info 	<p>Same content as specified for Intra-frequency cell id=4 (serving cell) in SIB11 for Cell 1 in clause 6.1.0b with the exception that value for Primary scrambling code shall be according to clause titled "Default settings for cell No.21 (FDD)" in clause 6.1.4</p>
<ul style="list-style-type: none"> - Inter frequency cell id - Frequency info 	<p>22 Not present</p>
<ul style="list-style-type: none"> - Cell info 	<p>Absence of this IE is equivalent to apply the default duplex distance defined for the operating frequency according to 25.101 Same content as specified for Intra-frequency cell id=4 (serving cell) in SIB11 for Cell 1 in clause 6.1.0b with the exception that value for Primary scrambling code shall be according to clause titled "Default settings for cell No.22 (FDD)" in clause 6.1.4</p>
<ul style="list-style-type: none"> - Inter frequency cell id - Frequency info 	<p>23 Not present</p>
<ul style="list-style-type: none"> - Cell info 	<p>Absence of this IE is equivalent to apply the default duplex distance defined for the operating frequency according to 25.101 Same content as specified for Intra-frequency cell id=4 (serving cell) in SIB11 for Cell 1 in clause 6.1.0b with the exception that value for Primary scrambling code shall be according to clause titled "Default settings for cell No.23 (FDD)" in clause 6.1.4</p>
<ul style="list-style-type: none"> - Inter frequency cell id - Frequency info 	<p>27 Not present</p>
<ul style="list-style-type: none"> - Cell info 	<p>Absence of this IE is equivalent to apply the default duplex distance defined for the operating frequency according to 25.101 Same content as specified for Intra-frequency cell id=4 (serving cell) in SIB11 for Cell 1 in clause 6.1.0b with the exception that value for Primary scrambling code shall be according to clause titled "Default settings for cell No.23 (FDD)" in clause 6.1.4</p>
<ul style="list-style-type: none"> - Inter frequency cell id - Frequency info 	<p>28 Not present</p>
<ul style="list-style-type: none"> - Cell info 	<p>Absence of this IE is equivalent to apply the default duplex distance defined for the operating frequency according to 25.101 Same content as specified for Intra-frequency cell id=4 (serving cell) in SIB11 for Cell 1 in clause 6.1.0b with the exception that value for Primary scrambling code shall be according to clause titled "Default settings for cell No.23 (FDD)" in clause 6.1.4</p>
<ul style="list-style-type: none"> - Inter frequency cell id - Frequency info 	<p>1 Not present</p>
<ul style="list-style-type: none"> - Cell info 	<p>Absence of this IE is equivalent to apply the default duplex distance defined for the operating frequency according to 25.101 Same content as specified for Intra-frequency cell id=4 (serving cell) in SIB11 for Cell 1 in clause 6.1.0b with the exception that value for Primary scrambling code shall be according to clause titled "Default settings for cell No.23 (FDD)" in clause 6.1.4</p>
<ul style="list-style-type: none"> - Inter frequency cell id - Frequency info 	<p>2 Not present</p>
<ul style="list-style-type: none"> - Cell info 	<p>Absence of this IE is equivalent to apply the default duplex distance defined for the operating frequency according to 25.101</p>

- Cell info	Same content as specified for Intra-frequency cell id=4 (serving cell) in SIB11 for Cell 1 in clause 6.1.0b with the exception that value for Primary scrambling code shall be according to clause titled "Default settings for cell No.23 (FDD)" in clause 6.1.4
- Inter frequency cell id	3
- Frequency info	Not present
	Absence of this IE is equivalent to apply the default duplex distance defined for the operating frequency according to 25.101
- Cell info	Same content as specified for Intra-frequency cell id=4 (serving cell) in SIB11 for Cell 1 in clause 6.1.0b with the exception that value for Primary scrambling code shall be according to clause titled "Default settings for cell No.23 (FDD)" in clause 6.1.4
- Inter frequency cell id	7
- Frequency info	Not present
	Absence of this IE is equivalent to apply the default duplex distance defined for the operating frequency according to 25.101
- Cell info	Same content as specified for Intra-frequency cell id=4 (serving cell) in SIB11 for Cell 1 in clause 6.1.0b with the exception that value for Primary scrambling code shall be according to clause titled "Default settings for cell No.23 (FDD)" in clause 6.1.4
- Inter frequency cell id	8
- Frequency info	Not present
	Absence of this IE is equivalent to apply the default duplex distance defined for the operating frequency according to 25.101
- Cell info	Same content as specified for Intra-frequency cell id=4 (serving cell) in SIB11 for Cell 1 in clause 6.1.0b with the exception that value for Primary scrambling code shall be according to clause titled "Default settings for cell No.23 (FDD)" in clause 6.1.4
..	

Default settings for cell No.24 (TDD)

Downlink input level	Reference clause 6 Parameter Set
Uplink output power	Minimum supported by the UE's power class.
PCCPCH/PCPICH carrier number	Reference clause 6 Parameter Set
Cell Channel Description	
- Primary CCPCH info	
- Cell parameters ID	14

Contents of System Information Block type 11 for cell No.24 (TDD)

- Intra-frequency measurement system information	
.....	
- New intra-frequency cells	
- Intra-frequency cell id	24
- Cell info	Same content as specified for Intra-frequency cell id=1 (serving cell) in SIB11 for Cell 1 in clause 6.1.0b with the exception that value for Cell parameters ID shall be according to clause titled "Default settings for cell No.24 (TDD)" in clause 6.1.4.3
	25
- Intra-frequency cell id	Same content as specified for Intra-frequency cell id=2 in SIB11 for Cell 1 in clause 6.1.0b with the exception that value for Cell parameters ID shall be according to clause titled "Default settings for cell No.25 (TDD)" in clause 6.1.4.3
- Cell info	
	26
- Intra-frequency cell id	

<ul style="list-style-type: none"> - Cell info - Intra-frequency cell id - Cell info - Intra-frequency cell id - Cell info - Intra-frequency cell id - Cell info 	<p>Same content as specified for Intra-frequency cell id=2 in SIB11 for Cell 1 in clause 6.1.0b with the exception that value for Cell parameters ID shall be according to clause titled "Default settings for cell No.26 (TDD)" in clause 6.1.4.3</p> <p>4</p> <p>Same content as specified for Intra-frequency cell id=2 in SIB11 for Cell 1 in clause 6.1.0b with the exception that value for Cell parameters ID shall be according to clause titled "Default settings for cell No.4 (TDD)" in clause 6.1.4.5</p> <p>5</p> <p>Same content as specified for Intra-frequency cell id=2 in SIB11 for Cell 1 in clause 6.1.0b with the exception that value for Cell parameters ID shall be according to clause titled "Default settings for cell No.5 (TDD)" in clause 6.1.4.6</p> <p>6</p> <p>Same content as specified for Intra-frequency cell id=2 in SIB11 for Cell 1 in clause 6.1.0b with the exception that value for Cell parameters ID shall be according to clause titled "Default settings for cell No.6 (TDD)" in clause 6.1.4</p>
<p>.....</p> <p>- Inter-frequency measurement system information</p> <p>.....</p>	
<ul style="list-style-type: none"> - New inter-frequency cells - Inter frequency cell id - Frequency info 	<p>21</p> <p>Same content as specified for Inter-frequency cell id=4 in SIB11 for Cell 1 in clause 6.1.0b</p>
<ul style="list-style-type: none"> - Cell info - Inter frequency cell id - Frequency info - Cell info 	<p>Same content as specified for Intra-frequency cell id=1 in SIB11 for Cell 1 in clause 6.1.0b with the exception that value for Primary scrambling code shall be according to clause titled "Default settings for cell No.21 (TDD)" in clause 6.1.4.3</p> <p>22</p> <p>Not present</p>
<ul style="list-style-type: none"> - Inter frequency cell id - Frequency info - Cell info 	<p>Same content as specified for Intra-frequency cell id=4 in SIB11 for Cell 1 in clause 6.1.0b with the exception that value for Primary scrambling code shall be according to clause titled "Default settings for cell No.22 (TDD)" in clause 6.1.4.3</p> <p>23</p> <p>Not present</p>
<ul style="list-style-type: none"> - Inter frequency cell id - Frequency info - Cell info 	<p>Same content as specified for Intra-frequency cell id=4 in SIB11 for Cell 1 in clause 6.1.0b with the exception that value for Primary scrambling code shall be according to clause titled "Default settings for cell No.23 (TDD)" in clause 6.1.4.3</p> <p>27</p> <p>Not present</p>
<ul style="list-style-type: none"> - Inter frequency cell id - Frequency info - Cell info 	<p>Same content as specified for Intra-frequency cell id=4 in SIB11 for Cell 1 in clause 6.1.0b with the exception that value for Primary scrambling code shall be according to clause titled "Default settings for cell No.27 (TDD)" in clause 6.1.4.3</p> <p>28</p> <p>Not present</p>
<ul style="list-style-type: none"> - Inter frequency cell id - Frequency info - Cell info 	<p>Same content as specified for Intra-frequency cell id=4 in SIB11 for Cell 1 in clause 6.1.0b with the exception that value for Primary scrambling code shall be according to clause titled "Default settings for cell No.28 (TDD)" in clause 6.1.4.3</p> <p>1</p> <p>Not present</p>
<ul style="list-style-type: none"> - Inter frequency cell id - Frequency info - Cell info 	<p>Same content as specified for Intra-frequency cell id=4 in SIB11 for Cell 1 in clause 6.1.0b with the exception that value for Primary scrambling code shall be according to clause titled "Default settings for cell No.1 (TDD)" in clause 6.1.4</p> <p>2</p>
<ul style="list-style-type: none"> - Inter frequency cell id 	

- Frequency info - Cell info	Not present Same content as specified for Intra-frequency cell id=4 in SIB11 for Cell 1 in clause 6.1.0b with the exception that value for Primary scrambling code shall be according to clause titled "Default settings for cell No.2 (TDD)" in clause 6.1.4
- Inter frequency cell id - Frequency info - Cell info	3 Not present Same content as specified for Intra-frequency cell id=4 in SIB11 for Cell 1 in clause 6.1.0b with the exception that value for Primary scrambling code shall be according to clause titled "Default settings for cell No.3 (TDD)" in clause 6.1.4
- Inter frequency cell id - Frequency info - Cell info	7 Not present Same content as specified for Intra-frequency cell id=4 in SIB11 for Cell 1 in clause 6.1.0b with the exception that value for Primary scrambling code shall be according to clause titled "Default settings for cell No.7 (TDD)" in clause 6.1.4
- Inter frequency cell id - Frequency info - Cell info	8 Not present Same content as specified for Intra-frequency cell id=4 in SIB11 for Cell 1 in clause 6.1.0b with the exception that value for Primary scrambling code shall be according to clause titled "Default settings for cell No.8 (TDD)" in clause 6.1.4
.....	

Cell No.25

The contents of SYSTEM INFORMATION BLOCK TYPE 1 to 16 messages for cell No.25 are identical to those of cell No.4 with the following exceptions.

Cell identity	0000 0000 0000 0000 0000 0001 1001B
URA identity	0000 0000 0000 0011B

Default settings for cell No.25 (FDD)

Downlink input level	Reference clause 6.10 "Parameter Set"
Uplink output power	Minimum supported by the UE's power class.
PCCPCH/PCPICH carrier number	Reference clause 6.10 "Parameter Set"
Cell Channel Description	
- Primary CPICH info	
- Primary scrambling code	320

Contents of System Information Block type 11 for cell No.25 (FDD)

- Intra-frequency measurement system information	
- New intra-frequency cells	25
- Intra-frequency cell id	Same content as specified for Intra-frequency cell id=1 (serving cell) in SIB11 for Cell 1 in clause 6.1.0b with the exception that value for Primary scrambling code shall be according to clause titled "Default settings for cell No.25 (FDD)" in clause 6.1.4.3
- Cell info	
- Intra-frequency cell id	24
- Cell info	Same content as specified for Intra-frequency cell id=2 (serving cell) in SIB11 for Cell 1 in clause 6.1.0b with the exception that value for Primary scrambling code shall be according to clause titled "Default settings for cell No.24 (FDD)" in clause 6.1.4.3
- Intra-frequency cell id	26

<ul style="list-style-type: none"> - Cell info - Intra-frequency cell id - Cell info - Intra-frequency cell id - Cell info - Intra-frequency cell id - Cell info <p>.....</p>	<p>Same content as specified for Intra-frequency cell id=2 (serving cell) in SIB11 for Cell 1 in clause 6.1.0b with the exception that value for Primary scrambling code shall be according to clause titled "Default settings for cell No.26 (FDD)" in clause 6.1.4.3</p> <p>5</p> <p>Same content as specified for Intra-frequency cell id=2 (serving cell) in SIB11 for Cell 1 in clause 6.1.0b with the exception that value for Primary scrambling code shall be according to clause titled "Default settings for cell No.5 (FDD)" in clause 6.1.4</p> <p>4</p> <p>Same content as specified for Intra-frequency cell id=2 (serving cell) in SIB11 for Cell 1 in clause 6.1.0b with the exception that value for Primary scrambling code shall be according to clause titled "Default settings for cell No.4 (FDD)" in clause 6.1.4</p> <p>6</p> <p>Same content as specified for Intra-frequency cell id=2 (serving cell) in SIB11 for Cell 1 in clause 6.1.0b with the exception that value for Primary scrambling code shall be according to clause titled "Default settings for cell No.6 (FDD)" in clause 6.1.4</p>
<p>- Inter-frequency measurement system information</p> <p>.....</p> <ul style="list-style-type: none"> - New inter-frequency cells - Inter frequency cell id - Frequency info - Cell info - Inter frequency cell id - Frequency info - Cell info - Inter frequency cell id - Frequency info - Cell info - Inter frequency cell id - Frequency info - Cell info - Inter frequency cell id 	<p>21</p> <p>Same content as specified for Inter-frequency cell id=4 in SIB11 for Cell 1 in clause 6.1.0b</p> <p>Same content as specified for Intra-frequency cell id=1 (serving cell) in SIB11 for Cell 1 in clause 6.1.0b with the exception that value for Primary scrambling code shall be according to clause titled "Default settings for cell No.21 (FDD)" in clause 6.1.4</p> <p>22</p> <p>Not present</p> <p>Absence of this IE is equivalent to apply the default duplex distance defined for the operating frequency according to 25.101</p> <p>Same content as specified for Intra-frequency cell id=4 (serving cell) in SIB11 for Cell 1 in clause 6.1.0b with the exception that value for Primary scrambling code shall be according to clause titled "Default settings for cell No.22 (FDD)" in clause 6.1.4</p> <p>23</p> <p>Not present</p> <p>Absence of this IE is equivalent to apply the default duplex distance defined for the operating frequency according to 25.101</p> <p>Same content as specified for Intra-frequency cell id=4 (serving cell) in SIB11 for Cell 1 in clause 6.1.0b with the exception that value for Primary scrambling code shall be according to clause titled "Default settings for cell No.23 (FDD)" in clause 6.1.4</p> <p>27</p> <p>Not present</p> <p>Absence of this IE is equivalent to apply the default duplex distance defined for the operating frequency according to 25.101</p> <p>Same content as specified for Intra-frequency cell id=4 (serving cell) in SIB11 for Cell 1 in clause 6.1.0b with the exception that value for Primary scrambling code shall be according to clause titled "Default settings for cell No.23 (FDD)" in clause 6.1.4</p> <p>28</p>

- Frequency info	Not present Absence of this IE is equivalent to apply the default duplex distance defined for the operating frequency according to 25.101
- Cell info	Same content as specified for Intra-frequency cell id=4 (serving cell) in SIB11 for Cell 1 in clause 6.1.0b with the exception that value for Primary scrambling code shall be according to clause titled "Default settings for cell No.23 (FDD)" in clause 6.1.4
- Inter frequency cell id	1
- Frequency info	Not present Absence of this IE is equivalent to apply the default duplex distance defined for the operating frequency according to 25.101
- Cell info	Same content as specified for Intra-frequency cell id=4 (serving cell) in SIB11 for Cell 1 in clause 6.1.0b with the exception that value for Primary scrambling code shall be according to clause titled "Default settings for cell No.23 (FDD)" in clause 6.1.4
- Inter frequency cell id	2
- Frequency info	Not present Absence of this IE is equivalent to apply the default duplex distance defined for the operating frequency according to 25.101
- Cell info	Same content as specified for Intra-frequency cell id=4 (serving cell) in SIB11 for Cell 1 in clause 6.1.0b with the exception that value for Primary scrambling code shall be according to clause titled "Default settings for cell No.23 (FDD)" in clause 6.1.4
- Inter frequency cell id	3
- Frequency info	Not present Absence of this IE is equivalent to apply the default duplex distance defined for the operating frequency according to 25.101
- Cell info	Same content as specified for Intra-frequency cell id=4 (serving cell) in SIB11 for Cell 1 in clause 6.1.0b with the exception that value for Primary scrambling code shall be according to clause titled "Default settings for cell No.23 (FDD)" in clause 6.1.4
- Inter frequency cell id	7
- Frequency info	Not present Absence of this IE is equivalent to apply the default duplex distance defined for the operating frequency according to 25.101
- Cell info	Same content as specified for Intra-frequency cell id=4 (serving cell) in SIB11 for Cell 1 in clause 6.1.0b with the exception that value for Primary scrambling code shall be according to clause titled "Default settings for cell No.23 (FDD)" in clause 6.1.4
- Inter frequency cell id	8
- Frequency info	Not present Absence of this IE is equivalent to apply the default duplex distance defined for the operating frequency according to 25.101
- Cell info	Same content as specified for Intra-frequency cell id=4 (serving cell) in SIB11 for Cell 1 in clause 6.1.0b with the exception that value for Primary scrambling code shall be according to clause titled "Default settings for cell No.23 (FDD)" in clause 6.1.4
..	

Default settings for cell No.25 (TDD)

Downlink input level Uplink output power PCCPCH/PCPICH carrier number Cell Channel Description	Reference clause 6 Parameter Set Minimum supported by the UE's power class. Reference clause 6 Parameter Set
---	--

- Primary CCPCH info - Cell parameters ID	116
--	-----

Contents of System Information Block type 11 for cell No.25 (TDD)

- Intra-frequency measurement system information	
.....	
- New intra-frequency cells	25
- Intra-frequency cell id	Same content as specified for Intra-frequency cell id=1 (serving cell) in SIB11 for Cell 1 in clause 6.1.0b with the exception that value for Cell parameters ID shall be according to clause titled "Default settings for cell No.25 (TDD)" in clause 6.1.4.3
- Cell info	
- Intra-frequency cell id	24
- Cell info	Same content as specified for Intra-frequency cell id=2 in SIB11 for Cell 1 in clause 6.1.0b with the exception that value for Cell parameters ID shall be according to clause titled "Default settings for cell No.24 (TDD)" in clause 6.1.4.3
- Intra-frequency cell id	26
- Cell info	Same content as specified for Intra-frequency cell id=2 in SIB11 for Cell 1 in clause 6.1.0b with the exception that value for Cell parameters ID shall be according to clause titled "Default settings for cell No.26 (TDD)" in clause 6.1.4.3
- Intra-frequency cell id	4
- Cell info	Same content as specified for Intra-frequency cell id=2 in SIB11 for Cell 1 in clause 6.1.0b with the exception that value for Cell parameters ID shall be according to clause titled "Default settings for cell No.4 (TDD)" in clause 6.1.4.3
- Intra-frequency cell id	5
- Cell info	Same content as specified for Intra-frequency cell id=2 in SIB11 for Cell 1 in clause 6.1.0b with the exception that value for Cell parameters ID shall be according to clause titled "Default settings for cell No.5 (TDD)" in clause 6.1.4.3
- Intra-frequency cell id	6
- Cell info	Same content as specified for Intra-frequency cell id=2 in SIB11 for Cell 1 in clause 6.1.0b with the exception that value for Cell parameters ID shall be according to clause titled "Default settings for cell No.6 (TDD)" in clause 6.1.4.3
.....	
- Inter-frequency measurement system information	
.....	
- New inter-frequency cells	21
- Inter frequency cell id	Same content as specified for Inter-frequency cell id=4 in SIB11 for Cell 1 in clause 6.1.0b
- Frequency info	Same content as specified for Intra-frequency cell id=1 in SIB11 for Cell 1 in clause 6.1.0b with the exception that value for Primary scrambling code shall be according to clause titled "Default settings for cell No.21 (TDD)" in clause 6.1.4.3
- Cell info	
- Inter frequency cell id	22
- Frequency info	Not present
- Cell info	Same content as specified for Intra-frequency cell id=4 in SIB11 for Cell 1 in clause 6.1.0b with the exception that value for Primary scrambling code shall be according to clause titled "Default settings for cell No.22 (TDD)" in clause 6.1.4.3
- Inter frequency cell id	23
- Frequency info	Not present
- Cell info	Same content as specified for Intra-frequency cell id=4 in SIB11 for Cell 1 in clause 6.1.0b with the exception that value for Primary scrambling code shall be according to clause titled "Default settings for cell No.23 (TDD)" in clause 6.1.4.3

- Inter frequency cell id - Frequency info - Cell info	27 Not present Same content as specified for Intra-frequency cell id=4 in SIB11 for Cell 1 in clause 6.1.0b with the exception that value for Primary scrambling code shall be according to clause titled "Default settings for cell No.27 (TDD)" in clause 6.1.4.3
- Inter frequency cell id - Frequency info - Cell info	28 Not present Same content as specified for Intra-frequency cell id=4 in SIB11 for Cell 1 in clause 6.1.0b with the exception that value for Primary scrambling code shall be according to clause titled "Default settings for cell No.28 (TDD)" in clause 6.1.4.3
- Inter frequency cell id - Frequency info - Cell info	1 Not present Same content as specified for Intra-frequency cell id=4 in SIB11 for Cell 1 in clause 6.1.0b with the exception that value for Primary scrambling code shall be according to clause titled "Default settings for cell No.1 (TDD)" in clause 6.1.4
- Inter frequency cell id - Frequency info - Cell info	2 Not present Same content as specified for Intra-frequency cell id=4 in SIB11 for Cell 1 in clause 6.1.0b with the exception that value for Primary scrambling code shall be according to clause titled "Default settings for cell No.2 (TDD)" in clause 6.1.4
- Inter frequency cell id - Frequency info - Cell info	3 Not present Same content as specified for Intra-frequency cell id=4 in SIB11 for Cell 1 in clause 6.1.0b with the exception that value for Primary scrambling code shall be according to clause titled "Default settings for cell No.3 (TDD)" in clause 6.1.4
- Inter frequency cell id - Frequency info - Cell info	7 Not present Same content as specified for Intra-frequency cell id=4 in SIB11 for Cell 1 in clause 6.1.0b with the exception that value for Primary scrambling code shall be according to clause titled "Default settings for cell No.7 (TDD)" in clause 6.1.4
- Inter frequency cell id - Frequency info - Cell info	8 Not present Same content as specified for Intra-frequency cell id=4 in SIB11 for Cell 1 in clause 6.1.0b with the exception that value for Primary scrambling code shall be according to clause titled "Default settings for cell No.8 (TDD)" in clause 6.1.4
.....	

Cell No.26

The contents of SYSTEM INFORMATION BLOCK TYPE 1 to 16 messages for cell No.26 are identical to those of cell No.4 with the following exceptions:

Cell identity	0000 0000 0000 0000 0000 0001 1010B
URA identity	0000 0000 0000 0011B

Default settings for cell No.26 (FDD)

Downlink input level Uplink output power PCCPCH/PCPICH carrier number Cell Channel Description - Primary CPICH info	Reference clause 6 Parameter Set Minimum supported by the UE's power class. Reference clause 6 Parameter Set
---	--

- Primary scrambling code	370
---------------------------	-----

Contents of System Information Block type 11 for cell No.26 (FDD)

<p>- Intra-frequency measurement system information</p> <p>....</p> <ul style="list-style-type: none"> - New intra-frequency cells - Intra-frequency cell id - Cell info - Intra-frequency cell id - Cell info - Intra-frequency cell id - Cell info - Intra-frequency cell id - Cell info - Intra-frequency cell id - Cell info - Intra-frequency cell id - Cell info <p>.....</p>	<p>26</p> <p>Same content as specified for Intra-frequency cell id=1 (serving cell) in SIB11 for Cell 1 in clause 6.1.0b with the exception that value for Primary scrambling code shall be according to clause titled "Default settings for cell No.26 (FDD)" in clause 6.1.4.3</p> <p>24</p> <p>Same content as specified for Intra-frequency cell id=2 (serving cell) in SIB11 for Cell 1 in clause 6.1.0b with the exception that value for Primary scrambling code shall be according to clause titled "Default settings for cell No.24 (FDD)" in clause 6.1.4.3</p> <p>25</p> <p>Same content as specified for Intra-frequency cell id=2 (serving cell) in SIB11 for Cell 1 in clause 6.1.0b with the exception that value for Primary scrambling code shall be according to clause titled "Default settings for cell No.25 (FDD)" in clause 6.1.4.3</p> <p>6</p> <p>Same content as specified for Intra-frequency cell id=2 (serving cell) in SIB11 for Cell 1 in clause 6.1.0b with the exception that value for Primary scrambling code shall be according to clause titled "Default settings for cell No.6 (FDD)" in clause 6.1.4</p> <p>4</p> <p>Same content as specified for Intra-frequency cell id=2 (serving cell) in SIB11 for Cell 1 in clause 6.1.0b with the exception that value for Primary scrambling code shall be according to clause titled "Default settings for cell No.4 (FDD)" in clause 6.1.4</p> <p>5</p> <p>Same content as specified for Intra-frequency cell id=2 (serving cell) in SIB11 for Cell 1 in clause 6.1.0b with the exception that value for Primary scrambling code shall be according to clause titled "Default settings for cell No.5 (FDD)" in clause 6.1.4</p>
<p>- Inter-frequency measurement system information</p> <p>.....</p> <ul style="list-style-type: none"> - New inter-frequency cells - Inter frequency cell id - Frequency info - Cell info - Inter frequency cell id - Frequency info - Cell info - Inter frequency cell id 	<p>21</p> <p>Same content as specified for Inter-frequency cell id=4 in SIB11 for Cell 1 in clause 6.1.0b</p> <p>Same content as specified for Intra-frequency cell id=4 (serving cell) in SIB11 for Cell 1 in clause 6.1.0b with the exception that value for Primary scrambling code shall be according to clause titled "Default settings for cell No.21 (FDD)" in clause 6.1.4</p> <p>22</p> <p>Not present</p> <p>Absence of this IE is equivalent to apply the default duplex distance defined for the operating frequency according to 25.101</p> <p>Same content as specified for Intra-frequency cell id=4 (serving cell) in SIB11 for Cell 1 in clause 6.1.0b with the exception that value for Primary scrambling code shall be according to clause titled "Default settings for cell No.22 (FDD)" in clause 6.1.4</p> <p>23</p>

- Frequency info	Not present Absence of this IE is equivalent to apply the default duplex distance defined for the operating frequency according to 25.101
- Cell info	Same content as specified for Intra-frequency cell id=4 (serving cell) in SIB11 for Cell 1 in clause 6.1.0b with the exception that value for Primary scrambling code shall be according to clause titled "Default settings for cell No.23 (FDD)" in clause 6.1.4
- Inter frequency cell id	27
- Frequency info	Not present Absence of this IE is equivalent to apply the default duplex distance defined for the operating frequency according to 25.101
- Cell info	Same content as specified for Intra-frequency cell id=4 (serving cell) in SIB11 for Cell 1 in clause 6.1.0b with the exception that value for Primary scrambling code shall be according to clause titled "Default settings for cell No.23 (FDD)" in clause 6.1.4
- Inter frequency cell id	28
- Frequency info	Not present Absence of this IE is equivalent to apply the default duplex distance defined for the operating frequency according to 25.101
- Cell info	Same content as specified for Intra-frequency cell id=4 (serving cell) in SIB11 for Cell 1 in clause 6.1.0b with the exception that value for Primary scrambling code shall be according to clause titled "Default settings for cell No.23 (FDD)" in clause 6.1.4
- Inter frequency cell id	1
- Frequency info	Not present Absence of this IE is equivalent to apply the default duplex distance defined for the operating frequency according to 25.101
- Cell info	Same content as specified for Intra-frequency cell id=4 (serving cell) in SIB11 for Cell 1 in clause 6.1.0b with the exception that value for Primary scrambling code shall be according to clause titled "Default settings for cell No.23 (FDD)" in clause 6.1.4
- Inter frequency cell id	2
- Frequency info	Not present Absence of this IE is equivalent to apply the default duplex distance defined for the operating frequency according to 25.101
- Cell info	Same content as specified for Intra-frequency cell id=4 (serving cell) in SIB11 for Cell 1 in clause 6.1.0b with the exception that value for Primary scrambling code shall be according to clause titled "Default settings for cell No.23 (FDD)" in clause 6.1.4
- Inter frequency cell id	3
- Frequency info	Not present Absence of this IE is equivalent to apply the default duplex distance defined for the operating frequency according to 25.101
- Cell info	Same content as specified for Intra-frequency cell id=4 (serving cell) in SIB11 for Cell 1 in clause 6.1.0b with the exception that value for Primary scrambling code shall be according to clause titled "Default settings for cell No.23 (FDD)" in clause 6.1.4
- Inter frequency cell id	7
- Frequency info	Not present Absence of this IE is equivalent to apply the default duplex distance defined for the operating frequency according to 25.101
- Cell info	Same content as specified for Intra-frequency cell id=4 (serving cell) in SIB11 for Cell 1 in clause 6.1.0b with the exception that value for Primary scrambling code shall be according to clause titled "Default settings for cell No.23 (FDD)" in clause 6.1.4

- Inter frequency cell id	8
- Frequency info	Not present Absence of this IE is equivalent to apply the default duplex distance defined for the operating frequency according to 25.101
- Cell info	Same content as specified for Intra-frequency cell id=4 (serving cell) in SIB11 for Cell 1 in clause 6.1.0b with the exception that value for Primary scrambling code shall be according to clause titled "Default settings for cell No.23 (FDD)" in clause 6.1.4

Default settings for cell No.26 (TDD)

Downlink input level	Reference clause 6 Parameter Set
Uplink output power	Minimum supported by the UE's power class.
PCCPCH/PCPICH carrier number	Reference clause 6 Parameter Set
Cell Channel Description	
- Primary CCPCCH info	
- Cell parameters ID	121

Contents of System Information Block type 11 for cell No.26 (TDD)

- Intra-frequency measurement system information	
.....	
- New intra-frequency cells	
- Intra-frequency cell id	26
- Cell info	Same content as specified for Intra-frequency cell id=1 (serving cell) in SIB11 for Cell 1 in clause 6.1.0b with the exception that value for Cell parameters ID shall be according to clause titled "Default settings for cell No.25 (TDD)" in clause 6.1.4.3
- Intra-frequency cell id	24
- Cell info	Same content as specified for Intra-frequency cell id=2 in SIB11 for Cell 1 in clause 6.1.0b with the exception that value for Cell parameters ID shall be according to clause titled "Default settings for cell No.24 (TDD)" in clause 6.1.4.3
- Intra-frequency cell id	25
- Cell info	Same content as specified for Intra-frequency cell id=2 in SIB11 for Cell 1 in clause 6.1.0b with the exception that value for Cell parameters ID shall be according to clause titled "Default settings for cell No.26 (TDD)" in clause 6.1.4.3
- Intra-frequency cell id	4
- Cell info	Same content as specified for Intra-frequency cell id=2 in SIB11 for Cell 1 in clause 6.1.0b with the exception that value for Cell parameters ID shall be according to clause titled "Default settings for cell No.4 (TDD)" in clause 6.1.4
- Intra-frequency cell id	5
- Cell info	Same content as specified for Intra-frequency cell id=2 in SIB11 for Cell 1 in clause 6.1.0b with the exception that value for Cell parameters ID shall be according to clause titled "Default settings for cell No.5 (TDD)" in clause 6.1.4
- Intra-frequency cell id	6
- Cell info	Same content as specified for Intra-frequency cell id=2 in SIB11 for Cell 1 in clause 6.1.0b with the exception that value for Cell parameters ID shall be according to clause titled "Default settings for cell No.6 (TDD)" in clause 6.1.4
.....	
- Inter-frequency measurement system information	
.....	
- New inter-frequency cells	
- Inter frequency cell id	21
- Frequency info	Same content as specified for Inter-frequency cell id=4 in SIB11 for Cell 1 in clause 6.1.0b

- Cell info	Same content as specified for Intra-frequency cell id=1 in SIB11 for Cell 1 in clause 6.1.0b with the exception that value for Primary scrambling code shall be according to clause titled "Default settings for cell No.21 (TDD)" in clause 6.1.4.3
- Inter frequency cell id	22
- Frequency info	Not present
- Cell info	Same content as specified for Intra-frequency cell id=4 in SIB11 for Cell 1 in clause 6.1.0b with the exception that value for Primary scrambling code shall be according to clause titled "Default settings for cell No.22 (TDD)" in clause 6.1.4.3
- Inter frequency cell id	23
- Frequency info	Not present
- Cell info	Same content as specified for Intra-frequency cell id=4 in SIB11 for Cell 1 in clause 6.1.0b with the exception that value for Primary scrambling code shall be according to clause titled "Default settings for cell No.23 (TDD)" in clause 6.1.4.3
- Inter frequency cell id	27
- Frequency info	Not present
- Cell info	Same content as specified for Intra-frequency cell id=4 in SIB11 for Cell 1 in clause 6.1.0b with the exception that value for Primary scrambling code shall be according to clause titled "Default settings for cell No.27 (TDD)" in clause 6.1.4.3
- Inter frequency cell id	28
- Frequency info	Not present
- Cell info	Same content as specified for Intra-frequency cell id=4 in SIB11 for Cell 1 in clause 6.1.0b with the exception that value for Primary scrambling code shall be according to clause titled "Default settings for cell No.28 (TDD)" in clause 6.1.4.3
- Inter frequency cell id	1
- Frequency info	Not present
- Cell info	Same content as specified for Intra-frequency cell id=4 in SIB11 for Cell 1 in clause 6.1.0b with the exception that value for Primary scrambling code shall be according to clause titled "Default settings for cell No.1 (TDD)" in clause 6.1.4
- Inter frequency cell id	2
- Frequency info	Not present
- Cell info	Same content as specified for Intra-frequency cell id=4 in SIB11 for Cell 1 in clause 6.1.0b with the exception that value for Primary scrambling code shall be according to clause titled "Default settings for cell No.2 (TDD)" in clause 6.1.4
- Inter frequency cell id	3
- Frequency info	Not present
- Cell info	Same content as specified for Intra-frequency cell id=4 in SIB11 for Cell 1 in clause 6.1.0b with the exception that value for Primary scrambling code shall be according to clause titled "Default settings for cell No.3 (TDD)" in clause 6.1.4
- Inter frequency cell id	7
- Frequency info	Not present
- Cell info	Same content as specified for Intra-frequency cell id=4 in SIB11 for Cell 1 in clause 6.1.0b with the exception that value for Primary scrambling code shall be according to clause titled "Default settings for cell No.7 (TDD)" in clause 6.1.4
- Inter frequency cell id	8
- Frequency info	Not present
- Cell info	Same content as specified for Intra-frequency cell id=4 in SIB11 for Cell 1 in clause 6.1.0b with the exception that value for Primary scrambling code shall be according to clause titled "Default settings for cell No.8 (TDD)" in clause 6.1.4

.....	
-------	--

Cell No.27

The contents of SYSTEM INFORMATION BLOCK TYPE 1 to 16 messages for cell No.27 are identical to those of cell No.1 with the following exceptions.

Cell identity	0000 0000 0000 0000 0000 0001 1011B
URA identity	0000 0000 0000 0100B

Default settings for cell No.27 (FDD)

Downlink input level	Reference clause 6.10 "Parameter Set"
Uplink output power	Minimum supported by the UE's power class.
PCCPCH/PCPICH carrier number	Reference clause 6.10 "Parameter Set"
Cell Channel Description	
- Primary CPICH info	
- Primary scrambling code	420

Contents of System Information Block type 11 for cell No.27 (FDD)

- Intra-frequency measurement system information	
.....	
- New intra-frequency cells	
- Intra-frequency cell id	27
- Cell info	Same content as specified for Intra-frequency cell id=1 (serving cell) in SIB11 for Cell 1 in clause 6.1.0b with the exception that value for Primary scrambling code shall be according to clause titled "Default settings for cell No.27 (FDD)" in clause 6.1.4.3
- Intra-frequency cell id	21
- Cell info	Same content as specified for Intra-frequency cell id=2 (serving cell) in SIB11 for Cell 1 in clause 6.1.0b with the exception that value for Primary scrambling code shall be according to clause titled "Default settings for cell No.21 (FDD)" in clause 6.1.4.3
- Intra-frequency cell id	22
- Cell info	Same content as specified for Intra-frequency cell id=2 (serving cell) in SIB11 for Cell 1 in clause 6.1.0b with the exception that value for Primary scrambling code shall be according to clause titled "Default settings for cell No.22 (FDD)" in clause 6.1.4.3
- Intra-frequency cell id	23
- Cell info	Same content as specified for Intra-frequency cell id=3 (serving cell) in SIB11 for Cell 1 in clause 6.1.0b with the exception that value for Primary scrambling code shall be according to clause titled "Default settings for cell No.23 (FDD)" in clause 6.1.4.3
- Intra-frequency cell id	28
- Cell info	Same content as specified for Intra-frequency cell id=8 (serving cell) in SIB11 for Cell 1 in clause 6.1.0b with the exception that value for Primary scrambling code shall be according to clause titled "Default settings for cell No.28 (FDD)" in clause 6.1.4.3
- Intra-frequency cell id	7
- Cell info	Same content as specified for Intra-frequency cell id=2 (serving cell) in SIB11 for Cell 1 in clause 6.1.0b with the exception that value for Primary scrambling code shall be according to clause titled "Default settings for cell No.7 (FDD)" in clause 6.1.4
- Intra-frequency cell id	1

<ul style="list-style-type: none"> - Cell info - Intra-frequency cell id - Cell info - Intra-frequency cell id - Cell info - Intra-frequency cell id - Cell info <p>.....</p>	<p>Same content as specified for Intra-frequency cell id=2 (serving cell) in SIB11 for Cell 1 in clause 6.1.0b with the exception that value for Primary scrambling code shall be according to clause titled "Default settings for cell No.1 (FDD)" in clause 6.1.4</p> <p>2</p> <p>Same content as specified for Intra-frequency cell id=2 (serving cell) in SIB11 for Cell 1 in clause 6.1.0b with the exception that value for Primary scrambling code shall be according to clause titled "Default settings for cell No.2 (FDD)" in clause 6.1.4</p> <p>3</p> <p>Same content as specified for Intra-frequency cell id=3 (serving cell) in SIB11 for Cell 1 in clause 6.1.0b with the exception that value for Primary scrambling code shall be according to clause titled "Default settings for cell No.3 (FDD)" in clause 6.1.4</p> <p>8</p> <p>Same content as specified for Intra-frequency cell id=8 (serving cell) in SIB11 for Cell 1 in clause 6.1.0b with the exception that value for Primary scrambling code shall be according to clause titled "Default settings for cell No.8 (FDD)" in clause 6.1.4</p>
<p>- Inter-frequency measurement system information</p> <p>.....</p> <ul style="list-style-type: none"> - New inter-frequency cells - Inter frequency cell id - Frequency info - Cell info - Inter frequency cell id - Frequency info - Cell info - Inter frequency cell id - Frequency info - Cell info - Inter frequency cell id - Frequency info - Cell info - Inter frequency cell id - Frequency info - Cell info - Inter frequency cell id - Frequency info 	<p>24</p> <p>Same content as specified for Inter-frequency cell id=4 in SIB11 for Cell 1 in clause 6.1.0b</p> <p>Same content as specified for Intra-frequency cell id=1 (serving cell) in SIB11 for Cell 1 in clause 6.1.0b with the exception that value for Primary scrambling code shall be according to clause titled "Default settings for cell No.24 (FDD)" in clause 6.1.4</p> <p>25</p> <p>Not present</p> <p>Absence of this IE is equivalent to apply the default duplex distance defined for the operating frequency according to 25.101</p> <p>Same content as specified for Intra-frequency cell id=5 (serving cell) in SIB11 for Cell 1 in clause 6.1.0b with the exception that value for Primary scrambling code shall be according to clause titled "Default settings for cell No.25 (FDD)" in clause 6.1.4</p> <p>26</p> <p>Not present</p> <p>Absence of this IE is equivalent to apply the default duplex distance defined for the operating frequency according to 25.101</p> <p>Same content as specified for Intra-frequency cell id=6 (serving cell) in SIB11 for Cell 1 in clause 6.1.0b with the exception that value for Primary scrambling code shall be according to clause titled "Default settings for cell No.26 (FDD)" in clause 6.1.4</p> <p>4</p> <p>Not present</p> <p>Absence of this IE is equivalent to apply the default duplex distance defined for the operating frequency according to 25.101</p> <p>Same content as specified for Inter-frequency cell id=4 in SIB11 for Cell 1 in clause 6.1.0b</p> <p>5</p> <p>Not present</p> <p>Absence of this IE is equivalent to apply the default duplex distance defined for the operating frequency according to 25.101</p>

<ul style="list-style-type: none"> - Cell info - Inter frequency cell id - Frequency info 	<p>Same content as specified for Inter-frequency cell id=5 in SIB11 for Cell 1 in clause 6.1.0b</p> <p>6</p> <p>Not present</p> <p>Absence of this IE is equivalent to apply the default duplex distance defined for the operating frequency according to 25.101</p>
<ul style="list-style-type: none"> - Cell info <p>.....</p>	<p>Same content as specified for Inter-frequency cell id=6 in SIB11 for Cell 1 in clause 6.1.0b</p>

Default settings for cell No.27 (TDD)

<p>Downlink input level</p> <p>Uplink output power</p> <p>PCCPCH/PCPICH carrier number</p> <p>Cell Channel Description</p> <ul style="list-style-type: none"> - Primary CCPCH info - Cell parameters ID 	<p>Reference clause 6 Parameter Set</p> <p>Minimum supported by the UE's power class.</p> <p>Reference clause 6 Parameter Set</p> <p>125</p>
---	--

Contents of System Information Block type 11 for cell No.27 (TDD)

<p>- Intra-frequency measurement system information</p> <p>.....</p> <ul style="list-style-type: none"> - New intra-frequency cells - Intra-frequency cell id - Cell info <ul style="list-style-type: none"> - Intra-frequency cell id - Cell info <ul style="list-style-type: none"> - Intra-frequency cell id - Cell info <ul style="list-style-type: none"> - Intra-frequency cell id - Cell info <ul style="list-style-type: none"> - Intra-frequency cell id - Cell info <ul style="list-style-type: none"> - Intra-frequency cell id - Cell info <ul style="list-style-type: none"> - Intra-frequency cell id - Cell info <ul style="list-style-type: none"> - Intra-frequency cell id - Cell info 	<p>27</p> <p>Same content as specified for Intra-frequency cell id=1 (serving cell) in SIB11 for Cell 1 in clause 6.1.0b with the exception that value for Cell parameters ID shall be according to clause titled "Default settings for cell No.27 (TDD)" in clause 6.1.4.3</p> <p>21</p> <p>Same content as specified for Intra-frequency cell id=2 in SIB11 for Cell 1 in clause 6.1.0b with the exception that value for Cell parameters ID shall be according to clause titled "Default settings for cell No.21 (TDD)" in clause 6.1.4.3</p> <p>22</p> <p>Same content as specified for Intra-frequency cell id=2 in SIB11 for Cell 1 in clause 6.1.0b with the exception that value for Cell parameters ID shall be according to clause titled "Default settings for cell No.22 (TDD)" in clause 6.1.4.3</p> <p>23</p> <p>Same content as specified for Intra-frequency cell id=3 in SIB11 for Cell 1 in clause 6.1.0b with the exception that value for Cell parameters ID shall be according to clause titled "Default settings for cell No.23 (TDD)" in clause 6.1.4.3</p> <p>28</p> <p>Same content as specified for Intra-frequency cell id=8 in SIB11 for Cell 1 in clause 6.1.0b with the exception that value for Cell parameters ID shall be according to clause titled "Default settings for cell No.28 (TDD)" in clause 6.1.4.3</p> <p>1</p> <p>Same content as specified for Intra-frequency cell id=2 in SIB11 for Cell 1 in clause 6.1.0b with the exception that value for Cell parameters ID shall be according to clause titled "Default settings for cell No.1 (TDD)" in clause 6.1.4.2</p> <p>2</p> <p>Same content as specified for Intra-frequency cell id=2 in SIB11 for Cell 1 in clause 6.1.0b</p> <p>3</p> <p>Same content as specified for Intra-frequency cell id=3 in SIB11 for Cell 1 in clause 6.1.0b</p>
---	--

- Intra-frequency cell id - Cell info	7 Same content as specified for Intra-frequency cell id=7 in SIB11 for Cell 1 in clause 6.1.0b
- Intra-frequency cell id - Cell info	8 Same content as specified for Intra-frequency cell id=8 in SIB11 for Cell 1 in clause 6.1.0b
..... - Inter-frequency measurement system information	
- New inter-frequency cells	
- Inter frequency cell id	24
- Frequency info	Same content as specified for Inter-frequency cell id=4 in SIB11 for Cell 1 in clause 6.1.0b
- Cell info	Same content as specified for Intra-frequency cell id=1 in SIB11 for Cell 1 in clause 6.1.0b with the exception that value for Primary scrambling code shall be according to clause titled "Default settings for cell No.24 (TDD)" in clause 6.1.4.3
- Inter frequency cell id	25
- Frequency info	Not present
- Cell info	Same content as specified for Intra-frequency cell id=5 in SIB11 for Cell 1 in clause 6.1.0b with the exception that value for Primary scrambling code shall be according to clause titled "Default settings for cell No.25 (TDD)" in clause 6.1.4.3
- Inter frequency cell id	26
- Frequency info	Not present
- Cell info	Same content as specified for Intra-frequency cell id=6 in SIB11 for Cell 1 in clause 6.1.0b with the exception that value for Primary scrambling code shall be according to clause titled "Default settings for cell No.26 (TDD)" in clause 6.1.4.3
- Inter frequency cell id	4
- Frequency info	Not present
- Cell info	Same content as specified for Inter-frequency cell id=4 in SIB11 for Cell 1 in clause 6.1.0b
- Inter frequency cell id	5
- Frequency info	Not present
- Cell info	Same content as specified for Inter-frequency cell id=5 in SIB11 for Cell 1 in clause 6.1.0b
- Inter frequency cell id	6
- Frequency info	Not present
- Cell info	Same content as specified for Inter-frequency cell id=6 in SIB11 for Cell 1 in clause 6.1.0b
.....	

Cell No.28

The contents of SYSTEM INFORMATION BLOCK TYPE 1 to 16 messages for cell No.28 are identical to those of cell No.1 with the following exceptions:

Cell identity	0000 0000 0000 0000 0000 0001 1000B
URA identity	0000 0000 0000 0100B

Default settings for cell No.28 (FDD)

Downlink input level	Reference clause 6.10 "Parameter Set"
Uplink output power	Minimum supported by the UE's power class.
PCCPCH/PCPICH carrier number	Reference clause 6.10 "Parameter Set"
Cell Channel Description	
- Primary CPICH info	
- Primary scrambling code	470

Contents of System Information Block type 11 for cell No.28 (FDD)

<p>- Intra-frequency measurement system information</p> <p>....</p> <ul style="list-style-type: none"> - New intra-frequency cells - Intra-frequency cell id - Cell info <ul style="list-style-type: none"> - Intra-frequency cell id - Cell info <ul style="list-style-type: none"> - Intra-frequency cell id - Cell info <ul style="list-style-type: none"> - Intra-frequency cell id - Cell info <ul style="list-style-type: none"> - Intra-frequency cell id - Cell info <ul style="list-style-type: none"> - Intra-frequency cell id - Cell info <ul style="list-style-type: none"> - Intra-frequency cell id - Cell info <ul style="list-style-type: none"> - Intra-frequency cell id - Cell info <ul style="list-style-type: none"> - Intra-frequency cell id - Cell info <ul style="list-style-type: none"> - Intra-frequency cell id - Cell info <ul style="list-style-type: none"> - Intra-frequency cell id - Cell info <p>.....</p>	<p>28</p> <p>Same content as specified for Intra-frequency cell id=1 (serving cell) in SIB11 for Cell 1 in clause 6.1.0b with the exception that value for Primary scrambling code shall be according to clause titled "Default settings for cell No.28 (FDD)" in clause 6.1.4.3</p> <p>21</p> <p>Same content as specified for Intra-frequency cell id=2 (serving cell) in SIB11 for Cell 1 in clause 6.1.0b with the exception that value for Primary scrambling code shall be according to clause titled "Default settings for cell No.21 (FDD)" in clause 6.1.4.3</p> <p>22</p> <p>Same content as specified for Intra-frequency cell id=2 (serving cell) in SIB11 for Cell 1 in clause 6.1.0b with the exception that value for Primary scrambling code shall be according to clause titled "Default settings for cell No.22 (FDD)" in clause 6.1.4.3</p> <p>23</p> <p>Same content as specified for Intra-frequency cell id=3 (serving cell) in SIB11 for Cell 1 in clause 6.1.0b with the exception that value for Primary scrambling code shall be according to clause titled "Default settings for cell No.23 (FDD)" in clause 6.1.4.3</p> <p>27</p> <p>Same content as specified for Intra-frequency cell id=7 (serving cell) in SIB11 for Cell 1 in clause 6.1.0b with the exception that value for Primary scrambling code shall be according to clause titled "Default settings for cell No.27 (FDD)" in clause 6.1.4.3</p> <p>8</p> <p>Same content as specified for Intra-frequency cell id=2 (serving cell) in SIB11 for Cell 1 in clause 6.1.0b with the exception that value for Primary scrambling code shall be according to clause titled "Default settings for cell No.8 (FDD)" in clause 6.1.4</p> <p>1</p> <p>Same content as specified for Intra-frequency cell id=2 (serving cell) in SIB11 for Cell 1 in clause 6.1.0b with the exception that value for Primary scrambling code shall be according to clause titled "Default settings for cell No.1 (FDD)" in clause 6.1.4</p> <p>2</p> <p>Same content as specified for Intra-frequency cell id=2 (serving cell) in SIB11 for Cell 1 in clause 6.1.0b with the exception that value for Primary scrambling code shall be according to clause titled "Default settings for cell No.2 (FDD)" in clause 6.1.4</p> <p>3</p> <p>Same content as specified for Intra-frequency cell id=3 (serving cell) in SIB11 for Cell 1 in clause 6.1.0b with the exception that value for Primary scrambling code shall be according to clause titled "Default settings for cell No.3 (FDD)" in clause 6.1.4</p> <p>7</p> <p>Same content as specified for Intra-frequency cell id=7 (serving cell) in SIB11 for Cell 1 in clause 6.1.0b with the exception that value for Primary scrambling code shall be according to clause titled "Default settings for cell No.7 (FDD)" in clause 6.1.4</p>
<p>- Inter-frequency measurement system information</p> <p>.....</p> <ul style="list-style-type: none"> - New inter-frequency cells - Inter frequency cell id 	<p>24</p>

- Frequency info	Same content as specified for Inter-frequency cell id=4 in SIB11 for Cell 1 in clause 6.1.0b
- Cell info	Same content as specified for Intra-frequency cell id=1 (serving cell) in SIB11 for Cell 1 in clause 6.1.0b with the exception that value for Primary scrambling code shall be according to clause titled "Default settings for cell No.24 (FDD)" in clause 6.1.4
- Inter frequency cell id	25
- Frequency info	Not present
	Absence of this IE is equivalent to apply the default duplex distance defined for the operating frequency according to 25.101
- Cell info	Same content as specified for Intra-frequency cell id=5 (serving cell) in SIB11 for Cell 1 in clause 6.1.0b with the exception that value for Primary scrambling code shall be according to clause titled "Default settings for cell No.25 (FDD)" in clause 6.1.4
- Inter frequency cell id	26
- Frequency info	Not present
	Absence of this IE is equivalent to apply the default duplex distance defined for the operating frequency according to 25.101
- Cell info	Same content as specified for Intra-frequency cell id=6 (serving cell) in SIB11 for Cell 1 in clause 6.1.0b with the exception that value for Primary scrambling code shall be according to clause titled "Default settings for cell No.26 (FDD)" in clause 6.1.4
- Inter frequency cell id	4
- Frequency info	Not present
	Absence of this IE is equivalent to apply the default duplex distance defined for the operating frequency according to 25.101
- Cell info	Same content as specified for Inter-frequency cell id=4 in SIB11 for Cell 1 in clause 6.1.0b
- Inter frequency cell id	5
- Frequency info	Not present
	Absence of this IE is equivalent to apply the default duplex distance defined for the operating frequency according to 25.101
- Cell info	Same content as specified for Inter-frequency cell id=5 in SIB11 for Cell 1 in clause 6.1.0b
- Inter frequency cell id	6
- Frequency info	Not present
	Absence of this IE is equivalent to apply the default duplex distance defined for the operating frequency according to 25.101
- Cell info	Same content as specified for Inter-frequency cell id=6 in SIB11 for Cell 1 in clause 6.1.0b
.....	

Default settings for cell No.28 (TDD)

Downlink input level Uplink output power PCCPCH/PCPICH carrier number Cell Channel Description - Primary CCPCH info - Cell parameters ID	Reference clause 6 Parameter Set Minimum supported by the UE's power class. Reference clause 6 Parameter Set 129
---	---

Contents of System Information Block type 11 for cell No.28 (TDD)

- Intra-frequency measurement system information - New intra-frequency cells - Intra-frequency cell id	28
---	----

<ul style="list-style-type: none"> - Cell info 	<p>Same content as specified for Intra-frequency cell id=1 (serving cell) in SIB11 for Cell 1 in clause 6.1.0b with the exception that value for Cell parameters ID shall be according to clause titled "Default settings for cell No.28 (TDD)" in clause 6.1.4.3</p>
<ul style="list-style-type: none"> - Intra-frequency cell id - Cell info 	<p>21 Same content as specified for Intra-frequency cell id=2 in SIB11 for Cell 1 in clause 6.1.0b with the exception that value for Cell parameters ID shall be according to clause titled "Default settings for cell No.21 (TDD)" in clause 6.1.4.3</p>
<ul style="list-style-type: none"> - Intra-frequency cell id - Cell info 	<p>22 Same content as specified for Intra-frequency cell id=2 in SIB11 for Cell 1 in clause 6.1.0b with the exception that value for Cell parameters ID shall be according to clause titled "Default settings for cell No.22 (TDD)" in clause 6.1.4.3</p>
<ul style="list-style-type: none"> - Intra-frequency cell id - Cell info 	<p>23 Same content as specified for Intra-frequency cell id=3 in SIB11 for Cell 1 in clause 6.1.0b with the exception that value for Cell parameters ID shall be according to clause titled "Default settings for cell No.23 (TDD)" in clause 6.1.4.3</p>
<ul style="list-style-type: none"> - Intra-frequency cell id - Cell info 	<p>27 Same content as specified for Intra-frequency cell id=7 in SIB11 for Cell 1 in clause 6.1.0b with the exception that value for Cell parameters ID shall be according to clause titled "Default settings for cell No.27(TDD)" in clause 6.1.4.3</p>
<ul style="list-style-type: none"> - Intra-frequency cell id - Cell info 	<p>1 Same content as specified for Intra-frequency cell id=2 in SIB11 for Cell 1 in clause 6.1.0b with the exception that value for Cell parameters ID shall be according to clause titled "Default settings for cell No.1 (TDD)" in clause 6.1.4.3</p>
<ul style="list-style-type: none"> - Intra-frequency cell id - Cell info 	<p>2 Same content as specified for Intra-frequency cell id=2 in SIB11 for Cell 1 in clause 6.1.0b</p>
<ul style="list-style-type: none"> - Intra-frequency cell id - Cell info 	<p>3 Same content as specified for Intra-frequency cell id=3 in SIB11 for Cell 1 in clause 6.1.0b</p>
<ul style="list-style-type: none"> - Intra-frequency cell id - Cell info 	<p>7 Same content as specified for Intra-frequency cell id=7 in SIB11 for Cell 1 in clause 6.1.0b</p>
<ul style="list-style-type: none"> - Intra-frequency cell id - Cell info 	<p>8 Same content as specified for Intra-frequency cell id=8 in SIB11 for Cell 1 in clause 6.1.0b</p>
<p>.....</p> <ul style="list-style-type: none"> - Inter-frequency measurement system information <p>.....</p>	
<ul style="list-style-type: none"> - New inter-frequency cells - Inter frequency cell id - Frequency info 	<p>24 Same content as specified for Inter-frequency cell id=4 in SIB11 for Cell 1 in clause 6.1.0b</p>
<ul style="list-style-type: none"> - Cell info 	<p>Same content as specified for Intra-frequency cell id=1 in SIB11 for Cell 1 in clause 6.1.0b with the exception that value for Primary scrambling code shall be according to clause titled "Default settings for cell No.24 (TDD)" in clause 6.1.4.3</p>
<ul style="list-style-type: none"> - Inter frequency cell id - Frequency info - Cell info 	<p>25 Not present</p>
<ul style="list-style-type: none"> - Inter frequency cell id - Frequency info 	<p>Same content as specified for Intra-frequency cell id=5 in SIB11 for Cell 1 in clause 6.1.0b with the exception that value for Primary scrambling code shall be according to clause titled "Default settings for cell No.25 (TDD)" in clause 6.1.4.3</p>
<ul style="list-style-type: none"> - Inter frequency cell id - Frequency info 	<p>26 Not present</p>

- Cell info	Same content as specified for Intra-frequency cell id=6 in SIB11 for Cell 1 in clause 6.1.0b with the exception that value for Primary scrambling code shall be according to clause titled "Default settings for cell No.26 (TDD)" in clause 6.1.4.3
- Inter frequency cell id	4
- Frequency info	Not present
- Cell info	Same content as specified for Inter-frequency cell id=4 in SIB11 for Cell 1 in clause 6.1.0b
- Inter frequency cell id	5
- Frequency info	Not present
- Cell info	Same content as specified for Inter-frequency cell id=5 in SIB11 for Cell 1 in clause 6.1.0b
- Inter frequency cell id	6
- Frequency info	Not present
- Cell info	Same content as specified for Inter-frequency cell id=6 in SIB11 for Cell 1 in clause 6.1.0b
.....	

6.1.4.4 Default Cell parameters for MBSFN 31 to 38 cell environments

Cell No.31

Default settings for cell No.31 (TDD)

Downlink input level	Reference clause 6.1.6
PCCPCH/PCPICH carrier number	Reference clause 5.1.2
Cell Channel Description	
- Primary CCPCH info	
- Cell parameters ID	1

Default settings for cell No.31 (3.84 Mcps TDD IMB)

Downlink input level	Reference clause 6.1.6.1 " Reference Radio Conditions (3.84 Mcps TDD IMB)"
PCCPCH/PCPICH carrier number	Reference clause 5.1.2
Cell Channel Description	
- Primary CPICH info	
- Primary scrambling code	128

Default settings for cell No.31 (FDD)

Downlink input level	Reference clause 6.10 "Parameter Set"
Uplink output power	Minimum supported by the UE's power class.
PCCPCH/PCPICH carrier number	Reference clause 6.10 "Parameter Set"
Cell Channel Description	
- Primary CPICH info	
- Primary scrambling code	120

Contents of System Information Block type 3 for cell No.31 (FDD, TDD)

Information Element	Value/remark	Version
- SIB4 Indicator	FALSE	
- Cell identity	0000 0000 0000 0000 0000 0001 1111B	
- Cell selection and re-selection info		
- Mapping info	Not present	
- Cell selection and reselection quality measure	CPICH RSCP	
- CHOICE <i>mode</i>	TDD	
- Sintrasearch	Not present	
- Sintersearch	Not present	
- SsearchHCS	Not present	
- RAT List	Not present	
- Qrxlevmin	-103 (dBm)	

- DeltaQrxlevmin	Not Present	
- Qhyst1s	1 (dB = value*2 (step size))	
- Qhyst1s,PCH	Not Present	
- Qhyst1s,FACH	Not Present	
- Qhyst2s	Not Present	
- Qhyst2s,PCH	Not Present	
- Qhyst2s,FACH	Not Present	
- Treselections	1 (second)	
- Treselections,PCH	Not Present	
- Treselections,FACH	Not Present	
- Speed dependent ScalingFactor for Treselection	Not Present	
- Inter-frequency ScalingFactor for Treselection	Not Present	
- Inter-RAT ScalingFactor for Treselection	Not Present	
- Non-HCS_TCRmax	Not Present (MD, default = 'not used')	
- Non-HCS_NCR	Not Present (MD)	
- Non-HCS_TCRmaxHyst	Not Present	
- HCS Serving cell information	Not present	
- Maximum allowed UL TX power	1 (dBm)	
- Cell Access Restriction		
- Cell barred	barred	
- Intra-frequency cell re-selection indicator	not allowed	
- T _{barred}	1280	
- Cell Reserved for operator use	not reserved	
- Cell Reservation Extension	not reserved	
- Access Class Barred List	Not Present (MD - no access class barred)	
- Domain Specific Access Restriction Parameters For PLMN Of MIB	Not Present	REL-6
- Domain Specific Access Restriction For Shared Network	Not Present	REL-6
- Deferred measurement control UTRAN support	Not Present	REL-7
- MBSFN only service	true	REL-7

Contents of System Information Block type 3 for cell No.31 (3.84 Mcps TDD IMB)

Information Element	Value/remark	Version
-SIB4 Indicator	FALSE	
-Cell identity	0000 0000 0000 0000 0000 0001 1111B	
-Cell selection and re-selection info		
-Mapping Info	Not present	
-Cell selection and reselection quality measure	CPICH RSCP	
-choice mode	FDD	
-Sintrasearch	Not present	
-Sintersearch	Not present	
-SsearchHCS	Not present	
-RAT List	Not present	
-Qqualmin	Reference to Table 6.1.6.1	
-Qrxlevmin	Reference to Table 6.1.6.1	
-DeltaQrxlevmin	Not present	
-Qhyst1s	1 (2 dB)	
-Qhyst2s	Not present	

-Treseselection _s	1 seconds	
-Speed dependent ScalingFactor for Treseselection	Not present	REL-5
-Inter-frequency ScalingFactor for Treseselection	Not present	REL-5
-Inter-RAT ScalingFactor for Treseselection	Not present	REL-5
-Non-HCS_T _{CRmax}	Not used	REL-5
-HCS Serving cell Information	Not present	REL-5
-Maximum allowed UL TX power	1 (dBm)	
-Cell Access Restriction		
-Cell Barred	barred	
-Intra-frequency cell re-selection indicator	Not-allowed	
-T _{barred}	1280	
-Cell Reserved for operator use	Not reserved	
-Cell Reservation Extension	Not reserved	
-Access Class Barred list	Not present (MD- no access class barred)	
-Domain Specific Access Restriction Parameters For PLMN Of MIB	Not present	REL-6
-Domain Specific Access Restriction For Shared Network	Not present	
-Deferred measurement control reading	Not present	REL-6
-MBSFN only service	TRUE	REL-7
-Paging Permission with Access Control Parameters For PLMN Of MIB	Not present	REL-8
-Paging Permission with Access Control For Shared Network	Not present	REL-8
-CSG Identity	Not present	REL-8
-CSG PSC Split Information	Not present	REL-8

Contents of System Information Block type 5 for cell No.31 (FDD)

FFS

Contents of System Information Block type 5 for cell No.31 (3.84 Mcps TDD)

- SIB6 indicator	FALSE
- PICH Power offset	0 dB
- CHOICE Mode	TDD
- PUSCH system information	Not Present
- PUSCH system information VHCR	Not Present
- PDSCH system information	Not Present
- TDD open loop power control	
- Primary CCPCH Tx Power	30 dbm
- CHOICE <i>TDD option</i>	3.84 Mcps TDD
- Alpha	Not present
- PRACH Constant Value	-10
- DPCH Constant Value	-10
- PUSCH Constant Value	Not present
- UE positioning related parameters	Not Present
- Primary CCPCH info	Not Present
- PRACH system information list	
- PRACH system information	
- PRACH info	
- CHOICE <i>mode</i>	TDD
- CHOICE <i>TDD option</i>	3.84 Mcps TDD
- Timeslot number	14
- PRACH Channelisation Code List	
- CHOICE SF	SF8
- Channelisation Code List	
- Channelisation Code	8/1
- PRACH Midamble	Direct
- PNBSCH allocation	Not Present
- Transport channel Identity	15
- RACH TFS	
- CHOICE Transport channel type	Common transport channels
- Dynamic Transport format information	
- RLC size	16
- Number of TBs and TTI List	
- Number of Transport blocks	0

- CHOICE <i>mode</i>	TDD
- Transmission Time Interval	Not Present
- CHOICE Logical channel List	ALL
- Semi-static Transport Format information	
- Transmission time interval	10
- Type of channel coding	No coding
- Coding Rate	Not Present
- Rate matching attribute	1
- CRC size	0
- Additional RACH TFS for CCCH	Not present
- RACH TFCS	Not present
- Additional RACH TFCS for CCCH	Not present
- PRACH partitioning	
- Access Service Class	
- ASC Settings	Not Present (Default all)
- Persistence scaling factors	Not Present
- AC-to-ASC mapping	
- AC-to-ASC mapping table	
- AC-to-ASC mapping	6 (AC0-9)
- AC-to-ASC mapping	5 (AC10)
- AC-to-ASC mapping	4 (AC11)
- AC-to-ASC mapping	3 (AC12)
- AC-to-ASC mapping	2 (AC13)
- AC-to-ASC mapping	1 (AC14)
- AC-to-ASC mapping	0 (AC15)
- CHOICE <i>mode</i>	TDD (no data)
- Secondary CCPCH system information	(MP - but treated as if not received by UE)
- Secondary CCPCH system information list	(MP - but treated as if not received by UE)
- Secondary CCPCH info	
- CHOICE <i>mode</i>	3.84 Mcps TDD
- Offset	0
- Common timeslot info	
- 2 nd interleaving mode	Not Present (MD "Frame")
- TFCI coding	Not Present (MD)
- Puncturing limit	1.0
- Repetition period	Not Present (MD "1")
- Repetition length	Not present (empty)
- Individual timeslot info	
- CHOICE <i>TDD option</i>	3.84 Mcps TDD
- Timeslot number	1
- TFCI existence	FALSE
- Midamble Shift and burst type	
- CHOICE <i>TDD option</i>	3.84 Mcps TDD
- CHOICE <i>Burst Type</i>	MBSFN Burst Type
- no data	
- CHOICE <i>TDD option</i>	3.84 Mcps TDD
- no data	
- Code List	
- Channelisation Code	16/1
- TFCS	(MP - but treated as if not received by UE)
- CHOICE <i>TFCI signalling</i>	Normal TFCI signalling
- TFCI Field 1 information	
- CHOICE <i>TFCS representation</i>	Complete reconfiguration
- TFCS complete reconfiguration information	
- CHOICE <i>CTFC Size</i>	2 bit CTFC
- CTFC information	
- 2 bit CTFC	0
- Power offset information	Not Present
- FACH/PCH information list	(MP - but treated as if not received by UE)
- TFS	
- CHOICE <i>Transport channel type</i>	Common transport channels
- Dynamic Transport format information	
- RLC Size	16
- Number of TBs and TTI List	
- Number of Transport blocks	0
- CHOICE <i>mode</i>	TDD
- Transmission Time Interval	10
- CHOICE <i>Logical Channel List</i>	ALL

<ul style="list-style-type: none"> - Semi-static Transport Format information - Transmission time interval - Type of channel coding - Coding Rate - Rate matching attribute - CRC size - Transport channel Identity - CTCH indicator - PICH info - MCCH configuration information - CBS DRX Level 1 information - Frequency band indicator - Frequency band indicator 2 - HSDPA cell Indicator - E-DCH cell Indicator 	<ul style="list-style-type: none"> 10 No coding Not Present 1 0 1 FALSE Not Present Not Present Not Present Not Present Not Present Not Present (Default 'HSDPA capability not indicated') Not Present (Default 'E-DCH capability not indicated')
<ul style="list-style-type: none"> - Secondary CCPCH system information MBMS - Secondary CCPCH system information - Secondary CCPCH info MBMS - CHOICE <i>mode</i> - Common timeslot info MBMS - 2nd interleaving mode - TFCI coding - Puncturing limit - Downlink Timeslots and Codes - First Individual timeslot info - Timeslot number - CHOICE <i>TDD option</i> - Timeslot number - TFCI existence - Midamble Shift and burst type - CHOICE <i>TDD option</i> - CHOICE <i>Burst Type</i> - no data - CHOICE <i>TDD option</i> - no data - First timeslot channelisation codes - CHOICE <i>codes representation</i> - CHOICE <i>more timeslots</i> - no data - Modulation 	<ul style="list-style-type: none"> 3.84 Mcps TDD Frame Reference clause 6.10 "Parameter Set" Reference clause 6.10 "Parameter Set" 3.84 Mcps TDD 0 Reference clause 6.10 "Parameter Set" 3.84 Mcps TDD MBSFN Burst Type 3.84 Mcps TDD Reference clause 5.5.2 "Downlink physical channels code allocation for Signalling" No more timeslots QPSK
<ul style="list-style-type: none"> - TFCS - CHOICE <i>TFCI signalling</i> - TFCI Field 1 information - CHOICE <i>TFCS representation</i> - TFCS complete reconfiguration information - CHOICE <i>CTFC Size</i> - CTFC information - 2bit CTFC - Power offset information - CTFC information - 2bit CTFC - Power offset information - CTFC information - 2bit CTFC - Power offset information - CTFC information - 2bit CTFC - Power offset information 	<ul style="list-style-type: none"> Normal TFCI signalling Complete reconfiguration 2 bit 0 Not Present 1 Not Present 2 Not Present 3 Not Present
<ul style="list-style-type: none"> - FACH carrying MCCH - TFS - CHOICE <i>Transport channel type</i> - Dynamic Transport Format Information - RLC Size - Number of TBs and TTI List - Number of Transport blocks - CHOICE <i>mode</i> - Transmission Time Interval 	<ul style="list-style-type: none"> Common transport channels Reference clause 6.10 "Parameter Set" Reference clause 6.10 "Parameter Set" Reference clause 6.10 "Parameter Set" TDD Not Present

- CHOICE <i>Logical Channel List</i>	ALL
- no data	
- Semi-static Transport Format information	Reference clause 6.10 "Parameter Set"
- Transmission time interval	Turbo
- Type of channel coding	Not Present
- Coding Rate	Reference clause 6.10 "Parameter Set"
- Rate matching attribute	Reference clause 6.10 "Parameter Set"
- CRC size	
- MCCH configuration information	
- Access Info Period coefficient	Reference clause 11.1.1 "MCCH configuration parameters"
- Repetition Period coefficient	Reference clause 11.1.1 "MCCH configuration parameters"
- Modification period coefficient	Reference clause 11.1.1 "MCCH configuration parameters"
- RLC info	
- DL UM RLC LI size	7
- DL Duplication Avoidance and Reordering info	Not Present
- DL Out of sequence delivery info	
- Timer_OSD	Not Present
- Window size OSD	48
- TCTF presence	false
- FACH carrying MTCH list	Not Present
- Scheduling information	Not Present
- CHOICE <i>mode</i>	TDD
- no data	
- TDD MBSFN information	
- Time slot list	(This list describes all Timeslots (0...14) in the frame)
- Timeslot Number	
- CHOICE <i>TDD option</i>	3.84 Mcps TDD
- Timeslot number	0
- Cell parameters ID	1
- Timeslot Number	(Repeated for each Timeslot (1...14))
- CHOICE <i>TDD option</i>	3.84 Mcps TDD
- Timeslot number	(1...14)
- Cell parameters ID	5 (Repeated for each Timeslot (1...14))

Contents of System Information Block type 5 for cell No.31 (3.84 Mcps TDD IMB)

Information Element	Value/remark	Version
- SIB6 indicator	FALSE	
- PICH Power offset	-5 dB (MP-but treated as if not received by UE)	
- CHOICE Mode	FDD	
- AICH Power offset	-5 dB (MP-but treated as if not received by UE)	
- Primary CCPCH info	Not present	
- PRACH system information list	(MP-but treated as if not received by UE)	
- PRACH system information		
- PRACH info		
- CHOICE mode	FDD	
- Available Signature	'0000 0000 1111 1111'B	
- Available SF	64	
- Preamble scrambling code number	0	
- Puncturing Limit	1.00	
- Available Sub Channel number	'1111 1111 1111'B	
- Transport channel Identity	15	
- RACH TFS		
- CHOICE Transport channel type	Common transport channels	
- Dynamic Transport format information		
- RLC size	168	
- Number of TB and TTI List		
- Number of Transport blocks	1	

- CHOICE Mode	FDD	
- CHOICE Logical channel List	ALL	
- Semi-static Transport Format information		
- Transmission time interval	20 ms	
- Type of channel coding	Turbo	
- Rate matching attribute	150	
- CRC size	16	
- Additional RACH TFS for CCCH	Not present	Rel6
- RACH TFCS		
- CHOICE TFCI signalling	Normal	
- TFCI Field 1 information		
- CHOICE TFCS representation	Complete reconfiguration	
- TFCS complete reconfiguration information		
- CHOICE CTFC Size	2 bit CTFC	
- CTFC information	0	
- 2bit CTFC	0	
- Power offset information	Not present	
- CTFC information	1	
- 2bit CTFC	1	
- Power offset information	Not present	
- CTFC information	2	
- 2bit CTFC	2	
- Power offset information	Not present	
- CTFC information	3	
- 2bit CTFC	3	
- Power offset information	Not present	
- Additional RACH TFCS for CCCH	Not present	Rel-6
- PRACH partitioning		
- Access Service Class		
- ASC Setting		
- CHOICE mode	FDD	
- Available signature Start Index	0 (ASC#1)	
- Available signature End Index	7 (ASC#1)	
- Assigned Sub-Channel Number	'1111'B The first/ leftmost bit of the bit string contains the most significant bit of the Assigned Sub-Channel Number.	
- ASC Setting		
- CHOICE mode	FDD	
- Available signature Start Index	0 (ASC#3)	
- Available signature End Index	7 (ASC#3)	
- Assigned Sub-Channel Number	'1111'B The first/ leftmost bit of the bit string contains the most significant bit of the Assigned Sub-Channel Number.	
- ASC Setting		
- CHOICE mode	FDD	
- Available signature Start Index	0 (ASC#5)	
- Available signature End Index	7 (ASC#5)	
- Assigned Sub-Channel Number	'1111'B	

	The first/ leftmost bit of the bit string contains the most significant bit of the Assigned Sub-Channel Number.	
- ASC Setting		
- CHOICE mode	FDD	
- Available signature Start Index	0 (ASC#7)	
- Available signature End Index	7 (ASC#7)	
- Assigned Sub-Channel Number	'1111'B The first/ leftmost bit of the bit string contains the most significant bit of the Assigned Sub-Channel Number.	
- Persistence scaling factor	Not present	
- AC-to-ASC mapping table		
- AC-to-ASC mapping	6 (AC0-9)	
- AC-to-ASC mapping	5 (AC10)	
- AC-to-ASC mapping	4 (AC11)	
- AC-to-ASC mapping	3 (AC12)	
- AC-to-ASC mapping	2 (AC13)	
- AC-to-ASC mapping	1 (AC14)	
- AC-to-ASC mapping	0 (AC15)	
- CHOICE mode	FDD	
- Primary CPICH TX power	31	
- Constant value	-10	
- PRACH power offset		
- Power Ramp Step	3dB	
- Preamble Retrans Max	4	
- RACH transmission parameters		
- Mmax	2	
- NB01min	3 slot	
- NB01max	10 slot	
- AICH info		
- Channelisation code	3	
- STTD indicator	FALSE	
- AICH transmission timing	0	
Common E-DCH system info	Not present	
Secondary CCPCH system information	(MP-but treated as if not received by UE)	
Secondary CCPCH system information list		
- Secondary CCPCH info		
- CHOICE mode	FDD	
- Secondary scrambling code	Not Present	
- STTD indicator	FALSE	
- Spreading factor	64	
- Code number	1	
- Pilot symbol existence	FALSE	
- TFCI existence	TRUE (default value)	
- Fixed or Flexible position	Flexible (default value)	
- Timing offset	Not Present Absence of this IE is equivalent to default value 0	
- TFCS	(This IE is repeated for TFC number for PCH and FACH.)	
- CHOICE TFCI signalling	Normal	

- TFCI Field 1 information		
- CHOICE TFCS representation	Complete reconfiguration	
- TFCS complete reconfiguration information		
- CHOICE CTFC Size	2 bit CTFC	
- CTFC information	0	
-2 bit CTFC	0	
- Power offset information	Not Present	
- CTFC information	1	
-2 bit CTFC	1	
- Power offset information	Not Present	
- CTFC information	2	
-2 bit CTFC	2	
- Power offset information	Not Present	
- CTFC information	3	
-2 bit CTFC	3	
- Power offset information	Not Present	
- FACH/PCH information		
- TFS	(FACH)	
- CHOICE Transport channel type	Common transport channels	
- Dynamic Transport format information		
- RLC Size	168	
- Number of TB and TTI List		
- Number of Transport blocks	0	
- Number of Transport blocks	1	
- Number of Transport blocks	2	
- CHOICE Logical channel List	ALL	
- Semi-static Transport Format information		
- Transmission time interval	10 ms	
- Type of channel coding	Convolutional	
- Coding Rate	1/2	
- Rate matching attribute	220	
- CRC size	16 bit	
- Transport channel Identity	13 (for FACH)	
- CTCH indicator	FALSE	
- PICH info	Not Present	
- MCCH configuration information	Not Present	Rel-6
- CBS DRX Level 1 information	Not Present	
- Frequency Band Indicator	Not Present	
- Frequency Band Indicator 2	Not Present	
HSDPA cell Indicator	Not Present (MD- default is "HSDPA capability not indicated")	
E-DCH cell Indicator	Not Present (MD- default is "E-DCH capability not indicated")	
- Secondary CCPCH system information MBMS		Rel-6
- Secondary CCPCH info MBMS		
- CHOICE Mode	3.84 Mcps TDD MBSFN IMB	Rel-8
- Secondary scrambling code	Not Present	Rel-8
- STTD indicator	FALSE	Rel-8
- Spreading factor	256	Rel-8
- Code number	2	Rel-8
- Timing Offset	Not present (MD)	Rel-8
- CHOICE Modulation	QPSK	Rel-8

- TFCS		
- CHOICE TFCI signalling	Normal	
- TFCI Field 1 information		
- CHOICE TFCS representation	Complete reconfiguration	
- TFCS complete reconfiguration information		
- CHOICE CTFC Size	2 bit CTFC	
- CTFC information	0	
- 2 bit CTFC	0	
- Power offset information	Not Present	
- CTFC information	1	
- 2 bit CTFC	1	
- Power offset information	Not Present	
- CTFC information	2	
- 2 bit CTFC	2	
- Power offset information	Not Present	
- CTFC information	3	
- 2 bit CTFC	3	
- Power offset information	Not Present	
- FACH carrying MCCH		
- TFS		
- CHOICE Transport channel type	Common transport channels	
- Dynamic Transport format information		
- RLC Size	Reference clause 6.11.7 " Reference Radio Bearer configurations used in Radio Bearer testing for 3.84 Mcps TDD IMB"	
- Number of TB and TTI List	Reference clause 6.11.7 " Reference Radio Bearer configurations used in Radio Bearer testing for 3.84 Mcps TDD IMB"	
- Number of Transport blocks	Reference clause 6.11.7 " Reference Radio Bearer configurations used in Radio Bearer testing for 3.84 Mcps TDD IMB"	
- Number of Transport blocks	remove	
- CHOICE Logical channel List	ALL	
- no data		
- Semi-static Transport Format information		
- Transmission time interval	Reference clause 6.11.7 " Reference Radio Bearer configurations used in Radio Bearer testing for 3.84 Mcps TDD IMB"	
- Type of channel coding	turbo	
- Coding Rate	not present	
- Rate matching attribute	Reference clause 6.11.7 " Reference Radio Bearer configurations used in Radio Bearer testing for 3.84 Mcps TDD IMB"	
- CRC size	Reference clause 6.11.7 " Reference Radio Bearer configurations used in Radio Bearer testing for 3.84 Mcps TDD IMB"	
- MCCH configuration information		

- Access Info Period coefficient	Reference to clause 11.2.1 "MCCH configuration parameters"	
- Repetition Period coefficient	Reference to clause 11.2.1 "MCCH configuration parameters"	
- Modification period coefficient	Reference to clause 11.2.1 "MCCH configuration parameters"	
- RLC info MBMS		
- DL UM RLC LI size	7	
- DL Duplication Avoidance and Reordering info	Not Present	
- DL Out of sequence delivery info		
- Timer_OSD	Not Present	
- Window size OSD	48	
- TCTF presence	FALSE	
- FACH carrying MTCH list	Not Present	
- Scheduling information	Not Present	
- CHOICE Mode	FDD	Rel-7
- HS-DSCH common system information	(MP-but treated as if not received by UE)	Rel-7
- CCCH mapping info		
- Logical channel identity	5	
- MAC-ehs queue identity	1	
- SRB1 mapping info	Not Present	
- Common MAC-ehs reordering queue list		
- MAC-ehs queue to configure list	Configure 2 queues	
- MAC-ehs queue Id	0	
- T1	50ms	
- Treset	Not Present	
- MAC-ehs window size	16	
- MAC-ehs queue Id	1	
- T1	50ms	
- Treset	Not Present	
- MAC-ehs window size	16	
- HS-SCCH system info		
- DL Scrambling Code	Not Present	
- HS-SCCH Channelisation Code Information	Use 1 HS-SCCH	
- HS-SCCH Channelisation Code	7	
- HARQ system Info		
- Number of Processes	1	
- CHOICE <i>Memory Partitioning</i>	Implicit	
- Common H-RNTI Information	Use 4	
- Common H-RNTI	'1111 1010 1010 1010'	
- Common H-RNTI	'1111 1010 1010 1011'	
- Common H-RNTI	'1111 1010 1010 1100'	
- Common H-RNTI	'1111 1010 1010 1110'	
- BCCH specific H-RNTI	'1111 1010 1110 1010'	
- HS-DSCH paging system information	Not Present	Rel-7
TDD MBSFN information	not present	Rel-7
HS-DSCH DRX in CELL_FACH Information	not present	Rel-8
HS-DSCH DRX in CELL_FACH Information 1.28 Mcps TDD	not present	Rel-8

Contents of System Information Block type 5 for cell No.31 (1.28 Mcps TDD)

- SIB6 indicator	FALSE
- PICH Power offset	0 dB
- CHOICE Mode	TDD
- PUSCH system information	Not Present
- PUSCH system information VHCR	Not Present
- PDSCH system information	Not Present
- TDD open loop power control	(MP - but treated as if not received by UE)
- Primary CCPCH Tx Power	30 dbm
- CHOICE <i>TDD option</i>	1.28 Mcps TDD
- Primary CCPCH info	Not Present
- PRACH system information list	(MP - but treated as if not received by UE)
- PRACH system information	
- PRACH info	
- CHOICE <i>mode</i>	TDD
- CHOICE <i>TDD option</i>	1.28 Mcps TDD
- SYNC_UL info	
- SYNC_UL codes bitmap	"11111111"
- UL Target SIR	10 dB
- Power Ramping Step	3 dB
- Max SYNC_UL Transmissions	8
- Mmax	32
- PRACH definition	
- Timeslot number	
- CHOICE TDD option	1.28 Mcps TDD
- Timeslot number	1
- PRACH Channelisation Code	
- Channelisation Code List	
- Channelisation Code	(8/1)
- Midamble Shift and burst type	
- CHOICE TDD option	1.28 Mcps TDD
- Midamble Allocation Mode	Default midamble
- Midamble configuration	8
- Midamble Shift	Not present
- FPACH info	
- Timeslot number	6
- Channelisation code	(16/16)
- Midamble Shift and burst type	
- CHOICE TDD option	1.28 Mcps TDD
- Midamble Allocation Mode	Common Midamble
- Midamble configuration	8
- Midamble Shift	Not present
- WT	4
- Transport channel Identity	15
- RACH TFS	
- CHOICE Transport channel type	Common transport channels
- Dynamic Transport format information	
- RLC size	16
- Number of TBs and TTI List	
- Number of Transport blocks	0
- CHOICE <i>mode</i>	TDD
- Transmission Time Interval	Not Present
- CHOICE Logical channel List	ALL
- Semi-static Transport Format information	
- Transmission time interval	10
- Type of channel coding	No coding
- Coding Rate	Not Present
- Rate matching attribute	1
- CRC size	0
- Additional RACH TFS for CCCH	Not present
- RACH TFCS	Not present
- Additional RACH TFCS for CCCH	Not present
- PRACH partitioning	
- Access Service Class	
- ASC Settings	Not Present (Default all)
- Persistence scaling factors	Not Present

- AC-to-ASC mapping	
- AC-to-ASC mapping table	
- AC-to-ASC mapping	6 (AC0-9)
- AC-to-ASC mapping	5 (AC10)
- AC-to-ASC mapping	4 (AC11)
- AC-to-ASC mapping	3 (AC12)
- AC-to-ASC mapping	2 (AC13)
- AC-to-ASC mapping	1 (AC14)
- AC-to-ASC mapping	0 (AC15)
- CHOICE <i>mode</i>	TDD (no data)
- Secondary CCPCH system information	(MP - but treated as if not received by UE)
- Secondary CCPCH system information list	(MP - but treated as if not received by UE)
- Secondary CCPCH info	
- CHOICE <i>mode</i>	1.28 Mcps TDD or 3.84 Mcps TDD
- Offset	0
- Common timeslot info	
- 2 nd interleaving mode	Not Present (MD "Frame")
- TFCI coding	Not Present (MD)
- Puncturing limit	1.0
- Repetition period	Not Present (MD "1")
- Repetition length	Not present (empty)
- Individual timeslot info	
- CHOICE <i>TDD option</i>	1.28 Mcps TDD
- Timeslot number	1
- TFCI existence	FALSE
- Midamble Shift and burst type	
- CHOICE <i>TDD option</i>	1.28 Mcps TDD
- Midamble Allocation Mode	Default midamble
- Midamble configuration	16
- CHOICE <i>TDD option</i>	1.28 Mcps TDD
- Modulation	QPSK
- SS-TPC Symbols	1
- Code List	
- Channelisation Code	16/1
- TFCS	Not Present
- FACH/PCH information list	Not Present
- PICH info	Not Present
- MCCH configuration information	Not Present
- CBS DRX Level 1 information	Not Present
- Frequency band indicator	Not Present
- Frequency band indicator 2	Not Present
- HSDPA cell Indicator	Not Present (Default 'HSDPA capability not indicated')
- E-DCH cell Indicator	Not Present (Default 'E-DCH capability not indicated')
- Secondary CCPCH system information MBMS	
- Secondary CCPCH system information	
- Secondary CCPCH info MBMS	
- CHOICE <i>mode</i>	1.28 Mcps TDD
- Common timeslot info MBMS	
- 2 nd interleaving mode	Frame
- TFCI coding	Reference clause 6.11 "Parameter Set"
- Puncturing limit	Reference clause 6.11 "Parameter Set"
- Downlink Timeslots and Codes	
- First Individual timeslot info	
- Timeslot number	
- CHOICE <i>TDD option</i>	1.28 Mcps TDD
- Timeslot number	0
- TFCI existence	FALSE
- Midamble Shift and burst type	
- CHOICE <i>TDD option</i>	1.28 Mcps TDD
- Midamble Allocation Mode	Default midamble
- Midamble configuration	16
- CHOICE <i>TDD option</i>	1.28 Mcps TDD
- Modulation	QPSK
- SS-TPC Symbols	1
- First timeslot channelisation codes	
- CHOICE <i>codes representation</i>	Reference clause 5.5.2 "Downlink physical channels code allocation for Signalling"
- CHOICE <i>more timeslots</i>	No more timeslots

<ul style="list-style-type: none"> - no data - MBSFN Special Time Slot - Modulation 	<p>TS7 QPSK</p>
<ul style="list-style-type: none"> - TFCS - CHOICE <i>TFCI signalling</i> - TFCI Field 1 information - CHOICE <i>TFCS representation</i> - TFCS complete reconfiguration information - CHOICE <i>CTFC Size</i> - CTFC information - 2bit CTFC - Power offset information - CTFC information - 2bit CTFC - Power offset information - CTFC information - 2bit CTFC - Power offset information - CTFC information - 2bit CTFC - Power offset information 	<p>Normal TFCI signalling</p> <p>Complete reconfiguration</p> <p>2 bit</p> <p>0</p> <p>Not Present</p> <p>1</p> <p>Not Present</p> <p>2</p> <p>Not Present</p> <p>3</p> <p>Not Present</p>
<ul style="list-style-type: none"> - FACH carrying MCCH - TFS - CHOICE <i>Transport channel type</i> - Dynamic Transport Format Information - RLC Size - Number of TBs and TTI List - Number of Transport blocks - CHOICE <i>mode</i> - Transmission Time Interval - CHOICE <i>Logical Channel List</i> - no data - Semi-static Transport Format information - Transmission time interval - Type of channel coding - Coding Rate - Rate matching attribute - CRC size - MCCH configuration information - Access Info Period coefficient - Repetition Period coefficient - Modification period coefficient - RLC info - DL UM RLC LI size - DL Duplication Avoidance and Reordering info - DL Out of sequence delivery info - Timer_OSD - Window size OSD - TCTF presence - FACH carrying MTCH list - Scheduling information - CHOICE <i>mode</i> - no data - TDD MBSFN information - Time slot list - Timeslot Number - CHOICE <i>TDD option</i> - Timeslot number - Cell parameters ID - Timeslot Number - CHOICE <i>TDD option</i> - Timeslot number - Cell parameters ID 	<p>Common transport channels</p> <p>Reference clause 6.11 "Parameter Set"</p> <p>Reference clause 6.11 "Parameter Set"</p> <p>Reference clause 6.10 "Parameter Set"</p> <p>TDD</p> <p>Not Present</p> <p>ALL</p> <p>Reference clause 6.11 "Parameter Set"</p> <p>Turbo</p> <p>Not Present</p> <p>Reference clause 6.11 "Parameter Set"</p> <p>Reference clause 6.11 "Parameter Set"</p> <p>Reference clause 11.1.1 "MCCH configuration parameters"</p> <p>Reference clause 11.1.1 "MCCH configuration parameters"</p> <p>Reference clause 11.1.1 "MCCH configuration parameters"</p> <p>7</p> <p>Not Present</p> <p>Not Present</p> <p>48</p> <p>FALSE</p> <p>Not Present</p> <p>Not Present</p> <p>TDD</p> <p>(This list describes all Timeslots (0...6) in the frame)</p> <p>1.28 Mcps TDD</p> <p>0</p> <p>1</p> <p>(Repeated for each Timeslot (1...6))</p> <p>1.28 Mcps TDD</p> <p>(1...6)</p> <p>5 (Repeated for each Timeslot (1...6))</p>

Contents of System Information Block type 5 for cell No.31 (7.68 Mcps TDD)

- SIB6 indicator	FALSE
- PICH Power offset	0 dB
- CHOICE Mode	TDD
- PUSCH system information	Not Present
- PUSCH system information VHCR	Not Present
- PDSCH system information	Not Present
- TDD open loop power control	
- Primary CCPCH Tx Power	30 dbm
- CHOICE TDD option	7.68 Mcps TDD
- Alpha	Not Present
- PRACH Constant Value	-10
- DPCH Constant Value	-10
- PUSCH Constant Value	Not Present
- UE positioning related parameters	Not Present
- Primary CCPCH info	Not Present
- PRACH system information list	
- PRACH system information	
- PRACH info	
- CHOICE mode	TDD
- CHOICE TDD option	7.68 Mcps TDD
- Timeslot number	14
- PRACH Channelisation Code List VHCR	
- CHOICE SF	SF16
- Channelisation Code List	
- Channelisation Code	16/1
- PRACH Midamble	Direct
- PNBSCH allocation	Not Present
- Transport channel Identity	15
- RACH TFS	
- CHOICE Transport channel type	Common transport channels
- Dynamic Transport format information	
- RLC size	16
- Number of TBs and TTI List	
- Number of Transport blocks	0
- CHOICE Mode	TDD
- Transmission Time Interval	Not Present
- CHOICE Logical channel List	ALL
- Semi-static Transport Format information	
- Transmission time interval	10
- Type of channel coding	No coding
- Coding Rate	Not Present
- Rate matching attribute	1
- CRC size	0
- Additional RACH TFS for CCCH	Not present
- RACH TFCS	Not present
- Additional RACH TFCS for CCCH	Not present
- Persistence scaling factors	Not Present
- AC-to-ASC mapping	
- AC-to-ASC mapping table	
- AC-to-ASC mapping	6 (AC0-9)
- AC-to-ASC mapping	5 (AC10)
- AC-to-ASC mapping	4 (AC11)
- AC-to-ASC mapping	3 (AC12)
- AC-to-ASC mapping	2 (AC13)
- AC-to-ASC mapping	1 (AC14)
- AC-to-ASC mapping	0 (AC15)
- CHOICE mode	TDD (no data)
- Secondary CCPCH system information	(MP - but treated as if not received by UE)
- Secondary CCPCH system information list	(MP - but treated as if not received by UE)
- Secondary CCPCH info	
- CHOICE mode	7.68 Mcps TDD
- Offset	0
- Common timeslot info	
- 2 nd interleaving mode	Not Present (MD "Frame")
- TFCI coding	Not Present (MD)
- Puncturing limit	1.0
- Repetition period	Not Present (MD "1")
- Repetition length	Not present (empty)

<ul style="list-style-type: none"> - Individual timeslot info - CHOICE TDD option - Timeslot number - TFCI existence - Midamble Shift and burst type - CHOICE <i>TDD option</i> <ul style="list-style-type: none"> - CHOICE Burst Type - no data - CHOICE <i>TDD option</i> <ul style="list-style-type: none"> - no data - Code List <ul style="list-style-type: none"> - Channelisation Code - TFCS <ul style="list-style-type: none"> - CHOICE <i>TFCS signalling</i> <ul style="list-style-type: none"> - TFCI Field 1 information - CHOICE <i>TFCS representation</i> <ul style="list-style-type: none"> - TFCS complete reconfiguration information - CHOICE <i>CTFC Size</i> <ul style="list-style-type: none"> - CTFC information - 2 bit CTFC - Power offset information - FACH/PCH information - TFS <ul style="list-style-type: none"> - CHOICE <i>Transport channel type</i> <ul style="list-style-type: none"> - Dynamic Transport format information - RLC Size 	<p>7.68 Mcps TDD 1 FALSE</p> <p>7.68 Mcps TDD MBSFN Burst Type</p> <p>7.68 Mcps TDD</p> <p>32/1 (MP - but treated as if not received by UE) Normal TFCI signalling</p> <p>Complete reconfiguration</p> <p>2 bit CTFC</p> <p>0 Not Present (MP - but treated as if not received by UE) (PCH)</p> <p>Common transport channels</p> <p>16</p>
<ul style="list-style-type: none"> - Number of TBs and TTI List - Number of Transport blocks - CHOICE <i>mode</i> <ul style="list-style-type: none"> - Transmission Time Interval - CHOICE Logical channel List - Semi-static Transport Format information <ul style="list-style-type: none"> - Transmission time interval - Type of channel coding - Coding Rate - Rate matching attribute - CRC size - Transport channel Identity - CTCH indicator - PICH info - MCCH configuration information - CBS DRX Level 1 information - Frequency band indicator - Frequency band indicator 2 - HSDPA cell Indicator - E-DCH cell Indicator - Secondary CCPCH system information MBMS - Secondary CCPCH system information <ul style="list-style-type: none"> - Secondary CCPCH info MBMS <ul style="list-style-type: none"> - CHOICE <i>mode</i> <ul style="list-style-type: none"> - Common timeslot info MBMS <ul style="list-style-type: none"> - 2nd interleaving mode - TFCI coding - Puncturing limit - Downlink Timeslots and Codes VHCR- <ul style="list-style-type: none"> - First Individual timeslot info <ul style="list-style-type: none"> - Timeslot number - CHOICE <i>TDD option</i> <ul style="list-style-type: none"> - Timeslot number - TFCI existence - Midamble Shift and burst type - CHOICE <i>TDD option</i> <ul style="list-style-type: none"> - CHOICE <i>Burst Type</i> <ul style="list-style-type: none"> - no data - CHOICE <i>TDD option</i> <ul style="list-style-type: none"> - no data - First timeslot channelisation codes VHCR <ul style="list-style-type: none"> - CHOICE <i>codes representation</i> 	<p>0 TDD 10 ALL</p> <p>10 No coding Not Present 1 0 1 FALSE Not Present Not Present Not Present Not Present Not Present Not Present (Default 'HSDPA capability not indicated') Not Present (Default 'E-DCH capability not indicated')</p> <p>7.68 Mcps TDD</p> <p>Frame Reference clause 6.10 "Parameter Set" Reference clause 6.10 "Parameter Set"</p> <p>7.68 Mcps TDD 0 Reference clause 6.10 "Parameter Set"</p> <p>7.68 Mcps TDD MBSFN Burst Type</p> <p>7.68 Mcps TDD</p> <p>Reference clause 5.5.2 "Downlink physical channels code"</p>

<ul style="list-style-type: none"> - CHOICE <i>more timeslots</i> - no data - Modulation 	<p>allocation for Signalling" No more timeslots</p> <p>QPSK</p>
<ul style="list-style-type: none"> - TFCS - CHOICE <i>TFCI signalling</i> - TFCI Field 1 information - CHOICE <i>TFCS representation</i> - TFCS complete reconfiguration information - CHOICE <i>CTFC Size</i> - CTFC information - 2bit CTFC - Power offset information - CTFC information - 2bit CTFC - Power offset information - CTFC information - 2bit CTFC - Power offset information - CTFC information - 2bit CTFC - Power offset information 	<p>Normal TFCI signalling</p> <p>Complete reconfiguration</p> <p>2 bit</p> <p>0</p> <p>Not Present</p> <p>1</p> <p>Not Present</p> <p>2</p> <p>Not Present</p> <p>3</p> <p>Not Present</p>
<ul style="list-style-type: none"> - FACH carrying MCCH - TFS - CHOICE <i>Transport channel type</i> - Dynamic Transport Format Information - RLC Size - Number of TBs and TTI List - Number of Transport blocks - CHOICE <i>mode</i> - Transmission Time Interval - CHOICE <i>Logical Channel List</i> - no data - Semi-static Transport Format information - Transmission time interval - Type of channel coding - Coding Rate - Rate matching attribute - CRC size - MCCH configuration information - Access Info Period coefficient - Repetition Period coefficient - Modification period coefficient - RLC info - DL UM RLC LI size - DL Duplication Avoidance and Reordering info - DL Out of sequence delivery info - Timer_OSD - Window size OSD - TCTF presence - FACH carrying MTCH list - Scheduling information - CHOICE <i>mode</i> - no data - TDD MBSFN information - Time slot list - Timeslot Number - CHOICE <i>TDD option</i> - Timeslot number - Cell parameters ID - Timeslot Number - CHOICE <i>TDD option</i> - Timeslot number - Cell parameters ID 	<p>Common transport channels</p> <p>Reference clause 6.10 "Parameter Set"</p> <p>Reference clause 6.10 "Parameter Set"</p> <p>Reference clause 6.10 "Parameter Set"</p> <p>TDD</p> <p>Not Present</p> <p>ALL</p> <p>Reference clause 6.10 "Parameter Set"</p> <p>Turbo</p> <p>Not Present</p> <p>Reference clause 6.10 "Parameter Set"</p> <p>Reference clause 6.10 "Parameter Set"</p> <p>Reference clause 11.1.1 "MCCH configuration parameters"</p> <p>Reference clause 11.1.1 "MCCH configuration parameters"</p> <p>Reference clause 11.1.1 "MCCH configuration parameters"</p> <p>7</p> <p>Not Present</p> <p>Not Present</p> <p>48</p> <p>false</p> <p>Not Present</p> <p>Not Present</p> <p>TDD</p> <p>(This IE is repeated for all Timeslots (0...14) in the frame)</p> <p>7.68 Mcps TDD</p> <p>0</p> <p>1</p> <p>(Repeated for each Timeslot (1...14)</p> <p>7.68 Mcps TDD</p> <p>(1...14)</p> <p>5 (Repeated for each Timeslot (1...14)</p>

Contents of System Information Block type 11 for cell No.31 (FDD)

<ul style="list-style-type: none"> - SIB 12 Indicator - FACH measurement occasion info - Measurement control system information - Use of HCS - Cell selection and reselection quality measureCell - Intra-frequency measurement system information - Intra-frequency measurement identity - Intra-frequency cell info list - CHOICE <i>intra-frequency cell removal</i> - New intra-frequency cells - Intra-frequency cell id - Cell info - Cell individual offset - Reference time difference to cell - Read SFN Indicator - CHOICE <i>mode</i> - Primary CCPCH info - Primary scrambling code - Primary CCPCH TX power - TX Diversity indicator - Cell Selection and Re-selection info 	<p>FALSE Not Present</p> <p>Not used CPICH RSCP</p> <p>Not Present</p> <p>Not present</p> <p>31</p> <p>Not present (MD) Absence of this IE is equivalent to default value 0 dB</p> <p>Not Present FALSE FDD</p> <p>Refer to clause titled "Default settings for cell No.31 (FDD)" in clause 6.1.4.4</p> <p>Not Present FALSE Not Present (The IE shall be absent as this is the serving cell)</p>
<ul style="list-style-type: none"> - Intra-frequency cell id - Cell info - Cell individual offset - Reference time difference to cell - Read SFN Indicator - CHOICE <i>mode</i> - Primary CCPCH info - Primary scrambling code - Primary CCPCH TX power - TX Diversity indicator - Cell Selection and Re-selection info 	<p>32</p> <p>Not present (MD) Absence of this IE is equivalent to default value 0 dB</p> <p>Not Present FALSE FDD</p> <p>Refer to clause titled "Default settings for cell No.32 (FDD)" in clause 6.1.4.4</p> <p>Not Present FALSE Not Present (The IE shall be absent as this is the serving cell)</p>
<ul style="list-style-type: none"> - Intra-frequency cell id - Cell info - Intra-frequency cell id - Cell info 	<p>37</p> <p>Same content as specified for intra-frequency cell id=32 with the exception that value for Cell Parameters ID shall be according to clause titled "Default settings for cell No.37 (FDD)" in clause 6.1.4.4</p> <p>38</p> <p>Same content as specified for intra-frequency cell id=32 with the exception that value for Cell Parameters ID shall be according to clause titled "Default settings for cell No.38 (FDD)" in clause 6.1.4.4</p>
<ul style="list-style-type: none"> - Cells for measurement - Intra-frequency measurement quantity - Intra-frequency reporting quantity for RACH Reporting - Maximum number of reported cells on RACH - Reporting information for state CELL_DCH - Inter-frequency measurement system information - Inter-RAT measurement system information - Traffic volume measurement system information - MBSFN frequency list 	<p>Not Present Not Present Not Present</p> <p>Not Present Not Present Not Present Not Present Not Present Not Present</p>

Contents of System Information Block type 11 for cell No.31 (3.84 Mcps and 7.68 Mcps TDD)

<ul style="list-style-type: none"> - SIB 12 Indicator - FACH measurement occasion info - Measurement control system information - Use of HCS - Cell selection and reselection quality measureCell - Intra-frequency measurement system information 	<p>FALSE Not Present</p> <p>Not used CPICH RSCP</p>
--	---

<ul style="list-style-type: none"> - Intra-frequency measurement identity - Intra-frequency cell info list - CHOICE <i>intra-frequency cell removal</i> - New intra-frequency cells - Intra-frequency cell id - Cell info - Cell individual offset - Reference time difference to cell - Read SFN Indicator - CHOICE <i>mode</i> - Primary CCPCH info - CHOICE <i>mode</i> - CHOICE <i>TDD option</i> - CHOICE <i>SyncCase</i> - Cell parameters ID - SCTD indicator - Primary CCPCH TX power - Timeslot list - Cell Selection and Re-selection info 	<p>Not Present</p> <p>Not present</p> <p>31</p> <p>Not present (MD)</p> <p>Not Present</p> <p>FALSE</p> <p>TDD</p> <p>TDD</p> <p>3.84 and 7.68 Mcps TDD</p> <p>Not Present</p> <p>Refer to clause titled "Default settings for cell No.31 (3.84/7.68 Mcps TDD)" in clause 6.1.4.4</p> <p>FALSE</p> <p>Not Present</p> <p>Not Present</p> <p>Not Present</p> <p>(The IE shall be absent as this is the serving cell)</p>
<ul style="list-style-type: none"> - Intra-frequency cell id - Cell info - Cell individual offset - Reference time difference to cell - Read SFN Indicator - CHOICE <i>mode</i> - Primary CCPCH info - CHOICE <i>mode</i> - CHOICE <i>TDD option</i> - CHOICE <i>SyncCase</i> - Cell parameters ID - Primary CCPCH TX power - Timeslot list - Cell Selection and Re-selection info - Intra-frequency cell id - Cell info - Intra-frequency cell id - Cell info 	<p>32</p> <p>Not present (MD)</p> <p>Not Present</p> <p>FALSE</p> <p>TDD</p> <p>TDD</p> <p>3.84 and 7.68 Mcps TDD</p> <p>Not Present</p> <p>Refer to clause titled "Default settings for cell No.32 (3.84/7.68 Mcps TDD)" in clause 6.1.4.4</p> <p>Not Present</p> <p>Not Present</p> <p>Not Present</p> <p>37</p> <p>Same content as specified for intra-frequency cell id=32 with the exception that value for Cell Parameters ID shall be according to clause titled "Default settings for cell No.37 (3.84/7.68 Mcps TDD)" in clause 6.1.4.4</p> <p>38</p> <p>Same content as specified for intra-frequency cell id=32 with the exception that value for Cell Parameters ID shall be according to clause titled "Default settings for cell No.38 (3.84/7.68 Mcps TDD)" in clause 6.1.4.4</p>
<ul style="list-style-type: none"> - Cells for measurement - Intra-frequency measurement quantity - Intra-frequency reporting quantity for RACH Reporting - Maximum number of reported cells on RACH - Reporting information for state CELL_DCH - Inter-frequency measurement system information - Inter-RAT measurement system information - Traffic volume measurement system information - MBSFN frequency list 	<p>Not Present</p> <p>Not Present</p> <p>Not Present</p> <p>Not Present</p> <p>Not Present</p> <p>Not Present</p> <p>Not Present</p> <p>Not Present</p> <p>Not Present</p>

Contents of System Information Block type 11 for cell No.31 (3.84 Mcps TDD IMB)

- SIB 12 Indicator	FALSE
- FACH measurement occasion info	Not Present
- Measurement control system information	
- Use of HCS	Not used
- Cell selection and reselection quality measureCell	CPICH RSCP

- Intra-frequency measurement system information	Not present
- Inter-frequency measurement system information	Not Present
- Inter-RAT measurement system information	Not Present
- Traffic volume measurement system information	Not Present
- MBSFN frequency list	Not Present-

Contents of System Information Block type 11 for cell No.31 (1.28 Mcps TDD)

<ul style="list-style-type: none"> - SIB 12 Indicator - FACH measurement occasion info - Measurement control system information - Use of HCS - Cell selection and reselection quality measureCell - Intra-frequency measurement system information - Intra-frequency measurement identity - Intra-frequency cell info list - CHOICE <i>intra-frequency cell removal</i> - New intra-frequency cells - Intra-frequency cell id - Cell info - Cell individual offset - Reference time difference to cell - Read SFN Indicator - CHOICE <i>mode</i> - Primary CCPCH info - CHOICE <i>mode</i> - CHOICE <i>TDD option</i> - TSTD indicator - Cell parameters ID - SCTD indicator - Primary CCPCH TX power - Timeslot list - Cell Selection and Re-selection info 	<p>FALSE Not Present Not used CPICH RSCP Not Present Not present 31 Not present (MD) Not Present FALSE TDD TDD 1.28 Mcps TDD FALSE Refer to clause titled "Default settings for cell No.31 (1.28 Mcps TDD)" in clause 6.1.4.4 FALSE Not Present Not Present Not Present (The IE shall be absent as this is the serving cell)</p>
<ul style="list-style-type: none"> - Intra-frequency cell id - Cell info - Cell individual offset - Reference time difference to cell - Read SFN Indicator - CHOICE <i>mode</i> - Primary CCPCH info - CHOICE <i>mode</i> - CHOICE <i>TDD option</i> - TSTD indicator - Cell parameters ID - Primary CCPCH TX power - Timeslot list - Cell Selection and Re-selection info - Intra-frequency cell id - Cell info - Intra-frequency cell id - Cell info 	<p>32 Not present (MD) Not Present FALSE TDD TDD 1.28 Mcps TDD FALSE Refer to clause titled "Default settings for cell No.32 (1.28 Mcps TDD)" in clause 6.1.4.4 Not Present Not Present Not Present 37 Same content as specified for intra-frequency cell id=32 with the exception that value for Cell Parameters ID shall be according to clause titled "Default settings for cell No.37 (1.28 Mcps TDD)" in clause 6.1.4.4 38 Same content as specified for intra-frequency cell id=32 with the exception that value for Cell Parameters ID shall be according to clause titled "Default settings for cell No.38 (1.28 Mcps TDD)" in clause 6.1.4.4</p>
<ul style="list-style-type: none"> - Cells for measurement - Intra-frequency measurement quantity - Intra-frequency reporting quantity for RACH Reporting - Maximum number of reported cells on RACH 	<p>Not Present Not Present Not Present Not Present</p>

- Reporting information for state CELL_DCH	Not Present
- Inter-frequency measurement system information	Not Present
- Inter-RAT measurement system information	Not Present
- Traffic volume measurement system information	Not Present
- MBSFN frequency list	Not Present

Cell No.32

The contents of SYSTEM INFORMATION BLOCK TYPE 3, 5 and 11 messages for cell No.32 are identical to those of cell No.31 with the following exceptions.

Cell identity	0000 0000 0000 0000 0000 0010 0000B
---------------	-------------------------------------

Default settings for cell No.32 (FDD)

Downlink input level	Reference clause 6.10 "Parameter Set"
Uplink output power	Minimum supported by the UE's power class.
PCCPCH/PCPICH carrier number	Reference clause 6.10 "Parameter Set"
Cell Channel Description	
- Primary CPICH info	
- Primary scrambling code	170

Default settings for cell No.32 (TDD)

Downlink input level	Reference clause 6.1.6
PCCPCH/PCPICH carrier number	Reference clause 5.1.2
Cell Channel Description	
- Primary CCPCH info	
- Cell parameters ID	9

Default settings for cell No.31 (3.84 Mcps TDD IMB)

Downlink input level	Reference clause 6.1.6.1 " Reference Radio Conditions (3.84 Mcps TDD IMB)"
PCCPCH/PCPICH carrier number	Reference clause 5.1.2
Cell Channel Description	
- Primary CPICH info	
- Primary scrambling code	256

Contents of System Information Block type 5 for cell No.32 (FDD)

FFS

Contents of System Information Block type 5 for cell No.32 (3.84 Mcps TDD)

- TDD MBSFN information	
- Time slot list	(This list describes all Timeslots (0...14) in the frame)
- Timeslot Number	
- CHOICE <i>TDD option</i>	3.84 Mcps TDD
- Timeslot number	0
- Cell parameters ID	9
- Timeslot Number	(Repeated for each Timeslot (1...14))
- CHOICE <i>TDD option</i>	3.84 Mcps TDD
- Timeslot number	(1...14)
- Cell parameters ID	5 (Repeated for each Timeslot (1...14))

Contents of System Information Block type 5 for cell No.32 (1.28 Mcps TDD)

- TDD MBSFN information	
- Time slot list	(This list describes all Timeslots (0...6) in the frame)
- Timeslot Number	

- CHOICE <i>TDD option</i>	1.28 Mcps TDD
- Timeslot number	0
- Cell parameters ID	9
- Timeslot Number	(Repeated for each Timeslot (1...6))
- CHOICE <i>TDD option</i>	1.28 Mcps TDD
- Timeslot number	(1...6)
- Cell parameters ID	5 (Repeated for each Timeslot (1...6))

Contents of System Information Block type 5 for cell No.32 (7.68 Mcps TDD)

- TDD MBSFN information	
- Time slot list	(This list describes all Timeslots (0...14) in the frame)
- Timeslot Number	
- CHOICE <i>TDD option</i>	7.68 Mcps TDD
- Timeslot number	0
- Cell parameters ID	9
- Timeslot Number	(Repeated for each Timeslot (1...14))
- CHOICE <i>TDD option</i>	7.68 Mcps TDD
- Timeslot number	(1...14)
- Cell parameters ID	5 (Repeated for each Timeslot (1...14))

Contents of System Information Block type 11 for cell No.32 (FDD)

- Intra-frequency measurement system information	
.....	
- New intra-frequency cells	
- Intra-frequency cell id	32
- Cell info	Same content as specified for Intra-frequency cell id=31 (serving cell) in SIB11 for Cell 31 in clause 6.1.4.4 with the exception that value for Cell parameters ID shall be according to clause titled "Default settings for cell No.32 (FDD)" in clause 6.1.4.4
- Intra-frequency cell id	31
- Cell info	Same content as specified for intra-frequency cell id=32 (neighbour cell) in SIB11 for Cell 31 in clause 6.1.4.4 with the exception that value for Cell Parameters ID shall be according to clause titled "Default settings for cell No.31 (FDD)" in clause 6.1.4.4
- Intra-frequency cell id	37
- Cell info	Same content as specified for intra-frequency cell id=32 (neighbour cell) in SIB11 for Cell 31 in clause 6.1.4.4 with the exception that value for Cell Parameters ID shall be according to clause titled "Default settings for cell No.37 (FDD)" in clause 6.1.4.4
- Intra-frequency cell id	38
- Cell info	Same content as specified for intra-frequency cell id=32 (neighbour cell) in SIB11 for Cell 31 in clause 6.1.4.4 with the exception that value for Cell Parameters ID shall be according to clause titled "Default settings for cell No.38 (FDD)" in clause 6.1.4.4

Contents of System Information Block type 11 for cell No.32 (3.84 Mcps and 7.68 Mcps TDD)

- Intra-frequency measurement system information	
.....	
- New intra-frequency cells	
- Intra-frequency cell id	32
- Cell info	Same content as specified for Intra-frequency cell id=31 (serving cell) in SIB11 for Cell 31 in clause 6.1.4.4 with the exception that value for Cell parameters ID shall be according to clause titled "Default settings for cell No.32 (3.84/7.68 Mcps TDD)" in clause 6.1.4.4
- Intra-frequency cell id	31

- Cell info	Same content as specified for intra-frequency cell id=32 (neighbour cell) in SIB11 for Cell 31 in clause 6.1.4.4 with the exception that value for Cell Parameters ID shall be according to clause titled "Default settings for cell No.31 (3.84/7.68 Mcps TDD)" in clause 6.1.4.4
- Intra-frequency cell id	37
- Cell info	Same content as specified for intra-frequency cell id=32 (neighbour cell) in SIB11 for Cell 31 in clause 6.1.4.4 with the exception that value for Cell Parameters ID shall be according to clause titled "Default settings for cell No.37 (3.84/7.68 Mcps TDD)" in clause 6.1.4.4
- Intra-frequency cell id	38
- Cell info	Same content as specified for intra-frequency cell id=32 (neighbour cell) in SIB11 for Cell 31 in clause 6.1.4.4 with the exception that value for Cell Parameters ID shall be according to clause titled "Default settings for cell No.38 (3.84/7.68 Mcps TDD)" in clause 6.1.4.4

Contents of System Information Block type 11 for cell No.32 (1.28 Mcps TDD)

- Intra-frequency measurement system information	
....	
- New intra-frequency cells	
- Intra-frequency cell id	32
- Cell info	Same content as specified for Intra-frequency cell id=31 (serving cell) in SIB11 for Cell 31 in clause 6.1.4.4 with the exception that value for Cell parameters ID shall be according to clause titled "Default settings for cell No.32 (1.28 Mcps TDD)" in clause 6.1.4.4
- Intra-frequency cell id	31
- Cell info	Same content as specified for intra-frequency cell id=32 (neighbour cell) in SIB11 for Cell 31 in clause 6.1.4.4 with the exception that value for Cell Parameters ID shall be according to clause titled "Default settings for cell No.31 (1.28 Mcps TDD)" in clause 6.1.4.4
- Intra-frequency cell id	37
- Cell info	Same content as specified for intra-frequency cell id=32 (neighbour cell) in SIB11 for Cell 31 in clause 6.1.4.4 with the exception that value for Cell Parameters ID shall be according to clause titled "Default settings for cell No.37 (1.28 Mcps TDD)" in clause 6.1.4.4
- Intra-frequency cell id	38
- Cell info	Same content as specified for intra-frequency cell id=32 (neighbour cell) in SIB11 for Cell 31 in clause 6.1.4.4 with the exception that value for Cell Parameters ID shall be according to clause titled "Default settings for cell No.38 (1.28 Mcps TDD)" in clause 6.1.4.4

Cell No.33

The contents of SYSTEM INFORMATION BLOCK TYPE 3, 5 and 11 messages for cell No.33 are identical to those of cell No.31 with the following exceptions.

Cell identity	0000 0000 0000 0000 0000 0010 0001B
---------------	-------------------------------------

Default settings for cell No.33 (FDD)

Downlink input level	Reference clause 6.10 "Parameter Set"
Uplink output power	Minimum supported by the UE's power class.
PCCPCH/PCPICH carrier number	Reference clause 6.10 "Parameter Set"
Cell Channel Description	
- Primary CPICH info	
- Primary scrambling code	220

Default settings for cell No.33 (TDD)

Downlink input level	Reference clause 6.1.6
PCCPCH/PCPICH carrier number	Reference clause 5.1.2
Cell Channel Description	
- Primary CCPCH info	
- Cell parameters ID	126

Default settings for cell No.33 (3.84 Mcps TDD IMB)

Downlink input level	Reference clause 6.1.6.1 " Reference Radio Conditions (3.84 Mcps TDD IMB)"
PCCPCH/PCPICH carrier number	Reference clause 5.1.2
Cell Channel Description	
- Primary CPICH info	
- Primary scrambling code	384

Contents of System Information Block type 5 for cell No.33 (FDD)

FFS

Contents of System Information Block type 5 for cell No.33 (3.84 Mcps and 7.68 Mcps TDD)

- TDD MBSFN information	
- Time slot list	
- Timeslot Number	
- CHOICE <i>TDD option</i>	3.84 Mcps TDD or 7.68 Mcps TDD (as appropriate)
- Timeslot number	0
- Cell parameters ID	126
- Timeslot Number	
- CHOICE <i>TDD option</i>	3.84 Mcps TDD or 7.68 Mcps TDD (as appropriate)
- Timeslot number	1
- Cell parameters ID	122
- Timeslot Number	
- CHOICE <i>TDD option</i>	3.84 Mcps TDD or 7.68 Mcps TDD (as appropriate)
- Timeslot number	2
- Cell parameters ID	122
- Timeslot Number	
- CHOICE <i>TDD option</i>	3.84 Mcps TDD or 7.68 Mcps TDD (as appropriate)
- Timeslot number	3
- Cell parameters ID	122
- Timeslot Number	
- CHOICE <i>TDD option</i>	3.84 Mcps TDD or 7.68 Mcps TDD (as appropriate)
- Timeslot number	4
- Cell parameters ID	126
- Timeslot Number	
- CHOICE <i>TDD option</i>	3.84 Mcps TDD or 7.68 Mcps TDD (as appropriate)
- Timeslot number	5
- Cell parameters ID	126
- Timeslot Number	
- CHOICE <i>TDD option</i>	3.84 Mcps TDD or 7.68 Mcps TDD (as appropriate)
- Timeslot number	6
- Cell parameters ID	126
- Timeslot Number	
- CHOICE <i>TDD option</i>	3.84 Mcps TDD or 7.68 Mcps TDD (as appropriate)
- Timeslot number	7
- Cell parameters ID	126
- Timeslot Number	
- CHOICE <i>TDD option</i>	3.84 Mcps TDD or 7.68 Mcps TDD (as appropriate)
- Timeslot number	8
- Cell parameters ID	122
- Timeslot Number	
- CHOICE <i>TDD option</i>	3.84 Mcps TDD or 7.68 Mcps TDD (as appropriate)
- Timeslot number	9

- Cell parameters ID	122
- Timeslot Number	
- CHOICE <i>TDD option</i>	3.84 Mcps TDD or 7.68 Mcps TDD (as appropriate)
- Timeslot number	10
- Cell parameters ID	122
- Timeslot Number	
- CHOICE <i>TDD option</i>	3.84 Mcps TDD or 7.68 Mcps TDD (as appropriate)
- Timeslot number	11
- Cell parameters ID	126
- Timeslot Number	
- CHOICE <i>TDD option</i>	3.84 Mcps TDD or 7.68 Mcps TDD (as appropriate)
- Timeslot number	12
- Cell parameters ID	126
- Timeslot Number	
- CHOICE <i>TDD option</i>	3.84 Mcps TDD or 7.68 Mcps TDD (as appropriate)
- Timeslot number	13
- Cell parameters ID	126
- Timeslot Number	
- CHOICE <i>TDD option</i>	3.84 Mcps TDD or 7.68 Mcps TDD (as appropriate)
- Timeslot number	14
- Cell parameters ID	126

Contents of System Information Block type 5 for cell No.33 (1.28 Mcps TDD)

- TDD MBSFN information	
- Time slot list	
- Timeslot Number	
- CHOICE <i>TDD option</i>	1.28 Mcps TDD (as appropriate)
- Timeslot number	0
- Cell parameters ID	126
- Timeslot Number	
- CHOICE <i>TDD option</i>	1.28 Mcps TDD (as appropriate)
- Timeslot number	1
- Cell parameters ID	122
- Timeslot Number	
- CHOICE <i>TDD option</i>	1.28 Mcps TDD (as appropriate)
- Timeslot number	2
- Cell parameters ID	122
- Timeslot Number	
- CHOICE <i>TDD option</i>	1.28 Mcps TDD (as appropriate)
- Timeslot number	3
- Cell parameters ID	122
- Timeslot Number	
- CHOICE <i>TDD option</i>	1.28 Mcps TDD (as appropriate)
- Timeslot number	4
- Cell parameters ID	126
- Timeslot Number	
- CHOICE <i>TDD option</i>	1.28 Mcps TDD (as appropriate)
- Timeslot number	5
- Cell parameters ID	126
- Timeslot Number	
- CHOICE <i>TDD option</i>	1.28 Mcps TDD (as appropriate)
- Timeslot number	6
- Cell parameters ID	126

Contents of System Information Block type 11 for cell No.33 (FDD)

- Intra-frequency measurement system information	
....	
- New intra-frequency cells	
- Intra-frequency cell id	33

- Cell info	Same content as specified for Intra-frequency cell id=31 (serving cell) in SIB11 for Cell 31 in clause 6.1.4.4 with the exception that value for Cell parameters ID shall be according to clause titled "Default settings for cell No.33 (FDD)" in clause 6.1.4.4
- Intra-frequency cell id	34
- Cell info	Same content as specified for intra-frequency cell id=32 (neighbour cell) in SIB11 for Cell 31 in clause 6.1.4.4 with the exception that value for Cell Parameters ID shall be according to clause titled "Default settings for cell No.34 (FDD)" in clause 6.1.4.4
- Intra-frequency cell id	35
- Cell info	Same content as specified for intra-frequency cell id=32 (neighbour cell) in SIB11 for Cell 31 in clause 6.1.4.4 with the exception that value for Cell Parameters ID shall be according to clause titled "Default settings for cell No.35 (FDD)" in clause 6.1.4.4
- Intra-frequency cell id	36
- Cell info	Same content as specified for intra-frequency cell id=32 (neighbour cell) in SIB11 for Cell 31 in clause 6.1.4.4 with the exception that value for Cell Parameters ID shall be according to clause titled "Default settings for cell No.36 (FDD)" in clause 6.1.4.4

Contents of System Information Block type 11 for cell No.33 (3.84 Mcps and 7.68 Mcps TDD)

- Intra-frequency measurement system information	
....	
- New intra-frequency cells	33
- Intra-frequency cell id	Same content as specified for Intra-frequency cell id=31 (serving cell) in SIB11 for Cell 31 in clause 6.1.4.4 with the exception that value for Cell parameters ID shall be according to clause titled "Default settings for cell No.33 (3.84/7.68 Mcps TDD)" in clause 6.1.4.4
- Cell info	34
- Intra-frequency cell id	Same content as specified for intra-frequency cell id=32 (neighbour cell) in SIB11 for Cell 31 in clause 6.1.4.4 with the exception that value for Cell Parameters ID shall be according to clause titled "Default settings for cell No.34 (3.84/7.68 Mcps TDD)" in clause 6.1.4.4
- Cell info	35
- Intra-frequency cell id	Same content as specified for intra-frequency cell id=32 (neighbour cell) in SIB11 for Cell 31 in clause 6.1.4.4 with the exception that value for Cell Parameters ID shall be according to clause titled "Default settings for cell No.35 (3.84/7.68 Mcps TDD)" in clause 6.1.4.4
- Cell info	36
- Intra-frequency cell id	Same content as specified for intra-frequency cell id=32 (neighbour cell) in SIB11 for Cell 31 in clause 6.1.4.4 with the exception that value for Cell Parameters ID shall be according to clause titled "Default settings for cell No.36 (3.84/7.68 Mcps TDD)" in clause 6.1.4.4
- Cell info	

Contents of System Information Block type 11 for cell No.33 (1.28 Mcps TDD)

- Intra-frequency measurement system information	
....	
- New intra-frequency cells	33
- Intra-frequency cell id	

- Cell info	Same content as specified for Intra-frequency cell id=31 (serving cell) in SIB11 for Cell 31 in clause 6.1.4.4 with the exception that value for Cell parameters ID shall be according to clause titled "Default settings for cell No.33 (1.28 Mcps TDD)" in clause 6.1.4.4
- Intra-frequency cell id	34
- Cell info	Same content as specified for intra-frequency cell id=32 (neighbour cell) in SIB11 for Cell 31 in clause 6.1.4.4 with the exception that value for Cell Parameters ID shall be according to clause titled "Default settings for cell No.34 (1.28 Mcps TDD)" in clause 6.1.4.4
- Intra-frequency cell id	35
- Cell info	Same content as specified for intra-frequency cell id=32 (neighbour cell) in SIB11 for Cell 31 in clause 6.1.4.4 with the exception that value for Cell Parameters ID shall be according to clause titled "Default settings for cell No.35 (1.28 Mcps TDD)" in clause 6.1.4.4
- Intra-frequency cell id	36
- Cell info	Same content as specified for intra-frequency cell id=32 (neighbour cell) in SIB11 for Cell 31 in clause 6.1.4.4 with the exception that value for Cell Parameters ID shall be according to clause titled "Default settings for cell No.36 (1.28 Mcps TDD)" in clause 6.1.4.4

Cell No.34

The contents of SYSTEM INFORMATION BLOCK TYPE 3, 5 and 11 messages for cell No.34 are identical to those of cell No.31 with the following exceptions.

Cell identity	0000 0000 0000 0000 0000 0010 0010B
---------------	-------------------------------------

Default settings for cell No.34 (FDD)

Downlink input level	Reference clause 6.10 "Parameter Set"
Uplink output power	Minimum supported by the UE's power class.
PCCPCH/PCPICH carrier number	Reference clause 6.10 "Parameter Set"
Cell Channel Description	
- Primary CPICH info	
- Primary scrambling code	270

Default settings for cell No.34 (TDD)

Downlink input level	Reference clause 6.1.6
PCCPCH/PCPICH carrier number	Reference clause 5.1.2
Cell Channel Description	
- Primary CCPCH info	
- Cell parameters ID	118

Default settings for cell No.31 (3.84 Mcps TDD IMB)

Downlink input level	Reference clause 6.1.6.1 " Reference Radio Conditions (3.84 Mcps TDD IMB)"
PCCPCH/PCPICH carrier number	Reference clause 5.1.2
Cell Channel Description	
- Primary CPICH info	
- Primary scrambling code	512

Contents of System Information Block type 5 for cell No.34 (FDD)

FFS

Contents of System Information Block type 5 for cell No.34 (3.84 Mcps and 7.68 Mcps TDD)

- TDD MBSFN information	
- Time slot list	
- Timeslot Number	
- CHOICE <i>TDD option</i>	3.84 Mcps TDD or 7.68 Mcps TDD (as appropriate)
- Timeslot number	0
- Cell parameters ID	118
- Timeslot Number	
- CHOICE <i>TDD option</i>	3.84 Mcps TDD or 7.68 Mcps TDD (as appropriate)
- Timeslot number	1
- Cell parameters ID	122
- Timeslot Number	
- CHOICE <i>TDD option</i>	3.84 Mcps TDD or 7.68 Mcps TDD (as appropriate)
- Timeslot number	2
- Cell parameters ID	122
- Timeslot Number	
- CHOICE <i>TDD option</i>	3.84 Mcps TDD or 7.68 Mcps TDD (as appropriate)
- Timeslot number	3
- Cell parameters ID	122
- Timeslot Number	
- CHOICE <i>TDD option</i>	3.84 Mcps TDD or 7.68 Mcps TDD (as appropriate)
- Timeslot number	4
- Cell parameters ID	118
- Timeslot Number	
- CHOICE <i>TDD option</i>	3.84 Mcps TDD or 7.68 Mcps TDD (as appropriate)
- Timeslot number	5
- Cell parameters ID	118
- Timeslot Number	
- CHOICE <i>TDD option</i>	3.84 Mcps TDD or 7.68 Mcps TDD (as appropriate)
- Timeslot number	6
- Cell parameters ID	118
- Timeslot Number	
- CHOICE <i>TDD option</i>	3.84 Mcps TDD or 7.68 Mcps TDD (as appropriate)
- Timeslot number	7
- Cell parameters ID	118
- Timeslot Number	
- CHOICE <i>TDD option</i>	3.84 Mcps TDD or 7.68 Mcps TDD (as appropriate)
- Timeslot number	8
- Cell parameters ID	122
- Timeslot Number	
- CHOICE <i>TDD option</i>	3.84 Mcps TDD or 7.68 Mcps TDD (as appropriate)
- Timeslot number	9
- Cell parameters ID	122
- Timeslot Number	
- CHOICE <i>TDD option</i>	3.84 Mcps TDD or 7.68 Mcps TDD (as appropriate)
- Timeslot number	10
- Cell parameters ID	122
- Timeslot Number	
- CHOICE <i>TDD option</i>	3.84 Mcps TDD or 7.68 Mcps TDD (as appropriate)
- Timeslot number	11
- Cell parameters ID	118
- Timeslot Number	
- CHOICE <i>TDD option</i>	3.84 Mcps TDD or 7.68 Mcps TDD (as appropriate)
- Timeslot number	12
- Cell parameters ID	118
- Timeslot Number	
- CHOICE <i>TDD option</i>	3.84 Mcps TDD or 7.68 Mcps TDD (as appropriate)
- Timeslot number	13
- Cell parameters ID	118
- Timeslot Number	
- CHOICE <i>TDD option</i>	3.84 Mcps TDD or 7.68 Mcps TDD (as appropriate)
- Timeslot number	14
- Cell parameters ID	118

Contents of System Information Block type 5 for cell No.34 (1.28 Mcps TDD)

<ul style="list-style-type: none"> - TDD MBSFN information - Time slot list - Timeslot Number - CHOICE <i>TDD option</i> - Timeslot number - Cell parameters ID - Timeslot Number - CHOICE <i>TDD option</i> - Timeslot number - Cell parameters ID - Timeslot Number - CHOICE <i>TDD option</i> - Timeslot number - Cell parameters ID - Timeslot Number - CHOICE <i>TDD option</i> - Timeslot number - Cell parameters ID - Timeslot Number - CHOICE <i>TDD option</i> - Timeslot number - Cell parameters ID - Timeslot Number - CHOICE <i>TDD option</i> - Timeslot number - Cell parameters ID 	<ul style="list-style-type: none"> 1.28 Mcps TDD (as appropriate) 0 118 1.28 Mcps TDD (as appropriate) 1 122 1.28 Mcps TDD (as appropriate) 2 122 1.28 Mcps TDD (as appropriate) 3 122 1.28 Mcps TDD (as appropriate) 4 118 1.28 Mcps TDD (as appropriate) 5 118 1.28 Mcps TDD (as appropriate) 6 118
--	--

Contents of System Information Block type 11 for cell No.34 (FDD)

<ul style="list-style-type: none"> - Intra-frequency measurement system information - New intra-frequency cells - Intra-frequency cell id - Cell info - Intra-frequency cell id - Cell info - Intra-frequency cell id - Cell info - Intra-frequency cell id - Cell info 	<ul style="list-style-type: none"> 34 Same content as specified for Intra-frequency cell id=31 (serving cell) in SIB11 for Cell 31 in clause 6.1.4.4 with the exception that value for Cell parameters ID shall be according to clause titled "Default settings for cell No.34 (FDD)" in clause 6.1.4.4 33 Same content as specified for intra-frequency cell id=32 (neighbour cell) in SIB11 for Cell 31 in clause 6.1.4.4 with the exception that value for Cell Parameters ID shall be according to clause titled "Default settings for cell No.33 (FDD)" in clause 6.1.4.4 35 Same content as specified for intra-frequency cell id=32 (neighbour cell) in SIB11 for Cell 31 in clause 6.1.4.4 with the exception that value for Cell Parameters ID shall be according to clause titled "Default settings for cell No.35 (FDD)" in clause 6.1.4.4 36 Same content as specified for intra-frequency cell id=32 (neighbour cell) in SIB11 for Cell 31 in clause 6.1.4.4 with the exception that value for Cell Parameters ID shall be according to clause titled "Default settings for cell No.36 (FDD)" in clause 6.1.4.4
---	--

Contents of System Information Block type 11 for cell No.34 (3.84 Mcps and 7.68 Mcps TDD)

<ul style="list-style-type: none"> - Intra-frequency measurement system information 	<ul style="list-style-type: none">
---	--

<p>....</p> <ul style="list-style-type: none"> - New intra-frequency cells - Intra-frequency cell id - Cell info 	<p>34</p> <p>Same content as specified for Intra-frequency cell id=31 (serving cell) in SIB11 for Cell 31 in clause 6.1.4.4 with the exception that value for Cell parameters ID shall be according to clause titled "Default settings for cell No.34 (3.84/7.68 Mcps TDD)" in clause 6.1.4.4</p>
<ul style="list-style-type: none"> - Intra-frequency cell id - Cell info 	<p>33</p> <p>Same content as specified for intra-frequency cell id=32 (neighbour cell) in SIB11 for Cell 31 in clause 6.1.4.4 with the exception that value for Cell Parameters ID shall be according to clause titled "Default settings for cell No.33 (3.84/7.68 Mcps TDD)" in clause 6.1.4.4</p>
<ul style="list-style-type: none"> - Intra-frequency cell id - Cell info 	<p>35</p> <p>Same content as specified for intra-frequency cell id=32 (neighbour cell) in SIB11 for Cell 31 in clause 6.1.4.4 with the exception that value for Cell Parameters ID shall be according to clause titled "Default settings for cell No.35 (3.84/7.68 Mcps TDD)" in clause 6.1.4.4</p>
<ul style="list-style-type: none"> - Intra-frequency cell id - Cell info 	<p>36</p> <p>Same content as specified for intra-frequency cell id=32 (neighbour cell) in SIB11 for Cell 31 in clause 6.1.4.4 with the exception that value for Cell Parameters ID shall be according to clause titled "Default settings for cell No.36 (3.84/7.68 Mcps TDD)" in clause 6.1.4.4</p>

Contents of System Information Block type 11 for cell No.34 (1.28 Mcps TDD)

<p>- Intra-frequency measurement system information</p> <p>....</p> <ul style="list-style-type: none"> - New intra-frequency cells - Intra-frequency cell id - Cell info 	<p>34</p> <p>Same content as specified for Intra-frequency cell id=31 (serving cell) in SIB11 for Cell 31 in clause 6.1.4.4 with the exception that value for Cell parameters ID shall be according to clause titled "Default settings for cell No.34 (1.28 Mcps TDD)" in clause 6.1.4.4</p>
<ul style="list-style-type: none"> - Intra-frequency cell id - Cell info 	<p>33</p> <p>Same content as specified for intra-frequency cell id=32 (neighbour cell) in SIB11 for Cell 31 in clause 6.1.4.4 with the exception that value for Cell Parameters ID shall be according to clause titled "Default settings for cell No.33 (1.28 Mcps TDD)" in clause 6.1.4.4</p>
<ul style="list-style-type: none"> - Intra-frequency cell id - Cell info 	<p>35</p> <p>Same content as specified for intra-frequency cell id=32 (neighbour cell) in SIB11 for Cell 31 in clause 6.1.4.4 with the exception that value for Cell Parameters ID shall be according to clause titled "Default settings for cell No.35 (1.28 Mcps TDD)" in clause 6.1.4.4</p>
<ul style="list-style-type: none"> - Intra-frequency cell id - Cell info 	<p>36</p> <p>Same content as specified for intra-frequency cell id=32 (neighbour cell) in SIB11 for Cell 31 in clause 6.1.4.4 with the exception that value for Cell Parameters ID shall be according to clause titled "Default settings for cell No.36 (1.28 Mcps TDD)" in clause 6.1.4.4</p>

Cell No.35

The contents of SYSTEM INFORMATION BLOCK TYPE 3, 5 and 11 messages for cell No.35 are identical to those of cell No.31 with the following exceptions.

Cell identity	0000 0000 0000 0000 0000 0010 0011B
---------------	-------------------------------------

Default settings for cell No.35 (FDD)

Downlink input level Uplink output power PCCPCH/PCPICH carrier number Cell Channel Description - Primary CPICH info - Primary scrambling code	Reference clause 6.10 "Parameter Set" Minimum supported by the UE's power class. Reference clause 6.10 "Parameter Set" 320
--	---

Default settings for cell No.35 (TDD)

Downlink input level PCCPCH/PCPICH carrier number Cell Channel Description - Primary CCPCH info - Cell parameters ID	Reference clause 6.1.6 Reference clause 5.1.2 110
--	---

Default settings for cell No.31 (3.84 Mcps TDD IMB)

Downlink input level PCCPCH/PCPICH carrier number Cell Channel Description - Primary CPICH info - Primary scrambling code	Reference clause 6.1.6.1 " Reference Radio Conditions (3.84 Mcps TDD IMB)" Reference clause 5.1.2 640
---	---

Contents of System Information Block type 5 for cell No.35 (FDD)

FFS

Contents of System Information Block type 5 for cell No.35 (3.84 Mcps and 7.68 Mcps TDD)

- TDD MBSFN information	
- Time slot list	
- Timeslot Number	
- CHOICE <i>TDD option</i>	3.84 Mcps TDD or 7.68 Mcps TDD (as appropriate)
- Timeslot number	0
- Cell parameters ID	110
- Timeslot Number	
- CHOICE <i>TDD option</i>	3.84 Mcps TDD or 7.68 Mcps TDD (as appropriate)
- Timeslot number	1
- Cell parameters ID	122
- Timeslot Number	
- CHOICE <i>TDD option</i>	3.84 Mcps TDD or 7.68 Mcps TDD (as appropriate)
- Timeslot number	2
- Cell parameters ID	122
- Timeslot Number	
- CHOICE <i>TDD option</i>	3.84 Mcps TDD or 7.68 Mcps TDD (as appropriate)
- Timeslot number	3
- Cell parameters ID	122
- Timeslot Number	
- CHOICE <i>TDD option</i>	3.84 Mcps TDD or 7.68 Mcps TDD (as appropriate)
- Timeslot number	4
- Cell parameters ID	110
- Timeslot Number	
- CHOICE <i>TDD option</i>	3.84 Mcps TDD or 7.68 Mcps TDD (as appropriate)
- Timeslot number	5
- Cell parameters ID	110
- Timeslot Number	
- CHOICE <i>TDD option</i>	3.84 Mcps TDD or 7.68 Mcps TDD (as appropriate)
- Timeslot number	6
- Cell parameters ID	110
- Timeslot Number	
- CHOICE <i>TDD option</i>	3.84 Mcps TDD or 7.68 Mcps TDD (as appropriate)
- Timeslot number	7

- Cell parameters ID	110
- Timeslot Number	
- CHOICE <i>TDD option</i>	3.84 Mcps TDD or 7.68 Mcps TDD (as appropriate)
- Timeslot number	8
- Cell parameters ID	122
- Timeslot Number	
- CHOICE <i>TDD option</i>	3.84 Mcps TDD or 7.68 Mcps TDD (as appropriate)
- Timeslot number	9
- Cell parameters ID	122
- Timeslot Number	
- CHOICE <i>TDD option</i>	3.84 Mcps TDD or 7.68 Mcps TDD (as appropriate)
- Timeslot number	10
- Cell parameters ID	122
- Timeslot Number	
- CHOICE <i>TDD option</i>	3.84 Mcps TDD or 7.68 Mcps TDD (as appropriate)
- Timeslot number	11
- Cell parameters ID	110
- Timeslot Number	
- CHOICE <i>TDD option</i>	3.84 Mcps TDD or 7.68 Mcps TDD (as appropriate)
- Timeslot number	12
- Cell parameters ID	110
- Timeslot Number	
- CHOICE <i>TDD option</i>	3.84 Mcps TDD or 7.68 Mcps TDD (as appropriate)
- Timeslot number	13
- Cell parameters ID	110
- Timeslot Number	
- CHOICE <i>TDD option</i>	3.84 Mcps TDD or 7.68 Mcps TDD (as appropriate)
- Timeslot number	14
- Cell parameters ID	110

Contents of System Information Block type 5 for cell No.35 (1.28 Mcps TDD)

- TDD MBSFN information	
- Time slot list	
- Timeslot Number	
- CHOICE <i>TDD option</i>	1.28 Mcps TDD (as appropriate)
- Timeslot number	0
- Cell parameters ID	110
- Timeslot Number	
- CHOICE <i>TDD option</i>	1.28 Mcps TDD (as appropriate)
- Timeslot number	1
- Cell parameters ID	122
- Timeslot Number	
- CHOICE <i>TDD option</i>	1.28 Mcps TDD (as appropriate)
- Timeslot number	2
- Cell parameters ID	122
- Timeslot Number	
- CHOICE <i>TDD option</i>	1.28 Mcps TDD (as appropriate)
- Timeslot number	3
- Cell parameters ID	122
- Timeslot Number	
- CHOICE <i>TDD option</i>	1.28 Mcps TDD (as appropriate)
- Timeslot number	4
- Cell parameters ID	110
- Timeslot Number	
- CHOICE <i>TDD option</i>	1.28 Mcps TDD (as appropriate)
- Timeslot number	5
- Cell parameters ID	110
- Timeslot Number	
- CHOICE <i>TDD option</i>	1.28 Mcps TDD (as appropriate)
- Timeslot number	6
- Cell parameters ID	110

Contents of System Information Block type 11 for cell No.35 (FDD)

<p>- Intra-frequency measurement system information</p> <p>....</p> <ul style="list-style-type: none"> - New intra-frequency cells - Intra-frequency cell id - Cell info <ul style="list-style-type: none"> - Intra-frequency cell id - Cell info <ul style="list-style-type: none"> - Intra-frequency cell id - Cell info <ul style="list-style-type: none"> - Intra-frequency cell id - Cell info 	<p>35 Same content as specified for Intra-frequency cell id=31 (serving cell) in SIB11 for Cell 31 in clause 6.1.4.4 with the exception that value for Cell parameters ID shall be according to clause titled "Default settings for cell No.35 (FDD)" in clause 6.1.4.4</p> <p>33 Same content as specified for intra-frequency cell id=32 (neighbour cell) in SIB11 for Cell 31 in clause 6.1.4.4 with the exception that value for Cell Parameters ID shall be according to clause titled "Default settings for cell No.33 (FDD)" in clause 6.1.4.4</p> <p>34 Same content as specified for intra-frequency cell id=32 (neighbour cell) in SIB11 for Cell 31 in clause 6.1.4.4 with the exception that value for Cell Parameters ID shall be according to clause titled "Default settings for cell No.34 (FDD)" in clause 6.1.4.4</p> <p>36 Same content as specified for intra-frequency cell id=32 (neighbour cell) in SIB11 for Cell 31 in clause 6.1.4.4 with the exception that value for Cell Parameters ID shall be according to clause titled "Default settings for cell No.36 (FDD)" in clause 6.1.4.4</p>
--	---

Contents of System Information Block type 11 for cell No.35 (3.84 Mcps and 7.68 Mcps TDD)

<p>- Intra-frequency measurement system information</p> <p>....</p> <ul style="list-style-type: none"> - New intra-frequency cells - Intra-frequency cell id - Cell info <ul style="list-style-type: none"> - Intra-frequency cell id - Cell info <ul style="list-style-type: none"> - Intra-frequency cell id - Cell info <ul style="list-style-type: none"> - Intra-frequency cell id - Cell info 	<p>35 Same content as specified for Intra-frequency cell id=31 (serving cell) in SIB11 for Cell 31 in clause 6.1.4.4 with the exception that value for Cell parameters ID shall be according to clause titled "Default settings for cell No.35 (3.84/7.68 Mcps TDD)" in clause 6.1.4.4</p> <p>33 Same content as specified for intra-frequency cell id=32 (neighbour cell) in SIB11 for Cell 31 in clause 6.1.4.4 with the exception that value for Cell Parameters ID shall be according to clause titled "Default settings for cell No.33 (3.84/7.68 Mcps TDD)" in clause 6.1.4.4</p> <p>34 Same content as specified for intra-frequency cell id=32 (neighbour cell) in SIB11 for Cell 31 in clause 6.1.4.4 with the exception that value for Cell Parameters ID shall be according to clause titled "Default settings for cell No.34 (3.84/7.68 Mcps TDD)" in clause 6.1.4.4</p> <p>36 Same content as specified for intra-frequency cell id=32 (neighbour cell) in SIB11 for Cell 31 in clause 6.1.4.4 with the exception that value for Cell Parameters ID shall be according to clause titled "Default settings for cell No.36 (3.84/7.68 Mcps TDD)" in clause 6.1.4.4</p>
--	---

Contents of System Information Block type 11 for cell No.35 (1.28 Mcps TDD)

<p>- Intra-frequency measurement system information</p> <p>....</p> <ul style="list-style-type: none"> - New intra-frequency cells 	
--	--

- Intra-frequency cell id - Cell info	35 Same content as specified for Intra-frequency cell id=31 (serving cell) in SIB11 for Cell 31 in clause 6.1.4.4 with the exception that value for Cell parameters ID shall be according to clause titled "Default settings for cell No.35 (1.28 Mcps TDD)" in clause 6.1.4.4
- Intra-frequency cell id - Cell info	33 Same content as specified for intra-frequency cell id=32 (neighbour cell) in SIB11 for Cell 31 in clause 6.1.4.4 with the exception that value for Cell Parameters ID shall be according to clause titled "Default settings for cell No.33 (1.28 Mcps TDD)" in clause 6.1.4.4
- Intra-frequency cell id - Cell info	34 Same content as specified for intra-frequency cell id=32 (neighbour cell) in SIB11 for Cell 31 in clause 6.1.4.4 with the exception that value for Cell Parameters ID shall be according to clause titled "Default settings for cell No.34 (1.28 Mcps TDD)" in clause 6.1.4.4
- Intra-frequency cell id - Cell info	36 Same content as specified for intra-frequency cell id=32 (neighbour cell) in SIB11 for Cell 31 in clause 6.1.4.4 with the exception that value for Cell Parameters ID shall be according to clause titled "Default settings for cell No.36 (1.28 Mcps TDD)" in clause 6.1.4.4

Cell No.36

The contents of SYSTEM INFORMATION BLOCK TYPE 3, 5 and 11 messages for cell No.36 are identical to those of cell No.31 with the following exceptions.

Cell identity	0000 0000 0000 0000 0000 0010 0100B
---------------	-------------------------------------

Default settings for cell No.36 (FDD)

Downlink input level Uplink output power PCCPCH/PCPICH carrier number Cell Channel Description - Primary CPICH info - Primary scrambling code	Reference clause 6 Parameter Set Minimum supported by the UE's power class. Reference clause 6 Parameter Set 370
--	---

Default settings for cell No.36 (TDD)

Downlink input level PCCPCH/PCPICH carrier number Cell Channel Description - Primary CCPCH info - Cell parameters ID	Reference clause 6.1.6 Reference clause 5.1.2 102
--	---

Default settings for cell No.31 (3.84 Mcps TDD IMB)

Downlink input level PCCPCH/PCPICH carrier number Cell Channel Description - Primary CPICH info - Primary scrambling code	Reference clause 6.1.6.1 " Reference Radio Conditions (3.84 Mcps TDD IMB)" Reference clause 5.1.2 768
---	---

Contents of System Information Block type 5 for cell No.36 (FDD)

FFS

Contents of System Information Block type 5 for cell No.36 (3.84 Mcps and 7.68 Mcps TDD)

- TDD MBSFN information	
- Time slot list	
- Timeslot Number	
- CHOICE <i>TDD option</i>	3.84 Mcps TDD or 7.68 Mcps TDD (as appropriate)
- Timeslot number	0
- Cell parameters ID	102
- Timeslot Number	
- CHOICE <i>TDD option</i>	3.84 Mcps TDD or 7.68 Mcps TDD (as appropriate)
- Timeslot number	1
- Cell parameters ID	122
- Timeslot Number	
- CHOICE <i>TDD option</i>	3.84 Mcps TDD or 7.68 Mcps TDD (as appropriate)
- Timeslot number	2
- Cell parameters ID	122
- Timeslot Number	
- CHOICE <i>TDD option</i>	3.84 Mcps TDD or 7.68 Mcps TDD (as appropriate)
- Timeslot number	3
- Cell parameters ID	122
- Timeslot Number	
- CHOICE <i>TDD option</i>	3.84 Mcps TDD or 7.68 Mcps TDD (as appropriate)
- Timeslot number	4
- Cell parameters ID	102
- Timeslot Number	
- CHOICE <i>TDD option</i>	3.84 Mcps TDD or 7.68 Mcps TDD (as appropriate)
- Timeslot number	5
- Cell parameters ID	102
- Timeslot Number	
- CHOICE <i>TDD option</i>	3.84 Mcps TDD or 7.68 Mcps TDD (as appropriate)
- Timeslot number	6
- Cell parameters ID	102
- Timeslot Number	
- CHOICE <i>TDD option</i>	3.84 Mcps TDD or 7.68 Mcps TDD (as appropriate)
- Timeslot number	7
- Cell parameters ID	102
- Timeslot Number	
- CHOICE <i>TDD option</i>	3.84 Mcps TDD or 7.68 Mcps TDD (as appropriate)
- Timeslot number	8
- Cell parameters ID	122
- Timeslot Number	
- CHOICE <i>TDD option</i>	3.84 Mcps TDD or 7.68 Mcps TDD (as appropriate)
- Timeslot number	9
- Cell parameters ID	122
- Timeslot Number	
- CHOICE <i>TDD option</i>	3.84 Mcps TDD or 7.68 Mcps TDD (as appropriate)
- Timeslot number	10
- Cell parameters ID	122
- Timeslot Number	
- CHOICE <i>TDD option</i>	3.84 Mcps TDD or 7.68 Mcps TDD (as appropriate)
- Timeslot number	11
- Cell parameters ID	102
- Timeslot Number	
- CHOICE <i>TDD option</i>	3.84 Mcps TDD or 7.68 Mcps TDD (as appropriate)
- Timeslot number	12
- Cell parameters ID	102
- Timeslot Number	
- CHOICE <i>TDD option</i>	3.84 Mcps TDD or 7.68 Mcps TDD (as appropriate)
- Timeslot number	13
- Cell parameters ID	102
- Timeslot Number	
- CHOICE <i>TDD option</i>	3.84 Mcps TDD or 7.68 Mcps TDD (as appropriate)
- Timeslot number	14
- Cell parameters ID	102

Contents of System Information Block type 5 for cell No.36 (1.28 Mcps TDD)

<ul style="list-style-type: none"> - TDD MBSFN information - Time slot list - Timeslot Number - CHOICE <i>TDD option</i> - Timeslot number - Cell parameters ID - Timeslot Number - CHOICE <i>TDD option</i> - Timeslot number - Cell parameters ID - Timeslot Number - CHOICE <i>TDD option</i> - Timeslot number - Cell parameters ID - Timeslot Number - CHOICE <i>TDD option</i> - Timeslot number - Cell parameters ID - Timeslot Number - CHOICE <i>TDD option</i> - Timeslot number - Cell parameters ID - Timeslot Number - CHOICE <i>TDD option</i> - Timeslot number - Cell parameters ID 	<ul style="list-style-type: none"> 1.28 Mcps TDD (as appropriate) 0 102 1.28 Mcps TDD (as appropriate) 1 122 1.28 Mcps TDD (as appropriate) 2 122 1.28 Mcps TDD (as appropriate) 3 122 1.28 Mcps TDD (as appropriate) 4 102 1.28 Mcps TDD (as appropriate) 5 102 1.28 Mcps TDD (as appropriate) 6 102
--	--

Contents of System Information Block type 11 for cell No.36 (FDD)

<ul style="list-style-type: none"> - Intra-frequency measurement system information - New intra-frequency cells - Intra-frequency cell id - Cell info - Intra-frequency cell id - Cell info - Intra-frequency cell id - Cell info - Intra-frequency cell id - Cell info 	<ul style="list-style-type: none"> 36 Same content as specified for Intra-frequency cell id=31 (serving cell) in SIB11 for Cell 31 in clause 6.1.4.4 with the exception that value for Cell parameters ID shall be according to clause titled "Default settings for cell No.36 (FDD)" in clause 6.1.4.4 33 Same content as specified for intra-frequency cell id=32 (neighbour cell) in SIB11 for Cell 31 in clause 6.1.4.4 with the exception that value for Cell Parameters ID shall be according to clause titled "Default settings for cell No.33 (FDD)" in clause 6.1.4.4 34 Same content as specified for intra-frequency cell id=32 (neighbour cell) in SIB11 for Cell 31 in clause 6.1.4.4 with the exception that value for Cell Parameters ID shall be according to clause titled "Default settings for cell No.34 (FDD)" in clause 6.1.4.4 35 Same content as specified for intra-frequency cell id=32 (neighbour cell) in SIB11 for Cell 31 in clause 6.1.4.4 with the exception that value for Cell Parameters ID shall be according to clause titled "Default settings for cell No.35 (FDD)" in clause 6.1.4.4
--	--

Contents of System Information Block type 11 for cell No.36 (3.84 Mcps and 7.68 Mcps TDD)

<ul style="list-style-type: none"> - Intra-frequency measurement system information 	
---	--

<p>....</p> <ul style="list-style-type: none"> - New intra-frequency cells - Intra-frequency cell id - Cell info 	<p>36</p> <p>Same content as specified for Intra-frequency cell id=31 (serving cell) in SIB11 for Cell 31 in clause 6.1.4.4 with the exception that value for Cell parameters ID shall be according to clause titled "Default settings for cell No.36 (3.84/7.68 Mcps TDD)" in clause 6.1.4.4</p>
<ul style="list-style-type: none"> - Intra-frequency cell id - Cell info 	<p>33</p> <p>Same content as specified for intra-frequency cell id=32 (neighbour cell) in SIB11 for Cell 31 in clause 6.1.4.4 with the exception that value for Cell Parameters ID shall be according to clause titled "Default settings for cell No.33 (3.84/7.68 Mcps TDD)" in clause 6.1.4.4</p>
<ul style="list-style-type: none"> - Intra-frequency cell id - Cell info 	<p>34</p> <p>Same content as specified for intra-frequency cell id=32 (neighbour cell) in SIB11 for Cell 31 in clause 6.1.4.4 with the exception that value for Cell Parameters ID shall be according to clause titled "Default settings for cell No.34 (3.84/7.68 Mcps TDD)" in clause 6.1.4.4</p>
<ul style="list-style-type: none"> - Intra-frequency cell id - Cell info 	<p>35</p> <p>Same content as specified for intra-frequency cell id=32 (neighbour cell) in SIB11 for Cell 31 in clause 6.1.4.4 with the exception that value for Cell Parameters ID shall be according to clause titled "Default settings for cell No.35 (3.84/7.68 Mcps TDD)" in clause 6.1.4.4</p>

Contents of System Information Block type 11 for cell No.36 (1.28 Mcps TDD)

<p>- Intra-frequency measurement system information</p> <p>....</p> <ul style="list-style-type: none"> - New intra-frequency cells - Intra-frequency cell id - Cell info 	<p>36</p> <p>Same content as specified for Intra-frequency cell id=31 (serving cell) in SIB11 for Cell 31 in clause 6.1.4.4 with the exception that value for Cell parameters ID shall be according to clause titled "Default settings for cell No.36 (1.28 Mcps TDD)" in clause 6.1.4.4</p>
<ul style="list-style-type: none"> - Intra-frequency cell id - Cell info 	<p>33</p> <p>Same content as specified for intra-frequency cell id=32 (neighbour cell) in SIB11 for Cell 31 in clause 6.1.4.4 with the exception that value for Cell Parameters ID shall be according to clause titled "Default settings for cell No.33 (1.28 Mcps TDD)" in clause 6.1.4.4</p>
<ul style="list-style-type: none"> - Intra-frequency cell id - Cell info 	<p>34</p> <p>Same content as specified for intra-frequency cell id=32 (neighbour cell) in SIB11 for Cell 31 in clause 6.1.4.4 with the exception that value for Cell Parameters ID shall be according to clause titled "Default settings for cell No.34 (1.28 Mcps TDD)" in clause 6.1.4.4</p>
<ul style="list-style-type: none"> - Intra-frequency cell id - Cell info 	<p>35</p> <p>Same content as specified for intra-frequency cell id=32 (neighbour cell) in SIB11 for Cell 31 in clause 6.1.4.4 with the exception that value for Cell Parameters ID shall be according to clause titled "Default settings for cell No.35 (1.28 Mcps TDD)" in clause 6.1.4.4</p>

Cell No.37

The contents of SYSTEM INFORMATION BLOCK TYPE 3, 5 and 11 messages for cell No.37 are identical to those of cell No.31 with the following exceptions.

Cell identity	0000 0000 0000 0000 0000 0010 0101B
---------------	-------------------------------------

Default settings for cell No.37 (FDD)

Downlink input level Uplink output power PCCPCH/PCPICH carrier number Cell Channel Description - Primary CPICH info - Primary scrambling code	Reference clause 6.10 "Parameter Set" Minimum supported by the UE's power class. Reference clause 6.10 "Parameter Set" 420
--	---

Default settings for cell No.37 (TDD)

Downlink input level PCCPCH/PCPICH carrier number Cell Channel Description - Primary CCPCH info - Cell parameters ID	Reference clause 6.1.6 Reference clause 5.1.2 17
--	--

Default settings for cell No.31 (3.84 Mcps TDD IMB)

Downlink input level PCCPCH/PCPICH carrier number Cell Channel Description - Primary CPICH info - Primary scrambling code	Reference clause 6.1.6.1 " Reference Radio Conditions (3.84 Mcps TDD IMB)" Reference clause 5.1.2 896
---	---

Contents of System Information Block type 5 for cell No.37 (FDD)

FFS

Contents of System Information Block type 5 for cell No.37 (3.84 Mcps TDD)

- TDD MBSFN information - Time slot list - Timeslot Number - CHOICE <i>TDD option</i> - Timeslot number - Cell parameters ID - Timeslot Number - CHOICE <i>TDD option</i> - Timeslot number - Cell parameters ID	(This list describes all Timeslots (0...14) in the frame) 3.84 Mcps TDD 0 17 (Repeated for each Timeslot (1...14)) 3.84 Mcps TDD (1...14) 5 (Repeated for each Timeslot (1...14))
--	--

Contents of System Information Block type 5 for cell No.37 (1.28 Mcps TDD)

- TDD MBSFN information - Time slot list - Timeslot Number - CHOICE <i>TDD option</i> - Timeslot number - Cell parameters ID - Timeslot Number - CHOICE <i>TDD option</i> - Timeslot number - Cell parameters ID	(This list describes all Timeslots (0...6) in the frame) 1.28 Mcps TDD 0 17 (Repeated for each Timeslot (1...6)) 1.28 Mcps TDD (1...6) 5 (Repeated for each Timeslot (1...6))
--	--

Contents of System Information Block type 5 for cell No.37 (7.68 Mcps TDD)

- TDD MBSFN information - Time slot list - Timeslot Number - CHOICE <i>TDD option</i> - Timeslot number	(This list describes all Timeslots (0...14) in the frame) 7.68 Mcps TDD 0
--	---

- Cell parameters ID	17
- Timeslot Number	(Repeated for each Timeslot (1...14))
- CHOICE <i>TDD option</i>	7.68 Mcps TDD
- Timeslot number	(1...14)
- Cell parameters ID	5 (Repeated for each Timeslot (1...14))

Contents of System Information Block type 11 for cell No.37 (FDD)

- Intra-frequency measurement system information	
....	
- New intra-frequency cells	
- Intra-frequency cell id	37
- Cell info	Same content as specified for Intra-frequency cell id=31 (serving cell) in SIB11 for Cell 31 in clause 6.1.4.4 with the exception that value for Cell parameters ID shall be according to clause titled "Default settings for cell No.37 (FDD)" in clause 6.1.4.4
- Intra-frequency cell id	31
- Cell info	Same content as specified for intra-frequency cell id=32 (neighbour cell) in SIB11 for Cell 31 in clause 6.1.4.4 with the exception that value for Cell Parameters ID shall be according to clause titled "Default settings for cell No.31 (FDD)" in clause 6.1.4.4
- Intra-frequency cell id	32
- Cell info	Same content as specified for intra-frequency cell id=32 (neighbour cell) in SIB11 for Cell 31 in clause 6.1.4.4
- Intra-frequency cell id	38
- Cell info	Same content as specified for intra-frequency cell id=32 (neighbour cell) in SIB11 for Cell 31 in clause 6.1.4.4 with the exception that value for Cell Parameters ID shall be according to clause titled "Default settings for cell No.38 (FDD)" in clause 6.1.4.4

Contents of System Information Block type 11 for cell No.37 (3.84 Mcps and 7.68 Mcps TDD)

- Intra-frequency measurement system information	
....	
- New intra-frequency cells	
- Intra-frequency cell id	37
- Cell info	Same content as specified for Intra-frequency cell id=31 (serving cell) in SIB11 for Cell 31 in clause 6.1.4.4 with the exception that value for Cell parameters ID shall be according to clause titled "Default settings for cell No.37 (3.84/7.68 Mcps TDD)" in clause 6.1.4.4
- Intra-frequency cell id	31
- Cell info	Same content as specified for intra-frequency cell id=32 (neighbour cell) in SIB11 for Cell 31 in clause 6.1.4.4 with the exception that value for Cell Parameters ID shall be according to clause titled "Default settings for cell No.31 (3.84/7.68 Mcps TDD)" in clause 6.1.4.4
- Intra-frequency cell id	32
- Cell info	Same content as specified for intra-frequency cell id=32 (neighbour cell) in SIB11 for Cell 31 in clause 6.1.4.4
- Intra-frequency cell id	38
- Cell info	Same content as specified for intra-frequency cell id=32 (neighbour cell) in SIB11 for Cell 31 in clause 6.1.4.4 with the exception that value for Cell Parameters ID shall be according to clause titled "Default settings for cell No.38 (3.84/7.68 Mcps TDD)" in clause 6.1.4.4

Contents of System Information Block type 11 for cell No.37 (1.28 Mcps TDD)

- Intra-frequency measurement system information	
....	
- New intra-frequency cells	
- Intra-frequency cell id	37
- Cell info	Same content as specified for Intra-frequency cell id=31 (serving cell) in SIB11 for Cell 31 in clause 6.1.4.4 with the exception that value for Cell parameters ID shall be according to clause titled "Default settings for cell No.37 (1.28 Mcps TDD)" in clause 6.1.4.4
- Intra-frequency cell id	31
- Cell info	Same content as specified for intra-frequency cell id=32 (neighbour cell) in SIB11 for Cell 31 in clause 6.1.4.4 with the exception that value for Cell Parameters ID shall be according to clause titled "Default settings for cell No.31 (1.28 Mcps TDD)" in clause 6.1.4.4
- Intra-frequency cell id	32
- Cell info	Same content as specified for intra-frequency cell id=32 (neighbour cell) in SIB11 for Cell 31 in clause 6.1.4.4
- Intra-frequency cell id	38
- Cell info	Same content as specified for intra-frequency cell id=32 (neighbour cell) in SIB11 for Cell 31 in clause 6.1.4.4 with the exception that value for Cell Parameters ID shall be according to clause titled "Default settings for cell No.38 (1.28 Mcps TDD)" in clause 6.1.4.4

Cell No.38

The contents of SYSTEM INFORMATION BLOCK TYPE 3, 5 and 11 messages for cell No.38 are identical to those of cell No.31 with the following exceptions.

Cell identity	0000 0000 0000 0000 0000 0010 0110B
---------------	-------------------------------------

Default settings for cell No.38 (FDD)

Downlink input level	Reference clause 6.10 "Parameter Set"
Uplink output power	Minimum supported by the UE's power class.
PCCPCH/PCPICH carrier number	Reference clause 6.10 "Parameter Set"
Cell Channel Description	
- Primary CPICH info	
- Primary scrambling code	470

Default settings for cell No.38 (TDD)

Downlink input level	Reference clause 6.1.6
PCCPCH/PCPICH carrier number	Reference clause 5.1.2
Cell Channel Description	
- Primary CCPCH info	
- Cell parameters ID	25

Default settings for cell No.31 (3.84 Mcps TDD IMB)

Downlink input level	Reference clause 6.1.6.1 " Reference Radio Conditions (3.84 Mcps TDD IMB)"
PCCPCH/PCPICH carrier number	Reference clause 5.1.2
Cell Channel Description	
- Primary CPICH info	
- Primary scrambling code	0

Contents of System Information Block type 5 for cell No.38 (FDD)

FFS

Contents of System Information Block type 5 for cell No.38 (3.84 Mcps TDD)

- TDD MBSFN information	
- Time slot list	(This list describes all Timeslots (0...14) in the frame)
- Timeslot Number	
- CHOICE <i>TDD option</i>	3.84 Mcps TDD
- Timeslot number	0
- Cell parameters ID	25
- Timeslot Number	(Repeated for each Timeslot (1...14))
- CHOICE <i>TDD option</i>	3.84 Mcps TDD
- Timeslot number	(1...14)
- Cell parameters ID	5 (Repeated for each Timeslot (1...14))

Contents of System Information Block type 5 for cell No.38 (1.28 Mcps TDD)

- TDD MBSFN information	
- Time slot list	(This list describes all Timeslots (0...6) in the frame)
- Timeslot Number	
- CHOICE <i>TDD option</i>	1.28 Mcps TDD
- Timeslot number	0
- Cell parameters ID	25
- Timeslot Number	(Repeated for each Timeslot (1...6))
- CHOICE <i>TDD option</i>	1.28 Mcps TDD
- Timeslot number	(1...6)
- Cell parameters ID	5 (Repeated for each Timeslot (1...6))

Contents of System Information Block type 5 for cell No.38 (7.68 Mcps TDD)

- TDD MBSFN information	
- Time slot list	(This list describes all Timeslots (0...14) in the frame)
- Timeslot Number	
- CHOICE <i>TDD option</i>	7.68 Mcps TDD
- Timeslot number	0
- Cell parameters ID	25
- Timeslot Number	(Repeated for each Timeslot (1...14))
- CHOICE <i>TDD option</i>	7.68 Mcps TDD
- Timeslot number	(1...14)
- Cell parameters ID	5 (Repeated for each Timeslot (1...14))

Contents of System Information Block type 11 for cell No.38 (FDD)

- Intra-frequency measurement system information	
....	
- New intra-frequency cells	
- Intra-frequency cell id	38
- Cell info	Same content as specified for Intra-frequency cell id=31 (serving cell) in SIB11 for Cell 31 in clause 6.1.4.4 with the exception that value for Cell parameters ID shall be according to clause titled "Default settings for cell No.38 (FDD)" in clause 6.1.4.4
- Intra-frequency cell id	31
- Cell info	Same content as specified for intra-frequency cell id=32 (neighbour cell) in SIB11 for Cell 31 in clause 6.1.4.4 with the exception that value for Cell Parameters ID shall be according to clause titled "Default settings for cell No.31 (FDD)" in clause 6.1.4.4

Contents of System Information Block type 11 for cell No.38 (3.84 Mcps and 7.68 Mcps TDD)

- Intra-frequency measurement system information	
....	
- New intra-frequency cells	
- Intra-frequency cell id	38
- Cell info	Same content as specified for Intra-frequency cell id=31 (serving cell) in SIB11 for Cell 31 in clause 6.1.4.4 with the exception that value for Cell parameters ID shall be according to clause titled "Default settings for cell No.38 (3.84/7.68 Mcps TDD)" in clause 6.1.4.4
- Intra-frequency cell id	31
- Cell info	Same content as specified for intra-frequency cell id=32 (neighbour cell) in SIB11 for Cell 31 in clause 6.1.4.4 with the exception that value for Cell Parameters ID shall be according to clause titled "Default settings for cell No.31 (3.84/7.68 Mcps TDD)" in clause 6.1.4.4

Contents of System Information Block type 11 for cell No.38 (1.28 Mcps TDD)

- Intra-frequency measurement system information	
....	
- New intra-frequency cells	
- Intra-frequency cell id	38
- Cell info	Same content as specified for Intra-frequency cell id=31 (serving cell) in SIB11 for Cell 31 in clause 6.1.4.4 with the exception that value for Cell parameters ID shall be according to clause titled "Default settings for cell No.38 (1.28 Mcps TDD)" in clause 6.1.4.4
- Intra-frequency cell id	31
- Cell info	Same content as specified for intra-frequency cell id=32 (neighbour cell) in SIB11 for Cell 31 in clause 6.1.4.4 with the exception that value for Cell Parameters ID shall be according to clause titled "Default settings for cell No.31 (1.28 Mcps TDD)" in clause 6.1.4.4

6.1.5 Reference Radio Conditions (FDD)

The following transmission parameters shall be used unless otherwise stated in the description of the individual test case.

Table 6.1.3 are the default settings for a non-suitable cell which is configured and always present whereas table 6.1.4 is for a cell that is switched off. Cells configured according to table 6.1.3 are for test cases in which it is necessary to make a cell unsuitable, and then subsequently make it suitable. This could be achieved by switching the cell off and then reconfiguration as in table 6.1.4, but this takes a lot of time to do.

Table 6.1.1: Default settings for a serving cell in a single cell environment

Parameter	Unit	Cell 1/Cell 21
Cell type		Serving cell
UTRA RF Channel Number (Note 3)		Mid Range Test Frequency
Qqualmin	dB	-24
Qrxlevmin	dBm	-79
UE_TXPWR_MAX_RACH	dBm	21
CPICH Ec (see notes 1 and 2)	dBm/3.84 MHz	-60
NOTE 1: The power level is specified in terms of CPICH_Ec instead of CPICH_RSCP as RSCP is a receiver measurement and only CPICH_Ec can be directly controlled by the SS.		
NOTE 2: The cell fulfils 3GPP TS 25.304 [36], clause 5.2.3.1.2 and 3GPP TS 25.133 [30], clause 8.1.2.2.1.		
NOTE 3: The Test Frequencies are selected from the Tables in section 5.1.1 for the band under test.		

Table 6.1.2: Default settings for a serving cell and a suitable neighbour cell in a multi-cell environment

Parameter	Unit	Cell 1/Cell 21	Cell 2/Cell 22	Cell 4/Cell 24
Cell type		Serving cell	Suitable neighbour intra-frequency cell	Suitable neighbour inter-frequency cell
UTRA RF Channel Number (Note 3)		Mid Range Test Frequency	Mid Range Test Frequency	High Range Test Frequency
Qqualmin	dB	-24	-24	
Qrxlevmin	dBm	-79	-79	
UE_TXPWR_MAX_RACH	dBm	21	21	
CPICH Ec (see notes 1 and 2)	dBm/3.84 MHz	-60	-70	
NOTE 1: The power level is specified in terms of CPICH_Ec instead of CPICH_RSCP as RSCP is a receiver measurement and only CPICH_Ec can be directly controlled by the SS.				
NOTE 2: Both cells fulfil 3GPP TS 25.304 [36], clause 5.2.3.1.2 and 3GPP TS 25.133 [30], clause 8.1.2.2.1.				
NOTE 3: The Test Frequencies are selected from the Tables in section 5.1.1 for the band(s) under test. For the test frequencies for low and high ranges for serving cell, the mid range is used for suitable neighbour of inter-frequency cell in SIB11. For Band VI the Low Range Test Frequencies are used for Cell 1 and Cell 2 because of the small bandwidth available. For FDD interband testing the Test Frequencies will be selected from different Bands.				

Table 6.1.3: Default settings for a non-suitable cell

Parameter	Unit	Level
Qqualmin	dB	-24
Qrxlevmin	dBm	-79
UE_TXPWR_MAX_RACH	dBm	21
CPICH_Ec	dBm/3.84 MHz	-90
NOTE 1: The power level is specified in terms of CPICH_Ec instead of CPICH_RSCP as RSCP is a receiver measurement and only CPICH_Ec can be directly controlled by the SS.		
NOTE 2: The cell is not suitable according to 3GPP TS 25.304 [36], clause 5.2.3.1.2.		

Table 6.1.4: Default settings for a non-suitable "Off" cell

Parameter	Unit	Level
Qqualmin	dB	-24
Qrxlevmin	dBm	-79
UE_TXPWR_MAX_RACH	dBm	21
CPICH_Ec	dBm/3.84 MHz	≤ -122
NOTE 1: The power level is specified in terms of CPICH_Ec instead of CPICH_RSCP as RSCP is a receiver measurement and only CPICH_Ec can be directly controlled by the SS.		
NOTE 2: The cell is not suitable according to 3GPP TS 25.304 [36], clause 5.2.3.1.2.		

Table 6.1.5: Default power levels of physical channels relative to CPICH_Ec

Parameter	Unit	Level	Level	Version
		Idle mode	Connected mode	
HS-SCCH_Ec	dB		+3	Rel-5
HS-PDSCH_Ec	dB		+7	Rel-5
DPCH_Ec	dB	(see note)	See table 6.1.6	
PCCPCH_Ec	dB		-2	
SCCPCH_Ec	dB		-2	
AICH_Ec	dB		-5	
SCH_Ec	dB		-5	
PICH_Ec	dB		-5	
NOTE: This shall be less than -122 dBm to ensure the channel is considered as "off".				

Table 6.1.6: Default power levels of DPCH_Ec relative to CPICH_Ec

Data transmission rate	Level
12.2 kbps	-5
64 kbps	-2

64 kbps CS + 64 kbps PS	0
144 kbps	+1
384 kbps	+5

6.1.5.1 HARQ Transmission Parameters (FDD)

The following HARQ transmission parameters shall be used for test cases in 34.123-1 configuring HS-DSCH channels.

Table 6.1.5.1 : HARQ transmission parameters without MIMO

Parameter	QPSK modulation	16QAM modulation	64QAM modulation
Redundancy and constellation version coding sequence	{0,2,5,6,1,3,7,4}	{6,2,1,5,3,4,7,0}	{6,2,1,5,3,4,7,0}
Maximum number of HARQ transmission	8	8	8

Table 6.1.5.1a : HARQ transmission parameters with MIMO

Parameter	QPSK modulation	16QAM modulation	64QAM modulation
Redundancy and constellation version coding sequence	{0,3,2,1,3,2,1,3}	{0,3,2,1,3,2,1,3}	{0,3,2,1,3,2,1,3}
Maximum number of HARQ transmission	8	8	8

6.1.5.2 Inter-band testing (FDD)

FDD inter-band testing only applies for UEs supporting multiple FDD bands simultaneously. In this case the UE can perform cell (re-)selection or inter-frequency mobility between a primary band and a secondary band. The primary and secondary FDD bands are selected according to PIXIT parameters. If a UE supports more than 2 FDD frequency bands, then the test may be executed for various band combinations.

6.1.6 Reference Radio Conditions (TDD)

The following transmission parameters shall be used for TDD modes other than 3.84 Mcps TDD IMB unless otherwise stated in the description of the individual test case.

Table 6.1.6a: Default settings for a serving cell in a single cell environment

Parameter	Unit	Cell 1/Cell 21/Cell 31
Cell type		Serving cell
UTRA RF Channel Number		Mid Range Test Frequency
Qrxlevmin	dBm	-81
UE_TXPWR_MAX_RACH	dBm	21
PCCPCH RSCP	dBm	-60
NOTE:	The cell fulfils 3GPP TS 25.304 [36], clause 5.2.3.1.2 and 3GPP TS 25.123 [37]. The Test Frequencies are selected from the Tables in section 5.1.2 for the band under test.	

Table 6.1.7: Default settings for a serving cell and a suitable neighbour cell in a multi-cell environment

Parameter	Unit	Cell 1/Cell 21/Cell 31	Cell 2/Cell 22	Cell 4/Cell 24/Cell 32
Cell type		Serving cell	Suitable neighbour intra-frequency cell	Suitable neighbour inter-frequency cell
UTRA RF Channel Number		Mid Range Test Frequency	Mid Range Test Frequency	High Range Test Frequency
Qrxlevmin	dBm	-81	-81	-81
UE_TXPWR_MAX_RACH	dBm	21	21	21
PCCPCH RSCP	dBm	-60	-60	-70
NOTE:	Both cells fulfil 3GPP TS 25.304 [36], clause 5.2.3.1.2 and 3GPP TS 25.123 [37]. The Test Frequencies are selected from the Tables in section 5.1.2 for the band under test.			

Table 6.1.8: Default settings for a non-suitable cell

Parameter	Unit	Level
Qrxlevmin	dBm	-81
UE_TXPWR_MAX_RACH	dBm	21
PCCPCH RSCP	dBm	-91

NOTE: The cell is not suitable according to 3GPP TS 25.304 [36], clause 5.2.3.1.2.

Table 6.1.9: Default settings for a non-suitable "Off" cell

Parameter	Unit	Level
Qrxlevmin	dBm	-81
UE_TXPWR_MAX_RACH	dBm	21
PCCPCH RSCP	dBm	≤ -110

NOTE: The cell is not suitable according to 3GPP TS 25.304 [36], clause 5.2.3.1.2.

Table 6.1.10: Default power levels of physical channels relative to P-CCPCH

Parameter	Unit	Level	Level
		Idle mode	Connected mode
SCCPCH_Ec	dB	-2	-2
FPACH_Ec	dB	-5	-5
PICH_Ec	dB	-5	-5
DPCH_Ec	dB	0	0
HS-SCCH_Ec	dB	0	0
E-AGCH_Ec	dB	-2	-2
E-HICH	dB	-2	-2

6.1.6.1 Reference Radio Conditions (3.84 Mcps TDD IMB)

The following transmission parameters shall be used unless otherwise stated in the description of the individual test case.

Table 6.1.6.3 gives the default settings for a non-suitable cell which is configured and always present whereas table 6.1.6.4 is for a cell that is switched off. Cells configured according to table 6.1.6.3 are for test cases in which it is necessary to make a cell unsuitable, and then subsequently make it suitable. This could be achieved by switching the cell off and then reconfiguring as in table 6.1.6.4, but this takes a lot of time to do.

Table 6.1.6.1: Default settings for a serving cell in a single cell environment

Parameter	Unit	Cell 31
Cell type		Serving cell
UTRA RF Channel Number (Note 2)		Mid Range Test Frequency
Qqualmin	dB	-24
Qrxlevmin	dBm	-79
UE_TXPWR_MAX_RACH	dBm	21
P-CPICH Ec (Note 1)	dBm/3.84 MHz	-60
T-CPICH Ec (Note 1)	dBm/3.84 MHz	-50.5

NOTE 1: The power level is specified in terms of CPICH_Ec instead of CPICH_RSCP as RSCP is a receiver measurement and only CPICH_Ec can be directly controlled by the SS.

NOTE 2: The Test Frequencies are selected from the Tables in section 5.1.2 for the band under test.

Table 6.1.6.2: Default settings for a serving cell and a suitable neighbour cell in a multi-cell environment

Parameter	Unit	Cell 31	Cell 33
Cell type		Serving cell	Suitable neighbour inter-frequency cell

UTRA RF Channel Number		Mid Range Test Frequency	Mid Range Test Frequency
Qqualmin	dB	-24	-24
Qrxlevmin	dBm	-79	-79
UE_TXPWR_MAX_RACH	dBm	21	21
P-CPICH Ec (Note 1)	dBm/3.84 MHz	-60	-70
T-CPICH Ec (Note 1)	dBm/3.84 MHz	-50.5	-60.5

NOTE 1: The power level is specified in terms of CPICH_Ec instead of CPICH_RSCP as RSCP is a receiver measurement and only CPICH_Ec can be directly controlled by the SS.

Table 6.1.6.3: Default settings for a non-suitable cell

Parameter	Unit	Level
Qqualmin	dB	-24
Qrxlevmin	dBm	-79
UE_TXPWR_MAX_RACH	dBm	21
P-CPICH Ec (Note 1)	dBm/3.84 MHz	-90
T-CPICH Ec (Note 1)	dBm/3.84 MHz	-80.5

NOTE 1: The power level is specified in terms of CPICH_Ec instead of CPICH_RSCP as RSCP is a receiver measurement and only CPICH_Ec can be directly controlled by the SS.

Table 6.1.6.4: Default settings for a non-suitable "Off" cell

Parameter	Unit	Level
Qqualmin	dB	-24
Qrxlevmin	dBm	-79
P-CPICH_Ec (Note 1)	dBm/3.84 MHz	≤ -122
T-CPICH Ec (Note 1)	dBm/3.84 MHz	≤ -112.5

NOTE 1: The power level is specified in terms of CPICH_Ec instead of CPICH_RSCP as RSCP is a receiver measurement and only CPICH_Ec can be directly controlled by the SS.

Table 6.1.6.5: Default power levels of physical channels relative to P-CPICH_Ec

Parameter	Unit	Level
PCCPCH_Ec	dB	-2
SCCPCH_Ec (Note 2)	dB	-14
SCCPCH Type 2_Ec	dB	-2.57
SCH_Ec	dB	-5
T-CPICH	dB	-2.22
MICH	dB	-14

NOTE 1: Relative power levels are stated per code.
NOTE 2: In 3GPP TS 25.221[28], clause 5.8.2.4, SCCPCH is referred to as SCCPCH Type 1.

6.1.7 Reference Radio Conditions (GSM)

The following transmission parameters shall be used unless otherwise stated in the description of the individual test case.

Table 6.1.10: Default settings for a serving cell and a suitable neighbour cell in a multi-cell environment

Parameter	Unit	Cell 9	Cell 10
Cell type		Serving cell	Suitable neighbour cell
BCCH ARFCN		As defined in the initial conditions in clause	As defined in the initial conditions in clause

		26.6.5.1 of TS 51.010-1 [31] for cell A and the GSM band under test.	26.6.5.1 of TS 51.010-1 [31] for cell B and the GSM band under test.
Base transceiver Station Identity Code (BSIC)		BSIC1	BSIC2
Qrxlevmin	dBm	-81	-81
MS_TXPWR_MAX_CCH	dBm	According to maximum output power for the power class of the MS under test	
RF level	dBm	-48	-54
NOTE: Both cells fulfil 3GPP TS 25.304 [36], clause 5.2.6.1.4 and 3GPP TS 25.133 [37], clause 8.1.2.5.			

Table 6.1.11: Default settings for a non-suitable cell

Parameter	Unit	Level
Qrxlevmin	dBm	-81
MS_TXPWR_MAX_CCH	dBm	According to maximum output power for the power class of the MS under test
RF level	dBm	-90
NOTE: The cell is not suitable according to 3GPP TS 25.304 [36], clause 5.2.6.1.4		

6.2 Number of neighbour cells

The options for the number of neighbour cells (i.e. the total number of active cells in the simulated network) are given below. See clause 6.1 for cell configurations.

6.2.1 Basic Network

Number of Cells	Use of Network Configuration
1	Basic UE registration; RRC Connection Establishment and Release; operation of dedicated channels in non-handover modes; general RF and EMC testing

6.2.2 Soft Handover Network (FDD)

Number of Cells	Use of Network Configuration/Constraints
2	Can be used in place of basic network, plus offering operation of dedicated channels in 2 way soft handover or in 2 way SSDT (R99 and Rel-4 only) handover for RF or signalling tests; simple cell reselection tests

6.2.3 Hard Handover Network

Number of Cells	Use of Network Configuration
2	Can be used in place of basic network, plus offering operation in 2 cell hard handover (inter-frequency)

6.2.4 'Roaming' Network

Number of Cells	Use of Network Configuration
6	This configuration is intended to provide the capability for extensive cell selection and reselection testing, as defined under Idle Mode Testing. The maximum number of separate RF test channels is 4 in order to limit the test equipment complexity.

6.3 Cell/BS codes etc

See clause 6.1.

6.4 Routing/location area

See clause 6.1.

6.5 Network options settings

See clause 6.1.

6.6 Power control mode

6.6.1 Downlink Power Control

6.6.1.1 Outer Loop Power Control

This is used to set the SIR requirements from the given BER/BLER requirements for the dedicated channel - the reference configuration is for the BER/BLER and SIR requirements to be fixed, i.e. Outer Loop Power Control is disabled.

6.6.1.2 Inner Loop Power Control

The inner loop power control adjusts the power of the dedicated channel to meet the SIR requirements. The reference condition is for the Inner Loop Power Control to be disabled.

6.6.2 Uplink Power Control

6.6.2.1 Outer Loop Power Control

This is used to set the SIR requirements from the given BER/BLER requirements for the dedicated channel - the reference configuration is for the BER/BLER and SIR requirements to be fixed, i.e. Outer Loop Power Control is disabled.

6.6.2.2 Inner Loop Power Control (FDD)

The inner loop power control adjusts the power of the dedicated channel to meet the SIR requirements.

6.7 Tx Diversity modes

The reference settings for Tx Diversity Mode shall be:

6.7.1 Non-Diverse Operation

DL Transmit Diversity shall be disabled on all cells in the simulated network.

6.7.2 Diverse Operation

6.7.2.1 Diverse Operation (FDD mode)

The diversity options applied to the DL channels shall be as below for all cells in the simulated network.

Channel	Open loop mode		Closed loop Mode
	TSTD	STTD	
P-CCPCH	-	X	-
SCH	X	-	-
S-CCPCH	-	X	-
DPCH	-	X	-
PICH	-	X	-
AICH	-	X	-

6.7.2.2 Diverse Operation (TDD mode)

The diversity options applied to the DL channels shall be as below for all cells in the simulated network.

6.7.2.2.1 3.84 Mcps option

Table 6.7.1: Application of Tx diversity schemes on downlink physical channel types in 3.84 Mcps TDD "X" - can be applied, "-" - must not be applied

Physical channel type	Open loop TxDiversity		Closed loop TxDiversity
	TSTD	SCTD (see note)	
P-CCPCH	-	X	-
S-CCPCH	--	X	--
SCH	X	-	-
DPCH	-	-	X
PDSCH	-	X	X
PICH	-	X	-

NOTE: SCTD may only be applied to physical channels when they are allocated to beacon locations.

6.7.2.2.2 1.28 Mcps option

Table 6.7.2: Application of Tx diversity schemes on downlink physical channel types in 1.28 Mcps TDD "X" - can be applied, "-" - must not be applied

Physical channel type	Open loop TxDiversity		Closed loop TxDiversity
	TSTD	SCTD (see note)	
P-CCPCH	X	X	-
S-CCPCH	X	X	-
DwPCH	X	-	-
DPCH	X	-	X
PDSCH	X	X	X
PICH	X	X	-

NOTE: SCTD may only be applied to physical channels when they are allocated to beacon locations.

6.7.2.2.1 7.68 Mcps option

Table 6.7.1: Application of Tx diversity schemes on downlink physical channel types in 7.68 Mcps TDD "X" - can be applied, "-" - must not be applied

Physical channel type	Open loop TxDiversity		Closed loop TxDiversity
	TSTD	SCTD (see note)	
P-CCPCH	-	X	-
S-CCPCH	--	X	--
SCH	X	-	-
DPCH	-	-	X
PDSCH	-	X	X
PICH	-	X	-

NOTE: SCTD may only be applied to physical channels when they are allocated to beacon locations.

6.8 Compressed mode parameters

In this clause, Parameters for reference compressed mode patterns are defined which are used in signalling test cases such as inter frequency FDD measurement, inter frequency TDD measurement and inter RAT measurement in 3GPP TS 34.123-1 [1]. These parameters are defined in 3GPP TS 25.133 [30] for measurement performance tests.

Depending on UE capability, there are four methods constructed of three types using of compressed mode such as UL only, DL only and both UL and DL, and using without application of compressed for the above measurement purposes. As test requirement is the same even if the test methods are different, ICS/IXIT statement is applied to the test cases so that the test procedure and specific message contents specified in 3GPP TS 34.123-1 [1] can be distinguished.

6.8.1 Single compressed mode pattern

Configuration parameters in single compressed mode pattern for one type of measurement objects are described in the following clauses.

6.8.1.1 Inter Frequency FDD measurement

The configuration parameters for an inter frequency FDD measurement is shown in table 6.8.1.

Table 6.8.1: Compressed mode parameters (Inter Frequency FDD measurement)

Parameter	Value	Note
TGSN (Transmission Gap Starting Slot Number)	4	
TGL1 (Transmission Gap Length 1)	7	
TGL2 (Transmission Gap Length 2)	-	Only one gap in use.
TGD (Transmission Gap Distance)	undefined	
TGPL1 (Transmission Gap Pattern Length)	3	
TGPL2 (Transmission Gap Pattern Length)	-	R99 and Rel-4: Only one pattern in use. Rel-5 and onwards: Not applicable
TGCFN (Transmission Gap Connection Frame Number)	(Current CFN + (256 - TTI/10msec))mod 256	
UL/DL compressed mode selection	DL, UL or DL & UL	3 configurations possible. DL, UL or both DL and UL
UL compressed mode method	SF/2	
DL compressed mode method	SF/2	
Scrambling code change	No	
RPP (Recovery period power control mode)	0	
ITP (Initial transmission power control mode)	0	

6.8.1.2 Inter Frequency TDD measurement

The configuration parameters for an inter frequency TDD measurement is shown in table 6.8.2.

Table 6.8.2: Compressed mode parameters (Inter Frequency TDD measurement)

Parameter	Value	Note
TGSN (Transmission Gap Starting Slot Number)	10	
TGL1 (Transmission Gap Length 1)	10	
TGL2 (Transmission Gap Length 2)	-	Only one gap in use.
TGD (Transmission Gap Distance)	undefined	
TGPL1 (Transmission Gap Pattern Length)	11	
TGPL2 (Transmission Gap Pattern Length)	-	R99 and Rel-4: Only one pattern in use. Rel-5 and onwards: Not applicable
TGCFN (Transmission Gap Connection Frame Number)	(Current CFN + (256 - TTI/10msec))mod 256	
UL/DL compressed mode selection	DL, UL or DL & UL	3 configurations possible. DL, UL or both DL and UL
UL compressed mode method	SF/2	
DL compressed mode method	Puncturing	
Scrambling code change	No	
RPP (Recovery period power control mode)	0	
ITP (Initial transmission power control mode)	0	

6.8.1.3 Inter RAT measurement (GSM - Carrier RSSI)

The configuration parameters for an Inter RAT measurement (GSM - Carrier RSSI) is shown in table 6.8.3.

Table 6.8.3: Compressed mode parameters (Inter RAT measurement - GSM Carrier RSSI)

Parameter	Value	Note
TGSN (Transmission Gap Starting Slot Number)	4	
TGL1 (Transmission Gap Length 1)	7	
TGL2 (Transmission Gap Length 2)	-	Only one gap in use.
TGD (Transmission Gap Distance)	undefined	
TGPL1 (Transmission Gap Pattern Length)	12	
TGPL2 (Transmission Gap Pattern Length)	-	R99 and Rel-4:

		Only one pattern in use. Rel-5 and onwards: Not applicable
TGCFN (Transmission Gap Connection Frame Number)	(Current CFN + (256 - TTI/10msec))mod 256	
UL/DL compressed mode selection	DL, UL or DL & UL	3 configurations possible. DL, UL or both DL and UL
UL compressed mode method	SF/2	
DL compressed mode method	SF/2	
Scrambling code change	No	
RPP (Recovery period power control mode)	0	
ITP (Initial transmission power control mode)	0	

6.8.1.4 Inter RAT measurement (GSM - Initial BSIC Identification)

The configuration parameters for an inter frequency RAT measurement (GSM - Initial BSIC Identification) is shown in table 6.8.4.

Table 6.8.4: Compressed mode parameters (Inter RAT measurement - GSM Initial BSIC Identification)

Parameter	Value	Note
TGSN (Transmission Gap Starting Slot Number)	4	
TGL1 (Transmission Gap Length 1)	7	
TGL2 (Transmission Gap Length 2)	-	Only one gap in use.
TGD (Transmission Gap Distance)	undefined	
TGPL1 (Transmission Gap Pattern Length)	8	
TGPL2 (Transmission Gap Pattern Length)	-	R99 and Rel-4: Only one pattern in use. Rel-5 and onwards: Not applicable
TGCFN (Transmission Gap Connection Frame Number)	(Current CFN + (256 - TTI/10msec))mod 256	
UL/DL compressed mode selection	DL, UL or DL & UL	3 configurations possible. DL, UL or both DL and UL
UL compressed mode method	SF/2	
DL compressed mode method	SF/2	
Scrambling code change	No	
RPP (Recovery period power control mode)	0	
ITP (Initial transmission power control mode)	0	

6.8.1.5 Inter RAT measurement (GSM - BSIC re-confirmation)

The configuration parameters for an inter RAT measurement (GSM - BSIC re-confirmation) is shown in table 6.8.5.

Table 6.8.5: Compressed mode parameters (Inter RAT measurement - GSM BSIC re-confirmation)

Parameter	Value	Note
TGSN (Transmission Gap Starting Slot Number)	4	
TGL1 (Transmission Gap Length 1)	7	
TGL2 (Transmission Gap Length 2)	-	Only one gap in use.
TGD (Transmission Gap Distance)	undefined	
TGPL1 (Transmission Gap Pattern Length)	8	
TGPL2 (Transmission Gap Pattern Length)	-	R99 and Rel-4: Only one pattern in use. Rel-5 and onwards: Not applicable
TGCFN (Transmission Gap Connection Frame Number)	(Current CFN + (256 - TTI/10msec))mod 256	
UL/DL compressed mode selection	DL, UL or DL & UL	3 configurations possible. DL, UL or both DL and UL
UL compressed mode method	SF/2	
DL compressed mode method	SF/2	
Scrambling code change	No	

RPP (Recovery period power control mode)	0	
ITP (Initial transmission power control mode)	0	

6.8.2 Multiple compressed mode patterns

Configuration parameters in multiple compressed mode patterns for several types of measurement objects are described in the following clauses.

6.8.2.1 Inter RAT measurement GSM

The configuration parameters for an inter RAT measurement (GSM - Carrier RSSI, Initial BSIC Identification and BSIC Re-confirmation) is shown in table 6.8.6.

Table 6.8.6: Compressed mode parameters (Inter RAT measurement - GSM Carrier RSSI and Initial BSIC identification and BSIC re-confirmation)

Parameter	GSM Carrier RSSI	GSM Initial BSIC identification	GSM BSIC re-confirmation	Note
TGSN (Transmission Gap Starting Slot Number)	4	4	4	
TGL1 (Transmission Gap Length 1)	7	7	7	
TGL2 (Transmission Gap Length 2)	-	-	-	Only one gap in use.
TGD (Transmission Gap Distance)	undefined	undefined	undefined	
TGPL1 (Transmission Gap Pattern Length)	12	8	8	
TGPL2 (Transmission Gap Pattern Length)	-	-	-	R99 and Rel-4: Only one pattern in use. Rel-5 and onwards: Not applicable.
TGCFN (Transmission Gap Connection Frame Number):	(Current CFN + (252 - TTI/10msec)) mod 256	(Current CFN + (254 - TTI/10msec)) mod 256	(Current CFN + (250 - TTI/10msec)) mod 256	Defined by higher layers
UL/DL compressed mode selection	DL, UL or DL & UL	DL, UL or DL & UL	DL, UL or DL & UL	3 configurations possible. DL, UL or both DL and UL
UL compressed mode method	SF/2	SF/2	SF/2	
DL compressed mode method	SF/2	SF/2	SF/2	
Scrambling code change	No	No	No	
RPP (Recovery period power control mode)	0	0	0	
ITP (Initial transmission power control mode)	0	0	0	

6.8.2.2 Inter Frequency FDD measurement & Inter RAT measurement GSM

The configuration parameters for Inter Frequency FDD measurement and Inter RAT measurement (GSM - Carrier RSSI, Initial BSIC Identification and BSIC Re-confirmation) is shown in table 6.8.7.

The pattern is illustrated by Figure 6.8.2.2.

Table 6.8.7: Compressed mode parameters (Inter Frequency and Inter RAT measurement - GSM Carrier RSSI and Initial BSIC identification and BSIC re-confirmation)

Parameter	Inter Frequency FDD	GSM Carrier RSSI	GSM Initial BSIC identification	GSM BSIC re-confirmation	Note
TGSN (Transmission Gap Starting Slot Number)	8	8	8	8	
TGL1 (Transmission Gap Length 1)	14	14	14	14	
TGL2 (Transmission Gap Length 2)	14	14	14	14	
TGD (Transmission Gap Distance)	0	60	45	0	
TGPL1 (Transmission Gap Pattern Length)	12	24	24	24	

Parameter	Inter Frequency FDD	GSM Carrier RSSI	GSM Initial BSIC identification	GSM BSIC re-confirmation	Note
Length)					
TGPL2 (Transmission Gap Pattern Length)	-	-	-	-	R99 and Rel-4: Only one pattern in use. Rel-5 and onwards: Not applicable
TGCFN (Transmission Gap Connection Frame Number):	(Current CFN + (238 - TTI/10msec)) mod 256	(Current CFN + (242 - TTI/10msec)) mod 256	(Current CFN + (256 - TTI/10msec)) mod 256	(Current CFN + (253 - TTI/10msec)) mod 256	Defined by higher layers
UL/DL compressed mode selection	DL, UL or DL & UL	DL, UL or DL & UL	DL, UL or DL & UL	DL, UL or DL & UL	3 configurations possible. DL, UL or both DL and UL
UL compressed mode method	SF/2	SF/2	SF/2	SF/2	
DL compressed mode method	SF/2	SF/2	SF/2	SF/2	
Scrambling code change	No	No	No	No	
RPP (Recovery period power control mode)	0	0	0	0	
ITP (Initial transmission power control mode)	0	0	0	0	

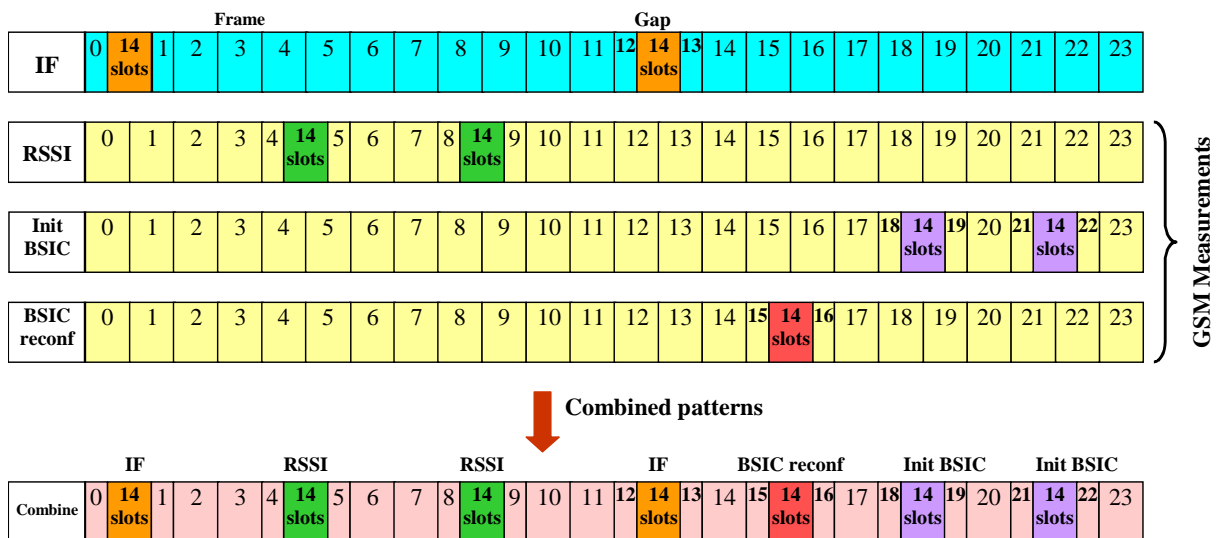


Figure 6.8.2.2: Inter-frequency (IF) and Inter-RAT (IRAT) measurement gaps during 24 frames cycle for the compressed mode pattern as specified in Table 6.8.7

6.8.2.3 Inter Frequency FDD measurement & Inter Frequency TDD measurement

FFS

6.8.2.4 Inter Frequency TDD measurement & Inter RAT measurement GSM

FFS

6.8.2.5 Inter Frequency FDD measurement & Inter Frequency TDD measurement & Inter RAT measurement GSM

FFS

6.9 BCCH parameters

See clause 6.1.

6.10 Reference Radio Bearer configurations used in Radio Bearer interoperability testing

The reference radio bearer configurations are typical configurations of the radio interface. This sub-set of the mandatory set of radio bearer configurations supported by the UE is intended to be used as test configurations for testing of the UE. The purpose of the reference radio bearer configurations is to ensure interoperability of UE's in different regions and networks.

The reference radio bearer configurations are used in the radio bearer interoperability test cases, clause 14 of 3GPP TS 34.123-1 [1]. The reference radio bearer configurations are also intended to be the first choice for other test cases where a radio bearer configuration is needed. For test cases requiring alternative configurations not provided by the reference radio bearer configurations then these specific radio bearer configurations are either specified in the actual test case itself; or in case the configurations are used by more than one test case then these common radio bearer configurations are specified in clause 6.11 of the present document.

NOTE: If not specifically specified then the mid-value of the RM attribute value range as specified by the actual reference radio bearer configuration shall be applied for testing. However, in the case of UL and DL:3.4 kbps SRBs for DCCCH and where the Choice "Same As UL" is used for the IE "DL Transport channel information common for all transport channel", the RM attribute for the "DL:3.4 kbps SRBs for DCCCH" shall be set to the same value as that used in the Uplink.

6.10.1 QoS Architecture and RAB attributes

From a user point-of-view services are considered end-to-end, this means from a Terminal Equipment (TE) to another TE. An End-to-End Service may have a certain Quality of Service (QoS) which is provided for the user through the different networks. In UMTS, it is the UMTS Bearer Service that provides the requested QoS through the use of different QoS classes as defined in 3GPP TS 23.107 [15].

The UMTS Bearer Service consists of two parts, the Radio Access Bearer Service, RAB, and the Core Network Bearer Service. The Radio Access Bearer Service is realized by a Radio Bearer Service and an Iu-Bearer Service. The relationship between the services is illustrated in figure 6.10.1.1.

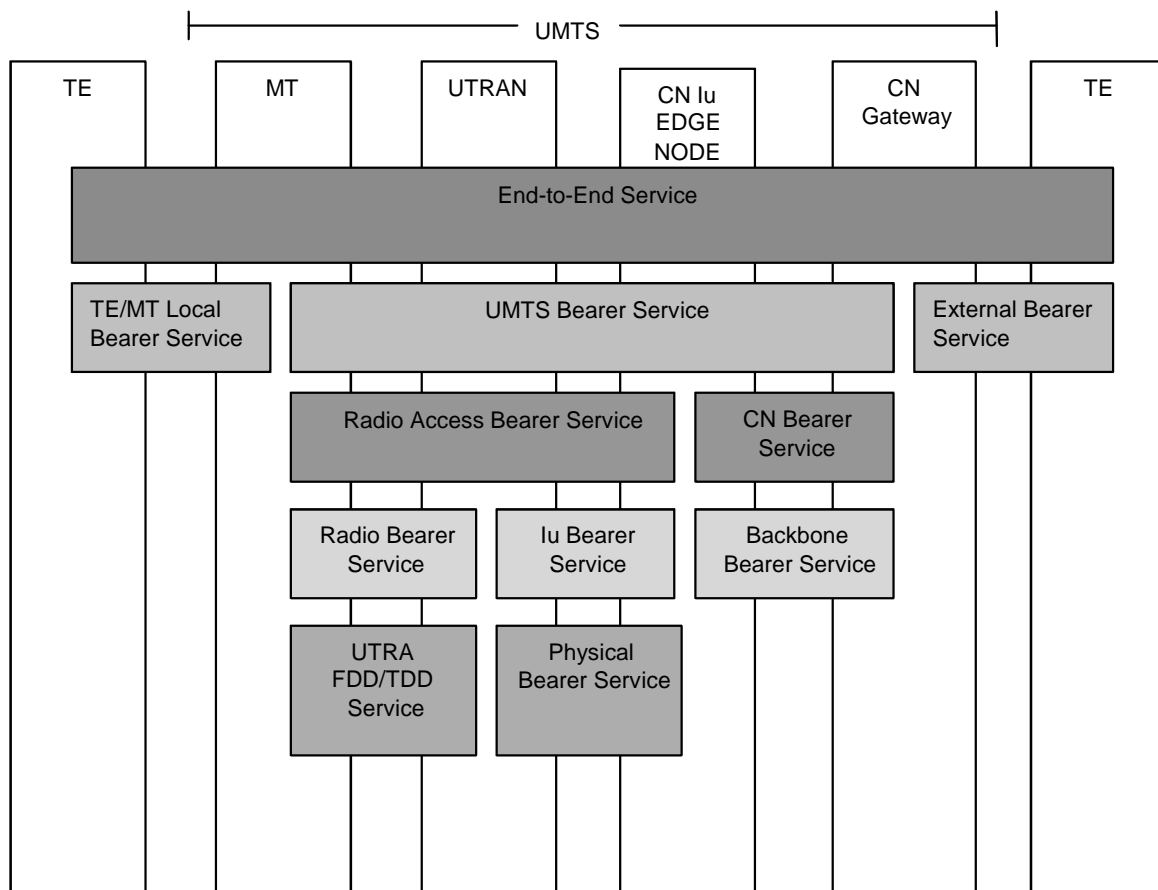


Figure 6.10.1.1: UMTS QoS Architecture

The Radio Access Bearer Service is characterized by a number of attributes such as Traffic class, Maximum bit rate, Guaranteed bit rate, SDU error ratio, Residual BER, Transfer Delay etc. As a first approach the four following attributes have been considered to come up with the parameter settings in clause 6.10.2.4 for FDD mode and clause 6.10.3.4 for TDD mode:

- Traffic class;
- SSD;
- Maximum bit rate;
- Residual BER.

The Traffic classes are explained in table 6.10.1.1. The Maximum bit rate has been considered at RLC layer and Physical Layer for the acknowledged and unacknowledged modes respectively. The Residual BER is understood as BER at RLC layer and Transport BLER for the acknowledged and unacknowledged modes respectively.

NOTE: The maximum bit rate in clause 6.10.2.4 for FDD mode and clause 6.10.3.4 for TDD mode is one of the RAB attribute as described above. For Interactive/Background PS RABs, however, the maximum bit rate of Radio Bearer can be lower than the maximum bit rate of RAB attributes due to radio resource management. Bit rates of Interactive/Background PS RABs described in 6.10.2.4 for FDD mode and clause 6.10.3.4 for TDD mode may represent the maximum bit rate of Radio Bearer taking account into this management.

Table 6.10.1.1: Traffic classes

Traffic class	Conversational class conversational RT	Streaming class streaming RT	Interactive class Interactive best effort	Background Background best effort
Fundamental characteristics	- Preserve time relation (variation) between information entities of the stream Conversational pattern (stringent and low delay)	- Preserve time relation (variation) between information entities of the stream (i.e. some but constant delay)	Request response pattern Preserve payload content	Destination is not expecting the data within a certain time Preserve payload content
Example of the application	- speech, video, etc.	- facsimile (NT) - streaming audio and video	- Web browsing	- background download of emails

6.10.2 RAB and signalling RB for FDD

6.10.2.1 RABs and signalling RBs

In the following clauses, the typical parameter sets are presented for reference RABs, signalling RBs and important combinations of them. The data rate given for each RAB is the maximum data rate that can be supported by that RAB.

NOTE: The granularity for each RAB needs to be clarified.

Table 6.10.2.1.1: Prioritized RABs

#	Traffic class 3GPP TS 23.107 [15]	SSD 3GPP TS 23.107 [15]	Max. rate, kbps	CS/PS	Version
1	Conversational	Speech	UL:12.2 DL:12.2	CS	R99
1a	Conversational	Speech	UL:(12.2 7.95 5.9 4.75) DL:(12.2 7.95 5.9 4.75)	CS	R99
1b	Conversational	Speech	UL:(12.2 7.4 5.9 4.75) DL:(12.2 7.4 5.9 4.75)	CS	R99
2	Conversational	Speech	UL:10.2 DL:10.2	CS	R99
2a	Conversational	Speech	UL:(10.2, 6.7, 5.9, 4.75) DL:(10.2, 6.7, 5.9, 4.75)	CS	R99
3	Conversational	Speech	UL:7.95 DL:7.95	CS	R99
4	Conversational	Speech	UL:7.4 DL:7.4	CS	R99
4a	Conversational	Speech	UL:(7.4, 6.7, 5.9, 4.75) DL:(7.4, 6.7, 5.9, 4.75)	CS	R99

#	Traffic class 3GPP TS 23.107 [15]	SSD 3GPP TS 23.107 [15]	Max. rate, kbps	CS/PS	Version
5	Conversational	Speech	UL:6.7 DL:6.7	CS	R99
6	Conversational	Speech	UL:5.9 DL:5.9	CS	R99
7	Conversational	Speech	UL:5.15 DL:5.15	CS	R99
8	Conversational	Speech	UL:4.75 DL:4.75	CS	R99
9	Conversational	Unknown	UL:28.8 DL:28.8	CS	R99
10	Conversational	Unknown	UL:64 DL:64	CS	R99
11	Conversational	Unknown	UL:32 DL:32	CS	R99
11a	Conversational	Unknown	UL:8 DL:8	PS	R99
12	Streaming	Unknown	UL:14.4 DL:14.4	CS	R99
13	Streaming	Unknown	UL:28.8 DL:28.8	CS	R99
14	Streaming	Unknown	UL:57.6 DL:57.6	CS	R99
15	Void				
15a	Streaming	Unknown	UL:16 DL:64	PS	R99
15b	Streaming	Unknown	UL:16 DL:128	PS	R99
16	Void				
17	Void				
18	Void				
19	Void				
20	Interactive or Background	N/A	UL:32 DL:8	PS	R99
20a	Interactive or Background	N/A	UL:8 DL:8	PS	R99
20b	Interactive or Background	N/A	UL:16 DL:16	PS	R99
20c	Interactive or Background	N/A	UL:32 DL:32	PS	R99
21	Void				
22	Interactive or Background	N/A	UL:32 DL:64	PS	R99
23	Interactive or Background	N/A	UL:64 DL:64	PS	R99
24	Interactive or Background	N/A	UL:64 DL:128	PS	R99
25	Interactive or Background	N/A	UL:128 DL:128	PS	R99
26	Interactive or Background	N/A	UL:64 DL:384	PS	R99
27	Interactive or Background	N/A	UL:128 DL:384	PS	R99
28	Interactive or Background	N/A	UL:384 DL:384	PS	R99
29	Interactive or Background	N/A	UL:64 DL:2048	PS	R99
30	Interactive or Background	N/A	UL:128 DL:2048	PS	R99
31	Void				
32	Interactive or Background	N/A	UL:64 DL:256	PS	R99
33	Interactive or Background	N/A	UL:0 DL:32	PS	R99
34	Interactive or Background	N/A	UL:32 DL: 0	PS	R99
35	Interactive or Background	N/A	UL:64 DL:144	PS	R99
36	Interactive or Background	N/A	UL:144 DL:144	PS	R99
37	Conversational	N/A	UL:42.8 DL:42.8	PS	REL-5
38	Conversational	Speech	UL:(12.65 8.85 6.6) DL:(12.65 8.85 6.6)	CS	REL-5
39	Interactive or Background	N/A	UL:64 DL:768	PS	REL-5

Table 6.10.2.1.2: Signalling RBs

#	Maximum rate, kbps	Logical channel	PhyCh onto which SRBs are mapped	Version
1	UL:1.7 DL:1.7	DCCH	DPCH	R99 and Rel-4 only
2	UL:3.4 DL:3.4	DCCH	DPCH	R99
3	UL:13.6 DL:13.6	DCCH	DPCH	R99
4	DL:27.2 (alt. 40.8)	DCCH	SCCPCH	R99
5	UL:16.6/23.8	CCCH	PRACH	R99/Rel-6
6	DL:30.4 (alt. 45.6)	CCCH	SCCPCH	R99
7	DL:33.2 (alt. 49.8)	BCCH	SCCPCH	R99
8	DL:24 (alt. 6.4)	PCCH	SCCPCH	R99
9	DL: 0.15	DCCH	DPCH	REL-5
10	UL: [max bit rate depending on UE category and TTI], DL: [max bit rate depending on UE category]	DCCH	E-DPCH/HS-DSCH	REL-6

6.10.2.2 Combinations of RABs and Signalling RBs

In the present document, physical channel parameters for following combinations of RABs and signalling RBs on a CCTrCH are described.

NOTE: It is understood that for speech service the AMR mode may be operated asymmetrically for the uplink and downlink.

Combinations on DPCH

- 1) Stand-alone UL:1.7 DL:1.7 kbps SRBs for DCCH (R99 and Rel-4 only).
- 2) Stand-alone UL:3.4 DL:3.4 kbps SRBs for DCCH.
- 3) Stand-alone UL:13.6 DL:13.6 kbps SRBs for DCCH.
- 4) Conversational / speech / UL:12.2 DL:12.2 kbps / CS RAB + UL:3.4 DL:3.4 kbps SRBs for DCCH.
- 4a) Conversational / speech / UL:(12.2 7.95 5.9 4.75) DL:(12.2 7.95 5.9 4.75) kbps / CS RAB + UL:3.4 DL:3.4 kbps SRBs for DCCH.
- 4b) Conversational / speech / UL:(12.2 7.4 5.9 4.75) DL:(12.2 7.4 5.9 4.75) kbps / CS RAB + UL:3.4 DL:3.4 kbps SRBs for DCCH + DL:0.15 kbps SRB#5 for DCCH (REL-4).
- 5) Conversational / speech / UL:10.2 DL:10.2 kbps / CS RAB + UL:3.4 DL:3.4 kbps SRBs for DCCH.
- 5a) Conversational / speech / UL:(10.2, 6.7, 5.9, 4.75) DL:(10.2, 6.7, 5.9, 4.75) kbps / CS RAB + UL:3.4 DL:3.4 kbps SRBs for DCCH.
- 6) Conversational / speech / UL:7.95 DL:7.95 kbps / CS RAB + UL:3.4 DL:3.4 kbps SRBs for DCCH.
- 7) Conversational / speech / UL:7.4 DL:7.4 kbps / CS RAB + UL:3.4 DL:3.4 kbps SRBs for DCCH.
- 7a) Conversational / speech / UL:(7.4, 6.7, 5.9, 4.75) DL:(7.4, 6.7, 5.9, 4.75) kbps / CS RAB + UL:3.4 DL:3.4 kbps SRBs for DCCH.
- 8) Conversational / speech / UL:6.7 DL:6.7 kbps / CS RAB + UL:3.4 DL:3.4 kbps SRBs for DCCH.
- 9) Conversational / speech / UL:5.9 DL:5.9 kbps / CS RAB + UL:3.4 DL:3.4 kbps SRBs for DCCH.
- 10) Conversational / speech / UL:5.15 DL:5.15 kbps / CS RAB + UL:3.4 DL:3.4 kbps SRBs for DCCH.
- 11) Conversational / speech / UL:4.75 DL:4.75 kbps / CS RAB + UL:3.4 DL:3.4 kbps SRBs for DCCH.
- 12) Conversational / unknown / UL:28.8 DL:28.8 kbps / CS RAB + UL:3.4 DL:3.4 kbps SRBs for DCCH.
- 13) Conversational / unknown / UL:64 DL:64 kbps / CS RAB + UL:3.4 DL:3.4 kbps SRBs for DCCH.
- 14) Conversational / unknown / UL:32 DL:32 kbps / CS RAB + UL:3.4 DL:3.4 kbps SRBs for DCCH.
- 15) Streaming / unknown / UL:14.4/DL:14.4 kbps / CS RAB + UL:3.4 DL:3.4 kbps SRBs for DCCH.
- 16) Streaming / unknown / UL:28.8/DL:28.8 kbps / CS RAB + UL:3.4 DL:3.4 kbps SRBs for DCCH.
- 17) Streaming / unknown / UL:57.6/DL:57.6 kbps / CS RAB + UL:3.4 DL:3.4 kbps SRBs for DCCH.
- 18) Void
- 19) Void.
- 20) Void.
- 21) Void.
- 22) Void.

- 23) Interactive or background / UL:32 DL:8 kbps / PS RAB + UL:3.4 DL:3.4 kbps SRBs for DCCH.
- 23a) Interactive or background / UL:8 DL:8 kbps / PS RAB + UL:3.4 DL:3.4 kbps SRBs for DCCH.
- 23b) Interactive or background / UL:16 DL:16 kbps / PS RAB + UL:3.4 DL:3.4 kbps SRBs for DCCH.
- 23c) Interactive or background / UL:32 DL:32 kbps / PS RAB + UL:3.4 DL:3.4 kbps SRBs for DCCH.
- 23d) Interactive or background / UL:32 DL:32 kbps / PS RAB (20 ms TTI) + UL:3.4 DL:3.4 kbps SRBs for DCCH.
- 24) Void
- 25) Interactive or background / UL:32 DL: 64 kbps / PS RAB + UL:3.4 DL:3.4 kbps SRBs for DCCH.
- 26) Interactive or background / UL:64 DL: 64 kbps / PS RAB + UL:3.4 DL:3.4 kbps SRBs for DCCH.
- 27) Interactive or background / UL:64 DL:128 kbps / PS RAB + UL:3.4 DL:3.4 kbps SRBs for DCCH.
- 28) Interactive or background / UL:128 DL:128 kbps / PS RAB + UL:3.4 DL:3.4 kbps SRBs for DCCH.
- 29) Interactive or background / UL:64 DL:144 kbps / PS RAB + UL:3.4 DL:3.4 kbps SRBs for DCCH.
- 30) Interactive or background / UL:144 DL:144 kbps / PS RAB + UL:3.4 DL:3.4 kbps SRBs for DCCH.
- 31) Interactive or background / UL:64 DL:256 kbps / PS RAB + UL:3.4 DL: 3.4 kbps SRBs for DCCH.
- 32) Interactive or background / UL:64 DL:384 kbps / PS RAB + UL:3.4 DL: 3.4 kbps SRBs for DCCH.
- 33) Interactive or background / UL:128 DL:384 kbps / PS RAB + UL:3.4 DL:3.4 kbps SRBs for DCCH.
- 34) Interactive or background / UL:384 DL:384 kbps / PS RAB + UL:3.4 DL:3.4 kbps SRBs for DCCH.
- 35) Interactive or background / UL:64 DL:2 048 kbps / PS RAB + UL:3.4 DL:3.4 kbps SRBs for DCCH.
- 36) Void
- 37) Void
- 38) Conversational / speech / UL:12.2 DL:12.2 kbps / CS RAB
+ Interactive or background / UL:32 DL:8 kbps / PS RAB
+ UL:3.4 DL:3.4 kbps SRBs for DCCH.
- 38a) Conversational / speech / UL:12.2 DL:12.2 kbps / CS RAB
+ Interactive or background / UL:0 DL:0 kbps / PS RAB
+ UL:3.4 DL:3.4 kbps SRBs for DCCH.
- 38b) Conversational / speech / UL:12.2 DL:12.2 kbps / CS RAB
+ Interactive or background / UL:8 DL:8 kbps / PS RAB
+ UL:3.4 DL:3.4 kbps SRBs for DCCH.
- 38c) Conversational / speech / UL:12.2 DL:12.2 kbps / CS RAB
+ Interactive or background / UL:32 DL:32 kbps / PS RAB
+ UL:3.4 DL:3.4 kbps SRBs for DCCH.
- 38d) Conversational / speech / UL:12.2 DL:12.2 kbps / CS RAB
+ Interactive or background / UL:64 DL:64 kbps / PS RAB
+ Interactive or background / UL:64 DL:64 kbps / PS RAB
+ UL:3.4 DL:3.4 kbps SRBs for DCCH.
- 38e) Conversational / speech / UL:(12.2 7.95 5.9 4.75) DL:(12.2 7.95 5.9 4.75) kbps / CS RAB
+ Interactive or background / UL:0 DL:0 kbps / PS RAB
+ UL:3.4 DL:3.4 kbps SRBs for DCCH.
- 38f) Conversational / speech / UL:(12.2 7.95 5.9 4.75) DL:(12.2 7.95 5.9 4.75) kbps / CS RAB
+ Interactive or background / UL:8 DL:8 kbps / PS RAB
+ UL:3.4 DL:3.4 kbps SRBs for DCCH.

- 38g) Conversational / speech / UL:(12.2 7.95 5.9 4.75) DL:(12.2 7.95 5.9 4.75) kbps / CS RAB
+ Interactive or background / UL:16 DL:16 kbps / PS RAB
+ UL:3.4 DL:3.4 kbps SRBs for DCCH.
- 38h) Conversational / speech / UL:(12.2 7.95 5.9 4.75) DL:(12.2 7.95 5.9 4.75) kbps / CS RAB
+ Interactive or background / UL:32 DL:32 kbps / PS RAB
+ UL:3.4 DL:3.4 kbps SRBs for DCCH.
- 38i) Conversational / speech / UL:(12.2 7.95 5.9 4.75) DL:(12.2 7.95 5.9 4.75) kbps / CS RAB
+ Interactive or background / UL:64 DL:64 kbps / PS RAB
+ UL:3.4 DL:3.4 kbps SRBs for DCCH.
- 38j) Conversational / speech / UL:(12.2 7.95 5.9 4.75) DL:(12.2 7.95 5.9 4.75) kbps / CS RAB
+ Interactive or background / UL:64 DL:128 kbps / PS RAB
+ UL:3.4 DL:3.4 kbps SRBs for DCCH.
- 38k) Conversational / speech / UL:12.2 DL:12.2 kbps / CS RAB
+ Interactive or background / UL:32 DL:32 kbps / PS RAB
+ Interactive or background / UL:32 DL:32 kbps / PS RAB
+ UL:3.4 DL:3.4 kbps SRBs for DCCH (L1 multiplexing).
- 39) Conversational / speech / UL:12.2 DL:12.2 kbps / CS RAB
+ Interactive or background / UL:32 DL:64 kbps / PS RAB
+ UL:3.4 DL:3.4 kbps SRBs for DCCH.
- 40) Conversational / speech / UL:12.2 DL:12.2 kbps / CS RAB
+ Interactive or background / UL:64 DL:64 kbps / PS RAB
+ UL:3.4 DL: 3.4 kbps SRBs for DCCH.
- 41) Conversational / speech / UL:12.2 DL:12.2 kbps / CS RAB
+ Interactive or background / UL:64 DL:128 kbps / PS RAB
+ UL:3.4 DL:3.4 kbps SRBs for DCCH.
- 42) Conversational / speech / UL:12.2 DL:12.2 kbps / CS RAB
+ Interactive or background / UL:64 DL:256 kbps / PS RAB
+ UL:3.4 DL:3.4 kbps SRBs for DCCH.
- 43) Conversational / speech / UL:12.2 DL:12.2 kbps / CS RAB
+ Interactive or background / UL:64 DL:384 kbps / PS RAB
+ UL:3.4 DL:3.4 kbps SRBs for DCCH.
- 44) Conversational / speech / UL:12.2 DL:12.2 kbps / CS RAB
+ Interactive or background / UL:128 DL:2 048 kbps / PS RAB
+ UL:3.4 DL:3.4 kbps SRBs for DCCH.
- 45) Conversational / speech / UL:12.2 DL:12.2 kbps / CS RAB
+ Streaming / unknown / UL:57.6 DL:57.6 kbps / CS RAB
+ UL:3.4 DL:3.4 kbps SRBs for DCCH.
- 46) Void
- 47) Void.
- 48) Void.
- 49) Conversational / speech / UL:12.2 DL:12.2 kbps / CS RAB
+ Conversational / unknown / UL:64 DL:64 kbps / CS RAB
+ UL:3.4 DL:3.4 kbps SRBs for DCCH.
- 49a) Conversational / speech / UL:(12.2 7.95 5.9 4.75) DL:(12.2 7.95 5.9 4.75) kbps / CS RAB
+ Conversational / unknown / UL:64 DL:64 kbps / CS RAB
+ UL:3.4 DL:3.4 kbps SRBs for DCCH.

- 50) Conversational / unknown / UL:64 DL:64 kbps / CS RAB
+ Conversational / unknown / UL:64 DL:64 kbps / CS RAB
+ UL:3.4 DL:3.4 kbps SRBs for DCCH.
- 51) Conversational / unknown / UL:64 DL:64 kbps / CS RAB
+ Interactive or background / UL:64 DL:64 kbps / PS RAB
+ UL:3.4 DL:3.4 kbps SRBs for DCCH.
- 51a) Conversational / unknown / UL:64 DL:64 kbps / CS RAB
+ Interactive or Background / UL:8 DL:8 kbps / PS RAB
+ UL:3.4 DL:3.4 kbps SRBs for DCCH.
- 51b) Conversational / unknown / UL:64 DL:64 kbps / CS RAB
+ Interactive or Background / UL:16 DL:64 kbps / PS RAB
+ UL:3.4 DL:3.4 kbps SRBs for DCCH.
- 52) Conversational / unknown / UL:64 DL:64 kbps / CS RAB
+ Interactive or background / UL:64 DL:128 kbps / PS RAB
+ UL:3.4 DL:3.4 kbps SRBs for DCCH.
- 53) Conversational / unknown / UL:64 DL:64 kbps / CS RAB
+ Interactive or background / UL:128 DL:128 kbps / PS RAB
+ UL:3.4 DL:3.4 kbps SRBs for DCCH.
- 54) Void
- 55) Void.
- 56) Interactive or background / UL:8 DL:8 kbps / PS RAB
+ Interactive or background / UL:8 DL:8 kbps / PS RAB
+ UL:3.4 DL:3.4 kbps SRBs for DCCH.
- 57) Interactive or background / UL:64 DL:64 kbps / PS RAB
+ Interactive or background / UL:64 DL:64 kbps / PS RAB
+ UL:3.4 DL:3.4 kbps SRBs for DCCH.
- 58) Streaming / unknown / UL:16 DL:64 kbps / PS RAB
+ Interactive or background / UL:8 DL:8 kbps / PS RAB
+ UL:3.4 DL:3.4 kbps SRBs for DCCH.
- 58a) Streaming / unknown / UL:16 DL:128 kbps / PS RAB + Interactive or background / UL:8 DL:8 kbps / PS RAB + UL:3.4 DL:3.4 kbps SRBs for DCCH
- 59) Conversational / Speech / UL:42.8 DL:42.8 kbps / PS RAB
+ Interactive or background / UL:16 DL:16 kbps / PS RAB
+ Interactive or background / UL:16 DL:16 kbps / PS RAB
+ UL:3.4 DL:3.4 kbps SRBs for DCCH (REL-5).
- 60) Conversational / Speech / UL:42.8 DL:42.8 kbps / PS RAB
+ Interactive or background / UL:16 DL:16 kbps / PS RAB
+ UL:3.4 DL:3.4 kbps SRBs for DCCH (REL-5).
- 61) Conversational / unknown / UL:8 DL:8 kbps / PS RAB
+ Interactive or Background / UL:8 DL:8 kbps / PS RAB +
+ UL:3.4 DL:3.4 kbps SRBs for DCCH
- 62) Conversational / speech / UL:(12.65 8.85 6.6) DL:(12.65 8.85 6.6) kbps / CS RAB
+ UL:3.4 DL:3.4 kbps SRBs for DCCH + DL:0.15 kbps SRB#5 for DCCH (REL-5).
- 63) Interactive or background / UL:64 DL:768 kbps / PS RAB
+ UL:3.4 DL: 3.4 kbps SRBs for DCCH (REL-5).

Combinations on DSCH and DPCH

- 1) Void

- 2) Interactive or background / UL:64 DL:384 kbps / PS RAB
+ UL:3.4 DL: 3.4 kbps SRBs for DCCH (R99 and Rel-4 only).
- 3) Interactive or background / UL:64 DL:2 048 kbps / PS RAB
+ UL:3.4 DL: 3.4 kbps SRBs for DCCH (R99 and Rel-4 only).
- 4) Void
- 5) Conversational / speech / UL:12.2 DL:12.2 kbps / CS RAB
+ Interactive or background / UL:64 DL:384 kbps / PS RAB
+ UL:3.4 DL:3.4 kbps SRBs for DCCH (R99 and Rel-4 only).
- 6) Conversational / speech / UL:12.2 DL:12.2 kbps / CS RAB
+ Interactive or background / UL:64 DL:2 048 kbps / PS RAB
+ UL:3.4 DL:3.4 kbps SRBs for DCCH (R99 and Rel-4 only).

Combinations on SCCPCH

- 1) Stand-alone 24 kbps SRB for PCCH.
- 2) Interactive or background / DL:32 kbps / PS RAB
+ SRB for CCCH
+ SRBs for DCCH
+ SRB for BCCH.
- 3) Interactive or background / DL:32 kbps / PS RAB
+ SRB for PCCH
+ SRB for CCCH
+ SRBs for DCCH
+ SRB for BCCH.
- 4) RB for CTCH
+ SRB for CCCH
+SRB for BCCH
- 5) 64.8kbps RB for MTCH with 80 ms TTI
- 6) 129.6 kbps RB for MTCH with 80 ms TTI
- 7) 259.2 kbps RB for MTCH with 40 ms TTI
- 8) 7.6 kbps signalling RB for MCCH
- 9) Interactive or background / DL:32 kbps / PS RAB
+ SRB for PCCH
+ SRB for CCCH
+ SRBs for DCCH
+ SRB for BCCH
+ SRB for MCCH.

Combinations on PRACH

- 1) Interactive or background / UL:32 kbps / PS RAB
+ SRB for CCCH
+ SRBs for DCCH.

Combinations on DPCH and HS-PDSCH

- 1) Interactive or background / UL:64 DL: [max bit rate depending on UE category] / PS RAB + UL:3.4 DL:3.4 kbps SRBs for DCCH (REL-5)
- 1a) Interactive or background / UL:128 DL: [max bit rate depending on UE category] / PS RAB + UL:3.4 DL:3.4 kbps SRBs for DCCH (REL-5)
- 2) Interactive or background / UL:384 DL: [max bit rate depending on UE category] / PS RAB + UL:3.4 DL:3.4 kbps SRBs for DCCH (REL-5)

- 3) Conversational / speech / UL:12.2 DL:12.2 kbps / CS RAB + Interactive or background / UL:384 DL:[Bit rate depending on the UE category] / PS RAB + UL:3.4 DL:3.4 kbps SRBs for DCCH (REL-5)
- 3a) Conversational / speech / UL:12.2 DL:12.2 kbps / CS RAB + Interactive or background / UL:64 DL:[Bit rate depending on the UE category] / PS RAB + UL:3.4 DL:3.4 kbps SRBs for DCCH (REL-5)
- 4) Conversational / unknown / UL:64 DL:64 kbps / CS RAB + Interactive or background / UL:384 DL:[Bit rate depending on the UE category] / PS RAB + UL:3.4 DL:3.4 kbps SRBs for DCCH (REL-5)
- 4a) Conversational / unknown / UL:64 DL:64 kbps / CS RAB + Interactive or background / UL:64 DL:[Bit rate depending on the UE category] / PS RAB + UL:3.4 DL:3.4 kbps SRBs for DCCH (REL-5)
- 5) Interactive or background / UL:384 DL:[Bit rate depending on the UE category] / PS RAB + Interactive or background / UL:384 DL:[Bit rate depending on the UE category] / PS RAB + UL:3.4 DL:3.4 kbps SRBs for DCCH (REL-5)
- 5a) Interactive or background / UL:64 DL:[Bit rate depending on the UE category] / PS RAB + Interactive or background / UL:64 DL:[Bit rate depending on the UE category] / PS RAB + UL:3.4 DL:3.4 kbps SRBs for DCCH (REL-5)
- 6) Streaming / unknown / UL:128 DL: [guaranteed 128, max bit rate depending on UE category] kbps / PS RAB + Interactive or background / UL:128 DL: [max bit rate depending on UE category] / PS RAB + UL:3.4 DL:3.4 kbps SRBs for DCCH (REL-5)
- 7) Conversational / speech / UL:12.2 DL:12.2 kbps / CS RAB + Streaming / unknown / UL:128 DL: [guaranteed 128, max bit rate depending on UE category] kbps / PS RAB + Interactive or background / UL:128 DL: [max bit rate depending on UE category] / PS RAB + UL:3.4 DL:3.4 kbps SRBs for DCCH (REL-5)
- 8) Conversational / speech / UL:(12.65 8.85 6.6) DL:(12.65 8.85 6.6) kbps / CS RAB + Interactive or Background / UL:384 DL:[Bit rate depending on the UE category] / PS RAB+ UL:3.4 DL:3.4 kbps SRBs for DCCH + DL:0.15 kbps SRB#5 for DCCH (REL-5)
- 9) Streaming MBMS PTP / unknown / UL:16 DL: [max bit rate depending on UE category] kbps / PS RAB + UL:3.4 DL:3.4 kbps SRBs for DCCH (REL-6)
- 10) Streaming MBMS PTP / unknown / UL:16 DL: [max bit rate depending on UE category] kbps / PS RAB + Interactive or background / UL:64 DL: [max bit rate depending on UE category] / PS RAB + Interactive or background / UL:64 DL: [max bit rate depending on UE category] / PS RAB + UL:3.4 DL:3.4 kbps SRBs for DCCH (REL-6)

Combinations on HS-PDSCH and E-DPDCH

- 0) Stand-alone UL: [max bit rate depending on UE category and TTI] DL:[max bit rate depending on UE category] SRBs for DCCH on E-DCH and HS-DSCH (REL-6)
- 1) Streaming or interactive or background / UL: [max bit rate depending on UE category and TTI] DL: [max bit rate depending on UE category] / PS RAB + UL:3.4 DL:3.4 kbps SRBs for DCCH on DCH (REL-6)
- 2) Streaming or interactive or background / UL: [max bit rate depending on UE category and TTI] DL: [max bit rate depending on UE category] / PS RAB + UL:[max bit rate depending on UE category and TTI] DL:3.4 kbps SRBs for DCCH on E-DCH and DL DCH (REL-6)
- 3) Streaming or interactive or background / UL: [max bit rate depending on UE category and TTI] DL: [max bit rate depending on UE category] / PS RAB + UL: [max bit rate depending on UE category and TTI] DL: [max bit rate depending on UE category] SRBs for DCCH on E-DCH and HS-DSCH (REL-6)
- 4) Conversational / speech / UL:12.2 DL:12.2 kbps / CS RAB + Streaming or interactive or background / UL: [max bit rate depending on UE category and TTI] DL: [max bit rate depending on UE category] / PS RAB + UL:3.4 DL:3.4 kbps SRBs for DCCH
- 5) Streaming or interactive or background / UL:[max bit rate depending on UE category and TTI] DL: [max bit rate depending on UE category] kbps / PS RAB + Streaming or interactive or background / UL: [max bit rate depending on UE category and TTI] DL: [max bit rate depending on UE category] / PS RAB + UL:[max bit rate depending on UE category and TTI] DL:3.4 kbps SRBs for DCCH on E-DCH and DL DCH

- 6) Conversational / unknown or speech / UL: [max bit rate depending on UE category and TTI] DL: [max bit rate depending on UE category] kbps / PS RAB + Streaming or Interactive or background / UL: [max bit rate depending on UE category and TTI] DL: [max bit rate depending on UE category] / PS RAB + UL: [max bit rate depending on UE category and TTI] DL: [max bit rate depending on UE category] SRBs for DCCH on E-DCH and HS-DSCH (REL-6)
- 7) Conversational / unknown or speech / UL: [max bit rate depending on UE category and TTI] DL: [max bit rate depending on UE category] kbps / PS RAB + Streaming or Interactive or background / UL: [max bit rate depending on UE category and TTI] DL: [max bit rate depending on UE category] / PS RAB + Streaming or Interactive or background / UL: [max bit rate depending on UE category and TTI] DL: [max bit rate depending on UE category] / PS RAB + UL: [max bit rate depending on UE category and TTI] DL: [max bit rate depending on UE category] SRBs for DCCH on E-DCH and HS-DSCH (REL-6)
- 8) Conversational / speech / UL:(12.65 8.85 6.6) DL:(12.65 8.85 6.6) kbps / CS RAB + Streaming or interactive or background / UL: [max bit rate depending on UE category and TTI] DL: [max bit rate depending on UE category] / PS RAB + UL:3.4 DL:3.4 kbps SRBs for DCCH + DL:0.15 kbps SRB#5 for DCCH (REL-6)
- 9) Conversational / speech / UL:(12.2, 7.95, 5.9, 4.75) kbps DL: (12.2, 7.95, 5.9, 4.75) kbps / CS RAB on E-DCH and HS-DSCH + UL: [max bit rate depending on UE category and TTI] DL: [max bit rate depending on UE category] SRBs for DCCH on E-DCH and HS-DSCH (REL-8 + NOTE1)
- 10) Conversational / speech / UL:(12.65, 8.85, 6.6) kbps DL: (12.65, 8.85, 6.6) kbps / CS RAB on E-DCH and HS-DSCH + UL: [max bit rate depending on UE category and TTI] DL: [max bit rate depending on UE category] SRBs for DCCH on E-DCH and HS-DSCH (REL-8 + NOTE1)

NOTE1: Support depends on the UE capability: Support for CS voice over HSPA. This is supported in rel-8 and may be supported in rel-7.

Combinations on PRACH and HS-DSCH

- 1) Interactive/Background / UL:32 DL: [max bit rate depending on UE category] with fixed RLC and MAC-ehs / PS RAB + SRBs for CCCH + DCCH on RACH and SRB with fixed RLC and MAC-ehs on HS-DSCH / DL:QPSK

6.10.2.3 Example of linkage between RABs and services

RABs, which are included in the present document, can provide the services as shown in table 6.10.1.1. Furthermore, the required BER for each RAB, which is assumed in the present document, is shown in table 6.10.2.3.1.

Table 6.10.2.3.1: Example of linkage between RABs and services

RAB				Residual BER [15]	Services
Traffic class [15]	SSD [15]	Max. rate, kbps	CS/PS		
Conversational	Speech	UL:4.75-12.2 DL:4.75-12.2	CS	5×10^{-4} , 1×10^{-3} , 5×10^{-3}	AMR speech
Conversational	Unknown	UL:64 DL:64	CS	1×10^{-4} or 1×10^{-6}	UDI 1B, 64k 3G-324M [15]
Conversational	Unknown	UL:32 DL:32	CS	1×10^{-4} or 1×10^{-6}	32k 3G-324M [15]
Conversational	Unknown	UL:28.8 DL:28.8	CS	1×10^{-3}	Transparent modem
Streaming	Unknown	UL:14.4 DL:14.4	CS	1×10^{-3}	FAX ^[6]
Streaming	Unknown	UL:28.8 DL:28.8	CS	1×10^{-3}	FAX [18] PIAFS 32 kbps
Streaming	Unknown	UL:57.6 DL:57.6	CS	1×10^{-3}	Modem [18], FTM [17] PIAFS 64 kbps
Streaming	Unknown	UL:64-128 or DL:64-384	CS	1×10^{-3} or 1×10^{-4}	Streaming video, uni-directional
Interactive or Background	N/A	UL:32-384 DL:8-2048	PS	1×10^{-3} or 1×10^{-4}	Packet

NOTE 1: SMS can be provided via the signalling RB (DCCH) on DPCH or SCCPCH.

NOTE 2: CBS can be provided via the signalling RB (CTCH) on SCCPCH.

NOTE 3: UDI n B can be provided via n RABs of conversational 64 kbps.

6.10.2.4 Typical radio parameter sets

NOTE: The order of tables and MAC-d flow numbering in this section may be different than the RB IDs and MAC-d flow IDs as defined in default messages in section 9.

6.10.2.4.1 Combinations on DPCH

6.10.2.4.1.1 Stand-alone UL:1.7 DL:1.7 kbps SRBs for DCCH

6.10.2.4.1.1.1 Uplink

6.10.2.4.1.1.1.1 Transport channel parameters

6.10.2.4.1.1.1.1.1 Transport channel parameters for UL:1.7 kbps SRBs for DCCH

Higher layer	RAB/signalling RB User of Radio Bearer	SRB#1 RRC	SRB#2 RRC	SRB#3 NAS_DT High prio	SRB#4 NAS_DT Low prio
RLC	Logical channel type	DCCH	DCCH	DCCH	DCCH
	RLC mode	UM	AM	AM	AM
	Payload sizes, bit	136	128	128	128
	Max data rate, bps	1 700	1 600	1 600	1 600
	AMD/UMD PDU header, bit	8	16	16	16
MAC	MAC header, bit	4	4	4	4
	MAC multiplexing	4 logical channel multiplexing			
Layer 1	TrCH type	DCH			
	TB sizes, bit	148 (alt 0, 148)			
	TFS	TF0, bits	0x148 (alt 1x0)		
		TF1, bits	1x148		
	TTI, ms	80			
	Coding type	CC 1/3			
	CRC, bit	16			
	Max number of bits/TTI before rate matching	516			
	Uplink: Max number of bits/radio frame before rate matching	65			
	RM attribute	155 to 185			

6.10.2.4.1.1.1.1.2 TFCS

TFCS size	2
TFCS	SRBs for DCCH = TF0, TF1

6.10.2.4.1.1.1.2 Physical channel parameters

DPCH Uplink	Min spreading factor	256
	Max number of DPDCH data bits/radio frame	150
	Puncturing Limit	1

6.10.2.4.1.1.2 Downlink

6.10.2.4.1.1.2.1 Transport channel parameters

6.10.2.4.1.1.2.1.1 Transport channel parameters for DL:1.7 kbps SRBs for DCCH

Higher layer	RAB/signalling RB User of Radio Bearer	SRB#1 RRC	SRB#2 RRC	SRB#3 NAS_DT High prio	SRB#4 NAS_DT Low prio
RLC	Logical channel type	DCCH	DCCH	DCCH	DCCH
	RLC mode	UM	AM	AM	AM

	Payload sizes, bit	136	128	128	128
	Max data rate, bps	1 700	1 600	1 600	1 600
	AMD/UMD PDU header, bit	8	16	16	16
MAC	MAC header, bit	4	4	4	4
	MAC multiplexing	4 logical channel multiplexing			
Layer 1	TrCH type	DCH			
	TB sizes, bit	148 (alt 0, 148) (note)			
	TFS	0 x148 (alt 1x0) (note)			
	TF0, bits	1x148			
	TF1, bits	1x148			
	TTI, ms	80			
	Coding type	CC 1/3			
	CRC, bit	16			
	Max number of bits/TTI before rate matching	516			
	RM attribute	155 to 185			
NOTE: Alternative parameters enable the measurement "transport channel BLER" in the UE.					

6.10.2.4.1.1.2.1.2 TFCS

TFCS size	2
TFCS	SRBs for DCCH = TF0, TF1

6.10.2.4.1.1.2.2 Physical channel parameters

DPCH Downlink	DTX position		Fixed
	Spreading factor		512
	DPCCH	Number of TFCI bits/slot	0
		Number of TPC bits/slot	2
		Number of Pilot bits/slot	4
	DPDCH	Number of data bits/slot	4
Number of data bits/frame		60	

6.10.2.4.1.2 Stand-alone UL:3.4 DL:3.4 kbps SRBs for DCCH

6.10.2.4.1.2.1 Uplink

6.10.2.4.1.2.1.1 Transport channel parameters

6.10.2.4.1.2.1.1.1 Transport channel parameters for UL:3.4 kbps SRBs for DCCH

Higher layer	RAB/signalling RB	SRB#1	SRB#2	SRB#3	SRB#4
	User of Radio Bearer	RRC	RRC	NAS_DT High prio	NAS_DT Low prio
RLC	Logical channel type	DCCH	DCCH	DCCH	DCCH
	RLC mode	UM	AM	AM	AM
	Payload sizes, bit	136	128	128	128
	Max data rate, bps	3 400	3 200	3 200	3 200
	AMD/UMD PDU header, bit	8	16	16	16
MAC	MAC header, bit	4	4	4	4
	MAC multiplexing	4 logical channel multiplexing			
Layer 1	TrCH type	DCH			
	TB sizes, bit	148 (alt 0, 148)			
	TFS	0x148 (alt 1x0)			
	TF0, bits	1x148			
	TF1, bits	1x148			
	TTI, ms	40			
	Coding type	CC 1/3			
	CRC, bit	16			
	Max number of bits/TTI before rate matching	516			
	Uplink: Max number of bits/radio frame before rate matching	129			
	RM attribute	155 to 185			

6.10.2.4.1.2.1.1.2 TFCS

TFCS size	2
TFCS	SRBs for DCCH = TF0, TF1

6.10.2.4.1.2.1.2 Physical channel parameters

DPCH Uplink	Min spreading factor	256
	Max number of DPDCH data bits/radio frame	150
	Puncturing Limit	1

6.10.2.4.1.2.2 Downlink

6.10.2.4.1.2.2.1 Transport channel parameters

6.10.2.4.1.2.2.1.1 Transport channel parameters for DL:3.4 kbps SRBs for DCCH

Higher layer	RAB/signalling RB	SRB#1	SRB#2	SRB#3	SRB#4
	User of Radio Bearer	RRC	RRC	NAS_DT High prio	NAS_DT Low prio
RLC	Logical channel type	DCCH	DCCH	DCCH	DCCH
	RLC mode	UM	AM	AM	AM
	Payload sizes, bit	136	128	128	128
	Max data rate, bps	3 400	3 200	3 200	3 200
	AMD/UMD PDU header, bit	8	16	16	16
MAC	MAC header, bit	4	4	4	4
	MAC multiplexing	4 logical channel multiplexing			
Layer 1	TrCH type	DCH			
	TB sizes, bit	148 (alt 0, 148) (note)			
	TFS	TF0, bits	0x148 (alt 1x0) (note)		
		TF1, bits	1x148		
	TTI, ms	40			
	Coding type	CC 1/3			
	CRC, bit	16			
	Max number of bits/TTI before rate matching	516			
	RM attribute	155 to 230			
NOTE: Alternative parameters enable the measurement "transport channel BLER" in the UE.					

6.10.2.4.1.2.2.1.2 TFCS

TFCS size	2
TFCS	SRBs for DCCH = TF0, TF1

6.10.2.4.1.2.2.2 Physical channel parameters

DPCH Downlink	DTX position	Fixed	
	Spreading factor	256	
	DPCCCH	Number of TFCl bits/slot	0
		Number of TPC bits/slot	2
		Number of Pilot bits/slot	4
	DPDCH	Number of data bits/slot	14
		Number of data bits/frame	210

6.10.2.4.1.3 Stand-alone UL:13.6 DL:13.6 kbps SRBs for DCCH

6.10.2.4.1.3.1 Uplink

6.10.2.4.1.3.1.1 Transport channel parameters

6.10.2.4.1.3.1.1.1 Transport channel parameters for UL:13.6 kbps SRBs for DCCH

Higher layer	RAB/signalling RB	SRB#1	SRB#2	SRB#3	SRB#4
	User of Radio Bearer	RRC	RRC	NAS_DT High prio	NAS_DT Low prio
RLC	Logical channel type	DCCH	DCCH	DCCH	DCCH
	RLC mode	UM	AM	AM	AM
	Payload sizes, bit	136	128	128	128
	Max data rate, bps	13 600	12 800	12 800	12 800
	AMD/UMD PDU header, bit	8	16	16	16
MAC	MAC header, bit	4	4	4	4
	MAC multiplexing	4 logical channel multiplexing			
Layer 1	TrCH type	DCH			
	TB sizes, bit	148 (alt 0, 148)			
	TFS	TF0, bits	0x148 (alt 1x0)		
		TF1, bits	1x148		
	TTI, ms	10			
	Coding type	CC 1/3			
	CRC, bit	16			
	Max number of bits/TTI before rate matching	516			
	Uplink: Max number of bits/radio frame before rate matching	516			

6.10.2.4.1.3.1.1.2 TFCS

TFCS size	2
TFCS	SRBs for DCCH = TF0, TF1

6.10.2.4.1.3.1.2 Physical channel parameters

DPCH Uplink	Min spreading factor	64
	Max number of DPDCH data bits/radio frame	600
	Puncturing Limit	1

6.10.2.4.1.3.2 Downlink

6.10.2.4.1.3.2.1 Transport channel parameters

6.10.2.4.1.3.2.1.1 Transport channel parameters for DL:13.6 kbps SRBs for DCCH

Higher layer	RAB/signalling RB	SRB#1	SRB#2	SRB#3	SRB#4
	User of Radio Bearer	RRC	RRC	NAS_DT High prio	NAS_DT Low prio
RLC	Logical channel type	DCCH	DCCH	DCCH	DCCH
	RLC mode	UM	AM	AM	AM
	Payload sizes, bit	136	128	128	128
	Max data rate, bps	13 600	12 800	12 800	12 800
	AMD/UMD PDU header, bit	8	16	16	16
MAC	MAC header, bit	4	4	4	4
	MAC multiplexing	4 logical channel multiplexing			
Layer 1	TrCH type	DCH			
	TB sizes, bit	148 (alt 0, 148) (note)			
	TFS	TF0, bits	0x148 (alt 1x0) (note)		
		TF1, bits	1x148		
	TTI, ms	10			
	Coding type	CC 1/3			
	CRC, bit	16			

	Max number of bits/TTI before rate matching	516
NOTE: alternative parameters enable the measurement "transport channel BLER" in the UE.		

6.10.2.4.1.3.2.1.2 TFCS

TFCS size	2
TFCS	SRBs for DCCH = TF0, TF1

6.10.2.4.1.3.2.2 Physical channel parameters

DPCH Downlink	DTX position		Fixed
	Spreading factor		128
	DPCCH	Number of TFCI bits/slot	0
		Number of TPC bits/slot	2
		Number of Pilot bits/slot	4
	DPDCH	Number of data bits/slot	34
		Number of data bits/frame	510

6.10.2.4.1.4 Conversational / speech / UL:12.2 DL:12.2 kbps / CS RAB + UL:3.4 DL:3.4 kbps
SRBs for DCCH

6.10.2.4.1.4.1 Uplink

6.10.2.4.1.4.1.1 Transport channel parameters

6.10.2.4.1.4.1.1.1 Transport channel parameters for Conversational / speech / UL:12.2 kbps / CS RAB

Higher layer	RAB/Signalling RB	RAB subflow #1	RAB subflow #2	RAB subflow #3	
RLC	Logical channel type	DTCH			
	RLC mode	TM	TM	TM	
	Payload sizes, bit	39, 81 (alt. 0, 39, 81)	103	60	
	Max data rate, bps	12 200			
	TrD PDU header, bit	0			
MAC	MAC header, bit	0			
	MAC multiplexing	N/A			
Layer 1	TrCH type	DCH	DCH	DCH	
	TB sizes, bit	39, 81 (alt. 0, 39, 81)	103	60	
	TFS	TF0, bits	0x81(alt. 1x0) (note)	0x103	0x60
		TF1, bits	1x39	1x103	1x60
		TF2, bits	1x81	N/A	N/A
	TTI, ms	20	20	20	
	Coding type	CC 1/3	CC 1/3	CC 1/2	
	CRC, bit	12	N/A	N/A	
	Max number of bits/TTI after channel coding	303	333	136	
	Uplink: Max number of bits/radio frame before rate matching	152	167	68	
RM attribute	180 to 220	170 to 210	215 to 256		
NOTE: In case of using this alternative, CRC parity bits are to be attached to RAB subflow#1 any time since number of TrBlks are 1 even if there is no data on RAB subflow#1 (see clause 4.2.1.1 in 3GPP TS 25.212 [14]).					

6.10.2.4.1.4.1.1.2 Transport channel parameters for UL:3.4 kbps SRBs for DCCH

See clause 6.10.2.4.1.2.1.1.

6.10.2.4.1.4.1.1.3 TFCS

TFCS size	6
TFCS	(RAB subflow#1, RAB subflow#2, RAB subflow#3,DCCH)=

	(TF0, TF0, TF0, TF0), (TF1, TF0, TF0, TF0), (TF2, TF1, TF1, TF0), (TF0, TF0, TF0, TF1), (TF1, TF0, TF0, TF1), (TF2, TF1, TF1, TF1)
--	---

6.10.2.4.1.4.1.2 Physical channel parameters

DPCH Uplink	Min spreading factor	64
	Max number of DPDCH data bits/radio frame	600
	Puncturing Limit	0.84

6.10.2.4.1.4.2 Downlink

6.10.2.4.1.4.2.1 Transport channel parameters

6.10.2.4.1.4.2.1.1 Transport channel parameters for Conversational / speech / DL:12.2 kbps / CS RAB

Higher layer	RAB/Signalling RB	RAB subflow #1	RAB subflow #2	RAB subflow #3	
RLC	Logical channel type	DTCH			
	RLC mode	TM	TM	TM	
	Payload sizes, bit	0	103	60	
		39			
		81			
	Max data rate, bps	12 200			
TrD PDU header, bit	0				
MAC	MAC header, bit	0			
	MAC multiplexing	N/A			
Layer 1	TrCH type	DCH	DCH	DCH	
	TB sizes, bit	0	103	60	
		39			
		81			
	TFS (note 1)	TF0, bits	1x0 (note 2)	0x103	0x60
		TF1, bits	1x39	1x103	1x60
		TF2, bits	1x81	N/A	N/A
	TTI, ms	20	20	20	
	Coding type	CC 1/3	CC 1/3	CC 1/2	
	CRC, bit	12	N/A	N/A	
	Max number of bits/TTI after channel coding	303	333	136	
RM attribute	180 to 220	170 to 210	215 to 256		
NOTE 1: The TrCH corresponding to RAB subflow #1 should be used as the guiding TrCH, (see clause 4.3 in 3GPP TS 25.212 [14]).					
NOTE 2: CRC parity bits are to be attached to RAB subflow#1 any time since number of TrBlks are 1 even if there is no data on RAB subflow#1 (see clause 4.2.1.1 in 3GPP TS 25.212 [14]).					

6.10.2.4.1.4.2.1.2 Transport channel parameters for DL:3.4 kbps SRBs for DCCH

See clause 6.10.2.4.1.2.2.1.1.

6.10.2.4.1.4.2.1.3 TFCS

TFCS size	6
TFCS	(RAB subflow#1, RAB subflow#2, RAB subflow#3,DCCH)= (TF0, TF0, TF0, TF0), (TF1, TF0, TF0, TF0), (TF2, TF1, TF1, TF0), (TF0, TF0, TF0, TF1), (TF1, TF0, TF0, TF1), (TF2, TF1, TF1, TF1)

6.10.2.4.1.4.2.2 Physical channel parameters

DPCH Downlink	DTX position	Fixed	
	Spreading factor	128	
	DPCCH	Number of TFCl bits/slot	0
		Number of TPC bits/slot	2
		Number of Pilot bits/slot	4
	DPDCH	Number of data bits/slot	34
		Number of data bits/frame	510

- 6.10.2.4.1.4a Conversational / speech / UL:(12.2 7.95 5.9 4.75) DL:(12.2 7.95 5.9 4.75) kbps / CS RAB + UL:3.4 DL:3.4 kbps SRBs for DCCH
- 6.10.2.4.1.4a.1 Uplink
- 6.10.2.4.1.4a.1.1 Transport channel parameters
- 6.10.2.4.1.4a.1.1.1 Transport channel parameters for Conversational / speech / UL: (12.2 7.95 5.9 4.75) kbps / CS RAB

Higher layer	RAB/Signalling RB	RAB subflow #1	RAB subflow #2	RAB subflow #3	
RLC	Logical channel type	DTCH			
	RLC mode	TM	TM	TM	
	Payload sizes, bit	39, 42, 55, 75, 81 (alt. 0, 39, 81)	53, 63, 84, 103	60	
	Max data rate, bps	12 200			
	TrD PDU header, bit	0			
MAC	MAC header, bit	0			
	MAC multiplexing	N/A			
Layer 1	TrCH type	DCH	DCH	DCH	
	TB sizes, bit	39, 42, 55, 75, 81 (alt. 0, 39, 42, 55, 75, 81)	53, 63, 84, 103	60	
	TFS	TF0, bits	0x81(alt. 1x0) (note)	0x103	0x60
		TF1, bits	1x39	1x53	1x60
		TF2 bits	1x42	1x63	N/A
		TF3, bits	1x55	1x84	N/A
		TF4, bits	1x75	1x103	N/A
		TF5, bits	1x81	N/A	N/A
	TTI, ms	20	20	20	
	Coding type	CC 1/3	CC 1/3	CC 1/2	
	CRC, bit	12	N/A	N/A	
	Max number of bits/TTI after channel coding	303	333	136	
	Uplink: Max number of bits/radio frame before rate matching	152	167	68	
	RM attribute	180 to 220	170 to 210	215 to 256	
NOTE:	In case of using this alternative, CRC parity bits are to be attached to RAB subflow#1 any time since number of TrBIs are 1 even if there is no data on RAB subflow#1 (see clause 4.2.1.1 in 3GPP TS 25.212 [14]).				

- 6.10.2.4.1.4a.1.1.2 Transport channel parameters for UL:3.4 kbps SRBs for DCCH

See clause 6.10.2.4.1.2.1.1.1.

- 6.10.2.4.1.4a.1.1.3 TFCS

TFCS size	12
TFCS	(RAB subflow#1, RAB subflow#2, RAB subflow#3, DCCH)= (TF0,TF0,TF0,TF0), (TF1,TF0,TF0,TF0), (TF2,TF1,TF0,TF0), (TF3,TF2,TF0,TF0), (TF4,TF3,TF0,TF0), (TF5,TF4,TF1,TF0), (TF0,TF0,TF0,TF1), (TF1,TF0,TF0,TF1), (TF2,TF1,TF0,TF1), (TF3,TF2,TF0,TF1), (TF4,TF3,TF0,TF1), (TF5,TF4,TF1,TF1)

- 6.10.2.4.1.4a.1.2 Physical channel parameters

DPCH Uplink	Min spreading factor	64
	Max number of DPDCH data bits/radio frame	600
	Puncturing Limit	0.84

6.10.2.4.1.4a.2 Downlink

6.10.2.4.1.4a.2.1 Transport channel parameters

6.10.2.4.1.4a.2.1.1 Transport channel parameters for Conversational / speech / DL: (12.2 7.95 5.9 4.75) kbps / CS RAB

Higher layer	RAB/Signalling RB	RAB subflow #1	RAB subflow #2	RAB subflow #3	
RLC	Logical channel type	DTCH			
	RLC mode	TM	TM	TM	
	Payload sizes, bit	0, 39, 42, 55, 75, 81	53, 63, 84, 103	60	
	Max data rate, bps	12 200			
	TrD PDU header, bit	0			
MAC	MAC header, bit	0			
	MAC multiplexing	N/A			
Layer 1	TrCH type	DCH	DCH	DCH	
	TB sizes, bit	0, 39, 42, 55, 75, 81	53, 63, 84, 103	60	
	TFS (note 1)	TF0, bits	1x0 (note 2)	0x103	0x60
		TF1, bits	1x39	1x53	1x60
		TF2, bits	1x42	1x63	N/A
		TF3, bits	1x55	1x84	N/A
		TF4, bits	1x75	1x103	N/A
		TF5, bits	1x81	N/A	N/A
	TTI, ms	20	20	20	
	Coding type	CC 1/3	CC 1/3	CC 1/2	
	CRC, bit	12	N/A	N/A	
	Max number of bits/TTI after channel coding	303	333	136	
	RM attribute	180 to 220	170 to 210	215 to 256	
NOTE 1: The TrCH corresponding to RAB subflow #1 should be used as the guiding TrCH, (see clause 4.3 in 3GPP TS 25.212 [14]).					
NOTE 2: CRC parity bits are to be attached to RAB subflow#1 any time since number of TrBlks are 1 even if there is no data on RAB subflow#1 (see clause 4.2.1.1 in 3GPP TS 25.212 [14]).					

6.10.2.4.1.4a.2.1.2 Transport channel parameters for DL:3.4 kbps SRBs for DCCH

See clause 6.10.2.4.1.2.2.1.1

6.10.2.4.1.4a.2.1.3 TFCS

TFCS size	12
TFCS	(RAB subflow#1, RAB subflow#2, RAB subflow#3, DCCH)= (TF0,TF0,TF0,TF0), (TF1,TF0,TF0,TF0), (TF2,TF1,TF0,TF0), (TF3,TF2,TF0,TF0), (TF4,TF3,TF0,TF0), (TF5,TF4,TF1,TF0), (TF0,TF0,TF0,TF1), (TF1,TF0,TF0,TF1), (TF2,TF1,TF0,TF1), (TF3,TF2,TF0,TF1), (TF4,TF3,TF0,TF1), (TF5,TF4,TF1,TF1)

6.10.2.4.1.4a.2.2 Physical channel parameters

DPCH Downlink	DTX position		Fixed
	Spreading factor		128
	DPCCH	Number of TFCl bits/slot	0
		Number of TPC bits/slot	2
		Number of Pilot bits/slot	4
	DPDCH	Number of data bits/slot	34
		Number of data bits/frame	510

6.10.2.4.1.4b Conversational / speech / UL:(12.2 7.4 5.9 4.75) DL:(12.2 7.4 5.9 4.75) kbps / CS RAB + UL:3.4 DL:3.4 kbps SRBs for DCCH + DL:0.15 kbps SRB#5 for DCCH

6.10.2.4.1.4b.1.1 Transport channel parameters

6.10.2.4.1.4b.1.1.1 Transport channel parameters for Conversational / speech / UL: (12.2 7.4 5.9 4.75) kbps / CS RAB

Higher layer	RAB/Signalling RB	RAB subflow #1	RAB subflow #2	RAB subflow #3	
RLC	Logical channel type	DTCH			
	RLC mode	TM	TM	TM	
	Payload sizes, bit	39, 42, 55, 61, 81 (alt. 0, 39, 42, 55, 61, 81)	53, 63, 87, 103	60	
	Max data rate, bps	12 200			
	TrD PDU header, bit	0			
MAC	MAC header, bit	0			
	MAC multiplexing	N/A			
Layer 1	TrCH type	DCH	DCH	DCH	
	TB sizes, bit	39, 42, 55, 61, 81 (alt. 0, 39, 42, 55, 61, 81)	53, 63, 87, 103	60	
	TFS	TF0, bits	0x81(alt. 1x0) (note)	0x103	0x60
		TF1, bits	1x39	1x53	1x60
		TF2 bits	1x42	1x63	N/A
		TF3, bits	1x55	1x87	N/A
		TF4, bits	1x61	1x103	N/A
		TF5, bits	1x81	N/A	N/A
	TTI, ms	20	20	20	
	Coding type	CC 1/3	CC 1/3	CC 1/2	
	CRC, bit	12	N/A	N/A	
	Max number of bits/TTI after channel coding	303	333	136	
	Uplink: Max number of bits/radio frame before rate matching	152	167	68	
	RM attribute	180 to 220	170 to 210	215 to 256	
	NOTE: In case of using this alternative, CRC parity bits are to be attached to RAB subflow#1 any time since number of TrBlks are 1 even if there is no data on RAB subflow#1 (see clause 4.2.1.1 in 3GPP TS 25.212 [14]).				

6.10.2.4.1.4b.1.1.2 Transport channel parameters for UL:3.4 kbps SRBs for DCCH

See subclause 6.10.2.4.1.2.1.1.1 of [1].

6.10.2.4.1.4b.1.1.3 TFCS

See subclause 6.10.2.4.1.4a.1.1.3 of [1].

6.10.2.4.1.4b.1.1.4 TFC subset list

TFC subset list size	4
TFC subset list	<p>0 = {(TF0,TF0,TF0,TF0), (TF1,TF0,TF0,TF0), (TF2,TF1,TF0,TF0), (TF0,TF0,TF0,TF1), (TF1,TF0,TF0,TF1), (TF2,TF1,TF0,TF1)},</p> <p>1 = {(TF0,TF0,TF0,TF0), (TF1,TF0,TF0,TF0), (TF2,TF1,TF0,TF0), (TF3,TF2,TF0,TF0), (TF0,TF0,TF0,TF1), (TF1,TF0,TF0,TF1), (TF2,TF1,TF0,TF1), (TF3,TF2,TF0,TF1)},</p> <p>2 = {(TF0,TF0,TF0,TF0), (TF1,TF0,TF0,TF0), (TF2,TF1,TF0,TF0), (TF3,TF2,TF0,TF0), (TF4,TF3,TF0,TF0), (TF0,TF0,TF0,TF1), (TF1,TF0,TF0,TF1), (TF2,TF1,TF0,TF1), (TF3,TF2,TF0,TF1), (TF4,TF3,TF0,TF1)}</p> <p>3 = {(TF0,TF0,TF0,TF0), (TF1,TF0,TF0,TF0), (TF2,TF1,TF0,TF0), (TF3,TF2,TF0,TF0), (TF4,TF3,TF0,TF0), (TF5,TF4,TF1,TF0), (TF0,TF0,TF0,TF1), (TF1,TF0,TF0,TF1), (TF2,TF1,TF0,TF1), (TF3,TF2,TF0,TF1), (TF4,TF3,TF0,TF1), (TF5,TF4,TF1,TF1)}</p>

6.10.2.4.1.4b.1.2 Physical channel parameters

See subclause 6.10.2.4.1.4a.1.2 of [1].

DPCH Uplink	Min spreading factor	64
	Max number of DPDCH data bits/radio frame	600
	Puncturing Limit	0.84

- 6.10.2.4.1.4b.2 Downlink
- 6.10.2.4.1.4b.2.1 Transport channel parameters
- 6.10.2.4.1.4b.2.1.1 Transport channel parameters for Conversational / speech / DL: (12.2 7.4 5.9 4.75) kbps / CS RAB

Higher layer	RAB/Signalling RB	RAB subflow #1	RAB subflow #2	RAB subflow #3	
RLC	Logical channel type	DTCH			
	RLC mode	TM	TM	TM	
	Payload sizes, bit	0, 39, 42, 55, 61, 81	53, 63, 87, 103	60	
	Max data rate, bps	12 200			
	TrD PDU header, bit	0			
MAC	MAC header, bit	0			
	MAC multiplexing	N/A			
Layer 1	TrCH type	DCH	DCH	DCH	
	TB sizes, bit	0, 39, 42, 55, 61, 81	53, 63, 87, 103	60	
	TFS (note 1)	TF0, bits	1x0 (note 2)	0x103	0x60
		TF1, bits	1x39	1x53	1x60
		TF2, bits	1x42	1x63	N/A
		TF3, bits	1x55	1x87	N/A
		TF4, bits	1x61	1x103	N/A
		TF5, bits	1x81	N/A	N/A
	TTI, ms	20	20	20	
	Coding type	CC 1/3	CC 1/3	CC 1/2	
	CRC, bit	12	N/A	N/A	
	Max number of bits/TTI after channel coding	303	333	136	
	RM attribute	180 to 220	170 to 210	215 to 256	
NOTE 1: The TrCH corresponding to RAB subflow #1 should be used as the guiding TrCH, (see clause 4.3 in 3GPP TS 25.212 [14]).					
NOTE 2: CRC parity bits are to be attached to RAB subflow#1 any time since number of TrBlks are 1 even if there is no data on RAB subflow#1 (see clause 4.2.1.1 in 3GPP TS 25.212 [14]).					

- 6.10.2.4.1.4b.2.1.2 Transport channel parameters for DL:3.4 kbps SRBs for DCCH

See subclause 6.10.2.4.1.2.2.1.1 of [1].

- 6.10.2.4.1.4b.2.1.3 Transport channel parameters for DL:0.15 kbps SRB#5 for DCCH

See subclause 6.10.2.4.1.62.2.1.3 of [1].

- 6.10.2.4.1.4b.2.1.3 TFCS

TFCS size	24
TFCS	(RAB subflow#1, RAB subflow#2, RAB subflow#3, DCCH, DCCH 0.15)= (TF0,TF0,TF0,TF0,TF0), (TF1,TF0,TF0,TF0,TF0), (TF2,TF1,TF0,TF0,TF0), (TF3,TF2,TF0,TF0,TF0), (TF4,TF3,TF0,TF0,TF0), (TF5,TF4,TF1,TF0,TF0), (TF0,TF0,TF0,TF1,TF0), (TF1,TF0,TF0,TF1,TF0), (TF2,TF1,TF0,TF1,TF0), (TF3,TF2,TF0,TF1,TF0), (TF4,TF3,TF0,TF1,TF0), (TF5,TF4,TF1,TF1,TF0), (TF0,TF0,TF0,TF0,TF1), (TF1,TF0,TF0,TF0,TF1), (TF2,TF1,TF0,TF0,TF1), (TF3,TF2,TF0,TF0,TF1), (TF4,TF3,TF0,TF0,TF1), (TF5,TF4,TF1,TF0,TF1), (TF0,TF0,TF0,TF1,TF1), (TF1,TF0,TF0,TF1,TF1), (TF2,TF1,TF0,TF1,TF1), (TF3,TF2,TF0,TF1,TF1), (TF4,TF3,TF0,TF1,TF1), (TF5,TF4,TF1,TF1,TF1)

- 6.10.2.4.1.4b.2.2 Physical channel parameters

See subclause 6.10.2.4.1.4a.2.2 of [1].

- 6.10.2.4.1.5 Conversational / speech / UL:10.2 DL:10.2 kbps / CS RAB + UL:3.4 DL:3.4 kbps SRBs for DCCH

- 6.10.2.4.1.5.1 Uplink

- 6.10.2.4.1.5.1.1 Transport channel parameters

6.10.2.4.1.5.1.1.1 Transport channel parameters for Conversational / speech / UL:10.2 kbps / CS RAB

Higher layer	RAB/Signalling RB	RAB subflow #1	RAB subflow #2	RAB subflow #3	
RLC	Logical channel type	DTCH			
	RLC mode	TM	TM	TM	
	Payload sizes, bit	39, 65 (alt. 0, 39, 65)	99	40	
	Max data rate, bps	10 200			
	TrD PDU header, bit	0			
MAC	MAC header, bit	0			
	MAC multiplexing	N/A			
Layer 1	TrCH type	DCH	DCH	DCH	
	TB sizes, bit	39, 65 (alt. 0, 39, 65)	99	40	
	TFS	TF0, bits	0x65 (alt. 1x0) (note)	0x99	0x40
		TF1, bits	1x39	1x99	1x40
		TF2, bits	1x65	N/A	N/A
	TTI, ms	20	20	20	
	Coding type	CC 1/3	CC 1/3	CC 1/2	
	CRC, bit	12	N/A	N/A	
	Max number of bits/TTI after channel coding	255	321	96	
	Uplink: Max number of bits/radio frame before rate matching	128	161	48	
	RM attribute	180 to 220	170 to 210	215 to 256	
NOTE: In case of using this alternative, CRC parity bits are to be attached to RAB subflow#1 any time since number of TrBlks are 1 even if there is no data on RAB subflow#1 (see clause 4.2.1.1 in 3GPP TS 25.212 [14]).					

6.10.2.4.1.5.1.1.2 Transport channel parameters for UL:3.4 kbps SRBs for DCCH

See clause 6.10.2.4.1.2.1.1.1.

6.10.2.4.1.5.1.1.3 TFCS

TFCS size	6
TFCS	(RAB subflow#1, RAB subflow#2, RAB subflow#3, DCCH)= (TF0, TF0, TF0, TF0), (TF1, TF0, TF0, TF0), (TF2, TF1, TF1, TF0), (TF0, TF0, TF0, TF1), (TF1, TF0, TF0, TF1), (TF2, TF1, TF1, TF1)

6.10.2.4.1.5.1.2 Physical channel parameters

DPCH Uplink	Min spreading factor	64
	Max number of DPDCH data bits/radio frame	600
	Puncturing Limit	0.96

6.10.2.4.1.5.2 Downlink

6.10.2.4.1.5.2.1 Transport channel parameters

6.10.2.4.1.5.2.1.1 Transport channel parameters for Conversational / speech / DL:10.2 kbps / CS RAB

Higher layer	RAB/Signalling RB	RAB subflow #1	RAB subflow #2	RAB subflow #3
RLC	Logical channel type	DTCH		
	RLC mode	TM	TM	TM
	Payload sizes, bit	0 39 65	99	40
	Max data rate, bps	10 200		
	TrD PDU header, bit	0		
MAC	MAC header, bit	0		
	MAC multiplexing	N/A		

Layer 1	TrCH type		DCH	DCH	DCH
	TB sizes, bit		0 39 65	99	40
	TFS (note 1)	TF0, bits	1x0 (note 2)	0x99	0x40
		TF1, bits	1x39	1x99	1x40
		TF2, bits	1x65	N/A	N/A
	TTI, ms		20	20	20
	Coding type		CC 1/3	CC 1/3	CC 1/2
	CRC, bit		12	N/A	N/A
	Max number of bits/TTI after channel coding		255	321	96
RM attribute		180 to 220	170 to 210	215 to 256	

NOTE 1: The TrCH corresponding to RAB subflow #1 should be used as the guiding TrCH, (see clause 4.3 in 3GPP TS 25.212 [14]).

NOTE 2: CRC parity bits are to be attached to RAB subflow#1 any time since number of TrBlks are 1 even if there is no data on RAB subflow#1 (see clause 4.2.1.1 in 3GPP TS 25.212 [14]).

6.10.2.4.1.5.2.1.2 Transport channel parameters for DL:3.4 kbps SRBs for DCCH

See clause 6.10.2.4.1.2.2.1.1.

6.10.2.4.1.5.2.1.3 TFCS

TFCS size	6
TFCS	(RAB subflow#1, RAB subflow#2, RAB subflow#3,DCCH)= (TF0, TF0, TF0, TF0), (TF1, TF0, TF0, TF0), (TF2, TF1, TF1, TF0), (TF0, TF0, TF0, TF1), (TF1, TF0, TF0, TF1), (TF2, TF1, TF1, TF1)

6.10.2.4.1.5.2.2 Physical channel parameters

DPCH Downlink	DTX position		Fixed
	Spreading factor		128
	DPCCH	Number of TFCI bits/slot	0
		Number of TPC bits/slot	2
		Number of Pilot bits/slot	4
	DPDCH	Number of data bits/slot	34
		Number of data bits/frame	510

6.10.2.4.1.5a Conversational / speech / UL:(10.2, 6.7, 5.9, 4.75) DL:(10.2, 6.7, 5.9, 4.75) kbps / CS RAB + UL:3.4 DL:3.4 kbps SRBs for DCCH

6.10.2.4.1.5a.1 Uplink

6.10.2.4.1.5a.1.1 Transport channel parameters

6.10.2.4.1.5a.1.1.1 Transport channel parameters for Conversational / speech / UL:(10.2, 6.7, 5.9, 4.75) kbps / CS RAB

Higher layer	RAB/Signalling RB	RAB subflow #1	RAB subflow #2	RAB subflow #3	
RLC	Logical channel type		DTCH		
	RLC mode		TM	TM	
	Payload sizes, bit		39, 42, 55, 58, 65 (alt. 0, 39, 42, 55, 58, 65)	53, 63, 76, 99	40
	Max data rate, bps		10 200		
	TrD PDU header, bit		0		
MAC	MAC header, bit		0		
	MAC multiplexing		N/A		
Layer 1	TrCH type		DCH	DCH	
	TB sizes, bit		39, 42, 55, 58, 65 (alt. 0, 39, 42, 55, 58, 65)	53, 63, 76, 99	
	TFS	TF0, bits	0x65 (alt. 1x0) (note)	0x99	0x40
		TF1, bits	1x39	1x53	1x40
		TF2, bits	1x42	1x63	N/A

	TF3, bits	1x55	1x76	N/A
	TF4, bits	1x58	1x99	N/A
	TF5, bits	1x65	N/A	N/A
	TTI, ms	20	20	20
	Coding type	CC 1/3	CC 1/3	CC 1/2
	CRC, bit	12	N/A	N/A
	Max number of bits/TTI after channel coding	255	321	96
	Uplink: Max number of bits/radio frame before rate matching	128	161	48
	RM attribute	180 to 220	170 to 210	215 to 256
NOTE: In case of using this alternative, CRC parity bits are to be attached to RAB subflow#1 any time since number of TrBlks are 1 even if there is no data on RAB subflow#1 (see clause 4.2.1.1 in 3GPP TS 25.212 [14]).				

6.10.2.4.1.5a.1.1.2 Transport channel parameters for UL:3.4 kbps SRBs for DCCH

See clause 6.10.2.4.1.2.1.1.1.

6.10.2.4.1.5a.1.1.3 TFCS

TFCS size	12
TFCS	(RAB subflow#1, RAB subflow#2, RAB subflow#3,DCCH)= (TF0,TF0,TF0,TF0), (TF1,TF0,TF0,TF0), (TF2,TF1,TF0,TF0), (TF3,TF2,TF0,TF0), (TF4,TF3,TF0,TF0), (TF5,TF4,TF1,TF0), (TF0,TF0,TF0,TF1), (TF1,TF0,TF0,TF1), (TF2,TF1,TF0,TF1), (TF3,TF2,TF0,TF1), (TF4,TF3,TF0,TF1), (TF5,TF4,TF1,TF1)

6.10.2.4.1.5a.1.2 Physical channel parameters

DPCH Uplink	Min spreading factor	64
	Max number of DPDCH data bits/radio frame	600
	Puncturing Limit	0.96

6.10.2.4.1.5a.2 Downlink

6.10.2.4.1.5a.2.1 Transport channel parameters

6.10.2.4.1.5a.2.1.1 Transport channel parameters for Conversational / speech / DL: DL:(10.2, 6.7, 5.9, 4.75) kbps / CS RAB

Higher layer	RAB/Signalling RB	RAB subflow #1	RAB subflow #2	RAB subflow #3	
RLC	Logical channel type	DTCH			
	RLC mode	TM	TM	TM	
	Payload sizes, bit	0, 39, 42, 55, 58, 65	0, 53, 63, 76, 99	40	
	Max data rate, bps	10 200			
	TrD PDU header, bit	0			
MAC	MAC header, bit	0			
	MAC multiplexing	N/A			
Layer 1	TrCH type	DCH	DCH	DCH	
	TB sizes, bit	0, 39, 42, 55, 58, 65	0, 53, 63, 76, 99	40	
	TFS (note 1)	TF0, bits	1x0 (note 2)	0x99	0x40
		TF1, bits	1x39	1x53	1x40
		TF2, bits	1x42	1x63	N/A
		TF3, bits	1x55	1x76	N/A
		TF4, bits	1x58	1x99	N/A
	TF5, bits	1x65	N/A	N/A	
	TTI, ms	20	20	20	
	Coding type	CC 1/3	CC 1/3	CC 1/2	
	CRC, bit	12	N/A	N/A	
Max number of bits/TTI after channel coding	255	321	96		
RM attribute	180 to 220	170 to 210	215 to 256		

NOTE 1: The TrCH corresponding to RAB subflow #1 should be used as the guiding TrCH, (see clause 4.3 in 3GPP TS 25.212 [14]).
 NOTE 2: CRC parity bits are to be attached to RAB subflow#1 any time since number of TrBlks are 1 even if there is no data on RAB subflow#1 (see clause 4.2.1.1 in 3GPP TS 25.212 [14]).

6.10.2.4.1.5a.2.1.2 Transport channel parameters for DL:3.4 kbps SRBs for DCCH

See clause 6.10.2.4.1.2.2.1.1.

6.10.2.4.1.5a.2.1.3 TFCS

TFCS size	12
TFCS	(RAB subflow#1, RAB subflow#2, RAB subflow#3,DCCH)= (TF0,TF0,TF0,TF0), (TF1,TF0,TF0,TF0), (TF2,TF1,TF0,TF0), (TF3,TF2,TF0,TF0), (TF4,TF3,TF0,TF0), (TF5,TF4,TF1,TF0), (TF0,TF0,TF0,TF1), (TF1,TF0,TF0,TF1), (TF2,TF1,TF0,TF1), (TF3,TF2,TF0,TF1), (TF4,TF3,TF0,TF1), (TF5,TF4,TF1,TF1)

6.10.2.4.1.5a.2.2 Physical channel parameters

DPCH Downlink	DTX position		Fixed
	Spreading factor		128
	DPCCH	Number of TFCl bits/slot	0
		Number of TPC bits/slot	2
		Number of Pilot bits/slot	4
	DPDCH	Number of data bits/slot	34
		Number of data bits/frame	510

6.10.2.4.1.6 Conversational / speech / UL:7.95 DL:7.95 kbps / CS RAB + UL:3.4 DL:3.4 kbps SRBs for DCCH

6.10.2.4.1.6.1 Uplink

6.10.2.4.1.6.1.1 Transport channel parameters

6.10.2.4.1.6.1.1.1 Transport channel parameters for Conversational / speech / UL:7.95 kbps / CS RAB

Higher layer	RAB/Signalling RB		RAB subflow #1	RAB subflow #2	RAB subflow #3
RLC	Logical channel type		DTCH		
	RLC mode		TM	TM	TM
	Payload sizes, bit		39,75 (alt. 0, 39, 75)	84	60
	Max data rate, bps		7950		
	TrD PDU header, bit		0		
MAC	MAC header, bit		0		
	MAC multiplexing		N/A		
Layer 1	TrCH type		DCH	DCH	DCH
	TB sizes, bit		39,75 (alt. 0, 39, 75)	84	60
	TFS (note 1)	TF0, bits	0x75 (alt. 1x0) (note)	0x84	0x60
		TF1, bits	1x39	1x84	N/A
		TF2, bits	1x75	N/A	N/A
	TTI, ms		20	20	20
	Coding type		CC 1/3	CC 1/3	CC 1/2
	CRC, bit		12	N/A	N/A
	Max number of bits/TTI after channel coding		285	276	0
	Uplink: Max number of bits/frame before rate matching		143	138	0
RM attribute		180 to 220	170 to 210	215 to 256	

NOTE: In case of using this alternative, CRC parity bits are to be attached to RAB subflow#1 any time since number of TrBlks are 1 even if there is no data on RAB subflow#1 (see clauses 4.2.1.1 in 3GPP TS 25.212 [14]).

6.10.2.4.1.6.1.1.2 Transport channel parameters for UL:3.4 kbps SRBs for DCCH

See clause 6.10.2.4.1.2.1.1.1.

6.10.2.4.1.6.1.1.3 TFCS

TFCS size	6
TFCS	(RAB subflow#1, RAB subflow#2, RAB subflow #3, DCCH)= (TF0, TF0, TF0, TF0), (TF1, TF0, TF0, TF0), (TF2, TF1, TF0, TF0), (TF0, TF0, TF0, TF1), (TF1, TF0, TF0, TF1), (TF2, TF1, TF0, TF1)

6.10.2.4.1.6.1.2 Physical channel parameters

DPCH Uplink	Min spreading factor	64
	Max number of DPDCH data bits/radio frame	600
	Puncturing Limit	0.96

6.10.2.4.1.6.2 Downlink

6.10.2.4.1.6.2.1 Transport channel parameters

6.10.2.4.1.6.2.1.1 Transport channel parameters for Conversational / speech / DL:7.95 kbps / CS RAB

Higher layer	RAB/Signalling RB	RAB subflow #1	RAB subflow #2	RAB subflow #3	
RLC	Logical channel type	DTCH			
	RLC mode	TM	TM	TM	
	Payload sizes, bit	0, 39, 75	84	60	
	Max data rate, bps	7950			
	TrD PDU header, bit	0			
MAC	MAC header, bit	0			
	MAC multiplexing	N/A			
Layer 1	TrCH type	DCH	DCH	DCH	
	TB sizes, bit	0	84	60	
		39			
		75			
	TFS (note 1)	TF0, bits	1x0 (note 2)	0x84	0x60
		TF1, bits	1x39	1x84	N/A
		TF2, bits	1x75	N/A	N/A
	TTI, ms	20	20	20	
	Coding type	CC 1/3	CC 1/3	CC 1/2	
	CRC, bit	12	N/A	N/A	
Max number of bits/TTI after channel coding	285	276	0		
RM attribute	180 to 220	170 to 210	215 to 256		
NOTE 1: The TrCH corresponding to RAB subflow #1 should be used as the guiding TrCH, (see clause 4.3 in 3GPP TS 25.212 [14]).					
NOTE 2: CRC parity bits are to be attached to RAB subflow#1 any time since number of TrBlks are 1 even if there is no data on RAB subflow#1 (see clause 4.2.1.1 in 3GPP TS 25.212 [14]).					

6.10.2.4.1.6.2.1.2 Transport channel parameters for DL:3.4 kbps SRBs for DCCH

See clause 6.10.2.4.1.2.2.1.1.

6.10.2.4.1.6.2.1.3 TFCS

TFCS size	6
TFCS	(RAB subflow#1, RAB subflow#2, RAB subflow#3, DCCH)= (TF0, TF0, TF0, TF0), (TF1, TF0, TF0, TF0), (TF2, TF1, TF0, TF0), (TF0, TF0, TF0, TF1), (TF1, TF0, TF0, TF1), (TF2, TF1, TF0, TF1)

6.10.2.4.1.6.2.2 Physical channel parameters

DPCH Downlink	DTX position	Fixed	
	Spreading factor	128	
	DPCCH	Number of TFCI bits/slot	0
		Number of TPC bits/slot	2

		Number of Pilot bits/slot	4
	DPDCH	Number of data bits/slot	34
		Number of data bits/frame	510

6.10.2.4.1.7 Conversational / speech / UL:7.4 DL:7.4 kbps / CS RAB+ UL:3.4 DL:3.4 kbps SRBs for DCCH

6.10.2.4.1.7.1 Uplink

6.10.2.4.1.7.1.1 Transport channel parameters

6.10.2.4.1.7.1.1.1 Transport channel parameters for Conversational / speech / UL:7.4 kbps / CS RAB

Higher layer	RAB/Signalling RB	RAB subflow #1	RAB subflow #2	RAB subflow #3	
RLC	Logical channel type	DTCH			
	RLC mode	TM	TM	TM	
	Payload sizes, bit	39, 61 (alt. 0, 39, 61)	87	60	
	Max data rate, bps	7400			
	TrD PDU header, bit	0			
MAC	MAC header, bit	0			
	MAC multiplexing	N/A			
Layer 1	TrCH type	DCH	DCH	DCH	
	TB sizes, bit	39, 61 (alt. 0, 39, 61)	87	60	
	TFS (note 1)	TF0, bits	0x61 (alt. 1x0) (note)	0x87	0x60
		TF1, bits	1x39	1x87	N/A
		TF2, bits	1x61	N/A	N/A
	TTI, ms	20	20	20	
	Coding type	CC 1/3	CC 1/3	CC 1/2	
	CRC, bit	12	N/A	N/A	
	Max number of bits/TTI after channel coding	243	285	0	
	Uplink: Max number of bits/radio frame before rate matching	122	143	0	
RM attribute	180 to 220	170 to 210	215 to 256		
NOTE:	In case of using this alternative, CRC parity bits are to be attached to RAB subflow#1 any time since number of TrBlks are 1 even if there is no data on RAB subflow#1 (see clauses 4.2.1.1 in 3GPP TS 25.212 [14]).				

6.10.2.4.1.7.1.1.2 Transport channel parameters for UL:3.4 kbps SRBs for DCCH

See clause 6.10.2.4.1.2.1.1.1.

6.10.2.4.1.7.1.1.3 TFCS

TFCS size	6
TFCS	(RAB subflow#1, RAB subflow#2, RAB subflow#3, DCCH)= (TF0, TF0, TF0, TF0), (TF1, TF0, TF0, TF0), (TF2, TF1, TF0, TF0), (TF0, TF0, TF0, TF1), (TF1, TF0, TF0, TF1), (TF2, TF1, TF0, TF1)

6.10.2.4.1.7.1.2 Physical channel parameters

DPCH Uplink	Min spreading factor	64
	Max number of DPDCH data bits/radio frame	600
	Puncturing Limit	0.96

6.10.2.4.1.7.2 Downlink

6.10.2.4.1.7.2.1 Transport channel parameters

6.10.2.4.1.7.2.1.1 Transport channel parameters for Conversational / speech / DL:7.4 kbps / CS RAB

Higher layer	RAB/Signalling RB	RAB subflow #1	RAB subflow #2	RAB subflow #3	
RLC	Logical channel type	DTCH			
	RLC mode	TM	TM	TM	
	Payload sizes, bit	0	87	60	
		39			
		61			
Max data rate, bps	7400				
TrD PDU header, bit	0				
MAC	MAC header, bit	0			
	MAC multiplexing	N/A			
Layer 1	TrCH type	DCH	DCH	DCH	
	TB sizes, bit	0	87	60	
		39			
		61			
	TFS (note 1)	TF0, bits	1x0 (note 2)	0x87	0x60
		TF1, bits	1x39	1x87	N/A
		TF2, bits	1x61	N/A	N/A
	TTI, ms	20	20	20	
	Coding type	CC 1/3	CC 1/3	CC 1/2	
	CRC, bit	12	N/A	N/A	
	Max number of bits/TTI after channel coding	243	285	0	
RM attribute	180 to 220	170 to 210	215 to 256		
NOTE 1: The TrCh corresponding to RAB subflow #1 should be used as the guiding TrCH, (see clause 4.3 in 3GPP TS 25.212 [14]).					
NOTE 2: CRC parity bits are to be attached to RAB subflow#1 any time since number of TrBlks are 1 even if there is no data on RAB subflow#1 (see clause 4.2.1.1 in 3GPP TS 25.212 [14]).					

6.10.2.4.1.7.2.1.2 Transport channel parameters for DL:3.4 kbps SRBs for DCCH

See clause 6.10.2.4.1.2.2.1.1.

6.10.2.4.1.7.2.1.3 TFCS

TFCS size	6
TFCS	(RAB subflow#1, RAB subflow#2, RAB subflow#3, DCCH)= (TF0, TF0, TF0, TF0), (TF1, TF0, TF0, TF0), (TF2, TF1, TF0, TF0), (TF0, TF0, TF0, TF1), (TF1, TF0, TF0, TF1), (TF2, TF1, TF0, TF1)

6.10.2.4.1.7.2.2 Physical channel parameters

DPCH Downlink	DTX position	Fixed
	Spreading factor	128
DPCCH	Number of TFCl bits/slot	0
	Number of TPC bits/slot	2
	Number of Pilot bits/slot	4
DPDCH	Number of data bits/slot	34
	Number of data bits/frame	510

6.10.2.4.1.7a Conversational / speech / UL:(7.4, 6.7, 5.9, 4.75) DL:(7.4, 6.7, 5.9, 4.75) kbps / CS RAB+ UL:3.4 DL:3.4 kbps SRBs for DCCH

6.10.2.4.1.7a.1 Uplink

6.10.2.4.1.7a.1.1 Transport channel parameters

6.10.2.4.1.7a.1.1.1 Transport channel parameters for Conversational / speech / UL:(7.4, 6.7, 5.9, 4.75) kbps / CS RAB

Higher layer	RAB/Signalling RB	RAB subflow #1	RAB subflow #2	
RLC	Logical channel type	DTCH		
	RLC mode	TM	TM	
	Payload sizes, bit	39, 42, 55, 58, 61 (alt. 0, 39, 42, 55, 58, 61)	53, 63, 76, 87	
	Max data rate, bps	7 400		
	TrD PDU header, bit	0		
MAC	MAC header, bit	0		
	MAC multiplexing	N/A		
Layer 1	TrCH type	DCH	DCH	
	TB sizes, bit	39, 42, 55, 58, 61 (alt. 0, 39, 42, 55, 58, 61)	53, 63, 76, 87	
	TFS	TF0, bits	0x61 (alt. 1x0) (note)	0x87
		TF1, bits	1x39	1x53
		TF2, bits	1x42	1x63
		TF3, bits	1x55	1x76
		TF4, bits	1x58	1x87
		TF5, bits	1x61	N/A
	TTI, ms	20	20	
	Coding type	CC 1/3	CC 1/3	
	CRC, bit	12	N/A	
	Max number of bits/TTI after channel coding	243	285	
	Uplink: Max number of bits/radio frame before rate matching	122	143	
	RM attribute	180 to 220	170 to 210	
NOTE: In case of using this alternative, CRC parity bits are to be attached to RAB subflow#1 any time since number of TrBlks are 1 even if there is no data on RAB subflow#1 (see clause 4.2.1.1 in 3GPP TS 25.212 [14]).				

6.10.2.4.1.7a.1.1.2 Transport channel parameters for UL:3.4 kbps SRBs for DCCH

See clause 6.10.2.4.1.2.1.1.1.

6.10.2.4.1.7a.1.1.3 TFCS

TFCS size	12
TFCS	(RAB subflow#1, RAB subflow#2, DCCH)= (TF0, TF0, TF0), (TF1, TF0, TF0), (TF2, TF1, TF0), (TF3, TF2, TF0), (TF4, TF3, TF0), (TF5, TF4, TF0), (TF0, TF0, TF1), (TF1, TF0, TF1), (TF2, TF1, TF1), (TF3, TF2, TF1), (TF4, TF3, TF1), (TF5, TF4, TF1)

6.10.2.4.1.7a.1.2 Physical channel parameters

DPCH Uplink	Min spreading factor	64
	Max number of DPDCH data bits/radio frame	600
	Puncturing Limit	0.96

6.10.2.4.1.7a.2 Downlink

6.10.2.4.1.7a.2.1 Transport channel parameters

6.10.2.4.1.7a.2.1.1 Transport channel parameters for Conversational / speech / DL:(7.4, 6.7, 5.9, 4.75) kbps / CS RAB

Higher layer	RAB/Signalling RB	RAB subflow #1	RAB subflow #2
RLC	Logical channel type	DTCH	
	RLC mode	TM	TM
	Payload sizes, bit	0, 39, 42, 55, 58, 61	53, 63, 76, 87
	Max data rate, bps	7 400	
	TrD PDU header, bit	0	
MAC	MAC header, bit	0	
	MAC multiplexing	N/A	
Layer 1	TrCH type	DCH	DCH
	TB sizes, bit	0, 39, 42, 55, 58, 61	53, 63, 76, 87

	TFS (note 1)	TF0, bits	1x0 (note 2)	0x87
		TF1, bits	1x39	1x53
		TF2, bits	1x42	1x63
		TF3, bits	1x55	1x76
		TF4, bits	1x58	1x87
		TF5, bits	1x61	N/A
	TTI, ms	20	20	
	Coding type	CC 1/3	CC 1/3	
	CRC, bit	12	N/A	
	Max number of bits/TTI after channel coding	243	285	
	RM attribute	180 to 220	170 to 210	

NOTE 1: The TrCH corresponding to RAB subflow #1 should be used as the guiding TrCH, (see clause 4.3 in 3GPP TS 25.212 [14]).

NOTE 2: CRC parity bits are to be attached to RAB subflow#1 any time since number of TrBlks are 1 even if there is no data on RAB #1 (see clause 4.2.1.1 in 3GPP TS 25.212 [14]).

6.10.2.4.1.7a.2.1.2 Transport channel parameters for DL:3.4 kbps SRBs for DCCH

See clause 6.10.2.4.1.2.2.1.1.

6.10.2.4.1.7a.2.1.3 TFCS

TFCS size	12
TFCS	(RAB subflow#1, RAB subflow#2, DCCH)= (TF0, TF0, TF0), (TF1, TF0, TF0), (TF2, TF1, TF0), (TF3, TF2, TF0), (TF4, TF3, TF0), (TF5, TF4, TF0), (TF0, TF0, TF1), (TF1, TF0, TF1), (TF2, TF1, TF1), (TF3, TF2, TF1), (TF4, TF3, TF1), (TF5, TF4, TF1)

6.10.2.4.1.7a.2.2 Physical channel parameters

DPCH Downlink	DTX position		Fixed
	Spreading factor		128
	DPCCH	Number of TFCI bits/slot	0
		Number of TPC bits/slot	2
		Number of Pilot bits/slot	4
	DPDCH	Number of data bits/slot	34
		Number of data bits/frame	510

6.10.2.4.1.8 Conversational / speech / UL:6.7 DL:6.7 kbps / CS RAB + UL:3.4 DL:3.4 kbps SRBs for DCCH

6.10.2.4.1.8.1 Uplink

6.10.2.4.1.8.1.1 Transport channel parameters

6.10.2.4.1.8.1.1.1 Transport channel parameters for Conversational / speech / UL:6.7 kbps / CS RAB

Higher layer	RAB/Signalling RB	RAB subflow #1	RAB subflow #2	RAB subflow #3	
RLC	Logical channel type	DTCH			
	RLC mode	TM	TM	TM	
	Payload sizes, bit	39, 58 (alt. 0, 39, 58)	76	60	
	Max data rate, bps	6700			
	TrD PDU header, bit	0			
MAC	MAC header, bit	0			
	MAC multiplexing	N/A			
Layer 1	TrCH type	DCH	DCH	DCH	
	TB sizes, bit	39, 58 (alt. 0, 39, 58)	76	60	
	TFS (note 1)	TF0, bits	0x58 (alt. 1x0) (note)	0x76	0x60
		TF1, bits	1x39	1x76	N/A
		TF2, bits	1x58	N/A	N/A

	TTI, ms	20	20	20
	Coding type	CC 1/3	CC 1/3	CC 1/2
	CRC, bit	12	N/A	N/A
	Max number of bits/TTI after channel coding	234	252	0
	Uplink: Max number of bits/radio frame before rate matching	117	126	0
	RM attribute	180 to 220	170 to 210	215 to 256
NOTE: In case of using this alternative, CRC parity bits are to be attached to RAB subflow#1 any time since number of TrBlks are 1 even if there is no data on RAB subflow#1 (see clauses 4.2.1.1 in 3GPP TS 25.212 [14]).				

6.10.2.4.1.8.1.1.2 Transport channel parameters for UL:3.4 kbps SRBs for DCCH

See clause 6.10.2.4.1.2.1.1.1.

6.10.2.4.8.1.1.3 TFCS

TFCS size	6
TFCS	(RAB subflow#1, RAB subflow#2, RAB subflow#3, DCCH)= (TF0, TF0, TF0, TF0), (TF1, TF0, TF0, TF0), (TF2, TF1, TF0, TF0), (TF0, TF0, TF0, TF1), (TF1, TF0, TF0, TF1), (TF2, TF1, TF0, TF1)

6.10.2.4.1.8.1.2 Physical channel parameters

DPCH Uplink	Min spreading factor	64
	Max number of DPDCH data bits/radio frame	600
	Puncturing Limit	0.96

6.10.2.4.1.8.2 Downlink

6.10.2.4.1.8.2.1 Transport channel parameters

6.10.2.4.1.8.2.1.1 Transport channel parameters for Conversational / speech / DL:6.7 kbps / CS RAB

Higher layer	RAB/Signalling RB	RAB subflow #1	RAB subflow #2	RAB subflow #3	
RLC	Logical channel type	DTCH			
	RLC mode	TM	TM	TM	
	Payload sizes, bit	0	76	60	
		39			
		58			
	Max data rate, bps	6700			
TrD PDU header, bit	0				
MAC	MAC header, bit	0			
	MAC multiplexing	N/A			
Layer 1	TrCH type	DCH	DCH	DCH	
	TB sizes, bit	0	76	60	
		39			
		58			
	TFS (note 1)	TF0, bits	1x0 (note 2)	0x76	0x60
		TF1, bits	1x39	1x76	N/A
		TF2, bits	1x58	N/A	N/A
	TTI, ms	20	20	20	
	Coding type	CC 1/3	CC 1/3	CC 1/2	
	CRC, bit	12	N/A	N/A	
	Max number of bits/TTI after channel coding	234	252	0	
RM attribute	180 to 220	170 to 210	215 to 256		
NOTE 1: The TrCH corresponding to RAB subflow #1 should be used as the guiding TrCH, (see clause 4.3 in 3GPP TS 25.212 [14]).					
NOTE 2: CRC parity bits are to be attached to RAB subflow#1 any time since number of TrBlks are 1 even if there is no data on RAB subflow#1 (see clause 4.2.1.1 in 3GPP TS 25.212 [14]).					

6.10.2.4.1.8.2.1.2 Transport channel parameters for DL:3.4 kbps SRBs for DCCH

See clause 6.10.2.4.1.2.2.1.1

6.10.2.4.1.8.2.1.3 TFCS

TFCS size	6
TFCS	(RAB subflow#1, RAB subflow#2, RAB subflow#3, DCCH)= (TF0, TF0, TF0, TF0), (TF1, TF0, TF0, TF0), (TF2, TF1, TF0, TF0), (TF0, TF0, TF0, TF1), (TF1, TF0, TF0, TF1), (TF2, TF1, TF0, TF1)

6.10.2.4.1.8.2.2 Physical channel parameters

DPCH Downlink	DTX position		Fixed
	Spreading factor		128
	DPCCH	Number of TFCI bits/slot	0
		Number of TPC bits/slot	2
		Number of Pilot bits/slot	4
	DPDCH	Number of data bits/slot	34
Number of data bits/frame		510	

6.10.2.4.1.9 Conversational / speech / UL:5.9 DL:5.9 kbps / CS RAB + UL:3.4 DL:3.4 kbps SRBs for DCCH

6.10.2.4.1.9.1 Uplink

6.10.2.4.1.9.1.1 Transport channel parameters

6.10.2.4.1.9.1.1.1 Transport channel parameters for Conversational / speech / UL:5.9 kbps / CS RAB

Higher layer	RAB/Signalling RB	RAB subflow #1	RAB subflow #2	RAB subflow #3	
RLC	Logical channel type	DTCH			
	RLC mode	TM	TM	TM	
	Payload sizes, bit	39, 55 (alt. 0, 39, 55)	63	60	
	Max data rate, bps	5900			
	TrD PDU header, bit	0			
MAC	MAC header, bit	0			
	MAC multiplexing	N/A			
Layer 1	TrCH type	DCH	DCH	DCH	
	TB sizes, bit	39, 55 (alt. 0, 39, 55)	63	60	
	TFS	TF0, bits	0x55 (alt. 1x0) (note)	0x63	0x60
		TF1, bits	1x39	1x63	N/A
		TF2, bits	1x55	N/A	N/A
	TTI, ms	20	20	20	
	Coding type	CC 1/3	CC 1/3	CC 1/2	
	CRC, bit	12	N/A	N/A	
	Max number of bits/TTI after channel coding	225	213	0	
	Uplink: Max number of bits/radio frame before rate matching	113	107	0	
RM attribute	180 to 220	170 to 210	215 to 256		
NOTE:	In case of using this alternative, CRC parity bits are to be attached to RAB subflow#1 any time since number of TrBlks are 1 even if there is no data on RAB subflow#1 (see clause 4.2.1.1 in 3GPP TS 25.212 [14]).				

6.10.2.4.1.9.1.1.2 Transport channel parameters for UL:3.4 kbps SRBs for DCCH

See clause 6.10.2.4.1.2.1.1.1.

6.10.2.4.1.9.1.1.3 TFCS

TFCS size	6
TFCS	(RAB subflow#1, RAB subflow#2, RAB subflow#3, DCCH)= (TF0, TF0, TF0, TF0), (TF1, TF0, TF0, TF0), (TF2, TF1, TF0, TF0), (TF0, TF0, TF0, TF1), (TF1, TF0, TF0, TF1), (TF2, TF1, TF0, TF1)

6.10.2.4.1.9.1.2 Physical channel parameters

DPCH Uplink	Min spreading factor	64
	Max number of DPDCH data bits/radio frame	600
	Puncturing Limit	0.96

6.10.2.4.1.9.2 Downlink

6.10.2.4.1.9.2.1 Transport channel parameters

6.10.2.4.1.9.2.1.1 Transport channel parameters for Conversational / speech / DL:5.9 kbps / CS RAB

Higher layer	RAB/Signalling RB	RAB subflow #1	RAB subflow #2	RAB subflow #3	
RLC	Logical channel type	DTCH			
	RLC mode	TM	TM	TM	
	Payload sizes, bit	0	63	60	
		39			
		55			
Max data rate, bps	5900				
TrD PDU header, bit	0				
MAC	MAC header, bit	0			
	MAC multiplexing	N/A			
Layer 1	TrCH type	DCH	DCH	DCH	
	TB sizes, bit	0	63	60	
		39			
		55			
	TFS (note 1)	TF0, bits	1x0 (note 2)	0x63	0x60
		TF1, bits	1x39	1x63	N/A
		TF2, bits	1x55	N/A	N/A
	TTI, ms	20	20	20	
	Coding type	CC 1/3	CC 1/3	CC ½	
	CRC, bit	12	N/A	N/A	
	Max number of bits/TTI after channel coding	225	213	0	
RM attribute	180 to 220	170 to 210	215 to 256		
NOTE 1: The TrCH corresponding to RAB subflow #1 should be used as the guiding TrCH, (see clause 4.3 in 3GPP TS 25.212 [14]).					
NOTE 2: CRC parity bits are to be attached to RAB subflow#1 any time since number of TrBlks are 1 even if there is no data on RAB subflow#1 (see clause 4.2.1.1 in 3GPP TS 25.212 [14]).					

6.10.2.4.1.9.2.1.2 Transport channel parameters for DL:3.4 kbps SRBs for DCCH

See clause 6.10.2.4.1.2.2.1.1.

6.10.2.4.1.9.2.1.3 TFCS

TFCS size	6
TFCS	(RAB subflow#1, RAB subflow#2, RAB subflow#3, DCCH)= (TF0, TF0, TF0, TF0), (TF1, TF0, TF0, TF0), (TF2, TF1, TF0, TF0), (TF0, TF0, TF0, TF1), (TF1, TF0, TF0, TF1), (TF2, TF1, TF0, TF1)

6.10.2.4.1.9.2.2 Physical channel parameters

DPCH Downlink	DTX position	Fixed
	Spreading factor	256
	DPCCH	Number of TFCI bits/slot

		Number of TPC bits/slot	2
		Number of Pilot bits/slot	2
	DPDCH	Number of data bits/slot	16
		Number of data bits/frame	240

6.10.2.4.1.10 Conversational / speech / UL:5.15 DL:5.15 kbps / CS RAB + UL:3.4 DL:3.4 kbps SRBs for DCCH

6.10.2.4.1.10.1 Uplink

6.10.2.4.1.10.1.1 Transport channel parameters

6.10.2.4.1.10.1.1 Transport channel parameters for Conversational / speech / UL:5.15 kbps / CS RAB

Higher layer	RAB/Signalling RB	RAB subflow #1	RAB subflow #2	RAB subflow #3	
RLC	Logical channel type	DTCH			
	RLC mode	TM	TM	TM	
	Payload sizes, bit	39, 49 (alt. 0, 39, 49)	54	60	
	Max data rate, bps	4750			
	TrD PDU header, bit	0			
MAC	MAC header, bit	0			
	MAC multiplexing	N/A			
Layer 1	TrCH type	DCH	DCH	DCH	
	TB sizes, bit	39, 49 (alt. 0, 39, 49)	54	60	
	TFS	TF0, bits	0x49 (alt. 1x0) (note)	0x54	0x60
		TF1, bits	1x39	1x54	N/A
		TF2, bits	1x49	N/A	N/A
	TTI, ms	20	20	20	
	Coding type	CC 1/3	CC 1/3	CC 1/2	
	CRC, bit	12	12	N/A	
	Max number of bits/TTI after channel coding	207	186	0	
	Uplink: Max number of bits/radio frame before rate matching	104	93	0	
RM attribute	180 to 220	170 to 210	215 to 256		
NOTE:	In case of usign this alternative, CRC parity bits are to be attached to RAB subflow#1 any time since number of TrBlks are 1 even if there is no data on RAB subflow#1 (see clause 4.2.1.1 in 3GPP TS 25.212 [14]).				

6.10.2.4.1.10.1.1.2 Transport channel parameters for UL:3.4 kbps SRBs for DCCH

See clause 6.10.2.4.1.2.1.1.1.

6.10.2.4.1.10.1.1.3 TFCS

TFCS size	6
TFCS	(RAB subflow#1, RAB subflow#2, RAB subflow#3, DCCH)= (TF0, TF0, TF0, TF0), (TF1, TF0, TF0, TF0), (TF2, TF1, TF0, TF0), (TF0, TF0, TF0, TF1), (TF1, TF0, TF0, TF1), (TF2, TF1, TF0, TF1)

6.10.2.4.1.10.1.2 Physical channel parameters

DPCH Uplink	Min spreading factor	128
	Max number of DPDCH data bits/radio frame	300
	Puncturing Limit	0.72

6.10.2.4.1.10.2 Downlink

6.10.2.4.1.10.2.1 Transport channel parameters

6.10.2.4.1.10.2.1.1 Transport channel parameters for Conversational / speech / DL:5.15 kbps / CS RAB

Higher layer	RAB/Signalling RB	RAB subflow #1	RAB subflow #2	RAB subflow #3	
RLC	Logical channel type	DTCH			
	RLC mode	TM	TM	TM	
	Payload sizes, bit	0	54	60	
		39			
		49			
Max data rate, bps	5150				
TrD PDU header, bit	0				
MAC	MAC header, bit	0			
	MAC multiplexing	N/A			
Layer 1	TrCH type	DCH	DCH	DCH	
	TB sizes, bit	0	54	60	
		39			
		49			
	TFS (note 1)	TF0, bits	1x0 (note 2)	0x54	0x60
		TF1, bits	1x39	1x54	N/A
		TF2, bits	1x49	N/A	N/A
	TTI, ms	20	20	20	
	Coding type	CC 1/3	CC 1/3	CC 1/2	
	CRC, bit	12	N/A	N/A	
	Max number of bits/TTI after channel coding	207	186	0	
RM attribute	180 to 220	170 to 210	215 to 256		
NOTE 1: The TrCH corresponding to RAB subflow #1 should be used as the guiding TrCH, (see clause 4.3 in 3GPP TS 25.212 [14]).					
NOTE 2: CRC parity bits are to be attached to RAB subflow#1 any time since number of TrBlks are 1 even if there is no data on RAB subflow#1 (see clause 4.2.1.1 in 3GPP TS 25.212 [14]).					

6.10.2.4.1.10.2.1.2 Transport channel parameters for DL:3.4 kbps SRBs for DCCH

See clause 6.10.2.4.1.2.2.1.1.

6.10.2.4.1.10.2.1.3 TFCS

TFCS size	6
TFCS	(RAB subflow#1, RAB subflow#2, RAB subflow#3, DCCH)= (TF0, TF0, TF0, TF0), (TF1, TF0, TF0, TF0), (TF2, TF1, TF0, TF0), (TF0, TF0, TF0, TF1), (TF1, TF0, TF0, TF1), (TF2, TF1, TF0, TF1)

6.10.2.4.1.10.2.2 Physical channel parameters

DPCH Downlink	DTX position		Fixed
	Spreading factor		256
	DPCCH	Number of TFCI bits/slot	0
		Number of TPC bits/slot	2
		Number of Pilot bits/slot	4
	DPDCH	Number of data bits/slot	14
		Number of data bits/frame	210

- 6.10.2.4.1.11 Conversational / speech / UL:4.75 DL:4.75 kbps / CS RAB + UL:3.4 DL:3.4 kbps SRBs for DCCH
- 6.10.2.4.1.11.1 Uplink
- 6.10.2.4.1.11.1.1 Transport channel parameters
- 6.10.2.4.1.11.1.1.1 Transport channel parameters for Conversational / speech / UL:4.75 kbps / CS RAB

Higher layer	RAB/Signalling RB	RAB subflow #1	RAB subflow #2	RAB subflow #3	
RLC	Logical channel type	DTCH			
	RLC mode	TM	TM	TM	
	Payload sizes, bit	39, 42 (alt. 0, 39, 42)	53	60	
	Max data rate, bps	4750			
	TrD PDU header, bit	0			
MAC	MAC header, bit	0			
	MAC multiplexing	N/A			
Layer 1	TrCH type	DCH	DCH	DCH	
	TB sizes, bit	39, 42 (alt. 0, 39, 42)	53	60	
	TFS	TF0, bits	0x42 (alt. 1x0) (note)	0x53	0x60
		TF1, bits	1x39	1x53	N/A
		TF2, bits	1x42	N/A	N/A
	TTI, ms	20	20	20	
	Coding type	CC 1/3	CC 1/3	CC 1/2	
	CRC, bit	12	N/A	N/A	
	Max number of bits/TTI after channel coding	186	183	0	
	Uplink: Max number of bits/radio frame before rate matching	93	92	0	
RM attribute	180 to 220	170 to 210	215 to 256		
NOTE:	In case of usign this alternative, CRC parity bits are to be attached to RAB subflow#1 any time since number of TrBlks are 1 even if there is no data on RAB subflow#1 (see clause 4.2.1.1 in 3GPP TS 25.212 [14]).				

- 6.10.2.4.1.11.1.1.2 Transport channel parameters for UL:3.4 kbps SRBs for DCCH

See clause 6.10.2.4.1.2.1.1.1.

- 6.10.2.4.1.11.1.1.3 TFCS

TFCS size	6
TFCS	(RAB subflow#1, RAB subflow#2, RAB subflow#3, DCCH)= (TF0, TF0, TF0, TF0), (TF1, TF0, TF0, TF0), (TF2, TF1, TF0, TF0), (TF0, TF0, TF0, TF1), (TF1, TF0, TF0, TF1), (TF2, TF1, TF0, TF1)

- 6.10.2.4.1.11.1.2 Physical channel parameters

DPCH Uplink	Min spreading factor	128
	Max number of DPDCH data bits/radio frame	300
	Puncturing Limit	0.76

- 6.10.2.4.1.11.2 Downlink

- 6.10.2.4.1.11.2.1 Transport channel parameters

- 6.10.2.4.1.11.2.1.1 Transport channel parameters for Conversational / speech / DL:4.75 kbps / CS RAB

Higher layer	RAB/Signalling RB	RAB subflow #1	RAB subflow #2	RAB subflow #3
RLC	Logical channel type	DTCH		
	RLC mode	TM	TM	TM

	Payload sizes, bit	0 39 42	53	60	
	Max data rate, bps	4750			
	TrD PDU header, bit	0			
MAC	MAC header, bit	0			
	MAC multiplexing	N/A			
Layer 1	TrCH type	DCH	DCH	DCH	
	TB sizes, bit	0 39 42	53	60	
	TFS (note 1)	TF0, bits	1x0 (note 2)	0x53	0x60
		TF1, bits	1x39	1x53	N/A
		TF2, bits	1x42	N/A	N/A
	TTI, ms	20	20	20	
	Coding type	CC 1/3	CC 1/3	CC 1/2	
	CRC, bit	12	N/A	N/A	
	Max number of bits/TTI after channel coding	186	183	0	
	RM attribute	180 to 220	170 to 210	215 to 256	
NOTE 1: The TrCH corresponding to RAB subflow #1 should be used as the guiding TrCH, (see clause 4.3 in 3GPP TS 25.212 [14]).					
NOTE 2: CRC parity bits are to be attached to RAB subflow#1 any time since number of TrBlks are 1 even if there is no data on RAB subflow#1 (see clause 4.2.1.1 in 3GPP TS 25.212 [14]).					

6.10.2.4.1.11.2.1.2 Transport channel parameters for DL:3.4 kbps SRBs for DCCH

See clause 6.10.2.4.1.2.2.1.1.

6.10.2.4.1.11.2.1.3 TFCS

TFCS size	6
TFCS	(RAB subflow#1, RAB subflow#2, RAB subflow#3, DCCH)= (TF0, TF0, TF0, TF0), (TF1, TF0, TF0, TF0), (TF2, TF1, TF0, TF0), (TF0, TF0, TF0, TF1), (TF1, TF0, TF0, TF1), (TF2, TF1, TF0, TF1)

6.10.2.4.1.11.2.2 Physical channel parameters

DPCH Downlink	DTX position		Fixed
	Spreading factor		256
	DPCCH	Number of TFCl bits/slot	0
		Number of TPC bits/slot	2
		Number of Pilot bits/slot	4
	DPDCH	Number of data bits/slot	14
		Number of data bits/frame	210

6.10.2.4.1.12 Conversational / unknown / UL:28.8/DL:28.8 kbps / CS RAB + UL:3.4 DL:3.4 kbps SRBs for DCCH

6.10.2.4.1.12.1 Uplink

6.10.2.4.1.12.1.1 Transport channel parameters

6.10.2.4.1.12.1.1.1 Transport channel parameters for conversational / unknown / UL:28.8 kbps / CS RAB

Higher layer	RAB/Signalling RB	RAB	
RLC	Logical channel type	DTCH	
	RLC mode	TM	
	Payload sizes, bit	576	
	Max data rate, bps	28 800	
	TrD PDU header, bit	0	
MAC	MAC header, bit	0	
	MAC multiplexing	N/A	
Layer 1	TrCH type	DCH	
	TB sizes, bit	576	
	TFS	TF0, bits	0x576
		TF1, bits	1x576
		TF2, bits	2x576
	TTI, ms	40	
	Coding type	TC	
	CRC, bit	16	
	Max number of bits/TTI after channel coding	3 564	
	Uplink: Max number of bits/radio frame before rate matching	891	
	RM attribute	160 to 200	

6.10.2.4.1.12.1.1.2 Transport channel parameters for UL:3.4 kbps SRBs for DCCH

See clause 6.10.2.4.1.2.1.1.1.

6.10.2.4.1.12.1.1.3 TFCS

TFCS size	6
TFCS	(28.8 kbps RAB, DCCH)= (TF0, TF0), (TF1, TF0), (TF2, TF0), (TF0, TF1), (TF1, TF1), (TF2, TF1)

6.10.2.4.1.12.1.2 Physical channel parameters

DPCH Uplink	Min spreading factor	32
	Max number of DPDCH data bits/radio frame	1 200
	Puncturing Limit	0.92

6.10.2.4.1.12.2 Downlink

6.10.2.4.1.12.2.1 Transport channel parameters

6.10.2.4.1.12.2.1.1 Transport channel parameters for conversational / unknown / DL:28.8 kbps / CS RAB

Higher layer	RAB/Signalling RB	RAB	
RLC	Logical channel type	DTCH	
	RLC mode	TM	
	Payload sizes, bit	576	
	Max data rate, bps	28 800	
	TrD PDU header, bit	0	
MAC	MAC header, bit	0	
	MAC multiplexing	N/A	
Layer 1	TrCH type	DCH	
	TB sizes, bit	576	
	TFS	TF0, bits	0x576
		TF1, bits	1x576

	TF2, bits	2x576
	TTI, ms	40
	Coding type	TC
	CRC, bit	16
	Max number of bits/TTI after channel coding	3 564
	RM attribute	160 to 200

6.10.2.4.1.12.2.1.2 Transport channel parameters for DL:3.4 kbps SRBs for DCCH

See clause 6.10.2.4.1.2.2.1.1.

6.10.2.4.1.12.2.1.3 TFCS

TFCS size	6
TFCS	(28.8 kbps RAB, DCCH)= (TF0, TF0), (TF1, TF0), (TF2, TF0), (TF0, TF1), (TF1, TF1), (TF2, TF1)

6.10.2.4.1.12.2.2 Physical channel parameters

DPCH Downlink	DTX position		Flexible
	Spreading factor		64
	DPCCH	Number of TFCI bits/slot	8
		Number of TPC bits/slot	4
		Number of Pilot bits/slot	8
	DPDCH	Number of data bits/slot	60
		Number of data bits/frame	900

6.10.2.4.1.13 Conversational / unknown / UL:64 DL:64 kbps / CS RAB + UL:3.4 DL:3.4 kbps SRBs for DCCH

6.10.2.4.1.13.1 Uplink

6.10.2.4.1.13.1.1 Transport channel parameters

6.10.2.4.1.13.1.1.1 Transport channel parameters for Conversational / unknown / UL:64 kbps / CS RAB

Higher layer	RAB/Signalling RB		RAB
RLC	Logical channel type		DTCH
	RLC mode		TM
	Payload sizes, bit		640
	Max data rate, bps		64 000
	TrD PDU header, bit		0
MAC	MAC header, bit		0
	MAC multiplexing		N/A
Layer 1	TrCH type		DCH
	TB sizes, bit		640
	TFS	TF0, bits	0x640
		TF1, bits	2x640(alt. 4x640)
	TTI, ms		20(alt. 40)
	Coding type		TC
	CRC, bit		16
	Max number of bits/TTI after channel coding		3 948(alt. 7 884)
	Uplink: Max number of bits/radio frame before rate matching		1 974(alt. 1 971)
	RM attribute		150 to 195

6.10.2.4.1.13.1.1.2 Transport channel parameters for UL:3.4 kbps SRBs for DCCH

See clause 6.10.2.4.1.2.2.1.1.1.

6.10.2.4.1.13.1.1.3 TFCS

TFCS size	4
TFCS	(64 kbps RAB, DCCH)=(TF0, TF0), (TF1, TF0), (TF0, TF1), (TF1, TF1)

6.10.2.4.1.13.1.2 Physical channel parameters

DPCH Uplink	Min spreading factor	16
	Max number of DPDCH data bits/radio frame	2 400
	Puncturing Limit	0.88

6.10.2.4.1.13.2 Downlink

6.10.2.4.1.13.2.1 Transport channel parameters

6.10.2.4.1.13.2.1.1 Transport channel parameters for Conversational / unknown / DL:64 kbps / CS RAB

Higher layer	RAB/Signalling RB	RAB	
RLC	Logical channel type	DTCH	
	RLC mode	TM	
	Payload sizes, bit	640	
	Max data rate, bps	64 000	
	TrD PDU header, bit	0	
MAC	MAC header, bit	0	
	MAC multiplexing	N/A	
Layer 1	TrCH type	DCH	
	TB sizes, bit	640	
	TFS	TF0, bits	0x640
		TF1, bits	2x640(alt. 4x640)
	TTI, ms	20(alt. 40)	
	Coding type	TC	
	CRC, bit	16	
	Max number of bits/TTI after channel coding	3 948(alt. 7 884)	
RM attribute	150 to 195		

6.10.2.4.1.13.2.1.2 Transport channel parameters for DL:3.4 kbps SRBs for DCCH

See clause 6.10.2.4.1.2.2.1.1.

6.10.2.4.1.13.2.1.3 TFCS

TFCS size	4
TFCS	(64 kbps RAB, DCCH)=(TF0, TF0), (TF1, TF0), (TF0, TF1), (TF1, TF1)

6.10.2.4.1.13.2.2 Physical channel parameters

DPCH Downlink	DTX position		Flexible
	Spreading factor		32
	DPCCH	Number of TFCI bits/slot	8
		Number of TPC bits/slot	4
		Number of Pilot bits/slot	8
	DPDCH	Number of data bits/slot	140
		Number of data bits/frame	2 100

- 6.10.2.4.1.14 Conversational / unknown / UL:32 DL:32 kbps / CS RAB + UL:3.4 DL:3.4 kbps SRBs for DCCH
- 6.10.2.4.1.14.1 Uplink
- 6.10.2.4.1.14.1.1 Transport channel parameters
- 6.10.2.4.1.14.1.1.1 Transport channel parameters for Conversational / unknown / UL:32 kbps / CS RAB

Higher layer	RAB/Signalling RB	RAB	
RLC	Logical channel type	DTCH	
	RLC mode	TM	
	Payload sizes, bit	640	
	Max data rate, bps	32 000	
	TrD PDU header, bit	0	
MAC	MAC header, bit	0	
	MAC multiplexing	N/A	
Layer 1	TrCH type	DCH	
	TB sizes, bit	640	
	TFS	TF0, bits	0x640
		TF1, bits	1x640(alt. 2x640)
	TTI, ms	20(alt. 40)	
	Coding type	TC	
	CRC, bit	16	
	Max number of bits/TTI after channel coding	1 980 (alt. 3 948)	
	Uplink: Max number of bits/radio frame before rate matching	990 (alt. 987)	
	RM attribute	165 to 210	

- 6.10.2.4.1.14.1.1.2 Transport channel parameters for UL:3.4 kbps SRBs for DCCH

See clause 6.10.2.4.1.2.1.1.1.

- 6.10.2.4.1.13.1.1.3 TFCS

TFCS size	4
TFCS	(32 kbps RAB, DCCH)=(TF0, TF0), (TF1, TF0), (TF0, TF1), (TF1, TF1)

- 6.10.2.4.1.14.1.2 Physical channel parameters

DPCH Uplink	Min spreading factor	32
	Max number of DPDCH data bits/radio frame	1 200
	Puncturing Limit	0.80

- 6.10.2.4.1.14.2 Downlink

- 6.10.2.4.1.14.2.1 Transport channel parameters

- 6.10.2.4.1.14.2.1.1 Transport channel parameters for Conversational / unknown / DL:32 kbps / CS RAB

Higher layer	RAB/Signalling RB	RAB	
RLC	Logical channel type	DTCH	
	RLC mode	TM	
	Payload sizes, bit	640	
	Max data rate, bps	32 000	
	TrD PDU header, bit	0	
MAC	MAC header, bit	0	
	MAC multiplexing	N/A	
Layer 1	TrCH type	DCH	
	TB sizes, bit	640	
	TFS	TF0, bits	0x640
		TF1, bits	1x640(alt. 2x640)
	TTI, ms	20(alt. 40)	
	Coding type	TC	
	CRC, bit	16	

	Max number of bits/TTI after channel coding	1 980(alt. 3 948)
	RM attribute	165 to 210

6.10.2.4.1.14.2.1.2 Transport channel parameters for DL:3.4 kbps SRBs for DCCH

See clause 6.10.2.4.1.2.2.1.1.

6.10.2.4.1.14.2.1.3 TFCS

TFCS size	4
TFCS	(32 kbps RAB, DCCH)=(TF0, TF0), (TF1, TF0), (TF0, TF1), (TF1, TF1)

6.10.2.4.1.14.2.2 Physical channel parameters

DPCH Downlink	DTX position		Flexible
	Spreading factor		64
	DPCCH	Number of TFCI bits/slot	8
		Number of TPC bits/slot	4
		Number of Pilot bits/slot	8
	DPDCH	Number of data bits/slot	60
		Number of data bits/frame	900

6.10.2.4.1.15 Streaming / unknown / UL:14.4/DL:14.4 kbps / CS RAB + UL:3.4 DL:3.4 kbps SRBs for DCCH

6.10.2.4.1.15.1 Uplink

6.10.2.4.1.15.1.1 Transport channel parameters

6.10.2.4.1.15.1.1.1 Transport channel parameters for Streaming / unknown / UL: 14.4 kbps / CS RAB

Higher layer	RAB/Signalling RB	RAB	
RLC	Logical channel type	DTCH	
	RLC mode	TM	
	Payload sizes, bit	576	
	Max data rate, bps	14 400	
	TrD PDU header, bit	0	
MAC	MAC header, bit	0	
	MAC multiplexing	N/A	
Layer 1	TrCH type	DCH	
	TB sizes, bit	576	
	TFS	TF0, bits	0x576
		TF1, bits	1x576
	TTI, ms	40	
	Coding type	TC	
	CRC, bit	16	
	Max number of bits/TTI after channel coding	1 788	
	Uplink: Max number of bits/radio frame before rate matching	447	
	RM attribute	145 to 185	

6.10.2.4.1.15.1.1.2 Transport channel parameters for UL:3.4 kbps SRBs for DCCH

See clause 6.10.2.4.1.2.1.1.1.

6.10.2.4.1.15.1.1.3 TFCS

TFCS size	4
TFCS	(14.4 kbps RAB, DCCH)=(TF0, TF0), (TF1, TF0), (TF0, TF1), (TF1, TF1)

6.10.2.4.1.15.1.2 Physical channel parameters

DPCH Uplink	Min spreading factor	64
-------------	----------------------	----

	Max number of DPDCH data bits/radio frame	600
	Puncturing Limit	0.88

6.10.2.4.1.15.2 Downlink

6.10.2.4.1.15.2.1 Transport channel parameters

6.10.2.4.1.15.2.1.1 Transport channel parameters for Streaming / unknown / DL:14.4 kbps / CS RAB

Higher layer	RAB/Signalling RB	RAB	
RLC	Logical channel type	DTCH	
	RLC mode	TM	
	Payload sizes, bit	576	
	Max data rate, bps	14 400	
	TrD PDU header, bit	0	
MAC	MAC header, bit	0	
	MAC multiplexing	N/A	
Layer 1	TrCH type	DCH	
	TB sizes, bit	576	
	TFS	TF0, bits	0x576
		TF1, bits	1x576
	TTI, ms	40	
	Coding type	TC	
	CRC, bit	16	
	Max number of bits/TTI after channel coding	1 788	
	RM attribute	145 to 185	

6.10.2.4.1.15.2.1.2 Transport channel parameters for DL:3.4 kbps SRBs for DCCH

See clause 6.10.2.4.1.2.2.1.1.

6.10.2.4.1.15.2.1.3 TFCS

TFCS size	4
TFCS	(14.4 kbps RAB, DCCH)=(TF0, TF0), (TF1, TF0), (TF0, TF1), (TF1, TF1)

6.10.2.4.1.15.2.2 Physical channel parameters

DPCH Downlink	DTX position		Flexible
	Spreading factor		128
	DPCCH	Number of TFCl bits/slot	2
		Number of TPC bits/slot	2
		Number of Pilot bits/slot	8
	DPDCH	Number of data bits/slot	28
		Number of data bits/frame	420

6.10.2.4.1.16 Streaming / unknown / UL:28.8/DL:28.8 kbps / CS RAB + UL:3.4 DL:3.4 kbps SRBs for DCCH

6.10.2.4.1.16.1 Uplink

6.10.2.4.1.16.1.1 Transport channel parameters

6.10.2.4.1.16.1.1.1 Transport channel parameters for Streaming / unknown / UL:28.8 kbps / CS RAB

Higher layer	RAB/Signalling RB	RAB
RLC	Logical channel type	DTCH
	RLC mode	TM
	Payload sizes, bit	576
	Max data rate, bps	28 800
	TrD PDU header, bit	0
MAC	MAC header, bit	0
	MAC multiplexing	N/A

Layer 1	TrCH type		DCH
	TB sizes, bit		576
	TFS	TF0, bits	0x576
		TF1, bits	1x576
		TF2, bits	2x576
	TTI, ms		40
	Coding type		TC
	CRC, bit		16
	Max number of bits/TTI after channel coding		3 564
	Uplink: Max number of bits/radio frame before rate matching		891
RM attribute		135 to 175	

6.10.2.4.1.16.1.1.2 Transport channel parameters for UL:3.4 kbps SRBs for DCCH

See clause 6.10.2.4.1.2.1.1.1.

6.10.2.4.1.16.1.1.3 TFCS

TFCS size	6
TFCS	(28.8 kbps RAB, DCCH)= (TF0, TF0), (TF1, TF0), (TF2, TF0), (TF0, TF1), (TF1, TF1), (TF2, TF1)

6.10.2.4.1.16.1.2 Physical channel parameters

DPCH Uplink	Min spreading factor	32
	Max number of DPDCH data bits/radio frame	1 200
	Puncturing Limit	0.96

6.10.2.4.1.16.2 Downlink

6.10.2.4.1.16.2.1 Transport channel parameters

6.10.2.4.1.16.2.1.1 Transport channel parameters for Streaming / unknown / DL:28.8 kbps / CS RAB

Higher layer	RAB/Signalling RB		RAB
RLC	Logical channel type		DTCH
	RLC mode		TM
	Payload sizes, bit		576
	Max data rate, bps		28 800
	TrD PDU header, bit		0
MAC	MAC header, bit		0
	MAC multiplexing		N/A
Layer 1	TrCH type		DCH
	TB sizes, bit		576
	TFS	TF0, bits	0x576 (alt. 1x0) (note)
		TF1, bits	1x576
		TF2, bits	2x576
	TTI, ms		40
	Coding type		TC
	CRC, bit		16
	Max number of bits/TTI after channel coding		3 564
RM attribute		135 to 175	
NOTE: Alternative 1x0 is used to have CRC present in all transport formats.			

6.10.2.4.1.16.2.1.2 Transport channel parameters for DL:3.4 kbps SRBs for DCCH

See clause 6.10.2.4.1.2.2.1.1.

6.10.2.4.1.16.2.1.3 TFCS

TFCS size	6
TFCS	(28.8 kbps RAB, DCCH)= (TF0, TF0), (TF1, TF0), (TF2, TF0), (TF0, TF1), (TF1, TF1), (TF2, TF1)

6.10.2.4.1.16.2.2 Physical channel parameters

DPCH Downlink	DTX position		Flexible
	Spreading factor		64
	DPCCH	Number of TFCI bits/slot	8
		Number of TPC bits/slot	4
		Number of Pilot bits/slot	8
	DPDCH	Number of data bits/slot	60
Number of data bits/frame		900	

6.10.2.4.1.17 Streaming / unknown / UL:57.6/DL:57.6 kbps / CS RAB + UL:3.4 DL:3.4 kbps SRBs for DCCH

6.10.2.4.1.17.1 Uplink

6.10.2.4.1.17.1.1 Transport channel parameters

6.10.2.4.1.17.1.1.1 Transport channel parameters for Streaming / unknown / UL:57.6 kbps / CS RAB

Higher layer	RAB/Signalling RB		RAB
RLC	Logical channel type		DTCH
	RLC mode		TM
	Payload sizes, bit		576
	Max data rate, bps		57 600
	TrD PDU header, bit		0
MAC	MAC header, bit		0
	MAC multiplexing		N/A
Layer 1	TrCH type		DCH
	TB sizes, bit		576
	TFS	TF0, bits	0x576
		TF1, bits	1x576
		TF2, bits	2x576
		TF3, bits	3x576
		TF4, bits	4x576
	TTI, ms		40
	Coding type		TC
	CRC, bit		16
	Max number of bits/TTI after channel coding		7 116
Uplink: Max number of bits/radio frame before rate matching		1 779	

6.10.2.4.1.17.1.1.2 Transport channel parameters for UL:3.4 kbps SRBs for DCCH

See clause 6.10.2.4.1.2.1.1.1.

6.10.2.4.1.17.1.1.3 TFCS

TFCS size	10
TFCS	(57.6 kbps RAB, DCCH)= (TF0, TF0), (TF1, TF0), (TF2, TF0), (TF3, TF0), (TF4, TF0), (TF0, TF1), (TF1, TF1), (TF2, TF1), (TF3, TF1), (TF4, TF1)

6.10.2.4.1.17.1.2 Physical channel parameters

DPCH Uplink	Min spreading factor	16
	Max number of DPDCH data bits/radio frame	2 400
	Puncturing Limit	0.96

6.10.2.4.1.17.2 Downlink

6.10.2.4.1.17.2.1 Transport channel parameters

6.10.2.4.1.17.2.1.1 Transport channel parameters for Streaming / unknown / DL:57.6 kbps / CS RAB

Higher layer	RAB/Signalling RB	RAB	
RLC	Logical channel type	DTCH	
	RLC mode	TM	
	Payload sizes, bit	576	
	Max data rate, bps	57 600	
	TrD PDU header, bit	0	
MAC	MAC header, bit	0	
	MAC multiplexing	N/A	
Layer 1	TrCH type	DCH	
	TB sizes, bit	576	
	TFS	TF0, bits	0x576
		TF1, bits	1x576
		TF2, bits	2x576
		TF3, bits	3x576
		TF4, bits	4x576
	TTI, ms	40	
	Coding type	TC	
	CRC, bit	16	
	Max number of bits/TTI after channel coding	7 116	
RM attribute	125 to 165		

6.10.2.4.1.17.2.1.2 Transport channel parameters for DL:3.4 kbps SRBs for DCCH

See clause 6.10.2.4.1.2.2.1.1.

6.10.2.4.1.17.2.1.3 TFCS

TFCS size	10
TFCS	(57.6 kbps RAB, DCCH)= (TF0, TF0), (TF1, TF0), (TF2, TF0), (TF3, TF0), (TF4, TF0), (TF0, TF1), (TF1, TF1), (TF2, TF1), (TF3, TF1), (TF4, TF1)

6.10.2.4.1.17.2.2 Physical channel parameters

DPCH Downlink	DTX position	Flexible	
	Spreading factor	32	
	DPCCH	Number of TFCI bits/slot	8
		Number of TPC bits/slot	4
		Number of Pilot bits/slot	8
	DPDCH	Number of data bits/slot	140
		Number of data bits/frame	2 100

6.10.2.4.1.18 Void

6.10.2.4.1.19 Void

6.10.2.4.1.20 Void

6.10.2.4.1.21 Void

6.10.2.4.1.22 Void

6.10.2.4.1.23 Interactive or background / UL:32 DL:8 kbps / PS RAB + UL:3.4 DL:3.4 kbps SRBs for DCCH

6.10.2.4.1.23.1 Uplink

6.10.2.4.1.23.1.1 Transport channel parameters

6.10.2.4.1.23.1.1.1 Transport channel parameters for Interactive or background / UL:32 kbps / PS RAB

Higher layer	RAB/Signalling RB	RAB	
RLC	Logical channel type	DTCH	
	RLC mode	AM	
	Payload sizes, bit	320	
	Max data rate, bps	32 000	
	AMD PDU header, bit	16	
MAC	MAC header, bit	0	
	MAC multiplexing	N/A	
Layer 1	TrCH type	DCH	
	TB sizes, bit	336	
	TFS	TF0, bits	0x336
		TF1, bits	1x336
		TF2, bits	2x336 (alt. N/A)
	TTI, ms	20 (alt. 10)	
	Coding type	TC (alt. CC 1/3)	
	CRC, bit	16	
	Max number of bits/TTI after channel coding	2 124 (alt. 1 080)	
	Uplink: Max number of bits/radio frame before rate matching	1 062 (alt. 1 080)	
RM attribute	135 to 175		

6.10.2.4.1.23.1.1.2 Transport channel parameters for UL:3.4 kbps SRBs for DCCH

See clause 6.10.2.4.1.2.1.1.1.

6.10.2.4.1.23.1.1.3 TFCS

TFCS size	6 (alt. 4)
TFCS	(32 kbps RAB, DCCH)= (TF0, TF0), (TF1, TF0), (TF2, TF0), (TF0, TF1), (TF1, TF1), (TF2, TF1) (alt. (TF0, TF0), (TF1, TF0), (TF0, TF1), (TF1, TF1))

6.10.2.4.1.23.1.2 Physical channel parameters

DPCH Uplink	Min spreading factor	32
	Max number of DPDCH data bits/radio frame	1 200
	Puncturing Limit	0.88

6.10.2.4.1.23.2 Downlink

6.10.2.4.1.23.2.1 Transport channel parameters

6.10.2.4.1.23.2.1.1 Transport channel parameters for Interactive or background / DL:8 kbps / PS RAB

Higher layer	RAB/Signalling RB	RAB	
RLC	Logical channel type	DTCH	
	RLC mode	AM	
	Payload sizes, bit	320	
	Max data rate, bps	8 000	
	AMD PDU header, bit	16	
MAC	MAC header, bit	0	
	MAC multiplexing	N/A	
Layer 1	TrCH type	DCH	
	TB sizes, bit	336	
	TFS	TF0, bits	0x336
		TF1, bits	1x336
	TTI, ms	40	
	Coding type	TC (alt. CC 1/3)	
	CRC, bit	16	
	Max number of bits/TTI after channel coding	1 068 (alt. 1 080)	
	RM attribute	135 to 175	

6.10.2.4.1.23.2.1.2 Transport channel parameters for DL:3.4 kbps SRBs for DCCH

See clause 6.10.2.4.1.2.2.1.1.

6.10.2.4.1.23.2.1.3 TFCS

TFCS size	4
TFCS	(8 kbps RAB, DCCH)=(TF0, TF0), (TF1, TF0), (TF0, TF1), (TF1, TF1)

6.10.2.4.1.23.2.2 Physical channel parameters

DPCH Downlink	DTX position		Flexible
	Spreading factor		128
	DPCCH	Number of TFCI bits/slot	2
		Number of TPC bits/slot	2
		Number of Pilot bits/slot	4
	DPDCH	Number of data bits/slot	32
		Number of data bits/frame	480

6.10.2.4.1.23a Interactive or background / UL:8 DL:8 kbps / PS RAB + UL:3.4 DL:3.4 kbps SRBs for DCCH

6.10.2.4.1.23a.1 Uplink

6.10.2.4.1.23a.1.1 Transport channel parameters

6.10.2.4.1.23a.1.1.1 Transport channel parameters for Interactive or background / UL:8 kbps / PS RAB

Higher layer	RAB/Signalling RB		RAB
RLC	Logical channel type		DTCH
	RLC mode		AM
	Payload sizes, bit		320
	Max data rate, bps		8 000
	AMD PDU header, bit		16
MAC	MAC header, bit		0
	MAC multiplexing		N/A
Layer 1	TrCH type		DCH
	TB sizes, bit		336
	TFS	TF0, bits	0x336
		TF1, bits	1x336
	TTI, ms		40
	Coding type		CC 1/3 (alt. TC)
	CRC, bit		16
	Max number of bits/TTI after channel coding		1 080 (alt. 1 068)
	Uplink: Max number of bits/radio frame before rate matching		270 (alt. 267)
RM attribute		135 to 175	

6.10.2.4.1.23a.1.1.2 Transport channel parameters for UL:3.4 kbps SRBs for DCCH

See clause 6.10.2.4.1.2.1.1.1.

6.10.2.4.1.23a.1.1.3 TFCS

TFCS size	4
TFCS	(8 kbps RAB, DCCH)=(TF0, TF0), (TF1, TF0), (TF0, TF1), (TF1, TF1)

6.10.2.4.1.23a.1.2 Physical channel parameters

DPCH Uplink	Min spreading factor	64
	Max number of DPDCH data bits/radio frame	600
	Puncturing Limit	1.0

6.10.2.4.1.23a.2 Downlink

6.10.2.4.1.23a.2.1 Transport channel parameters

6.10.2.4.1.23a.2.1.1 Transport channel parameters for Interactive or background / DL:8 kbps / PS RAB

Higher layer	RAB/Signalling RB		RAB
RLC	Logical channel type		DTCH
	RLC mode		AM
	Payload sizes, bit		320
	Max data rate, bps		8 000
	AMD PDU header, bit		16
MAC	MAC header, bit		0
	MAC multiplexing		N/A
Layer 1	TrCH type		DCH
	TB sizes, bit		336
	TFS	TF0, bits	0x336
		TF1, bits	1x336
	TTI, ms		40
	Coding type		CC 1/3 (alt. TC)
	CRC, bit		16
	Max number of bits/TTI after channel coding		1 080 (alt. 1 068)
RM attribute		135 to 175	

6.10.2.4.1.23a.2.1.2 Transport channel parameters for DL:3.4 kbps SRBs for DCCH

See clause 6.10.2.4.1.2.2.1.1.

6.10.2.4.1.23a.2.1.3 TFCS

TFCS size	4
TFCS	(8 kbps RAB, DCCH)=(TF0, TF0), (TF1, TF0), (TF0, TF1), (TF1, TF1)

6.10.2.4.1.23a.2.2 Physical channel parameters

DPCH Downlink	DTX position		Flexible	
	Spreading factor		128	
	DPCCH	Number of TFCI bits/slot		2
		Number of TPC bits/slot		2
		Number of Pilot bits/slot		4
	DPDCH	Number of data bits/slot		32
		Number of data bits/frame		480

6.10.2.4.1.23b Interactive or background / UL:16 DL:16 kbps / PS RAB + UL:3.4 DL:3.4 kbps SRBs for DCCH

6.10.2.4.1.23b.1 Uplink

6.10.2.4.1.23b.1.1 Transport channel parameters

6.10.2.4.1.23b.1.1.1 Transport channel parameters for Interactive or background / UL:16 kbps / PS RAB

Higher layer	RAB/Signalling RB		RAB
RLC	Logical channel type		DTCH
	RLC mode		AM
	Payload sizes, bit		320
	Max data rate, bps		16 000
	AMD PDU header, bit		16
MAC	MAC header, bit		0
	MAC multiplexing		N/A
Layer 1	TrCH type		DCH
	TB sizes, bit		336
	TFS	TF0, bits	0x336
		TF1, bits	1x336

	TF2, bits	2x336
	TTI, ms	40
	Coding type	TC
	CRC, bit	16
	Max number of bits/TTI after channel coding	2 124
	Uplink: Max number of bits/radio frame before rate matching	531
	RM attribute	135 to 175

6.10.2.4.1.23b.1.1.2 Transport channel parameters for UL:3.4 kbps SRBs for DCCH

See clause 6.10.2.4.1.2.1.1.1.

6.10.2.4.1.23b.1.1.3 TFCS

TFCS size	6
TFCS	(16 kbps RAB, DCCH)= (TF0, TF0), (TF1, TF0), (TF2, TF0), (TF0, TF1), (TF1, TF1), (TF2, TF1)

6.10.2.4.1.23b.1.2 Physical channel parameters

DPCH Uplink	Min spreading factor	32
	Max number of DPDCH data bits/radio frame	1 200
	Puncturing Limit	1.0

6.10.2.4.1.23b.2 Downlink

6.10.2.4.1.23b.2.1 Transport channel parameters

6.10.2.4.1.23b.2.1.1 Transport channel parameters for Interactive or background / DL:16 kbps / PS RAB

Higher layer	RAB/Signalling RB	RAB	
RLC	Logical channel type	DTCH	
	RLC mode	AM	
	Payload sizes, bit	320	
	Max data rate, bps	16 000	
	AMD PDU header, bit	16	
MAC	MAC header, bit	0	
	MAC multiplexing	N/A	
Layer 1	TrCH type	DCH	
	TB sizes, bit	336	
	TFS	TF0, bits	0x336
		TF1, bits	1x336
		TF2, bits	2x336
	TTI, ms	40	
	Coding type	TC	
	CRC, bit	16	
	Max number of bits/TTI after channel coding	2 124	
	RM attribute	135 to 175	

6.10.2.4.1.23b.2.1.2 Transport channel parameters for DL:3.4 kbps SRBs for DCCH

See clause 6.10.2.4.1.2.2.1.1.

6.10.2.4.1.23b.2.1.3 TFCS

TFCS size	6
TFCS	(16 kbps RAB, DCCH)= (TF0, TF0), (TF1, TF0), (TF2, TF0), (TF0, TF1), (TF1, TF1), (TF2, TF1)

6.10.2.4.1.23b.2.2 Physical channel parameters

DPCH Downlink	DTX position	Flexible
---------------	--------------	----------

	Spreading factor	128
DPCCH	Number of TFCl bits/slot	2
	Number of TPC bits/slot	2
	Number of Pilot bits/slot	4
DPDCH	Number of data bits/slot	32
	Number of data bits/frame	480

6.10.2.4.1.23c Interactive or background / UL:32 DL:32 kbps / PS RAB + UL:3.4 DL:3.4 kbps SRBs for DCCH

6.10.2.4.1.23c.1 Uplink

6.10.2.4.1.23c.1.1 Transport channel parameters

6.10.2.4.1.23c.1.1.1 Transport channel parameters for Interactive or background / UL:32 kbps / PS RAB

Higher layer	RAB/Signalling RB	RAB	
RLC	Logical channel type	DTCH	
	RLC mode	AM	
	Payload sizes, bit	320	
	Max data rate, bps	32 000	
	AMD PDU header, bit	16	
MAC	MAC header, bit	0	
	MAC multiplexing	N/A	
Layer 1	TrCH type	DCH	
	TB sizes, bit	336	
	TFS	TF0, bits	0x336
		TF1, bits	1x336
		TF2, bits	2x336
		TF3, bits	3x336
		TF4, bits	4x336
	TTI, ms	40	
	Coding type	TC	
	CRC, bit	16	
	Max number of bits/TTI after channel coding	4 236	
Uplink: Max number of bits/radio frame before rate matching	1 059		
RM attribute	135 to 175		

6.10.2.4.1.23c.1.1.2 Transport channel parameters for UL:3.4 kbps SRBs for DCCH

See clause 6.10.2.4.1.2.1.1.1.

6.10.2.4.1.23c.1.1.3 TFCS

TFCS size	10
TFCS	(32 kbps RAB, DCCH)= (TF0,TF0), (TF1,TF0), (TF2,TF0), (TF3,TF0), (TF4,TF0), (TF0,TF1), (TF1,TF1), (TF2,TF1), (TF3,TF1), (TF4,TF1)

6.10.2.4.1.23c.1.2 Physical channel parameters

DPCH Uplink	Min spreading factor	32
	Max number of DPDCH data bits/radio frame	1 200
	Puncturing Limit	0.88

6.10.2.4.1.23c.2 Downlink

6.10.2.4.1.23c.2.1 Transport channel parameters

6.10.2.4.1.23c.2.1.1 Transport channel parameters for Interactive or background / DL:32 kbps / PS RAB

Higher layer	RAB/Signalling RB	RAB
RLC	Logical channel type	DTCH

	RLC mode	AM	
	Payload sizes, bit	320	
	Max data rate, bps	32 000	
	AMD PDU header, bit	16	
MAC	MAC header, bit	0	
	MAC multiplexing	N/A	
Layer 1	TrCH type	DCH	
	TB sizes, bit	336	
	TFS	TF0, bits	0x336
		TF1, bits	1x336
		TF2, bits	2x336
		TF3, bits	3x336
		TF4, bits	4x336
	TTI, ms	40	
	Coding type	TC	
	CRC, bit	16	
Max number of bits/TTI after channel coding	4 236		
RM attribute	135 to 175		

6.10.2.4.1.23c.2.1.2 Transport channel parameters for DL:3.4 kbps SRBs for DCCH

See clause 6.10.2.4.1.2.2.1.1.

6.10.2.4.1.23c.2.1.3 TFCS

TFCS size	10
TFCS	(32 kbps RAB, DCCH)= (TF0,TF0), (TF1,TF0), (TF2,TF0), (TF3,TF0), (TF4,TF0), (TF0,TF1), (TF1,TF1), (TF2,TF1), (TF3,TF1), (TF4,TF1)

6.10.2.4.1.23c.2.2 Physical channel parameters

DPCH Downlink	DTX position	Flexible	
	Spreading factor	64	
	DPCCH	Number of TFCl bits/slot	8
		Number of TPC bits/slot	4
		Number of Pilot bits/slot	8
	DPDCH	Number of data bits/slot	60
		Number of data bits/frame	900

6.10.2.4.1.23d Interactive or background / UL:32 DL:32 kbps / PS RAB (20 ms TTI)+ UL:3.4 DL:3.4 kbps SRBs for DCCH

6.10.2.4.1.23d.1 Uplink

6.10.2.4.1.23d.1.1 Transport channel parameters

6.10.2.4.1.23d.1.1.1 Transport channel parameters for Interactive or background / UL:32 kbps / PS RAB

Higher layer	RAB/Signalling RB	RAB	
RLC	Logical channel type	DTCH	
	RLC mode	AM	
	Payload sizes, bit	320	
	Max data rate, bps	32 000	
	AMD PDU header, bit	16	
MAC	MAC header, bit	0	
	MAC multiplexing	N/A	
Layer 1	TrCH type	DCH	
	TB sizes, bit	336	
	TFS	TF0, bits	0x336
		TF1, bits	1x336
		TF2, bits	2x336
	TTI, ms	20	

	Coding type	TC
	CRC, bit	16
	Max number of bits/TTI after channel coding	2 124
	Uplink: Max number of bits/radio frame before rate matching	1 062
	RM attribute	135 to 175

6.10.2.4.1.23d.1.1.2 Transport channel parameters for UL:3.4 kbps SRBs for DCCH

See clause 6.10.2.4.1.2.1.1.1.

6.10.2.4.1.23d.1.1.3 TFCS

TFCS size	6
TFCS	(32 kbps RAB, DCCH)= (TF0,TF0), (TF1,TF0), (TF2,TF0), (TF0,TF1), (TF1,TF1), (TF2,TF1)

6.10.2.4.1.23d.1.2 Physical channel parameters

DPCH Uplink	Min spreading factor	32
	Max number of DPDCH data bits/radio frame	1 200
	Puncturing Limit	0.88

6.10.2.4.1.23d.2 Downlink

6.10.2.4.1.23d.2.1 Transport channel parameters

6.10.2.4.1.23d.2.1.1 Transport channel parameters for Interactive or background / DL:32 kbps / PS RAB

Higher layer	RAB/Signalling RB	RAB	
RLC	Logical channel type	DTCH	
	RLC mode	AM	
	Payload sizes, bit	320	
	Max data rate, bps	32 000	
	AMD PDU header, bit	16	
MAC	MAC header, bit	0	
	MAC multiplexing	N/A	
Layer 1	TrCH type	DCH	
	TB sizes, bit	336	
	TFS	TF0, bits	0x336
		TF1, bits	1x336
		TF2, bits	2x336
	TTI, ms	20	
	Coding type	TC	
	CRC, bit	16	
	Max number of bits/TTI after channel coding	2 124	
	RM attribute	135 to 175	

6.10.2.4.1.23d.2.1.2 Transport channel parameters for DL:3.4 kbps SRBs for DCCH

See clause 6.10.2.4.1.2.2.1.1.

6.10.2.4.1.23d.2.1.3 TFCS

TFCS size	6
TFCS	(32 kbps RAB, DCCH)= (TF0,TF0), (TF1,TF0), (TF2,TF0), (TF0,TF1), (TF1,TF1), (TF2,TF1)

6.10.2.4.1.23d.2.2 Physical channel parameters

DPCH Downlink	DTX position	Flexible
	Spreading factor	64
	DPCCCH	Number of TFCl bits/slot

		Number of TPC bits/slot	4
		Number of Pilot bits/slot	8
	DPDCH	Number of data bits/slot	60
		Number of data bits/frame	900

6.10.2.4.1.24 Void

6.10.2.4.1.25 Interactive or background / UL:32 DL: 64 kbps / PS RAB + UL:3.4 DL:3.4 kbps SRBs for DCCH

6.10.2.4.1.25.1 Uplink

See clause 6.10.2.4.1.23.1.

6.10.2.4.1.25.2 Downlink

6.10.2.4.1.25.2.1 Transport channel parameters

6.10.2.4.1.25.2.1.1 Transport channel parameters for Interactive or background / DL:64 kbps / PS RAB

Higher layer	RAB/Signalling RB		RAB
RLC	Logical channel type		DTCH
	RLC mode		AM
	Payload sizes, bit		320
	Max data rate, bps		64 000
	AMD PDU header, bit		16
MAC	MAC header, bit		0
	MAC multiplexing		N/A
Layer 1	TrCH type		DCH
	TB sizes, bit		336
	TFS	TF0, bits	0x336
		TF1, bits	1x336
		TF2, bits	2x336
		TF3, bits	3x336
		TF4, bits	4x336
	TTI, ms		20
	Coding type		TC
	CRC, bit		16
Max number of bits/TTI after channel coding		4 236	
RM attribute		130 to 170	

6.10.2.4.1.25.2.1.2 Transport channel parameters for DL:3.4 kbps SRBs for DCCH

See clause 6.10.2.4.1.2.2.1.1.

6.10.2.4.1.25.2.1.3 TFCS

TFCS size	10
TFCS	(64 kbps RAB, DCCH)= (TF0, TF0), (TF1, TF0), (TF2, TF0), (TF3, TF0), (TF4, TF0), (TF0, TF1), (TF1, TF1), (TF2, TF1), (TF3, TF1), (TF4, TF1)

6.10.2.4.1.25.2.2 Physical channel parameters

DPCH Downlink	DTX position		Flexible
	Spreading factor		32
	DPCCH	Number of TFCl bits/slot	8
		Number of TPC bits/slot	4
		Number of Pilot bits/slot	8
	DPDCH	Number of data bits/slot	140
		Number of data bits/frame	2 100

- 6.10.2.4.1.26 Interactive or background / UL:64 DL: 64 kbps / PS RAB + UL:3.4 DL:3.4 kbps SRBs for DCCH
- 6.10.2.4.1.26.1 Uplink
- 6.10.2.4.1.26.1.1 Transport channel parameters
- 6.10.2.4.1.26.1.1.1 Transport channel parameters for Interactive or background / UL:64 kbps / PS RAB

Higher layer	RAB/Signalling RB	RAB	
RLC	Logical channel type	DTCH	
	RLC mode	AM	
	Payload sizes, bit	320	
	Max data rate, bps	64 000	
	AMD PDU header, bit	16	
MAC	MAC header, bit	0	
	MAC multiplexing	N/A	
Layer 1	TrCH type	DCH	
	TB sizes, bit	336	
	TFS	TF0, bits	0x336
		TF1, bits	1x336
		TF2, bits	2x336
		TF3, bits	3x336
		TF4, bits	4x336
	TTI, ms	20	
	Coding type	TC	
	CRC, bit	16	
	Max number of bits/TTI after channel coding	4 236	
Uplink: Max number of bits/radio frame before rate matching	2 118		
RM attribute	130 to 170		

- 6.10.2.4.1.26.1.1.2 Transport channel parameters for UL:3.4 kbps SRBs for DCCH

See clause 6.10.2.4.1.2.1.1.1.

- 6.10.2.4.1.26.1.1.3 TFCS

TFCS size	10
TFCS	(64 kbps RAB, DCCH)= (TF0, TF0), (TF1, TF0), (TF2, TF0), (TF3, TF0), (TF4, TF0), (TF0, TF1), (TF1, TF1), (TF2, TF1), (TF3, TF1), (TF4, TF1)

- 6.10.2.4.1.26.1.2 Physical channel parameters

DPCH Uplink	Min spreading factor	16
	Max number of DPDCH data bits/radio frame	2 400
	Puncturing Limit	0.96

- 6.10.2.4.1.26.2 Downlink

See clause 6.10.2.4.1.25.2.

- 6.10.2.4.1.27 Interactive or background / UL:64 DL:128 kbps / PS RAB + UL:3.4 DL:3.4 kbps SRBs for DCCH

- 6.10.2.4.1.27.1 Uplink

See clause 6.10.2.4.1.26.1.

- 6.10.2.4.1.27.2 Downlink

- 6.10.2.4.1.27.2.1 Transport channel parameters

- 6.10.2.4.1.27.2.1.1 Transport channel parameters for Interactive or background / DL:128 kbps / PS RAB

Higher layer	RAB/Signalling RB	RAB	
RLC	Logical channel type	DTCH	
	RLC mode	AM	
	Payload sizes, bit	320	
	Max data rate, bps	128 000	
	AMD PDU header, bit	16	
MAC	MAC header, bit	0	
	MAC multiplexing	N/A	
Layer 1	TrCH type	DCH	
	TB sizes, bit	336	
	TFS	TF0, bits	0x336
		TF1, bits	1x336
		TF2, bits	2x336
		TF3, bits	4x336
		TF4, bits	8x336
	TTI, ms	20	
	Coding type	TC	
	CRC, bit	16	
	Max number of bits/TTI after channel coding	8 460	
RM attribute	120 to 160		

6.10.2.4.1.27.2.1.2 Transport channel parameters for DL:3.4 kbps SRBs for DCCH

See clause 6.10.2.4.1.2.2.1.1.

6.10.2.4.1.27.2.1.3 TFCS

TFCS size	10
TFCS	(128 kbps RAB, DCCH)= (TF0, TF0), (TF1, TF0), (TF2, TF0), (TF3, TF0), (TF4, TF0), (TF0, TF1), (TF1, TF1), (TF2, TF1), (TF3, TF1), (TF4, TF1)

6.10.2.4.1.27.2.2 Physical channel parameters

DPCH Downlink	DTX position		Flexible
	Spreading factor		16
	DPCCH	Number of TFCI bits/slot	8
		Number of TPC bits/slot	8
		Number of Pilot bits/slot	16
	DPDCH	Number of data bits/slot	288
		Number of data bits/frame	4 320

6.10.2.4.1.28 Interactive or background / UL:128 DL:128 kbps / PS RAB + UL:3.4 DL:3.4 kbps SRBs for DCCH

6.10.2.4.1.28.1 Uplink

6.10.2.4.1.28.1.1 Transport channel parameters

6.10.2.4.1.28.1.1.1 Transport channel parameters for Interactive or background / UL:128 kbps / PS RAB

Higher layer	RAB/Signalling RB	RAB
RLC	Logical channel type	DTCH
	RLC mode	AM
	Payload sizes, bit	320
	Max data rate, bps	128 000
	AMD PDU header, bit	16
MAC	MAC header, bit	0
	MAC multiplexing	N/A

Layer 1	TrCH type		DCH
	TB sizes, bit		336
	TFS	TF0, bits	0x336
		TF1, bits	1x336
		TF2, bits	2x336
		TF3, bits	4x336
		TF4, bits	8x336
	TTI, ms		20
	Coding type		TC
	CRC, bit		16
	Max number of bits/TTI after channel coding		8 460
	Uplink: Max number of bits/radio frame before rate matching		4 230
RM attribute		120 to 160	

6.10.2.4.1.28.1.1.2 Transport channel parameters for UL:3.4 kbps SRBs for DCCH

See clause 6.10.2.4.1.2.1.1.1.

6.10.2.4.1.28.1.1.3 TFCS

TFCS size	10
TFCS	(128 kbps RAB, DCCH)= (TF0, TF0), (TF1, TF0), (TF2, TF0), (TF3, TF0), (TF4, TF0), (TF0, TF1), (TF1, TF1), (TF2, TF1), (TF3, TF1), (TF4, TF1)

6.10.2.4.1.28.1.2 Physical channel parameters

DPCH Uplink	Min spreading factor	8
	Max number of DPDCH data bits/radio frame	4 800
	Puncturing Limit	0.96

6.10.2.4.1.28.2 Downlink

See clause 6.10.2.4.1.27.2.

6.10.2.4.1.29 Interactive or background / UL:64 DL:144 kbps / PS RAB + UL:3.4 DL: 3.4 kbps SRBs for DCCH

6.10.2.4.1.29.1 Uplink

See clause 6.10.2.4.1.26.1.

6.10.2.4.1.29.2 Downlink

6.10.2.4.1.29.2.1 Transport channel parameters

6.10.2.4.1.29.2.1.1 Transport channel parameters for Interactive or background / DL:144 kbps / PS RAB

Higher layer	RAB/Signalling RB		RAB
RLC	Logical channel type		DTCH
	RLC mode		AM
	Payload sizes, bit		320
	Max data rate, bps		144 000
	AMD PDU header, bit		16
MAC	MAC header, bit		0
	MAC multiplexing		N/A
Layer 1	TrCH type		DCH
	TB sizes, bit		336
	TFS	TF0, bits	0x336
		TF1, bits	1x336
		TF2, bits	2x336
		TF3, bits	4x336
TF4, bits		8x336	

	TF5, bits	9x336
	TTI, ms	20
	Coding type	TC
	CRC, bit	16
	Max number of bits/TTI after channel coding	9 516
	RM attribute	140 to 180

6.10.2.4.1.29.2.1.2 Transport channel parameters for DL:3.4 kbps SRBs for DCCH

See clause 6.10.2.4.1.2.2.1.1.

6.10.2.4.1.29.2.1.3 TFCS

TFCS size	12
TFCS	(144 kbps RAB, DCCH)= (TF0, TF0), (TF1, TF0), (TF2, TF0), (TF3, TF0), (TF4, TF0), (TF5, TF0) (TF0, TF1), (TF1, TF1), (TF2, TF1), (TF3, TF1), (TF4, TF1), (TF5, TF1)

6.10.2.4.1.29.2.2 Physical channel parameters

DPCH Downlink	DTX position		Flexible
	Spreading factor		16
DPCCH	Number of TFCI bits/slot		8
	Number of TPC bits/slot		8
	Number of Pilot bits/slot		16
DPDCH	Number of data bits/slot		288
	Number of data bits/frame		4 320

6.10.2.4.1.30 Interactive or background / UL:144 DL:144 kbps / PS RAB + UL:3.4 DL: 3.4 kbps SRBs for DCCH

6.10.2.4.1.30.1 Uplink

6.10.2.4.1.30.1.1 Transport channel parameters

6.10.2.4.1.30.1.1.1 Transport channel parameters for Interactive or background / UL:144 kbps / PS RAB

Higher layer	RAB/Signalling RB		RAB	
RLC	Logical channel type		DTCH	
	RLC mode		AM	
	Payload sizes, bit		320	
	Max data rate, bps		144 000	
	AMD PDU header, bit		16	
MAC	MAC header, bit		0	
	MAC multiplexing		N/A	
Layer 1	TrCH type		DCH	
	TB sizes, bit		336	
	TFS	TF0, bits		0x336
		TF1, bits		1x336
		TF2, bits		2x336
		TF3, bits		4x336
		TF4, bits		8x336
		TF5, bits		9x336
	TTI, ms		20	
	Coding type		TC	
	CRC, bit		16	
	Max number of bits/TTI after channel coding		9 516	
	Uplink: Max number of bits/radio frame before rate matching		4 758	
RM attribute		140 to 180		

6.10.2.4.1.30.1.1.2 Transport channel parameters for UL:3.4 kbps SRBs for DCCH

See clause 6.10.2.4.1.2.1.1.1.

6.10.2.4.1.30.1.1.3 TFCS

TFCS size	12
TFCS	(144 kbps RAB, DCCH)= (TF0, TF0), (TF1, TF0), (TF2, TF0), (TF3, TF0), (TF4, TF0), (TF5, TF0) (TF0, TF1), (TF1, TF1), (TF2, TF1), (TF3, TF1), (TF4, TF1), (TF5, TF1)

6.10.2.4.1.30.1.2 Physical channel parameters

DPCH Uplink	Min spreading factor	8
	Max number of DPDCH data bits/radio frame	4 800
	Puncturing Limit	0.84

6.10.2.4.1.30.2 Downlink

See clause 6.10.2.4.1.29.2.

6.10.2.4.1.31 Interactive or background / UL:64 DL:256 kbps / PS RAB + UL:3.4 DL: 3.4 kbps SRBs for DCCH

6.10.2.4.1.31.1 Uplink

See clause 6.10.2.4.1.26.1.

6.10.2.4.1.31.2 Downlink

6.10.2.4.1.31.2.1 Transport channel parameters

6.10.2.4.1.31.2.1.1 Transport channel parameters for Interactive or background / DL:256 kbps / PS RAB

Higher layer	RAB/Signalling RB	RAB	
RLC	Logical channel type	DTCH	
	RLC mode	AM	
	Payload sizes, bit	320	
	Max data rate, bps	256 000	
	AMD PDU header, bit	16	
MAC	MAC header, bit	0	
	MAC multiplexing	N/A	
Layer 1	TrCH type	DCH	
	TB sizes, bit	336	
	TFS	TF0, bits	0x336
		TF1, bits	1x336
		TF2, bits	2x336
		TF3, bits	4x336
		TF4, bits	8x336
		TF5, bits	N/A (alt. 12x336)
	TF6, bits	N/A (alt. 16x336)	
	TTI, ms	10 (alt. 20)	
	Coding type	TC	
	CRC, bit	16	
	Max number of bits/TTI after channel coding	8 460 (alt. 16 920)	
RM attribute	135 to 175		

6.10.2.4.1.31.2.1.2 Transport channel parameters for DL:3.4 kbps SRBs for DCCH

See clause 6.10.2.4.1.2.2.1.1.

6.10.2.4.1.31.2.1.3 TFCS

TFCS size	10 (alt.14)
TFCS	(256 kbps RAB, DCCH)= (TF0, TF0), (TF1, TF0), (TF2, TF0), (TF3, TF0), (TF4, TF0), (TF0, TF1), (TF1, TF1), (TF2, TF1), (TF3, TF1), (TF4, TF1) (alt. (TF0, TF0), (TF1, TF0), (TF2, TF0), (TF3, TF0), (TF4, TF0), (TF5, TF0), (TF6, TF0))

(TF0, TF1), (TF1, TF1), (TF2, TF1), (TF3, TF1), (TF4, TF1), (TF5, TF1), (TF6, TF1))

6.10.2.4.1.31.2.2 Physical channel parameters

DPCH Downlink	DTX position		Flexible
	Spreading factor		8
Number of DPDCH		1	
DPCCH	Number of TFCI bits/slot		8
	Number of TPC bits/slot		8
	Number of Pilot bits/slot		16
DPDCH	Number of data bits/slot		608
	Number of data bits/frame		9 120

6.10.2.4.1.32 Interactive or background / UL:64 DL:384 kbps / PS RAB + UL:3.4 DL: 3.4 kbps SRBs for DCCH

6.10.2.4.1.32.1 Uplink

See clause 6.10.2.4.1.26.1.

6.10.2.4.1.32.2 Downlink

6.10.2.4.1.32.2.1 Transport channel parameters

6.10.2.4.1.32.2.1.1 Transport channel parameters for Interactive or background / DL:384 kbps / PS RAB

Higher layer	RAB/Signalling RB	RAB	
RLC	Logical channel type	DTCH	
	RLC mode	AM	
	Payload sizes, bit	320	
	Max data rate, bps	384 000	
	AMD PDU header, bit	16	
MAC	MAC header, bit	0	
	MAC multiplexing	N/A	
Layer 1	TrCH type	DCH	
	TB sizes, bit	336	
	TFS	TF0, bits	0x336
		TF1, bits	1x336
		TF2, bits	2x336
		TF3, bits	4x336
		TF4, bits	8x336
		TF5, bits	12x336
		TF6, bits	N/A (alt. 16x336)
		TF7, bits	N/A (alt. 20x336)
	TF8, bits	N/A (alt. 24x336)	
	TTI, ms	10 (alt. 20)	
	Coding type	TC	
	CRC, bit	16	
Max number of bits/TTI after channel coding	12 684 (alt. 25 368)		
RM attribute	110 to 150		

6.10.2.4.1.32.2.1.2 Transport channel parameters for DL:3.4 kbps SRBs for DCCH

See clause 6.10.2.4.1.2.2.1.1.

6.10.2.4.1.32.2.1.3 TFCS

TFCS size	12 (alt.18)
TFCS	(384 kbps RAB, DCCH)= (TF0, TF0), (TF1, TF0), (TF2, TF0), (TF3, TF0), (TF4, TF0), (TF5, TF0) (TF0, TF1), (TF1, TF1), (TF2, TF1), (TF3, TF1), (TF4, TF1), (TF5, TF1) (alt. (TF0, TF0), (TF1, TF0), (TF2, TF0), (TF3, TF0), (TF4, TF0), (TF5, TF0), (TF6, TF0), (TF7, TF0), (TF8, TF0), (TF0, TF1), (TF1, TF1), (TF2, TF1), (TF3, TF1), (TF4, TF1), (TF5, TF1), (TF6, TF1), (TF7, TF1),

	(TF8, TF1))
--	-------------

6.10.2.4.1.32.2.2 Physical channel parameters

DPCH Downlink	DTX position		Flexible
	Spreading factor		8
	Number of DPDCH		1
	DPCCH	Number of TFCI bits/slot	8
		Number of TPC bits/slot	8
		Number of Pilot bits/slot	16
	DPDCH	Number of data bits/slot	608
		Number of data bits/frame	9 120

6.10.2.4.1.33 Interactive or background / UL:128 DL:384 kbps / PS RAB + UL:3.4 DL:3.4 kbps SRBs for DCCH

6.10.2.4.1.33.1 Uplink

See clause 6.10.2.4.1.28.1.

6.10.2.4.1.33.2 Downlink

See clause 6.10.2.4.1.32.2.

6.10.2.4.1.34 Interactive or background / UL:384 DL:384 kbps / PS RAB + UL:3.4 DL:3.4 kbps SRBs for DCCH

6.10.2.4.1.34.1 Uplink

6.10.2.4.1.34.1.1 Transport channel parameters

6.10.2.4.1.34.1.1.1 Transport channel parameters for Interactive or background / UL:384 kbps / PS RAB

Higher layer	RAB/Signalling RB		RAB
RLC	Logical channel type		DTCH
	RLC mode		AM
	Payload sizes, bit		320
	Max data rate, bps		384 000
	AMD PDU header, bit		16
MAC	MAC header, bit		0
	MAC multiplexing		N/A
Layer 1	TrCH type		DCH
	TB sizes, bit		336
	TFS	TF0, bits	0x336
		TF1, bits	1x336
		TF2, bits	2x336
		TF3, bits	4x336
		TF4, bits	8x336
		TF5, bits	12x336
		TF6, bits	16x336(alt. N/A)
		TF7, bits	20x336(alt. N/A)
	TF8, bits	24x336 (alt. N/A)	
	TTI, ms		20 (alt. 10)
	Coding type		TC
	CRC, bit		16
	Max number of bits/TTI after channel coding		25 368
Uplink: Max number of bits/radio frame before rate matching		12 684	
RM attribute		110-180	

6.10.2.4.1.34.1.1.2 Transport channel parameters for UL:3.4 kbps SRBs for DCCH

See clause 6.10.2.4.1.2.1.1.1.

6.10.2.4.1.34.1.1.3 TFCS

TFCS size	18 (alt.12)
TFCS	(384 kbps RAB, DCCH)= (TF0, TF0), (TF1, TF0), (TF2, TF0), (TF3, TF0), (TF4, TF0), (TF5, TF0), (TF6, TF0), (TF7, TF0), (TF8, TF0), (TF0, TF1), (TF1, TF1), (TF2, TF1), (TF3, TF1), (TF4, TF1), (TF5, TF1), (TF6, TF1), (TF7, TF1), (TF8, TF1) (alt. (TF0, TF0), (TF1, TF0), (TF2, TF0), (TF3, TF0), (TF4, TF0), (TF5, TF0) (TF0, TF1), (TF1, TF1), (TF2, TF1), (TF3, TF1), (TF4, TF1), (TF5, TF1))

6.10.2.4.1.34.1.2 Physical channel parameters

DPCH Uplink	Min spreading factor	4
	Max number of DPDCH data bits/radio frame	9 600
	Number of DPDCH	1
	Puncturing Limit	0.64

6.10.2.4.1.34.2 Downlink

See clause 6.10.2.4.1.32.2.

6.10.2.4.1.35 Interactive or background / UL:64 DL:2 048 kbps / PS RAB + UL:3.4 DL:3.4 kbps SRBs for DCCH

6.10.2.4.1.35.1 Uplink

See clause 6.10.2.4.1.26.1.

6.10.2.4.1.35.2 Downlink

6.10.2.4.1.35.2.1 Transport channel parameters

6.10.2.4.1.35.2.1.1 Transport channel parameters for Interactive or background / DL:2 048 kbps / PS RAB

Higher layer	RAB/Signalling RB	RAB	
RLC	Logical channel type	DTCH	
	RLC mode	AM	
	Payload sizes, bit	640	
	Max data rate, bps	2 048 000	
	AMD PDU header, bit	16	
MAC	MAC header, bit	0	
	MAC multiplexing	N/A	
Layer 1	TrCH type	DCH	
	TB sizes, bit	656	
	TFS	TF0, bits	0x656
		TF1, bits	1x656
		TF2, bits	2x656
		TF3, bits	4x656
		TF4, bits	8x656
		TF5, bits	12x656
		TF6, bits	16x656
		TF7, bits	20x656
		TF8, bits	24x656
		TF9, bits	28x656
		TF10, bits	32x656
		TF11, bits	N/A (alt. 36x656)
		TF12, bits	N/A (alt. 40x656)
		TF13, bits	N/A (alt. 44x656)
		TF14, bits	N/A (alt. 48x656)
		TF15, bits	N/A (alt. 52x656)
		TF16, bits	N/A (alt. 56x656)
		TF17, bits	N/A (alt. 60x656)
	TF18, bits	N/A (alt. 64x656)	
TTI, ms	10 (alt. 20)		
Coding type	TC		
CRC, bit	16		

	Max number of bits/TTI after channel coding	64 575 (alt. 129 141)
	RM attribute	130 to 170

6.10.2.4.1.35.2.1.2 Transport channel parameters for DL:3.4 kbps SRBs for DCCH

See clause 6.10.2.4.1.2.2.1.1.

6.10.2.4.1.35.2.1.3 TFCS

TFCS size	22 (alt.38)
TFCS	(2 048 kbps RAB, DCCH)= (TF0, TF0), (TF1, TF0), (TF2, TF0), (TF3, TF0), (TF4, TF0), (TF5, TF0), (TF6, TF0), (TF7, TF0), (TF8, TF0), (TF9, TF0), (TF10, TF0), (TF0, TF1), (TF1, TF1), (TF2, TF1), (TF3, TF1), (TF4, TF1), (TF5, TF1), (TF6, TF1), (TF7, TF1), (TF8, TF1), (TF9, TF1), (TF10, TF1) (alt. TF0, TF0), (TF1, TF0), (TF2, TF0), (TF3, TF0), (TF4, TF0), (TF5, TF0), (TF6, TF0), (TF7, TF0), (TF8, TF0), (TF9, TF0), (TF10, TF0), (TF11, TF0), (TF12, TF0), (TF13, TF0), (TF14, TF0), (TF15, TF0), (TF16, TF0), (TF17, TF0), (TF18, TF0), (TF0, TF1), (TF1, TF1), (TF2, TF1), (TF3, TF1), (TF4, TF1), (TF5, TF1), (TF6, TF1), (TF7, TF1), (TF8, TF1), (TF9, TF1), (TF10, TF1), (TF11, TF0), (TF12, TF0), (TF13, TF0), (TF14, TF0), (TF15, TF0), (TF16, TF0), (TF17, TF0), (TF18, TF0))

6.10.2.4.1.35.2.2 Physical channel parameters

DPCH Downlink	DTX position		Flexible
	Spreading factor		4
	Number of DPCH		3
	DPCCH	Number of TFCI bits/slot	8
		Number of TPC bits/slot	8
		Number of Pilot bits/slot	16
	DPDCH	Number of data bits/slot	1 248
Number of data bits/frame		18 720	

6.10.2.4.1.36 Void

6.10.2.4.1.37 Void

6.10.2.4.1.38 Conversational / speech / UL:12.2 DL:12.2 kbps / CS RAB + Interactive or background / UL:32 DL:8 kbps / PS RAB + UL:3.4 DL:3.4 kbps SRBs for DCCH

6.10.2.4.1.38.1 Uplink

6.10.2.4.1.38.1.1 Transport channel parameters

6.10.2.4.1.38.1.1.1 Transport channel parameters for Conversational / speech / UL:12.2 kbps / CS RAB

See clause 6.10.2.4.1.4.1.1.1.

6.10.2.4.1.38.1.1.2 Transport channel parameters for Interactive or background / UL:32 kbps / PS RAB

See clause 6.10.2.4.1.23.1.1.1.

6.10.2.4.1.38.1.1.3 Transport channel parameters for UL:3.4 kbps SRBs for DCCH

See clause 6.10.2.4.1.2.1.1.1.

6.10.2.4.1.38.1.1.4 TFCS

TFCS size	18 (alt. 12)
TFCS	(RAB subflow#1, RAB subflow#2, RAB subflow#3, 32kbps RAB , DCCH)= (TF0, TF0, TF0, TF0, TF0), (TF1, TF0, TF0, TF0, TF0), (TF2, TF1, TF1, TF0, TF0), (TF0, TF0, TF0, TF1, TF0), (TF1, TF0, TF0, TF1, TF0), (TF2, TF1, TF1, TF1, TF0), (TF0, TF0, TF0, TF2, TF0), (TF1, TF0, TF0, TF2, TF0), (TF2, TF1, TF1, TF2, TF0), (TF0, TF0, TF0, TF0, TF1), (TF1, TF0, TF0, TF0, TF1), (TF2, TF1, TF1, TF0, TF1), (TF0, TF0, TF0, TF1, TF1), (TF1, TF0, TF0, TF1, TF1), (TF2, TF1, TF1, TF1, TF1), (TF0, TF0, TF0, TF2, TF1), (TF1, TF0, TF0, TF2, TF1), (TF2, TF1, TF1, TF2, TF1) (alt. (TF0, TF0, TF0, TF0, TF0), (TF1, TF0, TF0, TF0, TF0), (TF2, TF1, TF1, TF0, TF0), (TF0, TF0, TF0, TF1, TF0), (TF1, TF0, TF0, TF1, TF0), (TF2, TF1, TF1, TF1, TF0), (TF0, TF0, TF0, TF0, TF1), (TF1, TF0, TF0, TF0, TF1), (TF2, TF1, TF1, TF0, TF1), (TF0, TF0, TF0, TF1, TF1), (TF1, TF0, TF0, TF1, TF1), (TF2, TF1, TF1, TF1, TF1))

6.10.2.4.1.38.1.2 Physical channel parameters

DPCH Uplink	Min spreading factor	16
	Max number of DPDCH data bits/radio frame	2 400
	Puncturing Limit	0.96

6.10.2.4.1.38.2 Downlink

6.10.2.4.1.38.2.1 Transport channel parameters

6.10.2.4.1.38.2.1.1 Transport channel parameters for Conversational / speech / DL:12.2 kbps / CS RAB

See clause 6.10.2.4.1.4.2.1.1.

6.10.2.4.1.38.2.1.2 Transport channel parameters for Interactive or background / DL:8 kbps / PS RAB

See clause 6.10.2.4.1.23.2.1.1.

6.10.2.4.1.38.2.1.3 Transport channel parameters for DL:3.4 kbps SRBs for DCCH

See clause 6.10.2.4.1.2.2.1.

6.10.2.4.1.38.2.1.4 TFCS

TFCS size	12
TFCS	(RAB subflow#1, RAB subflow#2, RAB subflow#3,8kbps RAB, DCCH)= (TF0, TF0, TF0, TF0, TF0), (TF1, TF0, TF0, TF0, TF0), (TF2, TF1, TF1, TF0, TF0), (TF0, TF0, TF0, TF1, TF0), (TF1, TF0, TF0, TF1, TF0), (TF2, TF1, TF1, TF1, TF0), (TF0, TF0, TF0, TF0, TF1), (TF1, TF0, TF0, TF0, TF1), (TF2, TF1, TF1, TF0, TF1), (TF0, TF0, TF0, TF1, TF1), (TF1, TF0, TF0, TF1, TF1), (TF2, TF1, TF1, TF1, TF1)

6.10.2.4.1.38.2.2 Physical channel parameters

DPCH Downlink	DTX position		Flexible
	Spreading factor		64
	DPCCH	Number of TFCI bits/slot	8
		Number of TPC bits/slot	4
		Number of Pilot bits/slot	8
	DPDCH	Number of data bits/slot	60
		Number of data bits/frame	900

6.10.2.4.1.38a Conversational / speech / 12.2 kbps / CS RAB + Interactive or background / UL:0 DL:0 kbps / PS RAB + UL:3.4 DL:3.4 kbps SRBs for DCCH

6.10.2.4.1.38a.1 Uplink

6.10.2.4.1.38a.1.1 Transport channel parameters

6.10.2.4.1.38a.1.1.1 Transport channel parameters for Conversational / speech / UL:12.2 kbps / CS RAB

See clause 6.10.2.4.1.4.1.1.1.

6.10.2.4.1.38a.1.1.2 Transport channel parameters for Interactive or background / UL:0 kbps / PS RAB

Higher layer	RAB/Signalling RB	RAB	
RLC	Logical channel type	DTCH	
	RLC mode	AM	
	Payload sizes, bit	320	
	Max data rate, bps	0	
	AMD PDU header, bit	16	
MAC	MAC header, bit	0	
	MAC multiplexing	N/A	
Layer 1	TrCH type	DCH	
	TB sizes, bit	336	
	TFS	TF0, bits	0x336
	TTI, ms		20
	Coding type		CC
	CRC, bit		16
	Max number of bits/TTI after channel coding		0
	Uplink: Max number of bits/radio frame before rate matching		0
	RM attribute		130 to 170

6.10.2.4.1.38a.1.1.3 Transport channel parameters for UL:3.4 kbps SRBs for DCCH

See clause 6.10.2.4.1.2.1.1.1.

6.10.2.4.1.38a.1.1.4 TFCS

TFCS size	6
TFCS	(RAB subflow#1, RAB subflow#2, RAB subflow#3, 0kbps RAB, DCCH)= (TF0,TF0,TF0,TF0,TF0), (TF1,TF0,TF0,TF0,TF0), (TF2,TF1,TF1,TF0,TF0), (TF0,TF0,TF0,TF0,TF1), (TF1,TF0,TF0,TF0,TF1), (TF2,TF1,TF1,TF0,TF1)

6.10.2.4.1.38a.1.2 Physical channel parameters

DPCH Uplink	Min spreading factor	64
	Max number of DPDCH data bits/radio frame	600
	Puncturing Limit	0.64

6.10.2.4.1.38a.2 Downlink

6.10.2.4.1.38a.2.1 Transport channel parameters

6.10.2.4.1.38a.2.1.1 Transport channel parameters for Conversational / speech / DL:12.2 kbps / CS RAB

See clause 6.10.2.4.1.4.2.1.1.

6.10.2.4.1.38a.2.1.2 Transport channel parameters for Interactive or background / DL:0 kbps / PS RAB

Higher layer	RAB/Signalling RB	RAB	
RLC	Logical channel type	DTCH	
	RLC mode	AM	
	Payload sizes, bit	320	
	Max data rate, bps	0	
	AMD PDU header, bit	16	
MAC	MAC header, bit	0	
	MAC multiplexing	N/A	
Layer 1	TrCH type	DCH	
	TB sizes, bit	336	
	TFS	TF0, bits	0x336
	TTI, ms		20
	Coding type		CC
	CRC, bit		16
	Max number of bits/TTI after channel coding		0

RM attribute	130 to 170
--------------	------------

6.10.2.4.1.38a.2.1.3 Transport channel parameters for DL:3.4 kbps SRBs for DCCH

See clause 6.10.2.4.1.2.2.1.1

6.10.2.4.1.38a.2.1.4 TFCS

TFCS size	6
TFCS	(RAB subflow#1, RAB subflow#2, RAB subflow#3, 0kbps RAB, DCCH)= (TF0,TF0,TF0,TF0,TF0), (TF1,TF0,TF0,TF0,TF0), (TF2,TF1,TF1,TF0,TF0), (TF0,TF0,TF0,TF0,TF1), (TF1,TF0,TF0,TF0,TF1), (TF2,TF1,TF1,TF0,TF1)

6.10.2.4.1.38a.2.2 Physical channel parameters

DPCH Downlink	DTX position	Fixed	
	Spreading factor	128	
	DPCCH	Number of TF0 bits/slot	0
		Number of TPC bits/slot	2
		Number of Pilot bits/slot	4
	DPDCH	Number of data bits/slot	34
		Number of data bits/frame	510

6.10.2.4.1.38b Conversational / speech / UL:12.2 DL:12.2 kbps / CS RAB + Interactive or background / UL:8 DL:8 kbps / PS RAB + UL:3.4 DL:3.4 kbps SRBs for DCCH

6.10.2.4.1.38b.1 Uplink

6.10.2.4.1.38b.1.1 Transport channel parameters

6.10.2.4.1.38b.1.1.1 Transport channel parameters for Conversational / speech / UL:12.2 kbps / CS RAB

See clause 6.10.2.4.1.4.1.1.1.

6.10.2.4.1.38b.1.1.2 Transport channel parameters for Interactive or background / UL:8 kbps / PS RAB

Higher layer	RAB/Signalling RB	RAB	
RLC	Logical channel type	DTCH	
	RLC mode	AM	
	Payload sizes, bit	320	
	Max data rate, bps	8 000	
	AMD PDU header, bit	16	
MAC	MAC header, bit	0	
	MAC multiplexing	N/A	
Layer 1	TrCH type	DCH	
	TB sizes, bit	336	
	TFS	TF0, bits	0x336
		TF1, bits	1x336
	TTI, ms	40	
	Coding type	TC	
	CRC, bit	16	
	Max number of bits/TTI after channel coding	1 068	
	Uplink: Max number of bits/radio frame before rate matching	267	
	RM attribute	135 to 175	

6.10.2.4.1.38b.1.1.3 Transport channel parameters for UL:3.4 kbps SRBs for DCCH

See clause 6.10.2.4.1.2.1.1.1.

6.10.2.4.1.38b.1.1.4 TFCS

TFCS size	12
-----------	----

TFCS	(RAB subflow#1, RAB subflow#2, RAB subflow#3, 8 kbps RAB, DCCH)= (TF0,TF0,TF0,TF0,TF0), (TF1,TF0,TF0,TF0,TF0), (TF2,TF1,TF1,TF0,TF0), (TF0,TF0,TF0,TF1,TF0), (TF1,TF0,TF0,TF1,TF0), (TF2,TF1,TF1,TF1,TF0), (TF0,TF0,TF0,TF0,TF1), (TF1,TF0,TF0,TF0,TF1), (TF2,TF1,TF1,TF0,TF1), (TF0,TF0,TF0,TF1,TF1), (TF1,TF0,TF0,TF1,TF1), (TF2,TF1,TF1,TF1,TF1)
------	---

6.10.2.4.1.38b.1.2 Physical channel parameters

DPCH Uplink	Min spreading factor	32
	Max number of DPDCH data bits/radio frame	1 200
	Puncturing Limit	1.0

6.10.2.4.1.38b.2 Downlink

6.10.2.4.1.38b.2.1 Transport channel parameters

6.10.2.4.1.38b.2.1.1 Transport channel parameters for Conversational / speech / DL:12.2 kbps / CS RAB

See clause 6.10.2.4.1.4.2.1.1.

6.10.2.4.1.38b.2.1.2 Transport channel parameters for Interactive or background / DL:8 kbps / PS RAB

Higher layer	RAB/Signalling RB	RAB	
RLC	Logical channel type	DTCH	
	RLC mode	AM	
	Payload sizes, bit	320	
	Max data rate, bps	8 000	
	AMD PDU header, bit	16	
MAC	MAC header, bit	0	
	MAC multiplexing	N/A	
Layer 1	TrCH type	DCH	
	TB sizes, bit	336	
	TFS	TF0, bits	0x336
		TF1, bits	1x336
	TTI, ms	40	
	Coding type	TC	
	CRC, bit	16	
	Max number of bits/TTI after channel coding	1 068	
	RM attribute	135 to 175	

6.10.2.4.1.38b.2.1.3 Transport channel parameters for DL:3.4 kbps SRBs for DCCH

See clause 6.10.2.4.1.2.2.1.1.

6.10.2.4.1.38b.2.1.4 TFCS

TFCS size	12
TFCS	(RAB subflow#1, RAB subflow#2, RAB subflow#3, 8 kbps RAB, DCCH)= (TF0,TF0,TF0,TF0,TF0), (TF1,TF0,TF0,TF0,TF0), (TF2,TF1,TF1,TF0,TF0), (TF0,TF0,TF0,TF1,TF0), (TF1,TF0,TF0,TF1,TF0), (TF2,TF1,TF1,TF1,TF0), (TF0,TF0,TF0,TF0,TF1), (TF1,TF0,TF0,TF0,TF1), (TF2,TF1,TF1,TF0,TF1), (TF0,TF0,TF0,TF1,TF1), (TF1,TF0,TF0,TF1,TF1), (TF2,TF1,TF1,TF1,TF1)

6.10.2.4.1.38b.2.2 Physical channel parameters

DPCH Downlink	DTX position	Flexible	
	Spreading factor	64	
	DPCCH	Number of TFCI bits/slot	8
		Number of TPC bits/slot	4
		Number of Pilot bits/slot	8
	DPDCH	Number of data bits/slot	60
		Number of data bits/frame	900

6.10.2.4.1.38c Conversational / speech / UL:12.2 DL:12.2 kbps / CS RAB + Interactive or background / UL:32 DL:32 kbps / PS RAB + UL:3.4 DL:3.4 kbps SRBs for DCCH

6.10.2.4.1.38c.1 Uplink

6.10.2.4.1.38c.1.1 Transport channel parameters

6.10.2.4.1.38c.1.1.1 Transport channel parameters for Conversational / speech / UL:12.2 kbps / CS RAB

See clause 6.10.2.4.1.4.1.1.1.

6.10.2.4.1.38c.1.1.2 Transport channel parameters for Interactive or background / UL:32 kbps / PS RAB

See clause 6.2.4.1.23c.1.1.1.

6.10.2.4.1.38c.1.1.3 Transport channel parameters for UL:3.4 kbps SRBs for DCCH

See clause 6.10.2.4.1.2.1.1.1.

6.10.2.4.1.38c.1.1.4 TFCS

TFCS size	30
TFCS	(RAB subflow#1, RAB subflow#2, RAB subflow#3, 32 kbps RAB, DCCH)= (TF0,TF0,TF0,TF0,TF0), (TF1,TF0,TF0,TF0,TF0), (TF2,TF1,TF1,TF0,TF0), (TF0,TF0,TF0,TF1,TF0), (TF1,TF0,TF0,TF1,TF0), (TF2,TF1,TF1,TF1,TF0), (TF0,TF0,TF0,TF2,TF0), (TF1,TF0,TF0,TF2,TF0), (TF2,TF1,TF1,TF2,TF0), (TF0,TF0,TF0,TF3,TF0), (TF1,TF0,TF0,TF3,TF0), (TF2,TF1,TF1,TF3,TF0), (TF0,TF0,TF0,TF4,TF0), (TF1,TF0,TF0,TF4,TF0), (TF2,TF1,TF1,TF4,TF0), (TF0,TF0,TF0,TF0,TF1), (TF1,TF0,TF0,TF0,TF1), (TF2,TF1,TF1,TF0,TF1), (TF0,TF0,TF0,TF1,TF1), (TF1,TF0,TF0,TF1,TF1), (TF2,TF1,TF1,TF1,TF1), (TF0,TF0,TF0,TF2,TF1), (TF1,TF0,TF0,TF2,TF1), (TF2,TF1,TF1,TF2,TF1), (TF0,TF0,TF0,TF3,TF1), (TF1,TF0,TF0,TF3,TF1), (TF2,TF1,TF1,TF3,TF1), (TF0,TF0,TF0,TF4,TF1), (TF1,TF0,TF0,TF4,TF1), (TF2,TF1,TF1,TF4,TF1)

6.10.2.4.1.38c.1.2 Physical channel parameters

DPCH Uplink	Min spreading factor	16
	Max number of DPDCH data bits/radio frame	2 400
	Puncturing Limit	1.0

6.10.2.4.1.38c.2 Downlink

6.10.2.4.1.38c.2.1 Transport channel parameters

6.10.2.4.1.38c.2.1.1 Transport channel parameters for Conversational / speech / DL:12.2 kbps / CS RAB

See clause 6.10.2.4.1.4.2.1.1.

6.10.2.4.1.38c.2.1.2 Transport channel parameters for Interactive or background / DL:32 kbps / PS RAB

See clause 6.2.4.1.23c.2.1.1.

6.10.2.4.1.38c.2.1.3 Transport channel parameters for DL:3.4 kbps SRBs for DCCH

See clause 6.10.2.4.1.2.2.1.1.

6.10.2.4.1.38c.2.1.4 TFCS

TFCS size	30
TFCS	(RAB subflow#1, RAB subflow#2, RAB subflow#3, 32 kbps RAB, DCCH)= (TF0,TF0,TF0,TF0,TF0), (TF1,TF0,TF0,TF0,TF0), (TF2,TF1,TF1,TF0,TF0), (TF0,TF0,TF0,TF1,TF0), (TF1,TF0,TF0,TF1,TF0), (TF2,TF1,TF1,TF1,TF0), (TF0,TF0,TF0,TF2,TF0), (TF1,TF0,TF0,TF2,TF0), (TF2,TF1,TF1,TF2,TF0), (TF0,TF0,TF0,TF3,TF0), (TF1,TF0,TF0,TF3,TF0), (TF2,TF1,TF1,TF3,TF0),

	(TF0,TF0,TF0,TF4,TF0), (TF1,TF0,TF0,TF4,TF0), (TF2,TF1,TF1,TF4,TF0), (TF0,TF0,TF0,TF0,TF1), (TF1,TF0,TF0,TF0,TF1), (TF2,TF1,TF1,TF0,TF1), (TF0,TF0,TF0,TF1,TF1), (TF1,TF0,TF0,TF1,TF1), (TF2,TF1,TF1,TF1,TF1), (TF0,TF0,TF0,TF2,TF1), (TF1,TF0,TF0,TF2,TF1), (TF2,TF1,TF1,TF2,TF1), (TF0,TF0,TF0,TF3,TF1), (TF1,TF0,TF0,TF3,TF1), (TF2,TF1,TF1,TF3,TF1), (TF0,TF0,TF0,TF4,TF1), (TF1,TF0,TF0,TF4,TF1), (TF2,TF1,TF1,TF4,TF1)
--	---

6.10.2.4.1.38c.2.2 Physical channel parameters

DPCH Downlink	DTX position		Flexible
	Spreading factor		32
	DPCCH	Number of TFCl bits/slot	8
		Number of TPC bits/slot	4
		Number of Pilot bits/slot	8
	DPDCH	Number of data bits/slot	140
		Number of data bits/frame	2 100

6.10.2.4.1.38d Conversational / speech / UL:12.2 DL:12.2 kbps / CS RAB + Interactive or background / UL:64 DL:64 kbps / PS RAB + Interactive or background / UL:64 DL:64 kbps / PS RAB + UL:3.4 DL:3.4 kbps SRBs for DCCH

6.10.2.4.1.38d.1 Uplink

6.10.2.4.1.38d.1.1 Transport channel parameters

6.10.2.4.1.38d.1.1.1 Transport channel parameters for Conversational / speech / UL:12.2 kbps / CS RAB

See clause 6.10.2.4.1.4.1.1.1.

6.10.2.4.1.38d.1.1.2 Transport channel parameters for Interactive or background / UL:64 kbps / PS RAB + UL:64 kbps / PS RAB

Higher layer	RAB/Signalling RB	RAB	RAB	
RLC	Logical channel type	DTCH	DTCH	
	RLC mode	AM	AM	
	Payload sizes, bit	320	320	
	Max data rate, bps	64 000	64 000	
	AMD PDU header, bit	16	16	
MAC	MAC header, bit	4	4	
	MAC multiplexing	2 logical channel multiplexing		
Layer 1	TrCH type	DCH		
	TB sizes, bit	340		
	TFS	TF0, bits	0x340	
		TF1, bits	1x340	
		TF2, bits	2x340	
		TF3, bits	3x340	
		TF4, bits	4x340	
	TTI, ms	20		
	Coding type	TC		
	CRC, bit	16		
	Max number of bits/TTI after channel coding	4 284		
	Uplink: Max number of bits/radio frame before rate matching	2 142		
	RM attribute	130 to 170		

6.10.2.4.1.38d.1.1.3 Transport channel parameters for UL:3.4 kbps SRBs for DCCH

See clause 6.10.2.4.1.2.1.1.1.

6.10.2.4.1.38d.1.1.4 TFCS

TFCS size	30
TFCS	(RAB subflow#1, RAB subflow#2, RAB subflow#3, 64 kbps RAB + 64 kbps RAB, DCCH)=(TF0,TF0,TF0,TF0,TF0), (TF1,TF0,TF0,TF0,TF0),(TF2,TF1,TF1,TF0,TF0), (TF0,TF0,TF0,TF1,TF0), (TF1,TF0,TF0,TF1,TF0),(TF2,TF1,TF1,TF1,TF0), (TF0,TF0,TF0,TF2,TF0), (TF1,TF0,TF0,TF2,TF0),(TF2,TF1,TF1,TF2,TF0), (TF0,TF0,TF0,TF3,TF0), (TF1,TF0,TF0,TF3,TF0),(TF2,TF1,TF1,TF3,TF0), (TF0,TF0,TF0,TF4,TF0), (TF1,TF0,TF0,TF4,TF0),(TF2,TF1,TF1,TF4,TF0), (TF0,TF0,TF0,TF0,TF1), (TF1,TF0,TF0,TF0,TF1),(TF2,TF1,TF1,TF0,TF1), (TF0,TF0,TF0,TF1,TF1), (TF1,TF0,TF0,TF1,TF1),(TF2,TF1,TF1,TF1,TF1), (TF0,TF0,TF0,TF2,TF1), (TF1,TF0,TF0,TF2,TF1),(TF2,TF1,TF1,TF2,TF1), (TF0,TF0,TF0,TF3,TF1), (TF1,TF0,TF0,TF3,TF1),(TF2,TF1,TF1,TF3,TF1), (TF0,TF0,TF0,TF4,TF1), (TF1,TF0,TF0,TF4,TF1),(TF2,TF1,TF1,TF4,TF1)

6.10.2.4.1.38d.1.2 Physical channel parameters

DPCH Uplink	Min spreading factor	16
	Max number of DPDCH data bits/radio frame	2 400
	Puncturing Limit	0.76

6.10.2.4.1.38d.2 Downlink

6.10.2.4.1.38d.2.1 Transport channel parameters

6.10.2.4.1.38d.2.1.1 Transport channel parameters for Conversational / speech / DL:12.2 kbps / CS RAB

See clause 6.10.2.4.1.4.2.1.1.

6.10.2.4.1.38d.2.1.2 Transport channel parameters for Interactive or background / DL:64 kbps / PS RAB + DL:64 kbps / PS RAB

Higher layer	RAB/Signalling RB	RAB	RAB
RLC	Logical channel type	DTCH	DTCH
	RLC mode	AM	AM
	Payload sizes, bit	320	320
	Max data rate, bps	64 000	64 000
	AMD PDU header, bit	16	16
MAC	MAC header, bit	4	4
	MAC multiplexing	2 logical channel multiplexing	
Layer 1	TrCH type	DCH	
	TB sizes, bit	340	
	TFS	TF0, bits	0x340
		TF1, bits	1x340
		TF2, bits	2x340
		TF3, bits	3x340
		TF4, bits	4x340
	TTI, ms	20	
	Coding type	TC	
	CRC, bit	16	
	Max number of bits/TTI after channel coding	4 284	
	RM attribute	130 to 170	

6.10.2.4.1.38d.2.1.3 Transport channel parameters for DL:3.4 kbps SRBs for DCCH

See clause 6.10.2.4.1.2.2.1.1.

6.10.2.4.1.38d.2.1.4 TFCS

TFCS size	30
TFCS	(RAB subflow#1, RAB subflow#2, RAB subflow#3, 64 kbps RAB + 64 kbps RAB, DCCH)=(TF0,TF0,TF0,TF0,TF0), (TF1,TF0,TF0,TF0,TF0),(TF2,TF1,TF1,TF0,TF0), (TF0,TF0,TF0,TF1,TF0), (TF1,TF0,TF0,TF1,TF0),(TF2,TF1,TF1,TF1,TF0), (TF0,TF0,TF0,TF2,TF0), (TF1,TF0,TF0,TF2,TF0),(TF2,TF1,TF1,TF2,TF0),

	(TF0,TF0,TF0,TF3,TF0), (TF1,TF0,TF0,TF3,TF0),(TF2,TF1,TF1,TF3,TF0), (TF0,TF0,TF0,TF4,TF0), (TF1,TF0,TF0,TF4,TF0),(TF2,TF1,TF1,TF4,TF0), (TF0,TF0,TF0,TF0,TF1), (TF1,TF0,TF0,TF0,TF1),(TF2,TF1,TF1,TF0,TF1), (TF0,TF0,TF0,TF1,TF1), (TF1,TF0,TF0,TF1,TF1),(TF2,TF1,TF1,TF1,TF1), (TF0,TF0,TF0,TF2,TF1), (TF1,TF0,TF0,TF2,TF1),(TF2,TF1,TF1,TF2,TF1), (TF0,TF0,TF0,TF3,TF1), (TF1,TF0,TF0,TF3,TF1),(TF2,TF1,TF1,TF3,TF1), (TF0,TF0,TF0,TF4,TF1), (TF1,TF0,TF0,TF4,TF1),(TF2,TF1,TF1,TF4,TF1)
--	--

6.10.2.4.1.38d.2.2 Physical channel parameters

DPCH Downlink	DTX position		Flexible
	Spreading factor		32
	DPCCH	Number of TFCl bits/slot	8
		Number of TPC bits/slot	4
		Number of Pilot bits/slot	8
	DPDCH	Number of data bits/slot	140
		Number of data bits/frame	2 100

6.10.2.4.1.38e Conversational / speech / (12.2 7.95 5.9 4.75) kbps / CS RAB + Interactive or background / UL:0 DL:0 kbps / PS RAB + UL:3.4 DL:3.4 kbps SRBs for DCCH

6.10.2.4.1.38e.1 Uplink

6.10.2.4.1.38e.1.1 Transport channel parameters

6.10.2.4.1.38e.1.1.1 Transport channel parameters for Conversational / speech / UL: (12.2 7.95 5.9 4.75) kbps / CS RAB

See clause 6.10.2.4.1.4a.1.1.1.

6.10.2.4.1.38e.1.1.2 Transport channel parameters for Interactive or background / UL:0 kbps / PS RAB

See clause 6.10.2.4.1.38a.1.1.2.

6.10.2.4.1.38e.1.1.3 Transport channel parameters for UL:3.4 kbps SRBs for DCCH

See clause 6.10.2.4.1.2.1.1.1.

6.10.2.4.1.38e.1.1.4 TFCS

TFCS size	12
TFCS	(RAB subflow#1, RAB subflow#2, RAB subflow#3, 0 kbps RAB, DCCH)= (TF0,TF0,TF0,TF0,TF0), (TF1,TF0,TF0,TF0,TF0), (TF2,TF1,TF0,TF0,TF0), (TF3,TF2,TF0,TF0,TF0), (TF4,TF3,TF0,TF0,TF0), (TF5,TF4,TF1,TF0,TF0), (TF0,TF0,TF0,TF0,TF1), (TF1,TF0,TF0,TF0,TF1), (TF2,TF1,TF0,TF0,TF1), (TF3,TF2,TF0,TF0,TF1), (TF4,TF3,TF0,TF0,TF1), (TF5,TF4,TF1,TF0,TF1)

6.10.2.4.1.38e.1.2 Physical channel parameters

DPCH Uplink	Min spreading factor	64
	Max number of DPDCH data bits/radio frame	600
	Puncturing Limit	0.84

6.10.2.4.1.38e.2 Downlink

6.10.2.4.1.38e.2.1 Transport channel parameters

6.10.2.4.1.38e.2.1.1 Transport channel parameters for Conversational / speech / DL: (12.2 7.95 5.9 4.75) kbps / CS RAB

See clause 6.10.2.4.1.4a.2.1.1.

6.10.2.4.1.38e.2.1.2 Transport channel parameters for Interactive or background / DL:0 kbps / PS RAB

See clause 6.10.2.4.1.38a.2.1.2

6.10.2.4.1.38e.2.1.3 Transport channel parameters for DL:3.4 kbps SRBs for DCCH

See clause 6.10.2.4.1.2.2.1.1

6.10.2.4.1.38e.2.1.4 TFCS

TFCS size	12
TFCS	(RAB subflow#1, RAB subflow#2, RAB subflow#3, 0 kbps RAB, DCCH)= (TF0,TF0,TF0,TF0,TF0), (TF1,TF0,TF0,TF0,TF0), (TF2,TF1,TF0,TF0,TF0), (TF3,TF2,TF0,TF0,TF0), (TF4,TF3,TF0,TF0,TF0), (TF5,TF4,TF1,TF0,TF0), (TF0,TF0,TF0,TF0,TF1), (TF1,TF0,TF0,TF0,TF1), (TF2,TF1,TF0,TF0,TF1), (TF3,TF2,TF0,TF0,TF1), (TF4,TF3,TF0,TF0,TF1), (TF5,TF4,TF1,TF0,TF1),

6.10.2.4.1.38e.2.2 Physical channel parameters

DPCH Downlink	DTX position		Fixed
	Spreading factor		128
	DPCCH	Number of TFCl bits/slot	0
		Number of TPC bits/slot	2
		Number of Pilot bits/slot	4
	DPDCH	Number of data bits/slot	34
		Number of data bits/frame	510

6.10.2.4.1.38f Conversational / speech / (12.2 7.95 5.9 4.75) kbps / CS RAB + Interactive or background / UL:8 DL:8 kbps / PS RAB + UL:3.4 DL:3.4 kbps SRBs for DCCH

6.10.2.4.1.38f.1 Uplink

6.10.2.4.1.38f.1.1 Transport channel parameters

6.10.2.4.1.38f.1.1.1 Transport channel parameters for Conversational / speech / UL: (12.2 7.95 5.9 4.75) kbps / CS RAB

See clause 6.10.2.4.1.4a.1.1.1.

6.10.2.4.1.38f.1.1.2 Transport channel parameters for Interactive or background / UL:8 kbps / PS RAB

See clause 6.10.2.4.1.38b.1.1.2.

6.10.2.4.1.38f.1.1.3 Transport channel parameters for UL:3.4 kbps SRBs for DCCH

See clause 6.10.2.4.1.2.1.1.1.

6.10.2.4.1.38f.1.1.4 TFCS

TFCS size	24
TFCS	(RAB subflow#1, RAB subflow#2, RAB subflow#3, 8 kbps RAB, DCCH)= (TF0,TF0,TF0,TF0,TF0), (TF1,TF0,TF0,TF0,TF0), (TF2,TF1,TF0,TF0,TF0), (TF3,TF2,TF0,TF0,TF0), (TF4,TF3,TF0,TF0,TF0), (TF5,TF4,TF1,TF0,TF0), (TF0,TF0,TF0,TF1,TF0), (TF1,TF0,TF0,TF1,TF0), (TF2,TF1,TF0,TF1,TF0), (TF3,TF2,TF0,TF1,TF0), (TF4,TF3,TF0,TF1,TF0), (TF5,TF4,TF1,TF1,TF0), (TF0,TF0,TF0,TF0,TF1), (TF1,TF0,TF0,TF0,TF1), (TF2,TF1,TF0,TF0,TF1), (TF3,TF2,TF0,TF0,TF1), (TF4,TF3,TF0,TF0,TF1), (TF5,TF4,TF1,TF0,TF1), (TF0,TF0,TF0,TF1,TF1), (TF1,TF0,TF0,TF1,TF1), (TF2,TF1,TF0,TF1,TF1), (TF3,TF2,TF0,TF1,TF1), (TF4,TF3,TF0,TF1,TF1), (TF5,TF4,TF1,TF1,TF1)

6.10.2.4.1.38f.1.2 Physical channel parameters

DPCH Uplink	Min spreading factor	32
	Max number of DPDCH data bits/radio frame	1 200
	Puncturing Limit	1.0

- 6.10.2.4.1.38f.2 Downlink
- 6.10.2.4.1.38f.2.1 Transport channel parameters
- 6.10.2.4.1.38f.2.1.1 Transport channel parameters for Conversational / speech / DL: (12.2 7.95 5.9 4.75) kbps / CS RAB

See clause 6.10.2.4.1.4a.2.1.1.

- 6.10.2.4.1.38f.2.1.2 Transport channel parameters for Interactive or background / DL:8 kbps / PS RAB

See clause 6.10.2.4.1.38b.2.1.2

- 6.10.2.4.1.38f.2.1.3 Transport channel parameters for DL:3.4 kbps SRBs for DCCH

See clause 6.10.2.4.1.2.2.1.1

- 6.10.2.4.1.38f.2.1.4 TFCS

TFCS size	24
TFCS	(RAB subflow#1, RAB subflow#2, RAB subflow#3, 8 kbps RAB, DCCH)= (TF0,TF0,TF0,TF0,TF0), (TF1,TF0,TF0,TF0,TF0), (TF2,TF1,TF0,TF0,TF0), (TF3,TF2,TF0,TF0,TF0), (TF4,TF3,TF0,TF0,TF0), (TF5,TF4,TF1,TF0,TF0), (TF0,TF0,TF0,TF1,TF0), (TF1,TF0,TF0,TF1,TF0), (TF2,TF1,TF0,TF1,TF0), (TF3,TF2,TF0,TF1,TF0), (TF4,TF3,TF0,TF1,TF0), (TF5,TF4,TF1,TF1,TF0), (TF0,TF0,TF0,TF0,TF1), (TF1,TF0,TF0,TF0,TF1), (TF2,TF1,TF0,TF0,TF1), (TF3,TF2,TF0,TF0,TF1), (TF4,TF3,TF0,TF0,TF1), (TF5,TF4,TF1,TF0,TF1), (TF0,TF0,TF0,TF1,TF1), (TF1,TF0,TF0,TF1,TF1), (TF2,TF1,TF0,TF1,TF1), (TF3,TF2,TF0,TF1,TF1), (TF4,TF3,TF0,TF1,TF1), (TF5,TF4,TF1,TF1,TF1)

- 6.10.2.4.1.38f.2.2 Physical channel parameters

DPCH Downlink	DTX position		Flexible
	Spreading factor		64
DPCCH	Number of TFCI bits/slot		8
	Number of TPC bits/slot		4
	Number of Pilot bits/slot		8
DPDCH	Number of data bits/slot		60
	Number of data bits/frame		900

- 6.10.2.4.1.38g Conversational / speech / (12.2 7.95 5.9 4.75) kbps / CS RAB + Interactive or background / UL:16 DL:16 kbps / PS RAB + UL:3.4 DL:3.4 kbps SRBs for DCCH

- 6.10.2.4.1.38g.1 Uplink

- 6.10.2.4.1.38g.1.1 Transport channel parameters

- 6.10.2.4.1.38g.1.1.1 Transport channel parameters for Conversational / speech / UL: (12.2 7.95 5.9 4.75) kbps / CS RAB

See clause 6.10.2.4.1.4a.1.1.1.

- 6.10.2.4.1.38g.1.1.2 Transport channel parameters for Interactive or background / UL:16 kbps / PS RAB

See clause 6.10.2.4.1.23b.1.1.1.

- 6.10.2.4.1.38g.1.1.3 Transport channel parameters for UL:3.4 kbps SRBs for DCCH

See clause 6.10.2.4.1.2.1.1.1.

- 6.10.2.4.1.38g.1.1.4 TFCS

TFCS size	32
TFCS	(RAB subflow#1, RAB subflow#2, RAB subflow#3, 16 kbps RAB, DCCH)= (TF0,TF0,TF0,TF0,TF0), (TF1,TF0,TF0,TF0,TF0), (TF2,TF1,TF0,TF0,TF0), (TF3,TF2,TF0,TF0,TF0), (TF4,TF3,TF0,TF0,TF0), (TF5,TF4,TF1,TF0,TF0),

	(TF0,TF0,TF0,TF1,TF0), (TF1,TF0,TF0,TF1,TF0), (TF3,TF2,TF0,TF1,TF0), (TF4,TF3,TF0,TF1,TF0), (TF5,TF4,TF1,TF1,TF0), (TF0,TF0,TF0,TF2,TF0), (TF1,TF0,TF0,TF2,TF0), (TF3,TF2,TF0,TF2,TF0), (TF4,TF3,TF0,TF2,TF0), (TF5,TF4,TF1,TF2,TF0), (TF0,TF0,TF0,TF0,TF1), (TF1,TF0,TF0,TF0,TF1), (TF2,TF1,TF0,TF0,TF1), (TF3,TF2,TF0,TF0,TF1), (TF4,TF3,TF0,TF0,TF1), (TF5,TF4,TF1,TF0,TF1), (TF0,TF0,TF0,TF1,TF1), (TF1,TF0,TF0,TF1,TF1), (TF3,TF2,TF0,TF1,TF1), (TF4,TF3,TF0,TF1,TF1), (TF5,TF4,TF1,TF1,TF1), (TF0,TF0,TF0,TF2,TF1), (TF1,TF0,TF0,TF2,TF1), (TF3,TF2,TF0,TF2,TF1), (TF4,TF3,TF0,TF2,TF1), (TF5,TF4,TF1,TF2,TF1)
--	--

6.10.2.4.1.38g.1.2 Physical channel parameters

DPCH Uplink	Min spreading factor	32
	Max number of DPDCH data bits/radio frame	1 200
	Puncturing Limit	0.88

6.10.2.4.1.38g.2 Downlink

6.10.2.4.1.38g.2.1 Transport channel parameters

6.10.2.4.1.38g.2.1.1 Transport channel parameters for Conversational / speech / DL: (12.2 7.95 5.9 4.75) kbps / CS RAB

See clause 6.10.2.4.1.4a.2.1.1.

6.10.2.4.1.38g.2.1.2 Transport channel parameters for Interactive or background / DL:16 kbps / PS RAB

See clause 6.10.2.4.1.23b.2.1.1.

6.10.2.4.1.38g.2.1.3 Transport channel parameters for DL:3.4 kbps SRBs for DCCH

See clause 6.10.2.4.1.2.2.1.1

6.10.2.4.1.38g.2.1.4 TFCS

TFCS size	36
TFCS	(RAB subflow#1, RAB subflow#2, RAB subflow#3, 16 kbps RAB, DCCH)= (TF0,TF0,TF0,TF0,TF0), (TF1,TF0,TF0,TF0,TF0), (TF2,TF1,TF0,TF0,TF0), (TF3,TF2,TF0,TF0,TF0), (TF4,TF3,TF0,TF0,TF0), (TF5,TF4,TF1,TF0,TF0), (TF0,TF0,TF0,TF1,TF0), (TF1,TF0,TF0,TF1,TF0), (TF2,TF1,TF0,TF1,TF0), (TF3,TF2,TF0,TF1,TF0), (TF4,TF3,TF0,TF1,TF0), (TF5,TF4,TF1,TF1,TF0), (TF0,TF0,TF0,TF2,TF0), (TF1,TF0,TF0,TF2,TF0), (TF2,TF1,TF0,TF2,TF0), (TF3,TF2,TF0,TF2,TF0), (TF4,TF3,TF0,TF2,TF0), (TF5,TF4,TF1,TF2,TF0), (TF0,TF0,TF0,TF0,TF1), (TF1,TF0,TF0,TF0,TF1), (TF2,TF1,TF0,TF0,TF1), (TF3,TF2,TF0,TF0,TF1), (TF4,TF3,TF0,TF0,TF1), (TF5,TF4,TF1,TF0,TF1), (TF0,TF0,TF0,TF1,TF1), (TF1,TF0,TF0,TF1,TF1), (TF2,TF1,TF0,TF1,TF1), (TF3,TF2,TF0,TF1,TF1), (TF4,TF3,TF0,TF1,TF1), (TF5,TF4,TF1,TF1,TF1), (TF0,TF0,TF0,TF2,TF1), (TF1,TF0,TF0,TF2,TF1), (TF2,TF1,TF0,TF2,TF1), (TF3,TF2,TF0,TF2,TF1), (TF4,TF3,TF0,TF2,TF1), (TF5,TF4,TF1,TF2,TF1)

6.10.2.4.1.38g.2.2 Physical channel parameters

DPCH Downlink	DTX position		Flexible
	Spreading factor		64
	DPCCH	Number of TFCl bits/slot	8
		Number of TPC bits/slot	4
		Number of Pilot bits/slot	8
	DPDCH	Number of data bits/slot	60
		Number of data bits/frame	900

6.10.2.4.1.38h Conversational / speech / (12.2 7.95 5.9 4.75) kbps / CS RAB + Interactive or background / UL:32 DL:32 kbps / PS RAB + UL:3.4 DL:3.4 kbps SRBs for DCCH

6.10.2.4.1.38h.1 Uplink

6.10.2.4.1.38h.1.1 Transport channel parameters

6.10.2.4.1.38h.1.1.1 Transport channel parameters for Conversational / speech / UL: (12.2 7.95 5.9 4.75) kbps / CS RAB

See clause 6.10.2.4.1.4a.1.1.1.

6.10.2.4.1.38h.1.1.2 Transport channel parameters for Interactive or background / UL:32 kbps / PS RAB

See clause 6.10.2.4.1.23c.1.1.1.

6.10.2.4.1.38h.1.1.3 Transport channel parameters for UL:3.4 kbps SRBs for DCCH

See clause 6.10.2.4.1.2.1.1.1.

6.10.2.4.1.38h.1.1.4 TFCS

TFCS size	32
TFCS	(RAB subflow#1, RAB subflow#2, RAB subflow#3, 32 kbps RAB, DCCH)= (TF0,TF0,TF0,TF0,TF0), (TF0,TF0,TF0,TF1,TF0), (TF0,TF0,TF0,TF2,TF0), (TF0,TF0,TF0,TF4,TF0), (TF5,TF4,TF1,TF0,TF0), (TF5,TF4,TF1,TF1,TF0), (TF5,TF4,TF1,TF2,TF0), (TF5,TF4,TF1,TF4,TF0), (TF4,TF3,TF0,TF0,TF0), (TF4,TF3,TF0,TF1,TF0), (TF3,TF2,TF0,TF0,TF0), (TF2,TF1,TF0,TF0,TF0), (TF1,TF0,TF0,TF0,TF0), (TF1,TF0,TF0,TF1,TF0), (TF1,TF0,TF0,TF2,TF0), (TF1,TF0,TF0,TF4,TF0), (TF0,TF0,TF0,TF0,TF1), (TF0,TF0,TF0,TF1,TF1), (TF0,TF0,TF0,TF2,TF1), (TF0,TF0,TF0,TF4,TF1), (TF5,TF4,TF1,TF0,TF1), (TF5,TF4,TF1,TF1,TF1), (TF5,TF4,TF1,TF2,TF1), (TF5,TF4,TF1,TF4,TF1), (TF4,TF3,TF0,TF0,TF1), (TF4,TF3,TF0,TF1,TF1), (TF3,TF2,TF0,TF0,TF1), (TF2,TF1,TF0,TF0,TF1), (TF1,TF0,TF0,TF0,TF1), (TF1,TF0,TF0,TF1,TF1), (TF1,TF0,TF0,TF2,TF1), (TF1,TF0,TF0,TF4,TF1)

6.10.2.4.1.38h.1.2 Physical channel parameters

DPCH Uplink	Min spreading factor	16
	Max number of DPDCH data bits/radio frame	2 400
	Puncturing Limit	1.0

6.10.2.4.1.38h.2 Downlink

6.10.2.4.1.38h.2.1 Transport channel parameters

6.10.2.4.1.38h.2.1.1 Transport channel parameters for Conversational / speech / DL: (12.2 7.95 5.9 4.75) kbps / CS RAB

See clause 6.10.2.4.1.4a.2.1.1.

6.10.2.4.1.38h.2.1.2 Transport channel parameters for Interactive or background / DL:32 kbps / PS RAB

See clause 6.10.2.4.1.23c.2.1.1.

6.10.2.4.1.38h.2.1.3 Transport channel parameters for DL:3.4 kbps SRBs for DCCH

See clause 6.10.2.4.1.2.2.1.1

6.10.2.4.1.38h.2.1.4 TFCS

TFCS size	48
TFCS	(RAB subflow#1, RAB subflow#2, RAB subflow#3, 32 kbps RAB, DCCH)= (TF0,TF0,TF0,TF0,TF0), (TF0,TF0,TF0,TF1,TF0), (TF0,TF0,TF0,TF2,TF0), (TF0,TF0,TF0,TF4,TF0), (TF5,TF4,TF1,TF0,TF0), (TF5,TF4,TF1,TF1,TF0), (TF5,TF4,TF1,TF2,TF0), (TF5,TF4,TF1,TF4,TF0), (TF4,TF3,TF0,TF0,TF0), (TF4,TF3,TF0,TF1,TF0), (TF4,TF3,TF0,TF2,TF0), (TF4,TF3,TF0,TF4,TF0), (TF3,TF2,TF0,TF0,TF0), (TF3,TF2,TF0,TF1,TF0), (TF3,TF2,TF0,TF2,TF0), (TF3,TF2,TF0,TF4,TF0), (TF2,TF1,TF0,TF0,TF0), (TF2,TF1,TF0,TF1,TF0), (TF2,TF1,TF0,TF2,TF0), (TF2,TF1,TF0,TF4,TF0), (TF1,TF0,TF0,TF0,TF0), (TF1,TF0,TF0,TF1,TF0), (TF1,TF0,TF0,TF2,TF0), (TF1,TF0,TF0,TF4,TF0), (TF0,TF0,TF0,TF0,TF1), (TF0,TF0,TF0,TF1,TF1), (TF0,TF0,TF0,TF2,TF1), (TF0,TF0,TF0,TF4,TF1), (TF5,TF4,TF1,TF0,TF1), (TF5,TF4,TF1,TF1,TF1), (TF5,TF4,TF1,TF2,TF1), (TF5,TF4,TF1,TF4,TF1), (TF4,TF3,TF0,TF0,TF1), (TF4,TF3,TF0,TF1,TF1), (TF4,TF3,TF0,TF2,TF1), (TF4,TF3,TF0,TF4,TF1), (TF3,TF2,TF0,TF0,TF1), (TF3,TF2,TF0,TF1,TF1), (TF3,TF2,TF0,TF2,TF1), (TF3,TF2,TF0,TF4,TF1), (TF2,TF1,TF0,TF0,TF1), (TF2,TF1,TF0,TF1,TF1), (TF2,TF1,TF0,TF2,TF1), (TF2,TF1,TF0,TF4,TF1), (TF1,TF0,TF0,TF0,TF1), (TF1,TF0,TF0,TF1,TF1), (TF1,TF0,TF0,TF2,TF1), (TF1,TF0,TF0,TF4,TF1)

6.10.2.4.1.38h.2.2 Physical channel parameters

DPCH Downlink	DTX position		Flexible
	Spreading factor		32
	DPCCH	Number of TFCl bits/slot	8
		Number of TPC bits/slot	4
		Number of Pilot bits/slot	8
	DPDCH	Number of data bits/slot	140
		Number of data bits/frame	2 100

6.10.2.4.1.38i Conversational / speech / (12.2 7.95 5.9 4.75) kbps / CS RAB + Interactive or background / UL:64 DL:64 kbps / PS RAB + UL:3.4 DL:3.4 kbps SRBs for DCCH

6.10.2.4.1.38i.1 Uplink

6.10.2.4.1.38i.1.1 Transport channel parameters

6.10.2.4.1.38i.1.1.1 Transport channel parameters for Conversational / speech / UL: (12.2 7.95 5.9 4.75) kbps / CS RAB

See clause 6.10.2.4.1.4a.1.1.1.

6.10.2.4.1.38i.1.1.2 Transport channel parameters for Interactive or background / UL:64 kbps / PS RAB

See clause 6.10.2.4.1.26.1.1.1.

6.10.2.4.1.38i.1.1.3 Transport channel parameters for UL:3.4 kbps SRBs for DCCH

See clause 6.10.2.4.1.2.1.1.1.

6.10.2.4.1.38i.1.1.4 TFCS

TFCS size	48
TFCS	(RAB subflow#1, RAB subflow#2, RAB subflow#3, 64 kbps RAB, DCCH)= (TF0,TF0,TF0,TF0,TF0), (TF1,TF0,TF0,TF0,TF0), (TF2,TF1,TF0,TF0,TF0), (TF3,TF2,TF0,TF0,TF0), (TF4,TF3,TF0,TF0,TF0), (TF5,TF4,TF1,TF0,TF0), (TF0,TF0,TF0,TF1,TF0), (TF1,TF0,TF0,TF1,TF0), (TF2,TF1,TF0,TF1,TF0), (TF3,TF2,TF0,TF1,TF0), (TF4,TF3,TF0,TF1,TF0), (TF5,TF4,TF1,TF1,TF0), (TF0,TF0,TF0,TF2,TF0), (TF1,TF0,TF0,TF2,TF0), (TF2,TF1,TF0,TF2,TF0), (TF3,TF2,TF0,TF2,TF0), (TF4,TF3,TF0,TF2,TF0), (TF5,TF4,TF1,TF2,TF0), (TF0,TF0,TF0,TF4,TF0), (TF1,TF0,TF0,TF4,TF0), (TF2,TF1,TF0,TF4,TF0), (TF3,TF2,TF0,TF4,TF0), (TF4,TF3,TF0,TF4,TF0), (TF5,TF4,TF1,TF4,TF0), (TF0,TF0,TF0,TF0,TF1), (TF1,TF0,TF0,TF0,TF1), (TF2,TF1,TF0,TF0,TF1), (TF3,TF2,TF0,TF0,TF1), (TF4,TF3,TF0,TF0,TF1), (TF5,TF4,TF1,TF0,TF1), (TF0,TF0,TF0,TF1,TF1), (TF1,TF0,TF0,TF1,TF1), (TF2,TF1,TF0,TF1,TF1), (TF3,TF2,TF0,TF1,TF1), (TF4,TF3,TF0,TF1,TF1), (TF5,TF4,TF1,TF1,TF1), (TF0,TF0,TF0,TF2,TF1), (TF1,TF0,TF0,TF2,TF1), (TF2,TF1,TF0,TF2,TF1), (TF3,TF2,TF0,TF2,TF1), (TF4,TF3,TF0,TF2,TF1), (TF5,TF4,TF1,TF2,TF1), (TF0,TF0,TF0,TF4,TF1), (TF1,TF0,TF0,TF4,TF1), (TF2,TF1,TF0,TF4,TF1), (TF3,TF2,TF0,TF4,TF1), (TF4,TF3,TF0,TF4,TF1), (TF5,TF4,TF1,TF4,TF1)

6.10.2.4.1.38i.1.2 Physical channel parameters

DPCH Uplink	Min spreading factor	16
	Max number of DPDCH data bits/radio frame	2 400
	Puncturing Limit	0.76

6.10.2.4.1.38i.2 Downlink

6.10.2.4.1.38i.2.1 Transport channel parameters

6.10.2.4.1.38i.2.1.1 Transport channel parameters for Conversational / speech / DL: (12.2 7.95 5.9 4.75) kbps / CS RAB

See clause 6.10.2.4.1.4a.2.1.1.

6.10.2.4.1.38i.2.1.2 Transport channel parameters for Interactive or background / DL:64 kbps / PS RAB

See clause 6.10.2.4.1.25.2.1.1.

6.10.2.4.1.38i.2.1.3 Transport channel parameters for DL:3.4 kbps SRBs for DCCH

See clause 6.10.2.4.1.2.2.1.1

6.10.2.4.1.38i.2.1.4 TFCS

TFCS size	60
TFCS	(RAB subflow#1, RAB subflow#2, RAB subflow#3, 64 kbps RAB, DCCH)= (TF0,TF0,TF0,TF0,TF0), (TF1,TF0,TF0,TF0,TF0), (TF2,TF1,TF0,TF0,TF0), (TF3,TF2,TF0,TF0,TF0), (TF4,TF3,TF0,TF0,TF0), (TF5,TF4,TF1,TF0,TF0), (TF0,TF0,TF0,TF1,TF0), (TF1,TF0,TF0,TF1,TF0), (TF2,TF1,TF0,TF1,TF0), (TF3,TF2,TF0,TF1,TF0), (TF4,TF3,TF0,TF1,TF0), (TF5,TF4,TF1,TF1,TF0), (TF0,TF0,TF0,TF2,TF0), (TF1,TF0,TF0,TF2,TF0), (TF2,TF1,TF0,TF2,TF0), (TF3,TF2,TF0,TF2,TF0), (TF4,TF3,TF0,TF2,TF0), (TF5,TF4,TF1,TF2,TF0), (TF0,TF0,TF0,TF3,TF0), (TF1,TF0,TF0,TF3,TF0), (TF2,TF1,TF0,TF3,TF0), (TF3,TF2,TF0,TF3,TF0), (TF4,TF3,TF0,TF3,TF0), (TF5,TF4,TF1,TF3,TF0), (TF0,TF0,TF0,TF4,TF0), (TF1,TF0,TF0,TF4,TF0), (TF2,TF1,TF0,TF4,TF0), (TF3,TF2,TF0,TF4,TF0), (TF4,TF3,TF0,TF4,TF0), (TF5,TF4,TF1,TF4,TF0), (TF0,TF0,TF0,TF0,TF1), (TF1,TF0,TF0,TF0,TF1), (TF2,TF1,TF0,TF0,TF1), (TF3,TF2,TF0,TF0,TF1), (TF4,TF3,TF0,TF0,TF1), (TF5,TF4,TF1,TF0,TF1), (TF0,TF0,TF0,TF1,TF1), (TF1,TF0,TF0,TF1,TF1), (TF2,TF1,TF0,TF1,TF1), (TF3,TF2,TF0,TF1,TF1), (TF4,TF3,TF0,TF1,TF1), (TF5,TF4,TF1,TF1,TF1), (TF0,TF0,TF0,TF2,TF1), (TF1,TF0,TF0,TF2,TF1), (TF2,TF1,TF0,TF2,TF1), (TF3,TF2,TF0,TF2,TF1), (TF4,TF3,TF0,TF2,TF1), (TF5,TF4,TF1,TF2,TF1), (TF0,TF0,TF0,TF3,TF1), (TF1,TF0,TF0,TF3,TF1), (TF2,TF1,TF0,TF3,TF1), (TF3,TF2,TF0,TF3,TF1), (TF4,TF3,TF0,TF3,TF1), (TF5,TF4,TF1,TF3,TF1), (TF0,TF0,TF0,TF4,TF1), (TF1,TF0,TF0,TF4,TF1), (TF2,TF1,TF0,TF4,TF1), (TF3,TF2,TF0,TF4,TF1), (TF4,TF3,TF0,TF4,TF1), (TF5,TF4,TF1,TF4,TF1)

6.10.2.4.1.38i.2.2 Physical channel parameters

DPCH Downlink	DTX position		Flexible
	Spreading factor		32
	DPCCH	Number of TFCl bits/slot	8
		Number of TPC bits/slot	4
		Number of Pilot bits/slot	8
	DPDCH	Number of data bits/slot	140
		Number of data bits/frame	2 100

6.10.2.4.1.38j Conversational / speech / (12.2 7.95 5.9 4.75) kbps / CS RAB + Interactive or background / UL:64 DL:128 kbps / PS RAB + UL:3.4 DL:3.4 kbps SRBs for DCCH

6.10.2.4.1.38j.1 Uplink

6.10.2.4.1.38j.1.1 Transport channel parameters

See clause 6.10.2.4.1.38i.1.1

6.10.2.4.1.38j.2 Downlink

6.10.2.4.1.38j.2.1 Transport channel parameters

6.10.2.4.1.38j.2.1.1 Transport channel parameters for Conversational / speech / DL: (12.2 7.95 5.9 4.75) kbps / CS RAB

See clause 6.10.2.4.1.4a.2.1.1.

6.10.2.4.1.38j.2.1.2 Transport channel parameters for Interactive or background / DL:128 kbps / PS RAB

See clause 6.10.2.4.1.27.2.1.1.

6.10.2.4.1.38j.2.1.3 Transport channel parameters for DL:3.4 kbps SRBs for DCCH

See clause 6.10.2.4.1.2.2.1.1

6.10.2.4.1.38j.2.1.4 TFCS

TFCS size	60
TFCS	(RAB subflow#1, RAB subflow#2, RAB subflow#3, 128 kbps RAB, DCCH)= (TF0,TF0,TF0,TF0,TF0), (TF1,TF0,TF0,TF0,TF0), (TF2,TF1,TF0,TF0,TF0),

(TF3,TF2,TF0,TF0,TF0), (TF4,TF3,TF0,TF0,TF0), (TF5,TF4,TF1,TF0,TF0), (TF0,TF0,TF0,TF1,TF0), (TF1,TF0,TF0,TF1,TF0), (TF2,TF1,TF0,TF1,TF0), (TF3,TF2,TF0,TF1,TF0), (TF4,TF3,TF0,TF1,TF0), (TF5,TF4,TF1,TF1,TF0), (TF0,TF0,TF0,TF2,TF0), (TF1,TF0,TF0,TF2,TF0), (TF2,TF1,TF0,TF2,TF0), (TF3,TF2,TF0,TF2,TF0), (TF4,TF3,TF0,TF2,TF0), (TF5,TF4,TF1,TF2,TF0), (TF0,TF0,TF0,TF3,TF0), (TF1,TF0,TF0,TF3,TF0), (TF2,TF1,TF0,TF3,TF0), (TF3,TF2,TF0,TF3,TF0), (TF4,TF3,TF0,TF3,TF0), (TF5,TF4,TF1,TF3,TF0), (TF0,TF0,TF0,TF4,TF0), (TF1,TF0,TF0,TF4,TF0), (TF2,TF1,TF0,TF4,TF0), (TF3,TF2,TF0,TF4,TF0), (TF4,TF3,TF0,TF4,TF0), (TF5,TF4,TF1,TF4,TF0), (TF0,TF0,TF0,TF0,TF1), (TF1,TF0,TF0,TF0,TF1), (TF2,TF1,TF0,TF0,TF1), (TF3,TF2,TF0,TF0,TF1), (TF4,TF3,TF0,TF0,TF1), (TF5,TF4,TF1,TF0,TF1), (TF0,TF0,TF0,TF1,TF1), (TF1,TF0,TF0,TF1,TF1), (TF2,TF1,TF0,TF1,TF1), (TF3,TF2,TF0,TF1,TF1), (TF4,TF3,TF0,TF1,TF1), (TF5,TF4,TF1,TF1,TF1), (TF0,TF0,TF0,TF2,TF1), (TF1,TF0,TF0,TF2,TF1), (TF2,TF1,TF0,TF2,TF1), (TF3,TF2,TF0,TF2,TF1), (TF4,TF3,TF0,TF2,TF1), (TF5,TF4,TF1,TF2,TF1), (TF0,TF0,TF0,TF3,TF1), (TF1,TF0,TF0,TF3,TF1), (TF2,TF1,TF0,TF3,TF1), (TF3,TF2,TF0,TF3,TF1), (TF4,TF3,TF0,TF3,TF1), (TF5,TF4,TF1,TF3,TF1), (TF0,TF0,TF0,TF4,TF1), (TF1,TF0,TF0,TF4,TF1), (TF2,TF1,TF0,TF4,TF1), (TF3,TF2,TF0,TF4,TF1), (TF4,TF3,TF0,TF4,TF1), (TF5,TF4,TF1,TF4,TF1)

6.10.2.4.1.38j.2.2 Physical channel parameters

DPCH Downlink	DTX position		Flexible
	Spreading factor		16
	DPCCH	Number of TFCl bits/slot	8
		Number of TPC bits/slot	8
		Number of Pilot bits/slot	16
	DPDCH	Number of data bits/slot	288
Number of data bits/frame		4 320	

6.10.2.4.1.38k Conversational / speech / UL:12.2 DL:12.2 kbps / CS RAB + Interactive or background / UL:32 DL:32 kbps / PS RAB + Interactive or background / UL:32 DL:32 kbps / PS RAB + UL:3.4 DL:3.4 kbps SRBs for DCCH (L1 multiplexing)

6.10.2.4.1.38k.1 Uplink

6.10.2.4.1.38k.1.1 Transport channel parameters

6.10.2.4.1.38k.1.1.1 Transport channel parameters for Conversational / speech / UL:12.2 kbps / CS RAB

See clause 6.10.2.4.1.4.1.1.1.

6.10.2.4.1.38k.1.1.2 Transport channel parameters for Interactive or background / UL:32 kbps / PS RAB

See clause 6.10.2.4.1.23.1.1.1.

6.10.2.4.1.38k.1.1.3 Transport channel parameters for Interactive or background / UL:32 kbps / PS RAB

See clause 6.10.2.4.1.23.1.1.1.

6.10.2.4.1.38k.1.1.4 Transport channel parameters for UL:3.4 kbps SRBs for DCCH

See clause 6.10.2.4.1.2.1.1.1.

6.10.2.4.1.38k.1.1.5 TFCS

TFCS size	54 (alt. 24)
TFCS	(RAB subflow#1, RAB subflow#2, RAB subflow#3, 32kbps RAB, 32kbps RAB, DCCH)= (TF0, TF0, TF0, TF0, TF0, TF0), (TF1, TF0, TF0, TF0, TF0, TF0), (TF2, TF1, TF1, TF0, TF0, TF0), (TF0, TF0, TF0, TF1, TF0, TF0), (TF1, TF0, TF0, TF1, TF0, TF0), (TF2, TF1, TF1, TF1, TF0, TF0), (TF0, TF0, TF0, TF2, TF0, TF0), (TF1, TF0, TF0, TF2, TF0, TF0), (TF2, TF1, TF1, TF2, TF0, TF0), (TF0, TF0, TF0, TF0, TF1, TF0), (TF1, TF0, TF0, TF0, TF1, TF0), (TF2, TF1, TF1, TF0, TF1, TF0), (TF0, TF0, TF0, TF1, TF1, TF0), (TF1, TF0, TF0, TF1, TF1, TF0), (TF2, TF1, TF1, TF1, TF1, TF0), (TF0, TF0, TF0, TF2, TF1, TF0),

	(TF1, TF0, TF0, TF2, TF1, TF0), (TF2, TF1, TF1, TF2, TF1, TF0), (TF0, TF0, TF0, TF0, TF2, TF0), (TF1, TF0, TF0, TF0, TF2, TF0), (TF2, TF1, TF1, TF0, TF2, TF0), (TF0, TF0, TF0, TF1, TF2, TF0), (TF1, TF0, TF0, TF1, TF2, TF0), (TF2, TF1, TF1, TF1, TF2, TF0), (TF0, TF0, TF0, TF2, TF2, TF0), (TF1, TF0, TF0, TF2, TF2, TF0), (TF2, TF1, TF1, TF2, TF2, TF0), (TF0, TF0, TF0, TF0, TF0, TF1), (TF1, TF0, TF0, TF0, TF0, TF1), (TF2, TF1, TF1, TF0, TF0, TF1), (TF0, TF0, TF0, TF1, TF0, TF1), (TF1, TF0, TF0, TF1, TF0, TF1), (TF2, TF1, TF1, TF1, TF0, TF1), (TF0, TF0, TF0, TF2, TF0, TF1), (TF1, TF0, TF0, TF2, TF0, TF1), (TF2, TF1, TF1, TF2, TF0, TF1), (TF0, TF0, TF0, TF0, TF1, TF1), (TF1, TF0, TF0, TF0, TF1, TF1), (TF2, TF1, TF1, TF0, TF1, TF1), (TF0, TF0, TF0, TF1, TF1, TF1), (TF1, TF0, TF0, TF1, TF1, TF1), (TF2, TF1, TF1, TF1, TF1, TF1), (TF0, TF0, TF0, TF2, TF1, TF1), (TF1, TF0, TF0, TF2, TF1, TF1), (TF2, TF1, TF1, TF2, TF1, TF1), (TF0, TF0, TF0, TF0, TF2, TF1), (TF1, TF0, TF0, TF0, TF2, TF1), (TF2, TF1, TF1, TF0, TF2, TF1), (TF0, TF0, TF0, TF1, TF2, TF1), (TF1, TF0, TF0, TF1, TF2, TF1), (TF2, TF1, TF1, TF1, TF2, TF1), (TF0, TF0, TF0, TF2, TF2, TF1), (TF1, TF0, TF0, TF2, TF2, TF1), (TF2, TF1, TF1, TF2, TF2, TF1) (alt. (TF0, TF0, TF0, TF0, TF0, TF0), (TF1, TF0, TF0, TF0, TF0, TF0), (TF2, TF1, TF1, TF0, TF0, TF0), (TF0, TF0, TF0, TF1, TF0, TF0), (TF1, TF0, TF0, TF1, TF0, TF0), (TF2, TF1, TF1, TF1, TF0, TF0), (TF0, TF0, TF0, TF0, TF1, TF0), (TF1, TF0, TF0, TF0, TF1, TF0), (TF2, TF1, TF1, TF0, TF1, TF0), (TF0, TF0, TF0, TF1, TF1, TF0), (TF1, TF0, TF0, TF1, TF1, TF0), (TF2, TF1, TF1, TF1, TF1, TF0), (TF0, TF0, TF0, TF0, TF0, TF1), (TF1, TF0, TF0, TF0, TF0, TF1), (TF2, TF1, TF1, TF0, TF0, TF1), (TF0, TF0, TF0, TF1, TF0, TF1), (TF1, TF0, TF0, TF1, TF0, TF1), (TF2, TF1, TF1, TF1, TF0, TF1), (TF0, TF0, TF0, TF0, TF1, TF1), (TF1, TF0, TF0, TF0, TF1, TF1), (TF2, TF1, TF1, TF0, TF1, TF1), (TF0, TF0, TF0, TF1, TF1, TF1), (TF1, TF0, TF0, TF1, TF1, TF1), (TF2, TF1, TF1, TF1, TF1, TF1))
--	--

6.10.2.4.1.38k.1.2 Physical channel parameters

DPCH Uplink	Min spreading factor	16
	Max number of DPDCH data bits/radio frame	2 400
	Puncturing Limit	0.8

6.10.2.4.1.38k.2 Downlink

6.10.2.4.1.38k.2.1 Transport channel parameters

6.10.2.4.1.38k.2.1.1 Transport channel parameters for Conversational / speech / DL:12.2 kbps / CS RAB

See clause 6.10.2.4.1.4.2.1.1.

6.10.2.4.1.38k.2.1.2 Transport channel parameters for Interactive or background / DL:32 kbps / PS RAB

See clause 6.10.2.4.1.23d.2.1.1.

6.10.2.4.1.38k.2.1.3 Transport channel parameters for Interactive or background / DL:32 kbps / PS RAB

See clause 6.10.2.4.1.23d.2.1.1.

6.10.2.4.1.38k.2.1.4 Transport channel parameters for DL:3.4 kbps SRBs for DCCH

See clause 6.10.2.4.1.2.2.1.

6.10.2.4.1.38k.2.1.5 TFCS

TFCS size	54
TFCS	(RAB subflow#1, RAB subflow#2, RAB subflow#3, 32kbps RAB, 32kbps RAB, DCCH)= (TF0, TF0, TF0, TF0, TF0, TF0), (TF1, TF0, TF0, TF0, TF0, TF0), (TF2, TF1, TF1, TF0, TF0, TF0), (TF0, TF0, TF0, TF1, TF0, TF0), (TF1, TF0, TF0, TF1, TF0, TF0), (TF2, TF1, TF1, TF1, TF0, TF0), (TF0, TF0, TF0, TF2, TF0, TF0), (TF1, TF0, TF0, TF2, TF0, TF0),

	(TF2, TF1, TF1, TF2, TF0, TF0), (TF0, TF0, TF0, TF0, TF1, TF0), (TF1, TF0, TF0, TF0, TF1, TF0), (TF2, TF1, TF1, TF0, TF1, TF0), (TF0, TF0, TF0, TF1, TF1, TF0), (TF1, TF0, TF0, TF1, TF1, TF0), (TF2, TF1, TF1, TF1, TF1, TF0), (TF0, TF0, TF0, TF2, TF1, TF0), (TF1, TF0, TF0, TF2, TF1, TF0), (TF2, TF1, TF1, TF2, TF1, TF0), (TF0, TF0, TF0, TF0, TF2, TF0), (TF1, TF0, TF0, TF0, TF2, TF0), (TF2, TF1, TF1, TF0, TF2, TF0), (TF0, TF0, TF0, TF1, TF2, TF0), (TF1, TF0, TF0, TF1, TF2, TF0), (TF2, TF1, TF1, TF1, TF2, TF0), (TF0, TF0, TF0, TF2, TF2, TF0), (TF1, TF0, TF0, TF2, TF2, TF0), (TF2, TF1, TF1, TF2, TF2, TF0), (TF0, TF0, TF0, TF0, TF0, TF1), (TF1, TF0, TF0, TF0, TF0, TF1), (TF2, TF1, TF1, TF0, TF0, TF1), (TF0, TF0, TF0, TF1, TF0, TF1), (TF1, TF0, TF0, TF1, TF0, TF1), (TF2, TF1, TF1, TF1, TF0, TF1), (TF0, TF0, TF0, TF2, TF0, TF1), (TF1, TF0, TF0, TF2, TF0, TF1), (TF2, TF1, TF1, TF2, TF0, TF1), (TF0, TF0, TF0, TF0, TF1, TF1), (TF1, TF0, TF0, TF0, TF1, TF1), (TF2, TF1, TF1, TF0, TF1, TF1), (TF0, TF0, TF0, TF1, TF1, TF1), (TF1, TF0, TF0, TF1, TF1, TF1), (TF2, TF1, TF1, TF1, TF1, TF1), (TF0, TF0, TF0, TF2, TF1, TF1), (TF1, TF0, TF0, TF2, TF1, TF1), (TF2, TF1, TF1, TF2, TF1, TF1), (TF0, TF0, TF0, TF0, TF2, TF1), (TF1, TF0, TF0, TF2, TF2, TF1), (TF2, TF1, TF1, TF2, TF1)
--	--

6.10.2.4.1.38k.2.2 Physical channel parameters

DPCH Downlink	DTX position		Flexible
	Spreading factor		32
	DPCCH	Number of TFCl bits/slot	8
		Number of TPC bits/slot	4
		Number of Pilot bits/slot	8
	DPDCH	Number of data bits/slot	140
		Number of data bits/frame	2 100

6.10.2.4.1.39 Conversational / speech / UL:12.2 DL:12.2 kbps / CS RAB + Interactive or background / UL:32 DL:64 kbps / PS RAB+ UL:3.4 DL: 3.4 kbps SRBs for DCCH

6.10.2.4.1.39.1 Uplink

See clause 6.10.2.4.1.38.1.

6.10.2.4.1.39.2 Downlink

6.10.2.4.1.39.2.1 Transport channel parameters

6.10.2.4.1.39.2.1.1 Transport channel parameters for Conversational / speech / DL:12.2 kbps / CS RAB

See clause 6.10.2.4.1.4.2.1.1.

6.10.2.4.1.39.2.1.2 Transport channel parameters for Interactive or background / DL:64 kbps / PS RAB

See clause 6.10.2.4.1.25.2.1.1.

6.10.2.4.1.39.2.1.3 Transport channel parameters for DL:3.4 kbps SRBs for DCCH

See clause 6.10.2.4.1.2.2.1.1.

6.10.2.4.1.39.2.1.4 TFCS

TFCS size	30
TFCS	(RAB subflow#1, RAB subflow#2, RAB subflow#3, 64 kbps RAB , DCCH)= (TF0, TF0, TF0, TF0, TF0), (TF1, TF0, TF0, TF0, TF0), (TF2, TF1, TF1, TF0, TF0), (TF0, TF0, TF0, TF1, TF0), (TF1, TF0, TF0, TF1, TF0), (TF2, TF1, TF1, TF1, TF0), (TF0, TF0, TF0, TF2, TF0), (TF1, TF0, TF0, TF2, TF0), (TF2, TF1, TF1, TF2, TF0), (TF0, TF0, TF0, TF3, TF0), (TF1, TF0, TF0, TF3, TF0), (TF2, TF1, TF1, TF3, TF0), (TF0, TF0, TF0, TF4, TF0), (TF1, TF0, TF0, TF4, TF0), (TF2, TF1, TF1, TF4, TF0),

	(TF0, TF0, TF0, TF0, TF1), (TF1, TF0, TF0, TF0, TF1), (TF2, TF1, TF1, TF0, TF1), (TF0, TF0, TF0, TF1, TF1), (TF1, TF0, TF0, TF1, TF1), (TF2, TF1, TF1, TF1, TF1), (TF0, TF0, TF0, TF2, TF1), (TF1, TF0, TF0, TF2, TF1), (TF2, TF1, TF1, TF2, TF1), (TF0, TF0, TF0, TF3, TF1), (TF1, TF0, TF0, TF3, TF1), (TF2, TF1, TF1, TF3, TF1), (TF0, TF0, TF0, TF4, TF1), (TF1, TF0, TF0, TF4, TF1), (TF2, TF1, TF1, TF4, TF1)
--	---

6.10.2.4.1.39.2.2 Physical channel parameters

DPCH Downlink	DTX position		Flexible
	Spreading factor		32
	DPCCH	Number of TFCI bits/slot	8
		Number of TPC bits/slot	4
		Number of Pilot bits/slot	8
	DPDCH	Number of data bits/slot	140
Number of data bits/frame		2 100	

6.10.2.4.1.40 Conversational / speech / UL:12.2 DL:12.2 kbps / CS RAB + Interactive or background / UL:64 DL:64 kbps / PS RAB+ UL:3.4 DL: 3.4 kbps SRBs for DCCH

6.10.2.4.1.40.1 Uplink

6.10.2.4.1.40.1.1 Transport channel parameters

6.10.2.4.1.40.1.1.1 Transport channel parameters for Conversational / speech / UL:12.2 kbps / CS RAB

See clause 6.10.2.4.1.4.1.1.1.

6.10.2.4.1.40.1.1.2 Transport channel parameters for Interactive or background / UL:64 kbps / PS RAB

See clause 6.10.2.4.1.26.1.1.1.

6.10.2.4.1.40.1.1.3 Transport channel parameters for UL:3.4 kbps SRBs for DCCH

See clause 6.10.2.4.1.2.1.1.1.

6.10.2.4.1.40.1.1.4 TFCS

TFCS size	30
TFCS	(RAB subflow#1, RAB subflow#2, RAB subflow#3, 64 kbps RAB , DCCH)= (TF0, TF0, TF0, TF0, TF0), (TF1, TF0, TF0, TF0, TF0), (TF2, TF1, TF1, TF0, TF0), (TF0, TF0, TF0, TF1, TF0), (TF1, TF0, TF0, TF1, TF0), (TF2, TF1, TF1, TF1, TF0), (TF0, TF0, TF0, TF2, TF0), (TF1, TF0, TF0, TF2, TF0), (TF2, TF1, TF1, TF2, TF0), (TF0, TF0, TF0, TF3, TF0), (TF1, TF0, TF0, TF3, TF0), (TF2, TF1, TF1, TF3, TF0), (TF0, TF0, TF0, TF4, TF0), (TF1, TF0, TF0, TF4, TF0), (TF2, TF1, TF1, TF4, TF0), (TF0, TF0, TF0, TF0, TF1), (TF1, TF0, TF0, TF0, TF1), (TF2, TF1, TF1, TF0, TF1), (TF0, TF0, TF0, TF1, TF1), (TF1, TF0, TF0, TF1, TF1), (TF2, TF1, TF1, TF1, TF1), (TF0, TF0, TF0, TF2, TF1), (TF1, TF0, TF0, TF2, TF1), (TF2, TF1, TF1, TF2, TF1), (TF0, TF0, TF0, TF3, TF1), (TF1, TF0, TF0, TF3, TF1), (TF2, TF1, TF1, TF3, TF1), (TF0, TF0, TF0, TF4, TF1), (TF1, TF0, TF0, TF4, TF1), (TF2, TF1, TF1, TF4, TF1)

6.10.2.4.1.40.1.2 Physical channel parameters

DPCH Uplink	Min spreading factor	16
	Max number of DPDCH data bits/radio frame	2 400
	Puncturing Limit	0.76

6.10.2.4.1.40.2 Downlink

See clause 6.10.2.4.1.39.2.

6.10.2.4.1.41 Conversational / speech / UL:12.2 DL:12.2 kbps / CS RAB + Interactive or background / UL:64 DL:128 kbps / PS RAB + UL:3.4 DL:3.4 kbps SRBs for DCCH

6.10.2.4.1.41.1 Uplink

See clause 6.10.2.4.1.40.1.

6.10.2.4.1.41.2 Downlink

6.10.2.4.1.41.2.1 Transport channel parameters

6.10.2.4.1.41.2.1.1 Transport channel parameters for Conversational / speech / DL:12.2 kbps / CS RAB

See clause 6.10.2.4.1.4.2.1.1.

6.10.2.4.1.41.2.1.2 Transport channel parameters for Interactive or background / DL:128 kbps / PS RAB

See clause 6.10.2.4.1.27.2.1.1.

6.10.2.4.1.41.2.1.3 Transport channel parameters for DL:3.4 kbps SRBs for DCCH

See clause 6.10.2.4.1.2.2.1.1.

6.10.2.4.1.41.2.1.4 TFCS

TFCS size	30
TFCS	(RAB subflow#1, RAB subflow#2, RAB subflow#3, 128 kbps RAB , DCCH)= (TF0, TF0, TF0, TF0, TF0), (TF1, TF0, TF0, TF0, TF0), (TF2, TF1, TF1, TF0, TF0), (TF0, TF0, TF0, TF1, TF0), (TF1, TF0, TF0, TF1, TF0), (TF2, TF1, TF1, TF1, TF0), (TF0, TF0, TF0, TF2, TF0), (TF1, TF0, TF0, TF2, TF0), (TF2, TF1, TF1, TF2, TF0), (TF0, TF0, TF0, TF3, TF0), (TF1, TF0, TF0, TF3, TF0), (TF2, TF1, TF1, TF3, TF0), (TF0, TF0, TF0, TF4, TF0), (TF1, TF0, TF0, TF4, TF0), (TF2, TF1, TF1, TF4, TF0), (TF0, TF0, TF0, TF0, TF1), (TF1, TF0, TF0, TF0, TF1), (TF2, TF1, TF1, TF0, TF1), (TF0, TF0, TF0, TF1, TF1), (TF1, TF0, TF0, TF1, TF1), (TF2, TF1, TF1, TF1, TF1), (TF0, TF0, TF0, TF2, TF1), (TF1, TF0, TF0, TF2, TF1), (TF2, TF1, TF1, TF2, TF1), (TF0, TF0, TF0, TF3, TF1), (TF1, TF0, TF0, TF3, TF1), (TF2, TF1, TF1, TF3, TF1), (TF0, TF0, TF0, TF4, TF1), (TF1, TF0, TF0, TF4, TF1), (TF2, TF1, TF1, TF4, TF1)

6.10.2.4.1.41.2.2 Physical channel parameters

DPCH Downlink	DTX position		Flexible
	Spreading factor		16
	DPCCH	Number of TFCI bits/slot	8
		Number of TPC bits/slot	8
		Number of Pilot bits/slot	16
	DPDCH	Number of data bits/slot	288
Number of data bits/frame		4 320	

6.10.2.4.1.42 Conversational / speech / UL:12.2 DL:12.2 kbps / CS RAB + Interactive or background / UL:64 DL:256 kbps / PS RAB + UL:3.4 DL:3.4 kbps SRBs for DCCH

6.10.2.4.1.42.1 Uplink

See clause 6.10.2.4.1.40.1.

6.10.2.4.1.42.2 Downlink

6.10.2.4.1.42.2.1 Transport channel parameters

6.10.2.4.1.42.2.1.1 Transport channel parameters for Conversational / speech / DL:12.2 kbps / CS RAB

See clause 6.10.2.4.1.4.2.1.1.

6.10.2.4.1.42.2.1.2 Transport channel parameters for Interactive or background / DL:256 kbps / PS RAB

See clause 6.10.2.4.1.31.2.1.1.

6.10.2.4.1.42.2.1.3 Transport channel parameters for DL:3.4 kbps SRBs for DCCH

See clause 6.10.2.4.1.2.2.1.1.

6.10.2.4.1.42.2.1.4 TFCS

TFCS size	30 (alt. 42)
TFCS	(RAB subflow#1, RAB subflow#2, RAB subflow#3, 256 kbps RAB , DCCH)= (TF0, TF0, TF0, TF0, TF0), (TF1, TF0, TF0, TF0, TF0), (TF2, TF1, TF1, TF0, TF0), (TF0, TF0, TF0, TF1, TF0), (TF1, TF0, TF0, TF1, TF0), (TF2, TF1, TF1, TF1, TF0), (TF0, TF0, TF0, TF2, TF0), (TF1, TF0, TF0, TF2, TF0), (TF2, TF1, TF1, TF2, TF0), (TF0, TF0, TF0, TF3, TF0), (TF1, TF0, TF0, TF3, TF0), (TF2, TF1, TF1, TF3, TF0), (TF0, TF0, TF0, TF4, TF0), (TF1, TF0, TF0, TF4, TF0), (TF2, TF1, TF1, TF4, TF0), (TF0, TF0, TF0, TF0, TF1), (TF1, TF0, TF0, TF0, TF1), (TF2, TF1, TF1, TF0, TF1), (TF0, TF0, TF0, TF1, TF1), (TF1, TF0, TF0, TF1, TF1), (TF2, TF1, TF1, TF1, TF1), (TF0, TF0, TF0, TF2, TF1), (TF1, TF0, TF0, TF2, TF1), (TF2, TF1, TF1, TF2, TF1), (TF0, TF0, TF0, TF3, TF1), (TF1, TF0, TF0, TF3, TF1), (TF2, TF1, TF1, TF3, TF1), (TF0, TF0, TF0, TF4, TF1), (TF1, TF0, TF0, TF4, TF1), (TF2, TF1, TF1, TF4, TF1) (alt. (TF0, TF0, TF0, TF0, TF0), (TF1, TF0, TF0, TF0, TF0), (TF2, TF1, TF1, TF0, TF0), (TF0, TF0, TF0, TF1, TF0), (TF1, TF0, TF0, TF1, TF0), (TF2, TF1, TF1, TF1, TF0), (TF0, TF0, TF0, TF2, TF0), (TF1, TF0, TF0, TF2, TF0), (TF2, TF1, TF1, TF2, TF0), (TF0, TF0, TF0, TF3, TF0), (TF1, TF0, TF0, TF3, TF0), (TF2, TF1, TF1, TF3, TF0), (TF0, TF0, TF0, TF4, TF0), (TF1, TF0, TF0, TF4, TF0), (TF2, TF1, TF1, TF4, TF0), (TF0, TF0, TF0, TF5, TF0), (TF1, TF0, TF0, TF5, TF0), (TF2, TF1, TF1, TF5, TF0), (TF0, TF0, TF0, TF6, TF0), (TF1, TF0, TF0, TF6, TF0), (TF2, TF1, TF1, TF6, TF0), (TF0, TF0, TF0, TF0, TF1), (TF1, TF0, TF0, TF0, TF1), (TF2, TF1, TF1, TF0, TF1), (TF0, TF0, TF0, TF1, TF1), (TF1, TF0, TF0, TF1, TF1), (TF2, TF1, TF1, TF1, TF1), (TF0, TF0, TF0, TF2, TF1), (TF1, TF0, TF0, TF2, TF1), (TF2, TF1, TF1, TF2, TF1), (TF0, TF0, TF0, TF3, TF1), (TF1, TF0, TF0, TF3, TF1), (TF2, TF1, TF1, TF3, TF1), (TF0, TF0, TF0, TF4, TF1), (TF1, TF0, TF0, TF4, TF1), (TF2, TF1, TF1, TF4, TF1), (TF0, TF0, TF0, TF5, TF1), (TF1, TF0, TF0, TF5, TF1), (TF2, TF1, TF1, TF5, TF1), (TF0, TF0, TF0, TF6, TF1), (TF1, TF0, TF0, TF6, TF1), (TF2, TF1, TF1, TF6, TF1))

6.10.2.4.1.42.2.2 Physical channel parameters

DPCH Downlink	DTX position		Flexible
	Spreading factor		8
	Number of DPDCH		1
	DPCCH	Number of TFCI bits/slot	8
		Number of TPC bits/slot	8
		Number of Pilot bits/slot	16
	DPDCH	Number of data bits/slot	608
		Number of data bits/frame	9 120

6.10.2.4.1.43 Conversational / speech / UL:12.2 DL:12.2 kbps / CS RAB + Interactive or background / UL:64 DL:384 kbps / PS RAB + UL:3.4 DL:3.4 kbps SRBs for DCCH

6.10.2.4.1.43.1 Uplink

See clause 6.10.2.4.1.40.1.

6.10.2.4.1.43.2 Downlink

6.10.2.4.1.43.2.1 Transport channel parameters

6.10.2.4.1.43.2.1.1 Transport channel parameters for Conversational / speech / DL:12.2 kbps / CS RAB

See clause 6.10.2.4.1.4.2.1.1.

6.10.2.4.1.43.2.1.2 Transport channel parameters for Interactive or background / DL:384 kbps / PS RAB

See clause 6.10.2.4.1.32.2.1.1.

6.10.2.4.1.43.2.1.3 Transport channel parameters for DL:3.4 kbps SRBs for DCCH

See clause 6.10.2.4.1.2.2.1.1.

6.10.2.4.1.43.2.1.4 TFCS

TFCS size	36 (alt. 54)
-----------	--------------

TFCS	(RAB subflow#1, RAB subflow#2, RAB subflow#3, 384 kbps RAB , DCCH)= (TF0, TF0, TF0, TF0, TF0), (TF1, TF0, TF0, TF0, TF0), (TF2, TF1, TF1, TF0, TF0), (TF0, TF0, TF0, TF1, TF0), (TF1, TF0, TF0, TF1, TF0), (TF2, TF1, TF1, TF1, TF0), (TF0, TF0, TF0, TF2, TF0), (TF1, TF0, TF0, TF2, TF0), (TF2, TF1, TF1, TF2, TF0), (TF0, TF0, TF0, TF3, TF0), (TF1, TF0, TF0, TF3, TF0), (TF2, TF1, TF1, TF3, TF0), (TF0, TF0, TF0, TF4, TF0), (TF1, TF0, TF0, TF4, TF0), (TF2, TF1, TF1, TF4, TF0), (TF0, TF0, TF0, TF5, TF0), (TF1, TF0, TF0, TF5, TF0), (TF2, TF1, TF1, TF5, TF0), (TF0, TF0, TF0, TF0, TF1), (TF1, TF0, TF0, TF0, TF1), (TF2, TF1, TF1, TF0, TF1), (TF0, TF0, TF0, TF1, TF1), (TF1, TF0, TF0, TF1, TF1), (TF2, TF1, TF1, TF1, TF1), (TF0, TF0, TF0, TF2, TF1), (TF1, TF0, TF0, TF2, TF1), (TF2, TF1, TF1, TF2, TF1), (TF0, TF0, TF0, TF3, TF1), (TF1, TF0, TF0, TF3, TF1), (TF2, TF1, TF1, TF3, TF1), (TF0, TF0, TF0, TF4, TF1), (TF1, TF0, TF0, TF4, TF1), (TF2, TF1, TF1, TF4, TF1), (TF0, TF0, TF0, TF5, TF1), (TF1, TF0, TF0, TF5, TF1), (TF2, TF1, TF1, TF5, TF1), (alt. (TF0, TF0, TF0, TF0, TF0), (TF1, TF0, TF0, TF0, TF0), (TF2, TF1, TF1, TF0, TF0), (TF0, TF0, TF0, TF1, TF0), (TF1, TF0, TF0, TF1, TF0), (TF2, TF1, TF1, TF1, TF0), (TF0, TF0, TF0, TF2, TF0), (TF1, TF0, TF0, TF2, TF0), (TF2, TF1, TF1, TF2, TF0), (TF0, TF0, TF0, TF3, TF0), (TF1, TF0, TF0, TF3, TF0), (TF2, TF1, TF1, TF3, TF0), (TF0, TF0, TF0, TF4, TF0), (TF1, TF0, TF0, TF4, TF0), (TF2, TF1, TF1, TF4, TF0), (TF0, TF0, TF0, TF5, TF0), (TF1, TF0, TF0, TF5, TF0), (TF2, TF1, TF1, TF5, TF0), (TF0, TF0, TF0, TF6, TF0), (TF1, TF0, TF0, TF6, TF0), (TF2, TF1, TF1, TF6, TF0), (TF0, TF0, TF0, TF7, TF0), (TF1, TF0, TF0, TF7, TF0), (TF2, TF1, TF1, TF7, TF0), (TF0, TF0, TF0, TF8, TF0), (TF1, TF0, TF0, TF8, TF0), (TF2, TF1, TF1, TF8, TF0), (TF0, TF0, TF0, TF0, TF1), (TF1, TF0, TF0, TF0, TF1), (TF2, TF1, TF1, TF0, TF1), (TF0, TF0, TF0, TF1, TF1), (TF1, TF0, TF0, TF1, TF1), (TF2, TF1, TF1, TF1, TF1), (TF0, TF0, TF0, TF2, TF1), (TF1, TF0, TF0, TF2, TF1), (TF2, TF1, TF1, TF2, TF1), (TF0, TF0, TF0, TF3, TF1), (TF1, TF0, TF0, TF3, TF1), (TF2, TF1, TF1, TF3, TF1), (TF0, TF0, TF0, TF4, TF1), (TF1, TF0, TF0, TF4, TF1), (TF2, TF1, TF1, TF4, TF1), (TF0, TF0, TF0, TF5, TF1), (TF1, TF0, TF0, TF5, TF1), (TF2, TF1, TF1, TF5, TF1), (TF0, TF0, TF0, TF6, TF1), (TF1, TF0, TF0, TF6, TF1), (TF2, TF1, TF1, TF6, TF1), (TF0, TF0, TF0, TF7, TF1), (TF1, TF0, TF0, TF7, TF1), (TF2, TF1, TF1, TF7, TF1), (TF0, TF0, TF0, TF8, TF1), (TF1, TF0, TF0, TF8, TF1), (TF2, TF1, TF1, TF8, TF1))
------	---

6.10.2.4.1.43.2.2 Physical channel parameters

DPCH Downlink	DTX position		Flexible
	Spreading factor		8
	Number of DPDCH		1
	DPCCH	Number of TFCI bits/slot	8
		Number of TPC bits/slot	8
		Number of Pilot bits/slot	16
	DPDCH	Number of data bits/slot	608
		Number of data bits/frame	9 120

6.10.2.4.1.44 Conversational / speech / UL:12.2 DL:12.2 kbps / CS RAB + Interactive or background / UL:128 DL:2 048 kbps / PS RAB + UL:3.4 DL:3.4 kbps SRBs for DCCH

6.10.2.4.1.44.1 Uplink

6.10.2.4.1.44.1.1 Transport channel parameters

6.10.2.4.1.44.1.1.1 Transport channel parameters for Conversational / speech / UL:12.2 kbps / CS RAB

See clause 6.10.2.4.1.4.1.1.1.

6.10.2.4.1.44.1.1.2 Transport channel parameters for Interactive or background / UL:128 kbps / PS RAB

See clause 6.10.2.4.1.28.1.1.1.

6.10.2.4.1.44.1.1.3 Transport channel parameters for UL:3.4 kbps SRBs for DCCH

See clause 6.10.2.4.1.2.1.1.1.

6.10.2.4.1.44.1.1.4 TFCS

TFCS size	30
TFCS	(RAB subflow#1, RAB subflow#2, RAB subflow#3, 128 kbps RAB , DCCH)=

	(TF0, TF0, TF0, TF0, TF0), (TF1, TF0, TF0, TF0, TF0), (TF2, TF1, TF1, TF0, TF0), (TF0, TF0, TF0, TF1, TF0), (TF1, TF0, TF0, TF1, TF0), (TF2, TF1, TF1, TF1, TF0), (TF0, TF0, TF0, TF2, TF0), (TF1, TF0, TF0, TF2, TF0), (TF2, TF1, TF1, TF2, TF0), (TF0, TF0, TF0, TF3, TF0), (TF1, TF0, TF0, TF3, TF0), (TF2, TF1, TF1, TF3, TF0), (TF0, TF0, TF0, TF4, TF0), (TF1, TF0, TF0, TF4, TF0), (TF2, TF1, TF1, TF4, TF0), (TF0, TF0, TF0, TF0, TF1), (TF1, TF0, TF0, TF0, TF1), (TF2, TF1, TF1, TF0, TF1), (TF0, TF0, TF0, TF1, TF1), (TF1, TF0, TF0, TF1, TF1), (TF2, TF1, TF1, TF1, TF1), (TF0, TF0, TF0, TF2, TF1), (TF1, TF0, TF0, TF2, TF1), (TF2, TF1, TF1, TF2, TF1), (TF0, TF0, TF0, TF3, TF1), (TF1, TF0, TF0, TF3, TF1), (TF2, TF1, TF1, TF3, TF1), (TF0, TF0, TF0, TF4, TF1), (TF1, TF0, TF0, TF4, TF1), (TF2, TF1, TF1, TF4, TF1)
--	---

6.10.2.4.1.44.1.2 Physical channel parameters

DPCH Uplink	Min spreading factor	8
	Max number of DPDCH data bits/radio frame	4 800
	Puncturing Limit	0.92

6.10.2.4.1.44.2 Downlink

6.10.2.4.1.44.2.1 Transport channel parameters

6.10.2.4.1.44.2.1.1 Transport channel parameters for Conversational / speech / DL:12.2 kbps / CS RAB

See clause 6.10.2.4.1.4.2.1.1.

6.10.2.4.1.44.2.1.2 Transport channel parameters for Interactive or background / DL:2 048 kbps / PS RAB

See clause 6.10.2.4.1.35.2.1.1.

6.10.2.4.1.44.2.1.3 Transport channel parameters for DL:3.4 kbps SRBs for DCCH

See clause 6.10.2.4.1.2.2.1.1.

6.10.2.4.1.44.2.2 Physical channel parameters

DPCH Downlink	DTX position		Flexible
	Spreading factor		4
	Number of DPDCH		3
	DPCCH	Number of TFCl bits/slot	8
		Number of TPC bits/slot	8
		Number of Pilot bits/slot	16
	DPDCH	Number of data bits/slot	1 248
Number of data bits/frame		18 720	

6.10.2.4.1.45 Conversational / speech / UL:12.2 DL:12.2 kbps / CS RAB + Streaming / unknown / UL:57.6 DL:57.6 kbps / CS RAB + UL:3.4 DL:3.4 kbps SRBs for DCCH

6.10.2.4.1.45.1 Uplink

6.10.2.4.1.45.1.1 Transport channel parameters

6.10.2.4.1.45.1.1.1 Transport channel parameters for Conversational / speech / UL:12.2 kbps / CS RAB

See clause 6.10.2.4.1.4.1.1.1.

6.10.2.4.1.45.1.1.2 Transport channel parameters for Streaming / unknown / UL:57.6 kbps / CS RAB

See clause 6.10.2.4.1.17.1.1.1.

6.10.2.4.1.45.1.1.3 Transport channel parameters for UL:3.4 kbps SRBs for DCCH

See clause 6.10.2.4.1.2.1.1.1.

6.10.2.4.1.45.1.1.4 TFCS

TFCS size	30
TFCS	(RAB subflow#1, RAB subflow#2, RAB subflow#3, 57.6 kbps RAB , DCCH)= (TF0, TF0, TF0, TF0, TF0), (TF1, TF0, TF0, TF0, TF0), (TF2, TF1, TF1, TF0, TF0), (TF0, TF0, TF0, TF1, TF0), (TF1, TF0, TF0, TF1, TF0), (TF2, TF1, TF1, TF1, TF0), (TF0, TF0, TF0, TF2, TF0), (TF1, TF0, TF0, TF2, TF0), (TF2, TF1, TF1, TF2, TF0), (TF0, TF0, TF0, TF3, TF0), (TF1, TF0, TF0, TF3, TF0), (TF2, TF1, TF1, TF3, TF0), (TF0, TF0, TF0, TF4, TF0), (TF1, TF0, TF0, TF4, TF0), (TF2, TF1, TF1, TF4, TF0), (TF0, TF0, TF0, TF0, TF1), (TF1, TF0, TF0, TF0, TF1), (TF2, TF1, TF1, TF0, TF1), (TF0, TF0, TF0, TF1, TF1), (TF1, TF0, TF0, TF1, TF1), (TF2, TF1, TF1, TF1, TF1), (TF0, TF0, TF0, TF2, TF1), (TF1, TF0, TF0, TF2, TF1), (TF2, TF1, TF1, TF2, TF1), (TF0, TF0, TF0, TF3, TF1), (TF1, TF0, TF0, TF3, TF1), (TF2, TF1, TF1, TF3, TF1), (TF0, TF0, TF0, TF4, TF1), (TF1, TF0, TF0, TF4, TF1), (TF2, TF1, TF1, TF4, TF1)

6.10.2.4.1.45.1.2 Physical channel parameters

DPCH Uplink	Min spreading factor	16
	Max number of DPDCH data bits/radio frame	2 400
	Puncturing Limit	0.88

6.10.2.4.1.45.2 Downlink

6.10.2.4.1.45.2.1 Transport channel parameters

6.10.2.4.1.45.2.1.1 Transport channel parameters for Conversational / speech / DL:12.2 kbps / CS RAB

See clause 6.10.2.4.1.4.2.1.1.

6.10.2.4.1.45.2.1.2 Transport channel parameters for Streaming / unknown / DL:57.6 kbps / CS RAB

See clause 6.10.2.4.1.17.2.1.1.

6.10.2.4.1.45.2.1.3 Transport channel parameters for DL:3.4 kbps SRBs for DCCH

See clause 6.10.2.4.1.2.2.1.1.

6.10.2.4.1.45.2.1.4 TFCS

TFCS size	30
TFCS	(RAB subflow#1, RAB subflow#2, RAB subflow#3, 57.6 kbps RAB , DCCH)= (TF0, TF0, TF0, TF0, TF0), (TF1, TF0, TF0, TF0, TF0), (TF2, TF1, TF1, TF0, TF0), (TF0, TF0, TF0, TF1, TF0), (TF1, TF0, TF0, TF1, TF0), (TF2, TF1, TF1, TF1, TF0), (TF0, TF0, TF0, TF2, TF0), (TF1, TF0, TF0, TF2, TF0), (TF2, TF1, TF1, TF2, TF0), (TF0, TF0, TF0, TF3, TF0), (TF1, TF0, TF0, TF3, TF0), (TF2, TF1, TF1, TF3, TF0), (TF0, TF0, TF0, TF4, TF0), (TF1, TF0, TF0, TF4, TF0), (TF2, TF1, TF1, TF4, TF0), (TF0, TF0, TF0, TF0, TF1), (TF1, TF0, TF0, TF0, TF1), (TF2, TF1, TF1, TF0, TF1), (TF0, TF0, TF0, TF1, TF1), (TF1, TF0, TF0, TF1, TF1), (TF2, TF1, TF1, TF1, TF1), (TF0, TF0, TF0, TF2, TF1), (TF1, TF0, TF0, TF2, TF1), (TF2, TF1, TF1, TF2, TF1), (TF0, TF0, TF0, TF3, TF1), (TF1, TF0, TF0, TF3, TF1), (TF2, TF1, TF1, TF3, TF1), (TF0, TF0, TF0, TF4, TF1), (TF1, TF0, TF0, TF4, TF1), (TF2, TF1, TF1, TF4, TF1)

6.10.2.4.1.45.2.2 Physical channel parameters

DPCH Downlink	DTX position		Flexible
	Spreading factor		32
	DPCCH	Number of TFCl bits/slot	8
		Number of TPC bits/slot	4
		Number of Pilot bits/slot	8
	DPDCH	Number of data bits/slot	140
		Number of data bits/frame	2 100

6.10.2.4.1.46 Void

6.10.2.4.1.47 Void

6.10.2.4.1.48 Void

6.10.2.4.1.49 Conversational / speech / UL:12.2 DL:12.2 kbps / CS RAB + Conversational / unknown / UL:64 DL:64 kbps / CS RAB + UL:3.4 DL:3.4 kbps SRBs for DCCH

6.10.2.4.1.49.1 Uplink

6.10.2.4.1.49.1.1 Transport channel parameters

6.10.2.4.1.49.1.1.1 Transport channel parameters for Conversational / speech / UL:12.2 kbps / CS RAB

See clause 6.10.2.4.1.4.1.1.1.

6.10.2.4.1.49.1.1.2 Transport channel parameters for Conversational / unknown / UL:64 kbps / CS RAB

See clause 6.10.2.4.1.13.1.1.1.

6.10.2.4.1.49.1.1.3 Transport channel parameters for UL:3.4 kbps SRBs for DCCH

See clause 6.10.2.4.1.2.1.1.1.

6.10.2.4.1.49.1.1.4 TFCS

TFCS size	12
TFCS	(RAB subflow#1, RAB subflow#2, RAB subflow#3, 64 kbps RAB , DCCH)= (TF0, TF0, TF0, TF0, TF0), (TF1, TF0, TF0, TF0, TF0), (TF2, TF1, TF1, TF0, TF0), (TF0, TF0, TF0, TF1, TF0), (TF1, TF0, TF0, TF1, TF0), (TF2, TF1, TF1, TF1, TF0), (TF0, TF0, TF0, TF0, TF1), (TF1, TF0, TF0, TF0, TF1), (TF2, TF1, TF1, TF0, TF1), (TF0, TF0, TF0, TF1, TF1), (TF1, TF0, TF0, TF1, TF1), (TF2, TF1, TF1, TF1, TF1)

6.10.2.4.1.49.1.2 Physical channel parameters

DPCH Uplink	Min spreading factor	16
	Max number of DPDCH data bits/radio frame	2 400

Puncturing Limit	0.72
------------------	------

6.10.2.4.1.49.2 Downlink

6.10.2.4.1.49.2.1 Transport channel parameters

6.10.2.4.1.49.2.1.1 Transport channel parameters for Conversational / speech / DL:12.2 kbps / CS RAB

See clause 6.10.2.4.1.4.2.1.1.

6.10.2.4.1.49.2.1.2 Transport channel parameters for Conversational / unknown / DL:64 kbps / CS RAB

See clause 6.10.2.4.1.13.2.1.1.

6.10.2.4.1.49.2.1.3 Transport channel parameters for DL:3.4 kbps SRBs for DCCH

See clause 6.10.2.4.1.2.2.11.

6.10.2.4.1.49.2.1.4 TFCS

TFCS size	12
TFCS	(RAB subflow#1, RAB subflow#2, RAB subflow#3, 64 kbps RAB , DCCH)= (TF0, TF0, TF0, TF0, TF0), (TF1, TF0, TF0, TF0, TF0), (TF2, TF1, TF1, TF0, TF0), (TF0, TF0, TF0, TF1, TF0), (TF1, TF0, TF0, TF1, TF0), (TF2, TF1, TF1, TF1, TF0), (TF0, TF0, TF0, TF0, TF1), (TF1, TF0, TF0, TF0, TF1), (TF2, TF1, TF1, TF0, TF1), (TF0, TF0, TF0, TF1, TF1), (TF1, TF0, TF0, TF1, TF1), (TF2, TF1, TF1, TF1, TF1)

6.10.2.4.1.49.2.2 Physical channel parameters

DPCH Downlink	DTX position		Flexible
	Spreading factor		32
	DPCCH	Number of TFCI bits/slot	8
		Number of TPC bits/slot	4
		Number of Pilot bits/slot	8
	DPDCH	Number of data bits/slot	140
Number of data bits/frame		2 100	

6.10.2.4.1.49a Conversational / speech / UL:(12.2 7.95 5.9 4.75) DL:(12.2 7.95 5.9 4.75) kbps / CS RAB + Conversational / unknown / UL:64 DL:64 kbps / CS RAB + UL:3.4 DL:3.4 kbps SRBs for DCCH

6.10.2.4.1.49a.1 Uplink

6.10.2.4.1.49a.1.1 Transport channel parameters

6.10.2.4.1.49a.1.1.1 Transport channel parameters for Conversational / speech / UL: (12.2 7.95 5.9 4.75) kbps / CS RAB

See clause 6.10.2.4.1.4a.1.1.1.

6.10.2.4.1.49a.1.1.2 Transport channel parameters for Conversational / unknown / UL:64 kbps / CS RAB

See clause 6.10.2.4.1.13.1.1.1.

6.10.2.4.1.49a.1.1.3 Transport channel parameters for UL:3.4 kbps SRBs for DCCH

See clause 6.10.2.4.1.2.1.1.1.

6.10.2.4.1.49a.1.1.4 TFCS

TFCS size	24
TFCS	(RAB subflow#1, RAB subflow#2, RAB subflow#3, 64 kbps RAB, DCCH)= (TF0,TF0,TF0,TF0,TF0), (TF1,TF0,TF0,TF0,TF0), (TF2,TF1,TF0,TF0,TF0), (TF3,TF2,TF0,TF0,TF0), (TF4,TF3,TF0,TF0,TF0), (TF5,TF4,TF1,TF0,TF0), (TF0,TF0,TF0,TF1,TF0), (TF1,TF0,TF0,TF1,TF0), (TF2,TF1,TF0,TF1,TF0),

	(TF3,TF2,TF0,TF1,TF0), (TF4,TF3,TF0,TF1,TF0), (TF5,TF4,TF1,TF1,TF0), (TF0,TF0,TF0,TF0,TF1), (TF1,TF0,TF0,TF0,TF1), (TF2,TF1,TF0,TF0,TF1), (TF3,TF2,TF0,TF0,TF1), (TF4,TF3,TF0,TF0,TF1), (TF5,TF4,TF1,TF0,TF1), (TF0,TF0,TF0,TF1,TF1), (TF1,TF0,TF0,TF1,TF1), (TF2,TF1,TF0,TF1,TF1), (TF3,TF2,TF0,TF1,TF1), (TF4,TF3,TF0,TF1,TF1), (TF5,TF4,TF1,TF1,TF1)
--	---

6.10.2.4.1.49a.1.2 Physical channel parameters

DPCH Uplink	Min spreading factor	16
	Max number of DPDCH data bits/radio frame	2 400
	Puncturing Limit	0.72

6.10.2.4.1.49a.2 Downlink

6.10.2.4.1.49a.2.1 Transport channel parameters

6.10.2.4.1.49a.2.1.1 Transport channel parameters for Conversational / speech / DL: (12.2 7.95 5.9 4.75) kbps / CS RAB

See clause 6.10.2.4.1.4a.2.1.1.

6.10.2.4.1.49a.2.1.2 Transport channel parameters for Conversational / unknown / DL:64 kbps / CS RAB

See clause 6.10.2.4.1.13.2.1.1.

6.10.2.4.1.49a.2.1.3 Transport channel parameters for DL:3.4 kbps SRBs for DCCH

See clause 6.10.2.4.1.2.2.1.1

6.10.2.4.1.49a.2.1.4 TFCS

TFCS size	24
TFCS	(RAB subflow#1, RAB subflow#2, RAB subflow#3, 64 kbps RAB, DCCH)= (TF0,TF0,TF0,TF0,TF0), (TF1,TF0,TF0,TF0,TF0), (TF2,TF1,TF0,TF0,TF0), (TF3,TF2,TF0,TF0,TF0), (TF4,TF3,TF0,TF0,TF0), (TF5,TF4,TF1,TF0,TF0), (TF0,TF0,TF0,TF1,TF0), (TF1,TF0,TF0,TF1,TF0), (TF2,TF1,TF0,TF1,TF0), (TF3,TF2,TF0,TF1,TF0), (TF4,TF3,TF0,TF1,TF0), (TF5,TF4,TF1,TF1,TF0), (TF0,TF0,TF0,TF0,TF1), (TF1,TF0,TF0,TF0,TF1), (TF2,TF1,TF0,TF0,TF1), (TF3,TF2,TF0,TF0,TF1), (TF4,TF3,TF0,TF0,TF1), (TF5,TF4,TF1,TF0,TF1), (TF0,TF0,TF0,TF1,TF1), (TF1,TF0,TF0,TF1,TF1), (TF2,TF1,TF0,TF1,TF1), (TF3,TF2,TF0,TF1,TF1), (TF4,TF3,TF0,TF1,TF1), (TF5,TF4,TF1,TF1,TF1)

6.10.2.4.1.49a.2.2 Physical channel parameters

DPCH Downlink	DTX position		Flexible
	Spreading factor		32
	DPCCH	Number of TFCl bits/slot	8
		Number of TPC bits/slot	4
		Number of Pilot bits/slot	8
	DPDCH	Number of data bits/slot	140
		Number of data bits/frame	2 100

6.10.2.4.1.50 Conversational / unknown / UL:64 DL:64 kbps / CS RAB + Conversational / unknown / UL:64 DL:64 kbps / CS RAB + UL:3.4 DL:3.4 kbps SRBs for DCCH

6.10.2.4.1.50.1 Uplink

6.10.2.4.1.50.1.1 Transport channel parameters

6.10.2.4.1.50.1.1.1 Transport channel parameters for Conversational / unknown / UL:64 kbps / CS RAB

See clause 6.10.2.4.1.13.1.1.1.

6.10.2.4.1.50.1.1.2 Transport channel parameters for UL:3.4 kbps SRBs for DCCH

See clause 6.10.2.4.1.2.1.1.1.

6.10.2.4.1.50.1.1.3 TFCS

TFCS size	8
TFCS	(64 kbps RAB, 64 kbps RAB, DCCH)= (TF0, TF0, TF0), (TF1, TF0, TF0), (TF0, TF1, TF0), (TF1, TF1, TF0) (TF0, TF0, TF1), (TF1, TF0, TF1), (TF0, TF1, TF1), (TF1, TF1, TF1)

6.10.2.4.1.50.1.2 Physical channel parameters

DPCH Uplink	Min spreading factor	8
	Max number of DPDCH data bits/radio frame	4 800
	Puncturing Limit	0.92

6.10.2.4.1.50.2 Downlink

6.10.2.4.1.50.2.1 Transport channel parameters

6.10.2.4.1.50.2.1.1 Transport channel parameters for Conversational / unknown / DL:64 kbps / CS RAB

See clause 6.10.2.4.1.13.2.1.1.

6.10.2.4.1.50.2.1.2 Transport channel parameters for DL:3.4 kbps SRBs for DCCH

See clause 6.10.2.4.1.2.2.1.1.

6.10.2.4.1.50.2.1.3 TFCS

TFCS size	8
TFCS	(64 kbps RAB, 64 kbps RAB, DCCH)= (TF0, TF0, TF0), (TF1, TF0, TF0), (TF0, TF1, TF0), (TF1, TF1, TF0) (TF0, TF0, TF1), (TF1, TF0, TF1), (TF0, TF1, TF1), (TF1, TF1, TF1)

6.10.2.4.1.50.2.2 Physical channel parameters

DPCH Downlink	DTX position		Flexible
	Spreading factor		16
	DPCCH	Number of TFCl bits/slot	8
		Number of TPC bits/slot	8
		Number of Pilot bits/slot	16
	DPDCH	Number of data bits/slot	288
		Number of data bits/frame	4 320

6.10.2.4.1.51 Conversational / unknown / UL:64 DL:64 kbps / CS RAB + Interactive or background / UL:64 DL:64 kbps / PS RAB + UL:3.4 DL:3.4 kbps SRBs for DCCH

6.10.2.4.1.51.1 Uplink

6.10.2.4.1.51.1.1 Transport channel parameters

6.10.2.4.1.51.1.1.1 Transport channel parameters for Conversational / unknown / UL:64 kbps / CS RAB

See clause 6.10.2.4.1.13.1.1.1.

6.10.2.4.1.51.1.1.2 Transport channel parameters for Interactive or background / UL:64 kbps / PS RAB

See clause 6.10.2.4.1.26.1.1.1.

6.10.2.4.1.51.1.1.3 Transport channel parameters for UL:3.4 kbps SRBs for DCCH

See clause 6.10.2.4.1.2.1.1.1.

6.10.2.4.1.51.1.1.4 TFCS

TFCS size	20
TFCS	(Conv. 64 kbps RAB, I/B 64 kbps RAB, DCCH)= (TF0, TF0, TF0), (TF0, TF1, TF0), (TF0, TF2, TF0), (TF0, TF3, TF0), (TF0, TF4, TF0), (TF1, TF0, TF0), (TF1, TF1, TF0), (TF1, TF2, TF0), (TF1, TF3, TF0), (TF1, TF4, TF0), (TF0, TF0, TF1), (TF0, TF1, TF1), (TF0, TF2, TF1), (TF0, TF3, TF1), (TF0, TF4, TF1), (TF1, TF0, TF1), (TF1, TF1, TF1), (TF1, TF2, TF1), (TF1, TF3, TF1), (TF1, TF4, TF1)

6.10.2.4.1.51.1.2 Physical channel parameters

DPCH Uplink	Min spreading factor	8
	Max number of DPDCH data bits/radio frame	4 800
	Puncturing Limit	0.88

6.10.2.4.1.51.2 Downlink

6.10.2.4.1.51.2.1 Transport channel parameters

6.10.2.4.1.51.2.1.1 Transport channel parameters for Conversational / unknown / DL:64 kbps / CS RAB

See clause 6.10.2.4.1.13.2.1.1.

6.10.2.4.1.51.2.1.2 Transport channel parameters for Interactive or background / DL:64 kbps / PS RAB

See clause 6.10.2.4.1.25.2.1.1.

6.10.2.4.1.51.2.1.3 Transport channel parameters for DL:3.4 kbps SRBs for DCCH

See clause 6.10.2.4.1.2.2.1.1.

6.10.2.4.1.51.2.1.4 TFCS

TFCS size	20
TFCS	(Conv. 64 kbps RAB, I/B 64 kbps RAB, DCCH)= (TF0, TF0, TF0), (TF0, TF1, TF0), (TF0, TF2, TF0), (TF0, TF3, TF0), (TF0, TF4, TF0), (TF1, TF0, TF0), (TF1, TF1, TF0), (TF1, TF2, TF0), (TF1, TF3, TF0), (TF1, TF4, TF0), (TF0, TF0, TF1), (TF0, TF1, TF1), (TF0, TF2, TF1), (TF0, TF3, TF1), (TF0, TF4, TF1), (TF1, TF0, TF1), (TF1, TF1, TF1), (TF1, TF2, TF1), (TF1, TF3, TF1), (TF1, TF4, TF1)

6.10.2.4.1.51.2.2 Physical channel parameters

DPCH Downlink	DTX position		Flexible
	Spreading factor		16
	DPCCH	Number of TFCI bits/slot	8
		Number of TPC bits/slot	8
		Number of Pilot bits/slot	16
	DPDCH	Number of data bits/slot	288
		Number of data bits/frame	4 320

6.10.2.4.1.51a Conversational / unknown / UL:64 DL:64 kbps / CS RAB + Interactive or Background / UL:8 DL:8 kbps / PS RAB + UL:3.4 DL:3.4 kbps SRBs for DCCH

6.10.2.4.1.51a.1 Uplink

6.10.2.4.1.51a.1.1 Transport channel parameters

6.10.2.4.1.51a.1.1.1 Transport channel parameters for Conversational / unknown / UL:64 kbps / CS RAB

See clause 6.10.2.4.1.13.1.1.1.

6.10.2.4.1.51a.1.1.2 Transport channel parameters for Interactive or Background / UL:8 kbps / PS RAB

See clause 6.10.2.4.1.38b.1.1.2.

6.10.2.4.1.51a.1.1.3 Transport channel parameters for UL:3.4 kbps SRBs for DCCH

See clause 6.10.2.4.1.2.1.1.1.

6.10.2.4.1.51a.1.1.4 TFCS

TFCS size	8
TFCS	(64 kbps Conversational RAB, 8 kbps I/B RAB, DCCH)= (TF0, TF0, TF0), (TF1, TF0, TF0), (TF0, TF1, TF0), (TF1, TF1, TF0), (TF0, TF0, TF1), (TF1, TF0, TF1), (TF0, TF1, TF1), (TF1, TF1, TF1)

6.10.2.4.1.51a.1.2 Physical channel parameters

DPCH Uplink	Min spreading factor	16
	Max number of DPDCH data bits/radio frame	2 400
	Puncturing Limit	0.72

6.10.2.4.1.51a.2 Downlink

6.10.2.4.1.51a.2.1 Transport channel parameters

6.10.2.4.1.51a.2.1.1 Transport channel parameters for Conversational / unknown / DL:64 kbps / PS RAB

See clause 6.10.2.4.1.13.2.1.1.

6.10.2.4.1.51a.2.1.2 Transport channel parameters for Interactive or Background / DL:8 kbps / PS RAB

See clause 6.10.2.4.1.38b.2.1.2.

6.10.2.4.1.51a.2.1.3 Transport channel parameters for DL:3.4 kbps SRBs for DCCH

See clause 6.10.2.4.1.2.2.1.1.

6.10.2.4.1.51a.2.1.4 TFCS

TFCS size	8
TFCS	(64 kbps Conversational RAB, 8 kbps I/B RAB, DCCH)= (TF0, TF0, TF0), (TF1, TF0, TF0), (TF0, TF1, TF0), (TF1, TF1, TF0), (TF0, TF0, TF1), (TF1, TF0, TF1), (TF0, TF1, TF1), (TF1, TF1, TF1)

6.10.2.4.1.51a.2.2 Physical channel parameters

DPCH Downlink	DTX position		Flexible
	Spreading factor		32
	DPCCCH	Number of TFCI bits/slot	8
		Number of TPC bits/slot	4
		Number of Pilot bits/slot	8
	DPDCH	Number of data bits/slot	140
		Number of data bits/frame	2 100

6.10.2.4.1.51b Conversational / unknown / UL:64 DL:64 kbps / CS RAB + Interactive or Background / UL:16 DL:64 kbps / PS RAB + UL:3.4 DL:3.4 kbps SRBs for DCCH

6.10.2.4.1.51b.1 Uplink

6.10.2.4.1.51b.1.1 Transport channel parameters

6.10.2.4.1.51b.1.1.1 Transport channel parameters for Conversational / unknown / UL:64 kbps / CS RAB

See clause 6.10.2.4.1.13.1.1.1.

6.10.2.4.1.51b.1.1.2 Transport channel parameters for Interactive or Background / UL:16 kbps / PS RAB

Higher layer	RAB/Signalling RB	RAB
--------------	-------------------	-----

RLC	Logical channel type		DTCH
	RLC mode		AM
	Payload sizes, bit		320
	Max data rate, bps		16 000
MAC	AMD PDU header, bit		16
	MAC header, bit		0
Layer 1	MAC multiplexing		N/A
	TrCH type		DCH
	TB sizes, bit		336
	TFS	TF0, bits	0x336
		TF1, bits	1x336
		TF2, bits	2x336
	TTI, ms		40
	Coding type		TC
	CRC, bit		16
	Max number of bits/TTI after channel coding		2 124
Uplink: Max number of bits/radio frame before rate matching		531	
RM attribute		135 to 175	

6.10.2.4.1.51b.1.1.3 Transport channel parameters for UL:3.4 kbps SRBs for DCCH

See clause 6.10.2.4.1.2.1.1.1.

6.10.2.4.1.51b.1.1.4 TFCS

TFCS size	12
TFCS	(64 kbps Conversational RAB, 16 kbps I/B RAB, DCCH)= (TF0, TF0, TF0), (TF0, TF1, TF0), (TF0, TF2, TF0), (TF1, TF0, TF0), (TF1, TF1, TF0), (TF1, TF2, TF0), (TF0, TF0, TF1), (TF0, TF1, TF1), (TF0, TF2, TF1), (TF1, TF0, TF1), (TF1, TF1, TF1), (TF1, TF2, TF1)

6.10.2.4.1.51b.1.2 Physical channel parameters

DPCH Uplink	Min spreading factor	16
	Max number of DPDCH data bits/radio frame	2 400
	Puncturing Limit	0.64

6.10.2.4.1.51b.2 Downlink

See clause 6.10.2.4.1.51.2.

6.10.2.4.1.52 Conversational / unknown / UL:64 DL:64 kbps / CS RAB + Interactive or background / UL:64 DL:128 kbps / PS RAB + UL:3.4 DL:3.4 kbps SRBs for DCCH

6.10.2.4.1.52.1 Uplink

See clause 6.10.2.4.1.51.1.

6.10.2.4.1.52.2 Downlink

6.10.2.4.1.52.2.1 Transport channel parameters

6.10.2.4.1.52.2.1.1 Transport channel parameters for Conversational / unknown / DL:64 kbps / CS RAB

See clause 6.10.2.4.1.13.2.1.1.

6.10.2.4.1.52.2.1.2 Transport channel parameters for Interactive or background / DL:128 kbps / PS RAB

See clause 6.10.2.4.1.27.2.1.1.

6.10.2.4.1.52.2.1.3 Transport channel parameters for DL:3.4 kbps SRBs for DCCH

See clause 6.10.2.4.1.2.2.1.1.

6.10.2.4.1.52.2.1.4 TFCS

TFCS size	20
TFCS	(Conv. 64 kbps RAB, I/B 128 kbps RAB, DCCH)= (TF0, TF0, TF0), (TF0, TF1, TF0), (TF0, TF2, TF0), (TF0, TF3, TF0), (TF0, TF4, TF0), (TF1, TF0, TF0), (TF1, TF1, TF0), (TF1, TF2, TF0), (TF1, TF3, TF0), (TF1, TF4, TF0), (TF0, TF0, TF1), (TF0, TF1, TF1), (TF0, TF2, TF1), (TF0, TF3, TF1), (TF0, TF4, TF1), (TF1, TF0, TF1), (TF1, TF1, TF1), (TF1, TF2, TF1), (TF1, TF3, TF1), (TF1, TF4, TF1)

6.10.2.4.1.52.2.2 Physical channel parameters

DPCH Downlink	DTX position		Flexible
	Spreading factor		8
	DPCCH	Number of TFCI bits/slot	8
		Number of TPC bits/slot	8
		Number of Pilot bits/slot	16
	DPDCH	Number of data bits/slot	608
Number of data bits/frame		9 120	

6.10.2.4.1.53 Conversational / unknown / UL:64 DL:64 kbps / CS RAB + Interactive or background / UL:128 DL:128 kbps / PS RAB + UL:3.4 DL:3.4 kbps SRBs for DCCH

6.10.2.4.1.53.1 Uplink

6.10.2.4.1.53.1.1 Transport channel parameters

6.10.2.4.1.53.1.1.1 Transport channel parameters for Conversational / unknown / UL:64 kbps / CS RAB

See clause 6.10.2.4.1.13.1.1.1.

6.10.2.4.1.53.1.1.2 Transport channel parameters for Interactive or background / UL:128 kbps / PS RAB

See clause 6.10.2.4.1.28.1.1.1.

6.10.2.4.1.53.1.1.3 Transport channel parameters for DL:3.4 kbps SRBs for DCCH

See clause 6.10.2.4.1.2.1.1.1.

6.10.2.4.1.53.1.1.4 TFCS

TFCS size	20
TFCS	(Conv. 64 kbps RAB, I/B 128 kbps RAB, DCCH)= (TF0, TF0, TF0), (TF0, TF1, TF0), (TF0, TF2, TF0), (TF0, TF3, TF0), (TF0, TF4, TF0), (TF1, TF0, TF0), (TF1, TF1, TF0), (TF1, TF2, TF0), (TF1, TF3, TF0), (TF1, TF4, TF0), (TF0, TF0, TF1), (TF0, TF1, TF1), (TF0, TF2, TF1), (TF0, TF3, TF1), (TF0, TF4, TF1), (TF1, TF0, TF1), (TF1, TF1, TF1), (TF1, TF2, TF1), (TF1, TF3, TF1), (TF1, TF4, TF1)

6.10.2.4.1.53.1.2 Physical channel parameters

DPCH Uplink	Min spreading factor	4
	Max number of DPDCH data bits/radio frame	9 600
	Puncturing Limit	0.96

6.10.2.4.1.53.2 Downlink

See clause 6.10.2.4.1.52.2.

6.10.2.4.1.54 Void

6.10.2.4.1.55 Void

6.10.2.4.1.56 Interactive or background / UL:8 DL:8 kbps / PS RAB + Interactive or background / UL:8 DL:8 kbps / PS RAB + UL:3.4 DL:3.4 kbps SRBs for DCCH

6.10.2.4.1.56.1 Uplink

6.10.2.4.1.56.1.1 Transport channel parameters

6.10.2.4.1.56.1.1.1 Transport channel parameters for Interactive or background / UL:8 kbps / PS RAB + UL:8 kbps / PS RAB

Higher layer	RAB/Signalling RB	RAB	RAB	
RLC	Logical channel type	DTCH	DTCH	
	RLC mode	AM	AM	
	Payload sizes, bit	320	320	
	Max data rate, bps	8 000	8 000	
	AMD PDU header, bit	16	16	
MAC	MAC header, bit	4	4	
	MAC multiplexing	2 logical channel multiplexing		
Layer 1	TrCH type	DCH		
	TB sizes, bit	340		
	TFS	TF0, bits	0x340	
		TF1, bits	1x340	
	TTI, ms	40		
	Coding type	TC		
	CRC, bit	16		
	Max number of bits/TTI after channel coding	1 080		
	Uplink: Max number of bits/radio frame before rate matching	270		
	RM attribute	135 to 175		

6.10.2.4.1.56.1.1.2 Transport channel parameters for UL:3.4 kbps SRBs for DCCH

See clause 6.10.2.4.1.2.1.1.1.

6.10.2.4.1.56.1.1.3 TFCS

TFCS size	4
TFCS	(8 kbps RAB + 8 kbps RAB, DCCH)= (TF0,TF0), (TF1,TF0), (TF0,TF1), (TF1,TF1)

6.10.2.4.1.56.1.2 Physical channel parameters

DPCH Uplink	Min spreading factor	64
	Max number of DPDCH data bits/radio frame	600
	Puncturing Limit	1.0

6.10.2.4.1.56.2 Downlink

6.10.2.4.1.56.2.1 Transport channel parameters

6.10.2.4.1.56.2.1.1 Transport channel parameters for Interactive or background / DL:8 kbps / PS RAB + DL:8 kbps / PS RAB

Higher layer	RAB/Signalling RB	RAB	RAB	
RLC	Logical channel type	DTCH	DTCH	
	RLC mode	AM	AM	
	Payload sizes, bit	320	320	
	Max data rate, bps	8 000	8 000	
	AMD PDU header, bit	16	16	
MAC	MAC header, bit	4	4	
	MAC multiplexing	2 logical channel multiplexing		
Layer 1	TrCH type	DCH		
	TB sizes, bit	340		
	TFS	TF0, bits	0x340	
		TF1, bits	1x340	
	TTI, ms	40		
	Coding type	TC		
	CRC, bit	16		

	Max number of bits/TTI after channel coding	1 080
	RM attribute	135 to 175

6.10.2.4.1.56.2.1.2 Transport channel parameters for DL:3.4 kbps SRBs for DCCH

See clause 6.10.2.4.1.2.2.1.1.

6.10.2.4.1.56.2.1.3 TFCS

TFCS size	4
TFCS	(8 kbps RAB + 8 kbps RAB, DCCH)= (TF0,TF0), (TF1,TF0), (TF0,TF1), (TF1,TF1)

6.10.2.4.1.56.2.2 Physical channel parameters

DPCH Downlink	DTX position		Flexible
	Spreading factor		128
	DPCCH	Number of TFCI bits/slot	2
		Number of TPC bits/slot	2
		Number of Pilot bits/slot	4
	DPDCH	Number of data bits/slot	32
Number of data bits/frame		480	

6.10.2.4.1.57 Interactive or background / UL:64 DL:64 kbps / PS RAB + Interactive or background / UL:64 DL:64 kbps / PS RAB + UL:3.4 DL:3.4 kbps SRBs for DCCH

6.10.2.4.1.57.1 Uplink

6.10.2.4.1.57.1.1 Transport channel parameters

6.10.2.4.1.57.1.1.1 Transport channel parameters for Interactive or background / UL:64 kbps / PS RAB + UL:64 kbps / PS RAB

Higher layer	RAB/Signalling RB	RAB	RAB	
RLC	Logical channel type	DTCH	DTCH	
	RLC mode	AM	AM	
	Payload sizes, bit	320	320	
	Max data rate, bps	64 000	64 000	
	AMD PDU header, bit	16	16	
MAC	MAC header, bit	4	4	
	MAC multiplexing	2 logical channel multiplexing		
Layer 1	TrCH type	DCH		
	TB sizes, bit	340		
	TFS	TF0, bits	0x340	
		TF1, bits	1x340	
		TF2, bits	2x340	
		TF3, bits	3x340	
		TF4, bits	4x340	
	TTI, ms	20		
	Coding type	TC		
	CRC, bit	16		
	Max number of bits/TTI after channel coding	4 284		
Uplink: Max number of bits/radio frame before rate matching	2 142			
RM attribute	130 to 170			

6.10.2.4.1.57.1.1.2 Transport channel parameters for UL:3.4 kbps SRBs for DCCH

See clause 6.10.2.4.1.2.1.1.1.

6.10.2.4.1.57.1.1.3 TFCS

TFCS size	10
TFCS	(64 kbps RAB + 64 kbps RAB, DCCH)=

	(TF0,TF0), (TF1,TF0), (TF2,TF0), (TF3,TF0), (TF4,TF0), (TF0,TF1), (TF1,TF1), (TF2,TF1), (TF3,TF1), (TF4,TF1)
--	---

6.10.2.4.1.57.1.2 Physical channel parameters

DPCH Uplink	Min spreading factor	16
	Max number of DPDCH data bits/radio frame	2 400
	Puncturing Limit	0.92

6.10.2.4.1.57.2 Downlink

6.10.2.4.1.57.2.1 Transport channel parameters

6.10.2.4.1.57.2.1.1 Transport channel parameters for Interactive or background / DL:64 kbps / PS RAB + DL:64 kbps / PS RAB

Higher layer	RAB/Signalling RB	RAB	RAB	
RLC	Logical channel type	DTCH	DTCH	
	RLC mode	AM	AM	
	Payload sizes, bit	320	320	
	Max data rate, bps	64 000	64 000	
	AMD PDU header, bit	16	16	
MAC	MAC header, bit	4	4	
	MAC multiplexing	2 logical channel multiplexing		
Layer 1	TrCH type	DCH		
	TB sizes, bit	340		
	TFS	TF0, bits	0x340	
		TF1, bits	1x340	
		TF2, bits	2x340	
		TF3, bits	3x340	
		TF4, bits	4x340	
	TTI, ms	20		
	Coding type	TC		
	CRC, bit	16		
	Max number of bits/TTI after channel coding	4 284		
RM attribute	130 to 170			

6.10.2.4.1.57.2.1.2 Transport channel parameters for DL:3.4 kbps SRBs for DCCH

See clause 6.10.2.4.1.2.2.1.1.

6.10.2.4.1.57.2.1.3 TFCS

TFCS size	10
TFCS	(64 kbps RAB + 64 kbps RAB, DCCH)= (TF0,TF0), (TF1,TF0), (TF2,TF0), (TF3,TF0), (TF4,TF0), (TF0,TF1), (TF1,TF1), (TF2,TF1), (TF3,TF1), (TF4,TF1)

6.10.2.4.1.57.2.2 Physical channel parameters

DPCH Downlink	DTX position	Flexible	
	Spreading factor	32	
	DPCCH	Number of TFC1 bits/slot	8
		Number of TPC bits/slot	4
		Number of Pilot bits/slot	8
	DPDCH	Number of data bits/slot	140
		Number of data bits/frame	2 100

- 6.10.2.4.1.58 Streaming / unknown / UL:16 DL:64 kbps / PS RAB + Interactive or background / UL:8 DL:8 kbps / PS RAB + UL:3.4 DL:3.4 kbps SRBs for DCCH
- 6.10.2.4.1.58.1 Uplink
- 6.10.2.4.1.58.1.1 Transport channel parameters
- 6.10.2.4.1.58.1.1.1 Transport channel parameters for Streaming / unknown / UL:16 kbps / PS RAB

Higher layer	RAB/Signalling RB	RAB	
RLC	Logical channel type	DTCH	
	RLC mode	AM	
	Payload sizes, bit	320	
	Max data rate, bps	16 000	
	AMD PDU header, bit	16	
MAC	MAC header, bit	0	
	MAC multiplexing	N/A	
Layer 1	TrCH type	DCH	
	TB sizes, bit	336	
	TFS	TF0, bits	0x336
		TF1, bits	1x336
	TTI, ms	20	
	Coding type	TC	
	CRC, bit	16	
	Max number of bits/TTI after channel coding	1 068	
	Uplink: Max number of bits/radio frame before rate matching	534	
	RM attribute	135 to 175	

- 6.10.2.4.1.58.1.1.2 Transport channel parameters for Interactive or background / UL:8 kbps / PS RAB

See clause 6.10.2.4.1.38b.1.1.2.

- 6.10.2.4.1.58.1.1.3 Transport channel parameters for UL:3.4 kbps SRBs for DCCH

See clause 6.10.2.4.1.2.1.1.1.

- 6.10.2.4.1.58.1.1.4 TFCS

TFCS size	8
TFCS	(16 kbps RAB, 8 kbps RAB, DCCH)= (TF0,TF0,TF0), (TF1,TF0,TF0), (TF0,TF1,TF0), (TF1,TF1,TF0), (TF0,TF0,TF1), (TF1,TF0,TF1), (TF0,TF1,TF1), (TF1,TF1,TF1)

- 6.10.2.4.1.58.1.2 Physical channel parameters

DPCH Uplink	Min spreading factor	32
	Max number of DPDCH data bits/radio frame	1 200
	Puncturing Limit	1.0

- 6.10.2.4.1.58.2 Downlink

- 6.10.2.4.1.58.2.1 Transport channel parameters

- 6.10.2.4.1.58.2.1.1 Transport channel parameters for Streaming / unknown / DL:64 kbps / PS RAB

Higher layer	RAB/Signalling RB	RAB
RLC	Logical channel type	DTCH
	RLC mode	AM
	Payload sizes, bit	640
	Max data rate, bps	64 000
	AM PDU header, bit	16
MAC	MAC header, bit	0
	MAC multiplexing	N/A
Layer 1	TrCH type	DCH

	TF sizes, bit	656
TFS	TF0, bits	0x656
	TF1, bits	1x656
	TF2, bits	2x656
	TF3, bits	4x656
	TTI, ms	40
	Coding type	TC
	CRC, bit	16
	Max number of bits/TTI after channel coding	8 076
	RM attribute	125 to 165

6.10.2.4.1.58.2.1.2 Transport channel parameters for Interactive or background / DL:8 kbps / PS RAB

See clause 6.10.2.4.1.38b.2.1.2.

6.10.2.4.1.58.2.1.3 Transport channel parameters for DL:3.4 kbps SRBs for DCCH

See clause 6.10.2.4.1.2.2.1.1.

6.10.2.4.1.58.2.1.4 TFCS

TFCS size	16
TFCS	(64 kbps RAB, 8 kbps RAB, DCCH)= (TF0,TF0,TF0), (TF1,TF0,TF0), (TF2,TF0,TF0), (TF3,TF0,TF0), (TF0,TF1,TF0), (TF1,TF1,TF0), (TF2,TF1,TF0), (TF3,TF1,TF0), (TF0,TF0,TF1), (TF1,TF0,TF1), (TF2,TF0,TF1), (TF3,TF0,TF1), (TF0,TF1,TF1), (TF1,TF1,TF1), (TF2,TF1,TF1), (TF3,TF1,TF1)

6.10.2.4.1.58.2.2 Physical channel parameters

DPCH Downlink	DTX position		Flexible
	Spreading factor		32
	DPCCH	Number of TFCI bits/slot	8
		Number of TPC bits/slot	4
		Number of Pilot bits/slot	8
	DPDCH	Number of data bits/slot	140
		Number of data bits/frame	2 100

6.10.2.4.1.58a Streaming / unknown / UL:16 DL:128 kbps / PS RAB + Interactive or background / UL:8 DL:8 kbps / PS RAB + UL:3.4 DL:3.4 kbps SRBs for DCCH

6.10.2.4.1.58a.1 Uplink

6.10.2.4.1.58a.1.1 Transport channel parameters

6.10.2.4.1.58a.1.1.1 Transport channel parameters for Streaming / unknown / UL:16 kbps / PS RAB

See clause 6.10.2.4.1.58.1.1.1.

6.10.2.4.1.58a.1.1.2 Transport channel parameters for Interactive or background / UL:8 kbps / PS RAB

See clause 6.10.2.4.1.38b.1.1.2.

6.10.2.4.1.58a.1.1.3 Transport channel parameters for UL:3.4 kbps SRBs for DCCH

See clause 6.10.2.4.1.2.1.1.1.

6.10.2.4.1.58a.1.1.4 TFCS

See clause 6.10.2.4.1.58.1.1.4.

6.10.2.4.1.58a.1.2 Physical channel parameters

See clause 6.10.2.4.1.58.1.2.

6.10.2.4.1.58a.2 Downlink

6.10.2.4.1.58a.2.1 Transport channel parameters

6.10.2.4.1.58a.2.1.1 Transport channel parameters for Streaming / unknown / DL:128 kbps / PS RAB

Higher layer	RAB/Signalling RB	RAB	
RLC	Logical channel type	DTCH	
	RLC mode	AM	
	Payload sizes, bit	640	
	Max data rate, bps	128 000	
	AM PDU header, bit	16	
MAC	MAC header, bit	0	
	MAC multiplexing	N/A	
Layer 1	TrCH type	DCH	
	TB sizes, bit	656	
	TFS	TF0, bits	0x656
		TF1, bits	1x656
		TF2, bits	2x656
		TF3, bits	3x656
		TF4, bits	4x656
	TTI, ms	20	
	Coding type	TC	
	CRC, bit	16	
	Max number of bits/TTI after channel coding	8 076	
RM attribute	125 to 165		

6.10.2.4.1.58a.2.1.2 Transport channel parameters for Interactive or background / DL:8 kbps / PS RAB

See clause 6.10.2.4.1.38b.2.1.2.

6.10.2.4.1.58a.2.1.3 Transport channel parameters for DL:3.4 kbps SRBs for DCCH

See clause 6.10.2.4.1.2.2.1.1.

6.10.2.4.1.58a.2.1.4 TFCS

TFCS size	20
TFCS	(128 kbps RAB, 8 kbps RAB, DCCH)= (TF0,TF0,TF0), (TF1,TF0,TF0), (TF2,TF0,TF0), (TF3,TF0,TF0), (TF4,TF0,TF0), (TF0,TF1,TF0), (TF1,TF1,TF0), (TF2,TF1,TF0), (TF3,TF1,TF0), (TF4,TF1,TF0), (TF0,TF0,TF1), (TF1,TF0,TF1), (TF2,TF0,TF1), (TF3,TF0,TF1), (TF4,TF0,TF1), (TF0,TF1,TF1), (TF1,TF1,TF1), (TF2,TF1,TF1), (TF3,TF1,TF1), (TF4,TF1,TF1),

6.10.2.4.1.58a.2.2 Physical channel parameters

DPCH Downlink	DTX position	Flexible	
	Spreading factor	16	
	DPCCH	Number of TFCl bits/slot	8
		Number of TPC bits/slot	8
		Number of Pilot bits/slot	16
	DPDCH	Number of data bits/slot	288
		Number of data bits/frame	4 320

6.10.2.4.1.59 Conversational / speech / UL:42.8 DL:42.8 kbps / PS RAB + Interactive / UL:16 DL:16 kbps / PS RAB + Interactive / UL:16 DL:16 kbps / PS RAB + UL:3.4 DL:3.4 kbps SRBs for DCCH

6.10.2.4.1.59.1 Uplink

6.10.2.4.1.59.1.1 Transport channel parameters

6.10.2.4.1.59.1.1.1 Transport channel parameters for Conversational / speech / UL:42.8 kbps / PS RAB

Higher layer	RAB/Signalling RB	RAB	
PDCP	PDCP header size, bit	8	
RLC	Logical channel type	DTCH	
	RLC mode	UM	
	Payload sizes, bit	920, 304, 96	
	Max data rate, bps	46 000	
	UMD PDU header, bit	8	
MAC	MAC header, bit	0	
	MAC multiplexing	N/A	
Layer 1	TrCH type	DCH	
	TB sizes, bit	928, 312, 104	
	TFS	TF0, bits	0x928
		TF1, bits	1x104
		TF2, bits	1x312
		TF3, bits	1x928
	TTI, ms	20	
	Coding type	TC	
	CRC, bit	16	
	Max number of bits/TTI after channel coding	2 844	
	Uplink: Max number of bits/radio frame before rate matching	1 422	
	RM attribute	180 to 220	

6.10.2.4.1.59.1.1.2 Transport channel parameters for Interactive / UL:16kbps / PS RAB + UL:16 kbps / PS RAB

Higher layer	RAB/Signalling RB	RAB	RAB	
RLC	Logical channel type	DTCH	DTCH	
	RLC mode	AM	AM	
	Payload sizes, bit	320	320	
	Max data rate, bps	16 000	16 000	
	AMD PDU header, bit	16	16	
MAC	MAC header, bit	4	4	
	MAC multiplexing	2 logical channel multiplexing		
Layer 1	TrCH type	DCH		
	TB sizes, bit	340		
	TFS	TF0, bits	0x340	
		TF1, bits	1x340	
		TF2, bits	2X340	
	TTI, ms	40		
	Coding type	TC		
	CRC, bit	16		
	Max number of bits/TTI after channel coding	2 148		
	Uplink: Max number of bits/radio frame before rate matching	537		
RM attribute	135 to 175			

6.10.2.4.1.59.1.1.3 Transport channel parameters for UL:3.4 kbps SRBs for DCCH

See clause 6.10.2.4.1.2.1.1.1

6.10.2.4.1.59.1.1.4 TFCS

TFCS size	24
TFCS	(42.8 kbps Conversational RAB, Interactive 16kbps+16kbps RAB, DCCH)= (TF0, TF0, TF0), (TF0, TF0, TF1), (TF0,TF1, TF0),(TF0, TF1,TF1), (TF0,TF2, TF0), (TF0,TF2, TF1) (TF1, TF0, TF0), (TF1, TF0, TF1), (TF1,TF1, TF0), (TF1, TF1,TF1), (TF1,TF2, TF0), (TF1,TF2, TF1) (TF2, TF0, TF0), (TF2, TF0, TF1), (TF2,TF1, TF0), (TF2, TF1,TF1), (TF2,TF2, TF0), (TF2,TF2, TF1) (TF3, TF0, TF0), (TF3, TF0, TF1), (TF3,TF1, TF0), (TF3, TF1,TF1), (TF3,TF2, TF0), (TF3,TF2, TF1)

6.10.2.4.1.59.1.2 Physical channel parameters

DPCH Uplink	Min spreading factor	16
	Max number of DPDCH data bits/radio frame	2 400
	Puncturing Limit	0.76

6.10.2.4.1.59.2 Downlink

6.10.2.4.1.59.2.1 Transport channel parameters

6.10.2.4.1.59.2.1.1 Transport channel parameters for Conversational / speech / DL:42.8 kbps / PS RAB

Higher layer	RAB/Signalling RB	RAB	
PDCP	PDCP header size, bit	8	
RLC	Logical channel type	DTCH	
	RLC mode	UM	
	Payload sizes, bit	920, 304, 96	
	Max data rate, bps	46 000	
	UMD PDU header, bit	8	
MAC	MAC header, bit	0	
	MAC multiplexing	N/A	
Layer 1	TrCH type	DCH	
	TB sizes, bit	928, 312, 104	
	TFS	TF0, bits	0x928
		TF1, bits	1x104
		TF2, bits	1x312
		TF3, bits	1x928
	TTI, ms	20	
	Coding type	TC	
	CRC, bit	16	
	Max number of bits/TTI after channel coding	2 844	
	RM attribute	180 to 220	

6.10.2.4.1.59.2.1.2 Transport channel parameters for Interactive / DL:16kbps / PS RAB + DL:16 kbps / PS RAB

Higher layer	RAB/Signalling RB	RAB	RAB	
RLC	Logical channel type	DTCH	DTCH	
	RLC mode	AM	AM	
	Payload sizes, bit	320	320	
	Max data rate, bps	16 000	16 000	
	AMD PDU header, bit	16	16	
MAC	MAC header, bit	4	4	
	MAC multiplexing	2 logical channel multiplexing		
Layer 1	TrCH type	DCH		
	TB sizes, bit	340		
	TFS	TF0, bits	0x340	
		TF1, bits	1x340	
		TF2, bits	2x340	
	TTI, ms	40		
	Coding type	TC		
	CRC, bit	16		
Max number of bits/TTI after channel coding	2 148			
RM attribute	135 to 175			

6.10.2.4.1.59.2.1.3 Transport channel parameters for DL:3.4 kbps SRBs for DCCH

See clause 6.10.2.4.1.2.2.1.1

6.10.2.4.1.59.2.1.4 TFCS

TFCS size	24
TFCS	(42.8 kbps Conversational RAB, Interactive 16kbps+16kbps RAB, DCCH)= (TF0, TF0, TF0), (TF0, TF0, TF1), (TF0,TF1, TF0),(TF0, TF1,TF1), (TF0,TF2, TF0), (TF0,TF2, TF1) (TF1, TF0, TF0), (TF1, TF0, TF1), (TF1,TF1, TF0), (TF1, TF1,TF1), (TF1,TF2, TF0), (TF1,TF2, TF1) (TF2, TF0, TF0), (TF2, TF0, TF1), (TF2,TF1, TF0), (TF2, TF1,TF1), (TF2,TF2, TF0), (TF2,TF2, TF1) (TF3, TF0, TF0), (TF3, TF0, TF1), (TF3,TF1, TF0), (TF3, TF1,TF1), (TF3,TF2, TF0), (TF3,TF2, TF1)

6.10.2.4.1.59.2.2 Physical channel parameters

DPCH Downlink	DTX position		Flexible
	Spreading factor		32
	DPCCH	Number of TFCI bits/slot	8
		Number of TPC bits/slot	4
		Number of Pilot bits/slot	8
	DPDCH	Number of data bits/slot	140
Number of data bits/frame		2 100	

6.10.2.4.1.60 Conversational / speech / UL:42.8 DL:42.8 kbps / PS RAB + Interactive / UL:16 DL:16 kbps / PS RAB + UL:3.4 DL:3.4 kbps SRBs for DCCH

6.10.2.4.1.60.1 Uplink

6.10.2.4.1.60.1.1 Transport channel parameters

6.10.2.4.1.60.1.1.1 Transport channel parameters for Conversational / speech / UL:42.8 kbps / PS RAB

Higher layer	RAB/Signalling RB	RAB	
PDCP	PDCP header size, bit	8	
RLC	Logical channel type	DTCH	
	RLC mode	UM	
	Payload sizes, bit	920, 304, 96	
	Max data rate, bps	46 000	
	UMD PDU header, bit	8	
MAC	MAC header, bit	0	
	MAC multiplexing	N/A	
Layer 1	TrCH type	DCH	
	TB sizes, bit	928, 312, 104	
	TFS	TF0, bits	0x928
		TF1, bits	1x104
		TF2, bits	1x312
		TF3, bits	1x928
	TTI, ms	20	
	Coding type	TC	
	CRC, bit	16	
	Max number of bits/TTI after channel coding	2 844	
	Uplink: Max number of bits/radio frame before rate matching	1 422	
RM attribute	180 to 220		

6.10.2.4.1.60.1.1.2 Transport channel parameters for Interactive / UL:16kbps / PS RAB

See clause 6.10.2.4.1.23b.1.1.1

6.10.2.4.1.60.1.1.3 Transport channel parameters for UL:3.4 kbps SRBs for DCCH

See clause 6.10.2.4.1.2.1.1.1

6.10.2.4.1.60.1.1.4 TFCS

TFCS size	24
TFCS	(42.8 kbps Conversational RAB, Interactive 16kbps RAB, DCCH)= (TF0, TF0, TF0), (TF0, TF0, TF1), (TF0, TF1, TF0), (TF0, TF1, TF1), (TF0, TF2, TF0), (TF0, TF2, TF1) (TF1, TF0, TF0), (TF1, TF0, TF1), (TF1, TF1, TF0), (TF1, TF1, TF1), (TF1, TF2, TF0), (TF1, TF2, TF1) (TF2, TF0, TF0), (TF2, TF0, TF1), (TF2, TF1, TF0), (TF2, TF1, TF1), (TF2, TF2, TF0), (TF2, TF2, TF1) (TF3, TF0, TF0), (TF3, TF0, TF1), (TF3, TF1, TF0), (TF3, TF1, TF1), (TF3, TF2, TF0), (TF3, TF2, TF1)

6.10.2.4.1.60.1.2 Physical channel parameters

DPCH Uplink	Min spreading factor	16
	Max number of DPDCH data bits/radio frame	2 400
	Puncturing Limit	0.76

6.10.2.4.1.60.2 Downlink

6.10.2.4.1.60.2.1 Transport channel parameters

6.10.2.4.1.60.2.1.1 Transport channel parameters for Conversational / speech / DL:42.8 kbps / PS RAB

Higher layer	RAB/Signalling RB	RAB	
PDCP	PDCP header size, bit	8	
RLC	Logical channel type	DTCH	
	RLC mode	UM	
	Payload sizes, bit	920, 304, 96	
	Max data rate, bps	46 000	
	UMD PDU header, bit	8	
MAC	MAC header, bit	0	
	MAC multiplexing	N/A	
Layer 1	TrCH type	DCH	
	TB sizes, bit	928, 312, 104	
	TFS	TF0, bits	0x928
		TF1, bits	1x104
		TF2, bits	1x312
		TF3, bits	1x928
	TTI, ms	20	
	Coding type	TC	
	CRC, bit	16	
	Max number of bits/TTI after channel coding	2 844	
RM attribute	180 to 220		

6.10.2.4.1.60.2.1.2 Transport channel parameters for Interactive / DL:16kbps PS RAB

See clause 6.10.2.4.1.23b.2.1.1

6.10.2.4.1.60.2.1.3 Transport channel parameters for DL:3.4 kbps SRBs for DCCH

See clause 6.10.2.4.1.2.2.1.1

6.10.2.4.1.60.2.1.4 TFCS

TFCS size	24
TFCS	(42.8 kbps Conversational RAB, Interactive 16kbps RAB, DCCH)= (TF0, TF0, TF0), (TF0, TF0, TF1), (TF0,TF1, TF0),(TF0, TF1,TF1), (TF0,TF2, TF0), (TF0,TF2, TF1) (TF1, TF0, TF0), (TF1, TF0, TF1), (TF1,TF1, TF0), (TF1, TF1,TF1), (TF1,TF2, TF0), (TF1,TF2, TF1) (TF2, TF0, TF0), (TF2, TF0, TF1), (TF2,TF1, TF0), (TF2, TF1,TF1), (TF2,TF2, TF0), (TF2,TF2, TF1) (TF3, TF0, TF0), (TF3, TF0, TF1), (TF3,TF1, TF0), (TF3, TF1,TF1), (TF3,TF2, TF0), (TF3,TF2, TF1)

6.10.2.4.1.60.2.2 Physical channel parameters

DPCH Downlink	DTX position		Flexible
	Spreading factor		32
	DPCCH	Number of TFCl bits/slot	8
		Number of TPC bits/slot	4
		Number of Pilot bits/slot	8
	DPDCH	Number of data bits/slot	140
		Number of data bits/frame	2 100

6.10.2.4.1.61 Conversational / unknown / UL:8 DL:8 kbps / PS RAB + Interactive or Background / UL:8 DL:8 kbps / PS RAB + UL:3.4 DL:3.4 kbps SRBs for DCCH

6.10.2.4.1.61.1 Uplink

6.10.2.4.1.61.1.1 Transport channel parameters

6.10.2.4.1.61.1.1.1 Transport channel parameters for Conversational / unknown / UL:8 kbps / PS RAB

Higher layer	RAB/Signalling RB	RAB
--------------	-------------------	-----

RLC	Logical channel type		DTCH
	RLC mode		UM
	Payload sizes, bit		320
	Max data rate, bps		8 000
	UMD PDU header, bit		8
MAC	MAC header, bit		0
	MAC multiplexing		N/A
Layer 1	TrCH type		DCH
	TB sizes, bit		328 (alt 0, 328) (note)
	TFS	TF0, bits	0x328 (alt 1x0) (note)
		TF1, bits	1x328
	TTI, ms		40
	Coding type		TC
	CRC, bit		16
	Max number of bits/TTI after channel coding		1 044
	Uplink: Max number of bits/radio frame before rate matching		261
	RM attribute		135 to 175
NOTE: In case of using this alternative, CRC parity bits are to be attached any time since number of TrBlks are 1 even if there is no data on the RAB (see clause 4.2.1.1 in 3GPP TS 25.212 [14]).			

6.10.2.4.1.61.1.1.2 Transport channel parameters for Interactive or Background / UL:8 kbps / PS RAB

See clause 6.10.2.4.1.38b.1.1.2

6.10.2.4.1.61.1.1.3 Transport channel parameters for UL:3.4 kbps SRBs for DCCH

See clause 6.10.2.4.1.2.1.1.1

6.10.2.4.1.61.1.1.4 TFCS

TFCS size	8
TFCS	(8 kbps Conversational RAB, 8 kbps I/B RAB, DCCH)= (TF0, TF0, TF0), (TF0, TF1, TF0), (TF0, TF0, TF1), (TF0, TF1, TF1), (TF1, TF0, TF0), (TF1, TF1, TF0), (TF1, TF0, TF1), (TF1, TF1, TF1)

6.10.2.4.1.61.1.2 Physical channel parameters

DPCH Uplink	Min spreading factor	32
	Max number of DPDCH data bits/radio frame	1 200
	Puncturing Limit	1.0

6.10.2.4.1.61.2 Downlink

6.10.2.4.1.61.2.1 Transport channel parameters

6.10.2.4.1.61.2.1.1 Transport channel parameters for Conversational / unknown / DL:8 kbps / PS RAB

Higher layer	RAB/Signalling RB	RAB	
RLC	Logical channel type		DTCH
	RLC mode		UM
	Payload sizes, bit		320
	Max data rate, bps		8 000
	AMD PDU header, bit		8
MAC	MAC header, bit		0
	MAC multiplexing		N/A
Layer 1	TrCH type		DCH
	TB sizes, bit		328 (alt 0, 328) (note)
	TFS	TF0, bits	0x328 (alt 1x0) (note)
		TF1, bits	1x328
	TTI, ms		40
	Coding type		TC
	CRC, bit		16
	Max number of bits/TTI after channel coding		1 044
	RM attribute		135 to 175

NOTE: In case of using this alternative, CRC parity bits are to be attached any time since number of TrBlks are 1 even if there is no data on the RAB (see clause 4.2.1.1 in 3GPP TS 25.212 [14]).

6.10.2.4.1.61.2.1.2 Transport channel parameters for Interactive or Background / DL:8 kbps / PS RAB

See clause 6.10.2.4.1.38b.2.1.2.

6.10.2.4.1.61.2.1.3 Transport channel parameters for DL:3.4 kbps SRBs for DCCH

See clause 6.10.2.4.1.2.2.1.1.

6.10.2.4.1.61.2.1.4 TFCS

TFCS size	8
TFCS	(8 kbps Conversational RAB, 8 kbps I/B RAB, DCCH)= (TF0, TF0, TF0), (TF0, TF1, TF0), (TF0, TF0, TF1), (TF0, TF1, TF1), (TF1, TF0, TF0), (TF1, TF1, TF0), (TF1, TF0, TF1), (TF1, TF1, TF1)

6.10.2.4.1.61.2.2 Physical channel parameters

DPCH Downlink	DTX position		Flexible
	Spreading factor		64
	DPCCH	Number of TFCI bits/slot	8
		Number of TPC bits/slot	4
		Number of Pilot bits/slot	8
	DPDCH	Number of data bits/slot	60
		Number of data bits/frame	900

6.10.2.4.1.62 Conversational / speech / UL:(12.65 8.85 6.6) DL:(12.65 8.85 6.6) kbps / CS RAB + UL:3.4 DL:3.4 kbps SRBs for DCCH + DL:0.15 kbps SRB#5 for DCCH

6.10.2.4.1.62.1 Uplink

6.10.2.4.1.62.1.1 Transport channel parameters

6.10.2.4.1.62.1.1.1 Transport channel parameters for Conversational / speech / UL: (12.65 8.85 6.6) kbps / CS RAB

Higher layer	RAB/Signalling RB	RAB subflow #1	RAB subflow #2	RAB subflow #3 (note 2)	
RLC	Logical channel type	DTCH			
	RLC mode	TM	TM	TM	
	Payload sizes, bit	40, 54, 64, 72 (alt. 0, 40, 54, 64, 72)	78, 113, 181	60	
	Max data rate, bps	12 650			
	TrD PDU header, bit	0			
MAC	MAC header, bit	0			
	MAC multiplexing	N/A			
Layer 1	TrCH type	DCH	DCH	DCH	
	TB sizes, bit	40, 54, 64, 72 (alt. 0, 40, 54, 64, 72)	78, 113, 181	60	
	TFS	TF0, bits	0x72(alt. 1x0) (note 1)	0x181	0x60
		TF1, bits	1x40	1x78	N/A
		TF2 bits	1x54	1x113	N/A
		TF3, bits	1x64	1x181	N/A
		TF4, bits	1x72	N/A	N/A
	TTI, ms	20	20	20	
	Coding type	CC 1/3	CC 1/3	CC 1/3	
	CRC, bit	12	N/A	N/A	
	Max number of bits/TTI after channel coding	276	567	0	
	Uplink: Max number of bits/radio frame before rate matching	138	284	0	
	RM attribute	180 to 220	170 to 210	256	
NOTE 1: In case of using this alternative, CRC parity bits are to be attached to RAB subflow#1 any time since number of TrBlks are 1 even if there is no data on RAB subflow#1 (see clause 4.2.1.1 in 3GPP TS 25.212 [14]).					
NOTE 2: RAB subflow #3 does not exist in lu interface. UTRAN establishes this additional "dummy" subflow when the RAB for Wideband AMR is assigned.					

6.10.2.4.1.62.1.1.2 Transport channel parameters for UL:3.4 kbps SRBs for DCCH

See clause 6.10.2.4.1.2.1.1.1.

6.10.2.4.1.62.1.1.3 TFCS

TFCS size	10
TFCS	(RAB subflow#1, RAB subflow#2, RAB subflow #3, DCCH)= (TF0,TF0,TF0,TF0), (TF1,TF0,TF0,TF0), (TF2,TF1,TF0,TF0), (TF3,TF2,TF0,TF0), (TF4,TF3,TF0,TF0), (TF0,TF0,TF0,TF1), (TF1,TF0,TF0,TF1), (TF2,TF1,TF0,TF1), (TF3,TF2,TF0,TF1), (TF4,TF3,TF0,TF1)

6.10.2.4.1.62.1.1.4 TFC subset list

TFC subset list size	3
TFC subset list	<p>0 = {(TF0,TF0,TF0,TF0), (TF1,TF0,TF0,TF0), (TF2,TF1,TF0,TF0), (TF0,TF0,TF0,TF1), (TF1,TF0,TF0,TF1), (TF2,TF1,TF0,TF1)},</p> <p>1 = {(TF0,TF0,TF0,TF0), (TF1,TF0,TF0,TF0), (TF2,TF1,TF0,TF0), (TF3,TF2,TF0,TF0), (TF0,TF0,TF0,TF1), (TF1,TF0,TF0,TF1), (TF2,TF1,TF0,TF1), (TF3,TF2,TF0,TF1)},</p> <p>2 = {(TF0,TF0,TF0,TF0), (TF1,TF0,TF0,TF0), (TF2,TF1,TF0,TF0), (TF3,TF2,TF0,TF0), (TF4,TF3,TF0,TF0), (TF0,TF0,TF0,TF1), (TF1,TF0,TF0,TF1), (TF2,TF1,TF0,TF1), (TF3,TF2,TF0,TF1), (TF4,TF3,TF0,TF1)}</p>

6.10.2.4.1.62.1.2 Physical channel parameters

DPCH Uplink	Min spreading factor	64
	Max number of DPDCH data bits/radio frame	600
	Puncturing Limit	0.84

6.10.2.4.1.62.2 Downlink

6.10.2.4.1.62.2.1 Transport channel parameters

6.10.2.4.1.62.2.1.1 Transport channel parameters for Conversational / speech / DL: (12.65 8.85 6.6) kbps / CS RAB

Higher layer	RAB/Signalling RB	RAB subflow #1	RAB subflow #2	RAB subflow #3 (note 3)	
RLC	Logical channel type	DTCH			
	RLC mode	TM	TM	TM	
	Payload sizes, bit	0, 40, 54, 64, 72	78, 113, 181	60	
	Max data rate, bps	12 650			
	TrD PDU header, bit	0			
MAC	MAC header, bit	0			
	MAC multiplexing	N/A			
Layer 1	TrCH type	DCH	DCH	DCH	
	TB sizes, bit	0, 40, 54, 64, 72	78, 113, 181	60	
	TFS (note 1)	TF0, bits	1x0 (note 2)	0x181	0x60
		TF1, bits	1x40	1x78	N/A
		TF2, bits	1x54	1x113	N/A
		TF3, bits	1x64	1x181	N/A
		TF4, bits	1x72	N/A	N/A
	TTI, ms	20	20	20	
	Coding type	CC 1/3	CC 1/3	CC 1/3	
	CRC, bit	12	N/A	N/A	
Max number of bits/TTI after channel coding	276	567	0		
RM attribute	180 to 220	170 to 210	256		
NOTE 1: The TrCH corresponding to RAB subflow #1 should be used as the guiding TrCH, (see clause 4.3 in 3GPP TS 25.212 [14]).					
NOTE 2: CRC parity bits are to be attached to RAB subflow#1 any time since number of TrBlks are 1 even if there is no data on RAB subflow#1 (see clause 4.2.1.1 in 3GPP TS 25.212 [14]).					
NOTE 2: RAB subflow #3 does not exist in lu interface. UTRAN establishes this additional "dummy" subflow when the RAB for Wideband AMR is assigned					

6.10.2.4.1.62.2.1.2 Transport channel parameters for DL:3.4 kbps SRBs for DCCH

See clause 6.10.2.4.1.2.2.1.1

6.10.2.4.1.62.2.1.3 Transport channel parameters for DL:0.15 kbps SRB#5 for DCCH

Higher layer	RAB/signalling RB	SRB#5
	User of Radio Bearer	RRC
RLC	Logical channel type	DCCH
	RLC mode	TM
	Payload sizes, bit	3

	Max data rate, bps	150	
	TrD PDU header, bit	0	
MAC	MAC header, bit	0	
	MAC multiplexing	N/A	
Layer 1	TrCH type	DCH	
	TB sizes, bit	3 (alt 0, 3) (note)	
	TFS	TF0, bits	0x3 (alt 1x0) (note)
		TF1, bits	1x3
	TTI, ms	20	
	Coding type	CC 1/3	
	CRC, bit	8	
	Max number of bits/TTI before rate matching	57	
RM attribute	155 to 256		
NOTE: Alternative parameters enable the measurement "transport channel BLER" in the UE.			

6.10.2.4.1.62.2.1.4 TFCS

TFCS size	20
TFCS	(RAB subflow#1, RAB subflow#2, RAB subflow#3, DCCH 3.4, DCCH 0.15)= (TF0,TF0,TF0,TF0,TF0), (TF1,TF0,TF0,TF0,TF0), (TF2,TF1,TF0,TF0,TF0), (TF3,TF2,TF0,TF0,TF0), (TF4,TF3,TF0,TF0,TF0), (TF0,TF0,TF0,TF1,TF0), (TF1,TF0,TF0,TF1,TF0), (TF2,TF1,TF0,TF1,TF0), (TF3,TF2,TF0,TF1,TF0), (TF4,TF3,TF0,TF1,TF0), (TF0,TF0,TF0,TF0,TF1), (TF1,TF0,TF0,TF0,TF1), (TF2,TF1,TF0,TF0,TF1), (TF3,TF2,TF0,TF0,TF1), (TF4,TF3,TF0,TF0,TF1), (TF0,TF0,TF0,TF1,TF1), (TF1,TF0,TF0,TF1,TF1), (TF2,TF1,TF0,TF1,TF1), (TF3,TF2,TF0,TF1,TF1), (TF4,TF3,TF0,TF1,TF1)

6.10.2.4.1.62.2.2 Physical channel parameters

DPCH Downlink	DTX position		Fixed
	Spreading factor		128
	DPCCH	Number of TFCI bits/slot	0
		Number of TPC bits/slot	2
		Number of Pilot bits/slot	4
	DPDCH	Number of data bits/slot	34
		Number of data bits/frame	510

6.10.2.4.1.63 Interactive or background / UL:64 DL:768 kbps / PS RAB + UL:3.4 DL: 3.4 kbps SRBs for DCCH

6.10.2.4.1.63.1 Uplink

See clause 6.10.2.4.1.26.1.

6.10.2.4.1.63.2 Downlink

6.10.2.4.1.63.2.1 Transport channel parameters

6.10.2.4.1.63.2.1.1 Transport channel parameters for Interactive or background / DL:768 kbps / PS RAB

Higher layer	RAB/Signalling RB	RAB
RLC	Logical channel type	DTCH
	RLC mode	AM
	Payload sizes, bit	320
	Max data rate, bps	768 000
	AMD PDU header, bit	16
MAC	MAC header, bit	0
	MAC multiplexing	N/A

Layer 1	TrCH type		DCH
	TB sizes, bit		336
	TFS	TF0, bits	0x336
		TF1, bits	1x336
		TF2, bits	2x336
		TF3, bits	4x336
		TF4, bits	8x336
		TF5, bits	12x336
		TF6, bits	16x336
		TF7, bits	20x336
		TF8, bits	24x336
		TF9, bits	N/A (alt 28x336)
		TF10, bits	N/A (alt 32x336)
		TF11, bits	N/A (alt 36x336)
		TF12, bits	N/A (alt 40x336)
		TF13, bits	N/A (alt 44x336)
	TF14, bits	N/A (alt 48x336)	
TTI, ms		10 (alt 20)	
Coding type		TC	
CRC, bit		16	
Max number of bits/TTI after channel coding		25 368 (alt 50 736)	
RM attribute		110 to 150	

6.10.2.4.1.63.2.1.2 Transport channel parameters for DL:3.4 kbps SRBs for DCCH

See clause 6.10.2.4.1.2.2.1.1.

6.10.2.4.1.63.2.1.3 TFCS

TFCS size	18 (alt. 30)
TFCS	(768 kbps RAB, DCCH)= (TF0, TF0), (TF1, TF0), (TF2, TF0), (TF3, TF0), (TF4, TF0), (TF5, TF0), (TF6, TF0), (TF7, TF0), (TF8, TF0), (TF0, TF1), (TF1, TF1), (TF2, TF1), (TF3, TF1), (TF4, TF1), (TF5, TF1), (TF6, TF1), (TF7, TF1), (TF8, TF1) (alt . (TF0, TF0), (TF1, TF0), (TF2, TF0), (TF3, TF0), (TF4, TF0), (TF5, TF0), (TF6, TF0), (TF7, TF0), (TF8, TF0), (TF9, TF0), (TF10, TF0), (TF11, TF0), (TF12, TF0), (TF13, TF0), (TF14, TF0) (TF0, TF1), (TF1, TF1), (TF2, TF1), (TF3, TF1), (TF4, TF1), (TF5, TF1), (TF6, TF1), (TF7, TF1), (TF8, TF1) (TF9, TF1), (TF10, TF1), (TF11, TF1), (TF12, TF1), (TF13, TF1), (TF14, TF1))

6.10.2.4.1.63.2.2 Physical channel parameters

DPCH Downlink	DTX position		Flexible
	Spreading factor		8
	Number of DPCH		2
	DPCCH	Number of TFCI bits/slot	8
		Number of TPC bits/slot	8
		Number of Pilot bits/slot	16
	DPDCH	Number of data bits/slot	608
Number of data bits/frame		9 120	

6.10.2.4.2 Combinations on PDSCH and DPCH

6.10.2.4.2.1 Void

6.10.2.4.2.2 Interactive or background / UL:64 DL:384 kbps / PS RAB + UL:3.4 DL: 3.4 kbps SRBs for DCCH

6.10.2.4.2.2.1 Uplink

See clause 6.10.2.4.1.26.1.

6.10.2.4.2.2.2 Downlink

6.10.2.4.2.2.1 Transport channel parameters

6.10.2.4.2.2.1.1 Transport channel parameters for Interactive or background / DL:384 kbps / PS RAB

Higher layer	RAB/Signalling RB	RAB	
RLC	Logical channel type	DTCH	
	RLC mode	AM	
	Payload sizes, bit	320	
	Max data rate, bps	384 000	
	AMD PDU header, bit	16	
MAC	MAC header, bit	18	
	MAC multiplexing	Logical channel multiplexing on a frame by frame basis	
Layer 1	TrCH type	DSCH	
	TB sizes, bit	354	
	TFS	TF0, bits	0x354
		TF1, bits	1x354
		TF2, bits	2x354
		TF3, bits	4 x354
		TF4, bits	8 x354
		TF5, bits	12 x354
		TF6, bits	N/A (alt. 16x354)
		TF7, bits	N/A (alt. 20x354)
		TF8, bits	N/A (alt. 24x354)
	TTI, ms	10 (alt. 20)	
	Coding type	TC	
	CRC, bit	16	
Max number of bits/TTI after channel coding	13 332 (alt. 26 664)		
RM attribute	110 to 150		

6.10.2.4.2.2.1.2 Transport channel parameters for DL: 3.4 kbps SRBs for DCCH

See clause 6.10.2.4.1.2.2.1.1.

6.10.2.4.2.2.1.3 TFCS

PDSCH	TFCS size	6 (alt.9)
	TFCS	384 kbps RAB = TF0, TF1, TF2, TF3, TF4, TF5 (alt. TF0, TF1, TF2, TF3, TF4, TF5, TF6, TF7, TF8)
DPCH Downlink associated with PDSCH	TFCS size	2
	TFCS	SRBs for DCCH = TF0, TF1

6.10.2.4.2.2.2 Physical channel parameters

PDSCH	RAB or SRB, TrCh	Interactive or background / 384 kbps / PS RAB, DSCH	
	DTX position	N/A (SingleTrCH)	
	Minimum spreading factor	8	
DPCH Downlink associated with PDSCH	RAB or SRB, TrCh	3.4 kbps SRB for DCCH, DCH	
	DTX position	N/A (SingleTrCH)	
	Spreading factor	256	
	DPCCH	Number of TFCI bits/slot	2
		Number of TPC bits/slot	2
		Number of Pilot bits/slot	4
	DPDCH	Number of data bits/slot	12
Number of data bits/frame		180	

6.10.2.4.2.3 Interactive or background / UL:64 DL:2 048 kbps / PS RAB + UL:3.4 DL: 3.4 kbps SRBs for DCCH

6.10.2.4.2.3.1 Uplink

See clause 6.10.2.4.1.26.1.

6.10.2.4.2.3.2 Downlink

6.10.2.4.2.3.2.1 Transport channel parameters

6.10.2.4.2.3.2.1.1 Transport channel parameters for Interactive or background / DL:2 048 kbps / PS RAB

Higher layer	RAB/Signalling RB		RAB	
RLC	Logical channel type		DTCH	
	RLC mode		AM	
	Payload sizes, bit		640	
	Max data rate, bps		2 048 000	
	AMD PDU header, bit		16	
MAC	MAC header, bit		18	
	MAC multiplexing		Logical channel multiplexing on a frame by frame basis	
Layer 1	TrCH type		DSCH	
	TB sizes, bit		674	
	TFS	TF0, bits		0x674
		TF1, bits		1x674
		TF2, bits		2x674
		TF3, bits		4 x674
		TF4, bits		8 x674
		TF5, bits		12x674
		TF6, bits		16x674
		TF7, bits		20x674
		TF8, bits		24x674
		TF9, bits		28x674
		TF10, bits		32x674
		TF11, bits		N/A (alt. 36x674)
		TF12, bits		N/A (alt. 40x674)
		TF13, bits		N/A (alt. 44x674)
		TF14, bits		N/A (alt. 48x674)
		TF15, bits		N/A (alt. 52x674)
		TF16, bits		N/A (alt. 56x674)
		TF17, bits		N/A (alt. 60x674)
	TF18, bits		N/A (alt. 64x674)	
	TTI, ms		10 (alt. 20)	
	Coding type		TC	
	CRC, bit		16	
	Max number of bits/TTI after channel coding		66 300 (alt. 132 588)	
	RM attribute		130 to 170	

6.10.2.4.2.3.2.1.2 Transport channel parameters for DL: 3.4 kbps SRBs for DCCH

See clause 6.10.2.4.1.2.2.1.1

6.10.2.4.2.3.2.1.3 TFCS

PDSCH	TFCS size	11 (alt.19)
	TFCS	2 048 kbps RAB = TF0, TF1, TF2, TF3, TF4, TF5, TF6, TF7, TF8, TF9, TF10 (alt. TF0, TF1, TF2, TF3, TF4, TF5, TF6, TF7, TF8, TF9, TF10, TF11, TF12, TF13, TF14, TF15, TF16, TF17, TF18)
DPCH Downlink associated with PDSCH	TFCS size	2
	TFCS	SRBs for DCCH = TF0, TF1

6.10.2.4.2.3.2.2 Physical channel parameters

PDSCH	RAB or SRB, TrCh		Interactive or background / 2 048 kbps / PS RAB, DSCH	
	DTX position		N/A (SingleTrCH)	
	Minimum spreading factor		4	
DPCH Downlink associated with PDSCH	RAB or SRB, TrCh		3.4 kbps SRB for DCCH, DCH	
	DTX position		N/A (SingleTrCH)	
	Spreading factor		256	
	DPCCH	Number of TFCI bits/slot		2
		Number of TPC bits/slot		2

		Number of Pilot bits/slot	4
	DPDCH	Number of data bits/slot	12
		Number of data bits/frame	180

6.10.2.4.2.4 Void

6.10.2.4.2.5 Conversational / speech / UL:12.2 DL:12.2 kbps / CS RAB + Interactive or background / UL:64 DL:384 kbps / PS RAB + UL:3.4 DL:3.4 kbps SRBs for DCCH

6.10.2.4.2.5.1 Uplink

See clause 6.10.2.4.1.40.1.

6.10.2.4.2.5.2 Downlink

6.10.2.4.2.5.2.1 Transport channel parameters

6.10.2.4.2.5.2.1.1 Transport channel parameters for Conversational / speech / UL:12.2 DL:12.2 kbps / CS RAB

See clause 6.10.2.4.1.4.2.1.1.

6.10.2.4.2.5.2.1.2 Transport channel parameters for Interactive or background / DL:384 kbps / PS RAB

See clause 6.10.2.4.2.2.2.1.1.

6.10.2.4.2.5.2.1.3 Transport channel parameters for DL: 3.4 kbps SRBs for DCCH

See clause 6.10.2.4.1.2.2.1.1.

6.10.2.4.2.5.2.1.4 TFCS

PDSCH	TFCS size	6 (alt.9)
	TFCS	384 kbps RAB = TF0, TF1, TF2, TF3, TF4, TF5 (alt. TF0, TF1, TF2, TF3, TF4, TF5, TF6, TF7, TF8)
DPCH Downlink associated with PDSCH	TFCS size	6
	TFCS	(RAB subflow#1, RAB subflow#2, RAB subflow#3, DCCH) = (TF0, TF0, TF0, TF0), (TF1, TF0, TF0, TF0), (TF2, TF1, TF1, TF0), (TF0, TF0, TF0, TF1), (TF1, TF0, TF0, TF1), (TF2, TF1, TF1, TF1)

6.10.2.4.2.5.2.2 Physical channel parameters

PDSCH	RAB or SRB, TrCh		Interactive or background / 384 kbps / PS RAB, DSCH
	DTX position		N/A (SingleTrCh)
	Minimum spreading factor		8
DPCH Downlink associated with PDSCH	RAB or SRB, TrCh		Conversational / speech / 12.2 kbps / CS RAB, DCH + 3.4 kbps SRBs for DCCH. DCH
	DTX position		Fixed
	Spreading factor		128
	DPCCH	Number of TFCI bits/slot	2
		Number of TPC bits/slot	2
		Number of Pilot bits/slot	4
	DPDCH	Number of data bits/slot	32
Number of data bits/frame		480	

6.10.2.4.2.6 Conversational / speech / UL:12.2 DL:12.2 kbps / CS RAB + Interactive or background / UL:64 DL:2 048 kbps / PS RAB + UL:3.4 DL:3.4 kbps SRBs for DCCH

6.10.2.4.2.6.1 Uplink

See clause 6.10.2.4.1.40.1.

6.10.2.4.2.6.2 Downlink

6.10.2.4.2.6.2.1 Transport channel parameters

6.10.2.4.2.6.2.1.1 Transport channel parameters for Conversational / speech / UL:12.2 DL:12.2 kbps / CS RAB

See clause 6.10.2.4.1.4.2.1.1.

6.10.2.4.2.6.2.1.2 Transport channel parameters for Interactive or background / DL:2 048 kbps / PS RAB

See clause 6.10.2.4.2.3.2.1.1.

6.10.2.4.2.6.2.1.3 Transport channel parameters for DL: 3.4 kbps SRBs for DCCH

See clause 6.10.2.4.1.2.2.1.1.

6.10.2.4.2.6.2.1.4 TFCS

PDSCH	TFCS size	11 (alt.19)
	TFCS	2 048 kbps RAB =TF0, TF1, TF2, TF3, TF4, TF5, TF6, TF7, TF8, TF9, TF10 (alt. TF0, TF1, TF2, TF3, TF4, TF5, TF6, TF7, TF8, TF9, TF10, TF11, TF12, TF13, TF14, TF15, TF16, TF17, TF18)
DPCH Downlink associated with PDSCH	TFCS size	6
	TFCS	(RAB subflow#1, RAB subflow#2, RAB subflow#3, DCCH) = (TF0, TF0, TF0, TF0), (TF1, TF0, TF0, TF0), (TF2, TF1, TF1, TF0), (TF0, TF0, TF0, TF1), (TF1, TF0, TF0, TF1), (TF2, TF1, TF1, TF1)

6.10.2.4.2.6.2.2 Physical channel parameters

PDSCH	RAB or SRB, TrCh		Interactive or background / 2 048 kbps / PS RAB, DSCH	
	DTX position		N/A (SingleTrCH)	
	Minimum spreading factor		4	
DPCH Downlink associated with PDSCH	RAB or SRB, TrCh		Conversational / speech / 12.2 kbps / CS RAB, DCH + 3.4 kbps SRBs for DCCH. DCH	
	DTX position		Fixed	
	Spreading factor		128	
	DPCCH	Number of TFCI bits/slot		2
		Number of TPC bits/slot		2
		Number of Pilot bits/slot		4
	DPDCH	Number of data bits/slot		32
		Number of data bits/frame		480

6.10.2.4.3 Combinations on SCCPCH

6.10.2.4.3.1 Stand-alone signalling RB for PCCH

6.10.2.4.3.1.1 Transport channel parameters

6.10.2.4.3.1.1.1 Transport channel parameter of SRB for PCCH

Higher layer	RAB/signalling RB		SRB
	User of Radio Bearer		RRC
RLC	Logical channel type		PCCH
	RLC mode		TM
	Payload sizes, bit		240 (alt. 80)
	Max data rate, bps		24 000 (alt. 8 000)
	TrD PDU header, bit		0
MAC	MAC header, bit		0
	MAC multiplexing		N/A
Layer 1	TrCH type		PCH
	TB sizes, bit		240 (alt. 80)
	TFS	TF0, bits	0x240 (alt. 0x80)
		TF1, bits	1x240 (alt. 1x80)
	TTI, ms		10
	Coding type		CC 1/2
CRC, bit		16	

	Max number of bits/TTI before rate matching	528 (alt. 208)
	RM attribute	210 to 250

6.10.2.4.3.1.1.2 TFCS

TFCS size	2
TFCS	SRBs for PCCH = TF0, TF1

6.10.2.4.3.1.2 Physical channel parameters

SCCPCH	TFCS size	2
	DTX position	Fixed
	Spreading factor	128 (alt. 256)
	Number of TFCI bits/slot	0
	Number of Pilot bits/slot	0
	Number of data bits/slot	40 (alt. 20)
	Number of data bits/frame	600 (alt. 300)

6.10.2.4.3.2 Interactive/Background 32 kbps PS RAB + SRBs for CCCH + SRB for DCCH + SRB for BCCH

6.10.2.4.3.2.1 Transport channel parameters

6.10.2.4.3.2.1.1 Transport channel parameters for Interactive/Background 32 kbps PS RAB

Higher layer	RAB/signalling RB	RAB	
	User of Radio Bearer	Interactive/ Background RAB	
RLC	Logical channel type	DTCH	
	RLC mode	AM	
	Payload sizes, bit	320	
	Max data rate, bps	32 000	
	AMD PDU header, bit	16	
MAC	MAC header, bit	24	
	MAC multiplexing	N/A	
Layer 1	TrCH type	FACH	
	TB sizes, bit	360	
	TFS	TF0, bits	0x360
		TF1, bits	1x360
	TTI, ms	10	
	Coding type	TC	
	CRC, bit	16	
	Max number of bits/TTI before rate matching	1 140	
	RM attribute	110 to 150	

6.10.2.4.3.2.1.2 Transport channel parameters of SRBs for CCCH, SRB for DCCH, and SRB for BCCH

Higher layer	RAB/signalling RB	SRB#0	SRB#1	SRB#2	SRB#3	SRB#4	SRB#5
	User of Radio Bearer	RRC	RRC	RRC	NAS_DT High prio	NAS_DT Low prio	RRC
RLC	Logical channel type	CCCH	DCCH	DCCH	DCCH	DCCH	BCCH
	RLC mode	UM	UM	AM	AM	AM	TM
	Payload sizes, bit	152	136 or 120 (note)	128	128	128	166
	Max data rate, bps	30 400 (alt. 45 600)	27 200 or 24 000 (alt. 40 800 or 36 000)	25 600 (alt. 38 400)	25 600 (alt. 38 400)	25 600 (alt. 38 400)	33 200 (alt. 49 800)
	AMD/UMD/TrD PDU header, bit	8	8	16	16	16	0
MAC	MAC header, bit	8	24 or 40	24	24	24	2

Higher layer	RAB/signalling RB	SRB#0	SRB#1	SRB#2	SRB#3	SRB#4	SRB#5	
	User of Radio Bearer	RRC	RRC	RRC	NAS_DT High prio	NAS_DT Low prio	RRC	
	MAC multiplexing	6 logical channel multiplexing						
Layer 1	TrCH type	FACH						
	TB sizes, bit	168						
	TFS	TF0, bits	0x168					
		TF1, bits	1x168					
		TF2, bits	2x168					
		TF3, bits	N/A (alt. 3x168)					
	TTI, ms	10						
	Coding type	CC 1/2						
	CRC, bit	16						
Max number of bits/TTI before rate matching	752 (alt. 1 136)							
	RM attribute	200 to 240						
NOTE: MAC header size and PLC payload size depend on use of U-RNTI or C-RNTI.								

6.10.2.4.3.2.1.3 TFCS

TFCS size	4 or 5, (alt. 4, 5 or 6)
TFCS	(SRBs for CCCH/DCCH/BCCH, 32kbps RAB) = (TF0, TF0), (TF1, TF0), (TF2, TF0), (TF0, TF1), [TF1, TF1] (note) (alt. (TF0, TF0), (TF1, TF0), (TF2, TF0), [TF3, TF0] (note), (TF0, TF1), [TF1, TF1] (note))
NOTE:	These TFCs are available only if SCCPCH can be allocated bigger Tx power than required Tx power for TFC of (TF2, TF0).

6.10.2.4.3.2.2 Physical channel parameters

SCCPCH	DTX position	Flexible
	Spreading factor	64
	Number of TFCI bits/slot	8
	Number of Pilot bits/slot	0
	Number of data bits/slot	72
	Number of data bits/frame	1 080

6.10.2.4.3.2a Interactive/Background 32 kbps PS RAB + Interactive/Background 32 kbps PS RAB + SRBs for CCCH + SRB for DCCH + SRB for BCCH

6.10.2.4.3.2a.1 Transport channel parameters

6.10.2.4.3.2a.1.1 Transport channel parameters for Interactive or background / 32 kbps / PS RAB + 32 kbps / PS RAB

Higher layer	RAB/Signalling RB	RAB	RAB	
RLC	Logical channel type	DTCH	DTCH	
	RLC mode	AM	AM	
	Payload sizes, bit	320	320	
	Max data rate, bps	32 000	32 000	
	AMD PDU header, bit	16	16	
MAC	MAC header, bit	24	24	
	MAC multiplexing	2 logical channel multiplexing		
Layer 1	TrCH type	FACH		
	TB sizes, bit	360		
	TFS	TF0, bits	0x360	
		TF1, bits	1x360	
	TTI, ms	10		
	Coding type	TC		
	CRC, bit	16		
	Max number of bits/TTI after channel coding	1 140		
	RM attribute	110 to 150		

6.10.2.4.3.2a.1.2 Transport channel parameters of SRBs for CCCH, SRB for DCCH, and SRB for BCCH

See clause 6.10.2.4.3.2.1.2

6.10.2.4.3.2a.1.3 TFCS

TFCS size	4 or 5 (alt. 4, 5 or 6)
TFCS	(SRBs for CCCH/DCCH/BCCH, 32kbps RAB + 32kbps RAB) = (TF0, TF0), (TF1, TF0), (TF2, TF0), (TF0, TF1), [TF1, TF1] (note) (alt. (TF0, TF0), (TF1, TF0), (TF2, TF0), [TF3, TF0] (note), (TF0, TF1), [TF1, TF1] (note))
NOTE:	These TFCs are available only if SCCPCH can be allocated bigger Tx power than required Tx power for TFC of (TF2, TF0).

6.10.2.4.3.2a.2 Physical channel parameters

SCCPCH	DTX position	Flexible
	Spreading factor	64
	Number of TFCI bits/slot	8
	Number of Pilot bits/slot	0
	Number of data bits/slot	72
	Number of data bits/frame	1 080

6.10.2.4.3.3 Interactive/Background 32 kbps RAB + SRB for PCCH + SRB for CCCH + SRB for DCCH + SRB for BCCH

6.10.2.4.3.3.1 Transport channel parameters

6.10.2.4.3.3.1.1 Transport channel parameters of SRB for Interactive/Background 32 kbps RAB

See clause 6.10.2.4.3.2.1.

6.10.2.4.3.3.1.2 Transport channel parameters of SRB for PCCH

See clause 6.10.2.4.3.1.1.

6.10.2.4.3.3.1.3 Transport channel parameters of SRBs for CCCH, SRB for DCCH, and SRB for BCCH

See clause 6.10.2.4.3.2.1.2

6.10.2.4.3.3.1.4 TFCS

TFCS size	6, 7 or 8 for 240 bits PCH TrBlk size and TF3 not used (alt 6, 7, 8 or 9 for 80 bits PCH TrBlk size and TF3 not used) (alt 6, 7, 8 or 9 for 240 bits PCH TrBlk size and TF3 used) (alt. 6, 7, 8, 9, 10, or 11 for 80 bits PCH TrBlk size and TF3 used)
TFCS	(SRB for PCCH, SRBs for CCCH/ DCCH/ BCCH, 32 kbps RAB) = (TF0, TF0, TF0), (TF1, TF0, TF0), (TF0, TF1, TF0), (TF1, TF1, TF0), (TF0, TF2, TF0), [TF1, TF2, TF0] (see note), (TF0, TF0, TF1), [TF0, TF1, TF1] (see note) for 240 bits PCH TrBlk size and TF3 not used (alt. (TF0, TF0, TF0), (TF1, TF0, TF0), (TF0, TF1, TF0), (TF1, TF1, TF0), (TF0, TF2, TF0), [TF1, TF2, TF0] (see note), (TF0, TF0, TF1), [TF1, TF0, TF1] (see note), [TF0, TF1, TF1] (see note) for 80 bits PCH TrBlk size and TF3 not used) (alt. (TF0, TF0, TF0), (TF1, TF0, TF0), (TF0, TF1, TF0), (TF1, TF1, TF0), (TF0, TF2, TF0), [TF1, TF2, TF0] (see note), [TF0, TF3, TF0] (see note), (TF0, TF0, TF1), [TF0, TF1, TF1] (see note) for 240 bits PCH TrBlk size and TF3 used) (alt. (TF0, TF0, TF0), (TF1, TF0, TF0), (TF0, TF1, TF0), (TF1, TF1, TF0), (TF0, TF2, TF0), [TF1, TF2, TF0] (see note), [TF0, TF3, TF0] (see note), [TF1, TF3, TF0] (see note), (TF0, TF0, TF1), [TF1, TF0, TF1] (see note), [TF0, TF1, TF1] (see note) for 80 bits PCH TrBlk size and TF3 used)
NOTE:	These TFCs are available only if SCCPCH can be allocated bigger Tx power than required Tx power for TFC of (TF0, TF2, TF0).

6.10.2.4.3.3.2 Physical channel parameters

SCCPCH	DTX position	Flexible
	Spreading factor	64

	Number of TFCI bits/slot	8
	Number of Pilot bits/slot	0
	Number of data bits/slot	72
	Number of data bits/frame	1 080

6.10.2.4.3.4 RB for CTCH + SRB for CCCH + SRB for BCCH

6.10.2.4.3.4.1 Transport channel parameters

6.10.2.4.3.4.1.1 Transport channel parameters of RB for CTCH

Higher layer	RAB/signalling RB		N/A
	User of Radio Bearer		BMC
RLC	Logical channel type		CTCH
	RLC mode		UM
	Payload sizes, bit		152
	Max data rate, bps		15 200
	UMD PDU header, bit		8
MAC	MAC header, bit		8
	MAC multiplexing		N/A
Layer 1	TrCH type		FACH
	TB sizes, bit		168
	TFS	TF0, bits	0x168
		TF1, bits	1x168
	TTI, ms		10
	Coding type		CC 1/3
	CRC, bit		16
	Max number of bits/TTI before rate matching		576
	RM attribute		200 to 240

6.10.2.4.3.4.1.2 Transport channel parameters of SRB for CCCH and SRB for BCCH

Higher layer	RAB/signalling RB		SRB#0	SRB#5
	User of Radio Bearer		RRC	RRC
RLC	Logical channel type		CCCH	BCCH
	RLC mode		UM	TM
	Payload sizes, bit		152	166
	Max data rate, bps		15 200	16 600
	AMD/UMD/TrD PDU header, bit		8	0
MAC	MAC header, bit		8	2
	MAC multiplexing		2 logical channel multiplexing	
Layer 1	TrCH type		FACH	
	TB sizes, bit		168	
	TFS	TF0, bits	0x168	
		TF1, bits	1x168	
	TTI, ms		10	
	Coding type		CC 1/3	
	CRC, bit		16	
	Max number of bits/TTI before rate matching		576	
	RM attribute		200 to 240	

6.10.2.4.3.4.1.3 TFCS

TFCS size	3
TFCS	(SRBs for CCCH/ BCCH, RB for CTCH) = (TF0, TF0), (TF1, TF0), (TF0, TF1)

6.10.2.4.3.4.2 Physical channel parameters

SCCPCH	DTX position	Flexible
	Spreading factor	128
	Number of TFCI bits/slot	2
	Number of Pilot bits/slot	0
	Number of data bits/slot	38
	Number of data bits/frame	570

6.10.2.4.3.5 64.8kbps RB for MTCH with 80 ms TTI

6.10.2.4.3.5.1 Transport channel parameters

6.10.2.4.3.5.1.1 Transport channel parameters for 64 kbps PS RAB

Higher layer	RAB/signalling RB	RAB	
	User of Radio Bearer	MBMS	
RLC	Logical channel type	MTCH	
	RLC mode	UM	
	Payload sizes, bit	648	
	Max data rate, bps	64800	
	UMD PDU header, bit	8	
MAC	MAC header, bit	8	
	MAC multiplexing	N/A	
Layer 1	TrCH type	FACH	
	TB sizes, bit	664	
	TFS	TF0, bits	0x664
		TF1, bits	1x664
		TF2, bits	2x664
		TF3, bits	3x664
		TF4, bits	4x664
		TF5, bits	5x664
		TF6, bits	6x664
		TF7, bits	7x664
	TF8, bits	8x664	
	TTI, ms	80	
	Coding type	TC	
	CRC, bit	16	
Max number of bits/TTI before rate matching	16344		
RM attribute	160		

6.10.2.4.3.5.1.2 TFCS

TFCS size	9
TFCS	64 kbps RAB = TF0, TF1, TF2, TF3, TF4, TF5, TF6, TF7, TF8

6.10.2.4.3.5.2 Physical channel parameters

SCCPCH	DTX position	Flexible
	Spreading factor	32
	Number of TFCI bits/slot	8
	Number of Pilot bits/slot	0
	Number of data bits/slot	152
	Number of data bits/frame	2280

6.10.2.4.3.6 129.6 kbps RB for MTCH with 80 ms TTI

6.10.2.4.3.6.1 Transport channel parameters

6.10.2.4.3.6.1.1 Transport channel parameters for 128 kbps PS RAB

Higher layer	RAB/signalling RB		RAB
	User of Radio Bearer		MBMS
RLC	Logical channel type		MTCH
	RLC mode		UM
	Payload sizes, bit		648
	Max data rate, bps		129600
	UMD PDU header, bit		8
MAC	MAC header, bit		8
	MAC multiplexing		N/A
Layer 1	TrCH type		FACH
	TB sizes, bit		664
	TFS	TF0, bits	0x664
		TF1, bits	1x664
		TF2, bits	2x664
		TF3, bits	3x664
		TF4, bits	4x664
		TF5, bits	5x664
		TF6, bits	6x664
		TF7, bits	7x664
		TF8, bits	8x664
		TF9, bits	9x664
		TF10, bits	10x664
		TF11, bits	11x664
		TF12, bits	12x664
		TF13, bits	13x664
		TF14, bits	14x664
		TF15, bits	15x664
	TF16, bits	16x664	
	TTI, ms		80
Coding type		TC	
CRC, bit		16	
Max number of bits/TTI before rate matching		32679	
RM attribute		160	

6.10.2.4.3.6.1.2 TFCS

TFCS size	17
TFCS	128 kbps RAB =TF0, TF1, TF2, TF3, TF4, TF5, TF6, TF7, TF8, TF9, TF10, TF11, TF12, TF13, TF14, TF15, TF16

6.10.2.4.3.6.2 Physical channel parameters

SCCPCH	DTX position	Flexible
	Spreading factor	16
	Number of TFCI bits/slot	8
	Number of Pilot bits/slot	0
	Number of data bits/slot	312
	Number of data bits/frame	4680

6.10.2.4.3.7 259.2 kbps RB for MTCH with 40 ms TTI

6.10.2.4.3.7.1 Transport channel parameters

6.10.2.4.3.7.1.1 Transport channel parameters for 256 kbps PS RAB

Higher layer	RAB/signalling RB		RAB
	User of Radio Bearer		MBMS
RLC	Logical channel type		MTCH
	RLC mode		UM
	Payload sizes, bit		648
	Max data rate, bps		259200
	UMD PDU header, bit		8
MAC	MAC header, bit		8
	MAC multiplexing		N/A
Layer 1	TrCH type		FACH
	TB sizes, bit		664
	TFS	TF0, bits	0x664
		TF1, bits	1x664
		TF2, bits	2x664
		TF3, bits	3x664
		TF4, bits	4x664
		TF5, bits	5x664
		TF6, bits	6x664
		TF7, bits	7x664
		TF8, bits	8x664
		TF9, bits	9x664
		TF10, bits	10x664
		TF11, bits	11x664
		TF12, bits	12x664
		TF13, bits	13x664
		TF14, bits	14x664
		TF15, bits	15x664
	TF16, bits	16x664	
	TTI, ms		40
Coding type		TC	
CRC, bit		16	
Max number of bits/TTI before rate matching		32679	
RM attribute		160	

6.10.2.4.3.7.1.2 TFCS

TFCS size	17
TFCS	256 kbps RAB =TF0, TF1, TF2, TF3, TF4, TF5, TF6, TF7, TF8, TF9, TF10, TF11, TF12, TF13, TF14, TF15, TF16

6.10.2.4.3.7.2 Physical channel parameters

SCCPCH	DTX position	Flexible
	Spreading factor	8
	Number of TFCI bits/slot	8
	Number of Pilot bits/slot	0
	Number of data bits/slot	632
	Number of data bits/frame	9480

6.10.2.4.3.8 7.6 kbps signalling RB for MCCH

6.10.2.4.3.8.1 Transport channel parameters

6.10.2.4.3.8.1.1 Transport channel parameters for 7.6 kbps signalling RB for MCCH

Higher layer	RAB/signalling RB		SRB
	User of Radio Bearer		MBMS
RLC	Logical channel type		MCCH
	RLC mode		UM
	Payload sizes, bit		152
	Max data rate, bps		7600
	UMD PDU header, bit		8
MAC	MAC header, bit		-
	MAC multiplexing		N/A
Layer 1	TrCH type		FACH
	TB sizes, bit		160
	TFS	TF0, bits	0x160
		TF1, bits	1x160
	TTI, ms		20
	Coding type		CC 1/3
	CRC, bit		16
	Max number of bits/TTI before rate matching		552
RM attribute		160	

6.10.2.4.3.8.1.2 TFCS

TFCS size	2
TFCS	MBMS SRB =TF0, TF1

6.10.2.4.3.8.2 Physical channel parameters

SCCPCH	DTX position	Flexible
	Spreading factor	256
	Number of TFCI bits/slot	2
	Number of Pilot bits/slot	0
	Number of data bits/slot	18
	Number of data bits/frame	270

6.10.2.4.3.9 Interactive/Background 32 kbps RAB + SRB for PCCH + SRB for CCCH + SRB for DCCH + SRB for BCCH + SRB for MCCH

6.10.2.4.3.9.1 Transport channel parameters

6.10.2.4.3.9.1.1 Transport channel parameters of SRB for Interactive/Background 32 kbps RAB

See clause 6.10.2.4.3.2.1.1

6.10.2.4.3.9.1.2 Transport channel parameters of SRB for PCCH

See clause 6.10.2.4.3.1.1.1

6.10.2.4.3.9.1.3 Transport channel parameters of SRBs for CCCH, SRB for DCCH, and SRB for BCCH

See clause 6.10.2.4.3.2.1.2

6.10.2.4.3.9.1.4 Transport channel parameters of SRBs for MCCH

Higher layer	RAB/signalling RB		SRB
	User of Radio Bearer		MBMS
RLC	Logical channel type		MCCH
	RLC mode		UM
	Payload sizes, bit		152
	Max data rate, bps		7600
	UMD PDU header, bit		8
MAC	MAC header, bit		-
	MAC multiplexing		N/A
Layer 1	TrCH type		FACH
	TB sizes, bit		160
	TFS	TF0, bits	0x160
		TF1, bits	1x160
	TTI, ms		20
	Coding type		CC 1/3
	CRC, bit		16
	Max number of bits/TTI before rate matching		552
	RM attribute		215 to 235

6.10.2.4.3.9.1.4 TFCS

TFCS size	12 or 13 for 240 bits PCH TrBlk size and TF3 not used
TFCS	(SRB for PCCH, SRBs for CCCH/ DCCH/ BCCH, 32 kbps RAB, SRB for MCCH) = (TF0, TF0, TF0, TF0), (TF1, TF0, TF0, TF0), (TF0, TF1, TF0, TF0), (TF1, TF1, TF0, TF0), (TF0, TF2, TF0, TF0), (TF0, TF0, TF1, TF0), (TF0, TF1, TF1, TF0), (TF0, TF0, TF0, TF1), (TF1, TF0, TF0, TF1), (TF0, TF1, TF0, TF1), [TF1, TF1, TF0, TF1] (see note), (TF0, TF2, TF0, TF1), (TF0, TF0, TF1, TF1) for 240 bits PCH TrBlk size and TF3 not used
NOTE:	Some TFC's are available only if SCCPCH can be allocated bigger Tx power than required Tx power for TFC (TF0, TF2, TF0, TF0).

6.10.2.4.3.9.2 Physical channel parameters

SCCPCH	DTX position	Flexible
	Spreading factor	64
	Number of TFCl bits/slot	8
	Number of Pilot bits/slot	0
	Number of data bits/slot	72
	Number of data bits/frame	1080

6.10.2.4.4 Combinations on PRACH

6.10.2.4.4.1 Interactive/Background 32 kbps PS RAB + SRB for CCCH + SRB for DCCH

6.10.2.4.4.1.1 Transport channel parameters

6.10.2.4.4.1.1.1 Transport channel parameter for Interactive/Background 32 kbps PS RAB, SRB for CCCH, SRB for DCCH

Higher layer	RAB/signalling RB	RAB	SRB#0	SRB#1	SRB#2	SRB#3	SRB#4
	User of Radio Bearer	Interactive/ Background RAB	RRC	RRC	RRC	NAS_DT High prio	NAS_DT Low prio
RLC	Logical channel type	DTCH	CCCH	DCCH	DCCH	DCCH	DCCH
	RLC mode	AM	TM	UM	AM	AM	AM
	Payload sizes, bit	320	166/238 (Rel6, see Note)	136	128	128	128

Higher layer	RAB/signalling RB	RAB	SRB#0	SRB#1	SRB#2	SRB#3	SRB#4	
	User of Radio Bearer	Interactive/ Background RAB	RRC	RRC	RRC	NAS_DT High prio	NAS_DT Low prio	
	Max data rate, bps	16 000 (alt. 32 000)	8 300 /11900 Rel 6 (alt.16 600/23800 Rel6, see Note)	6 800 (alt.13 600)	6 400 (alt.12 800)	6 400 (alt.12 800)	6 400 (alt.12 800)	
	AMD/UMD/TrD PDU header, bit	16	0	8	16	16	16	
MAC	MAC header, bit	24	2	24	24	24	24	
	MAC multiplexing	6 logical channel multiplexing						
Layer 1	TrCH type	RACH						
	TB sizes, bit	360	168/240 (Rel6, see Note)	168	168	168	168	
	TFS	TF0, bits	1x168					
		TF1, bits	1x360					
		TF2, bits (Rel 6, see Note)	1x240					
	TTI, ms	20 (alt. 10)						
	Coding type	CC 1/2						
	CRC, bit	16						
	Max number of bits/TTI after channel coding	768	384/528 (Rel 6, see Note)	384	384	384	384	
	Max number of bits/ Radio frame before rate matching	384 (alt. 768)	192/264 Rel 6 (alt. 384/5 28 Rel 6, see Note)	192 (alt. 384)	192 (alt. 384)	192 (alt. 384)	192 (alt. 384)	

6.10.2.4.4.1.1.2 TFCS

TFCS size	2, 3 (in Rel 6 , see Note)
TFCS	32 kbps + SRBs for CCCH/ DCCH = TF0, TF1, TF2 (in Rel 6 , see Note)

6.10.2.4.4.1.2 Physical channel parameters

PRACH	Minimum Spreading factor	64 (alt. 32)
	Max number of data bits/radio frame	600 (alt. 1 200)
	Puncturing Limit	1

NOTE: In Release 6 UEs shall use the TF/TFC as indicated in the IE "Additional Dynamic Transport Format Information for CCCH" and the IE "Additional RACH TFCS for CCCH" for CCCH if available. In this configuration the indicated TF / TFC will be transmitted in these IEs.

6.10.2.4.4.2 Interactive/Background 32 kbps PS RAB + Interactive/Background 32 kbps PS RAB + SRB for CCCH + SRB for DCCH

6.10.2.4.4.2.1 Transport channel parameters

6.10.2.4.4.2.1.1 Transport channel parameters for Interactive/Background 32 kbps PS RAB, Interactive/Background 32 kbps PS RAB, SRB for CCCH, SRB for DCCH

Higher layer	RAB/signalling RB	RAB	RAB	SRB#0	SRB#1	SRB#2	SRB#3	SRB#4
	User of Radio Bearer	Interactive/ Background RAB	Interactive/ Background RAB	RRC	RRC	RRC	NAS_DT High prio	NAS_DT Low prio
RLC	Logical channel type	DTCH	DTCH	CCCH	DCCH	DCCH	DCCH	DCCH

Higher layer	RAB/signalling RB	RAB	RAB	SRB#0	SRB#1	SRB#2	SRB#3	SRB#4	
	User of Radio Bearer	Interactive/Background RAB	Interactive/Background RAB	RRC	RRC	RRC	NAS_DT High prio	NAS_DT Low prio	
	RLC mode	AM	AM	TM	UM	AM	AM	AM	
	Payload sizes, bit	320	320	166/238 (Rel6, see Note)	136	128	128	128	
	Max data rate, bps	16 000 (alt. 32 000)	16 000 (alt. 32 000)	83 000 / 11900 Rel 6 (alt. 16 600/23800 Rel6, see Note)	6 800 (alt. 13 600)	6 400 (alt. 12 800)	6 400 (alt. 12 800)	6 400 (alt. 12 800)	
	AMD/UMD/TrD PDU header, bit	16	16	0	8	16	16	16	
MAC	MAC header, bit	24	24	2	24	24	24	24	
	MAC multiplexing	7 logical channel multiplexing							
Layer 1	TrCH type	RACH							
	TB sizes, bit	360	360	168/240 (Rel6, see Note)	168	168	168	168	
	TFS	TF0, bits	1x168						
		TF1, bits	1x360						
		TF2, bits	1x240						
	TTI, ms	20 (alt. 10)							
	Coding type	CC 1/2							
	CRC, bit	16							
	Max number of bits/TTI after channel coding	768	768	384/528 (Rel 6, see Note)	384	384	384	384	
	Max number of bits/ Radio frame before rate matching	384 (alt. 768)	384 (alt 768)	192/264 (alt. 384/528 Rel 6, see Note)	192 (alt. 384)	192 (alt. 384)	192 (alt. 384)	192 (alt. 384)	

6.10.2.4.4.2.1.2 TFCS

TFCS size	2, 3 (in Rel 6 , see Note)
TFCS	32 kbps RAB+ 32 kbps RAB + SRBs for CCCH/ DCCH = TF0, TF1, TF2 (in Rel 6, see Note)

6.10.2.4.4.2.2 Physical channel parameters

PRACH	Minimum Spreading factor	64 (alt. 32)
	Max number of data bits/radio frame	600 (alt. 1 200)
	Puncturing Limit	1

NOTE: In Release 6 UEs shall use the TF/TFC as indicated in the IE "Additional Dynamic Transport Format Information for CCCH" and the IE "Additional RACH TFCS for CCCH" for CCCH if available. In this configuration the indicated TF / TFC will be transmitted in these IEs.

- 6.10.2.4.4.3 (void)
- 6.10.2.4.4.3.1 (void)
- 6.10.2.4.4.3.1.1 (void)
- 6.10.2.4.4.3.1.1.1 (void)
- 6.10.2.4.4.3.1.1.2 (void)
- 6.10.2.4.4.3.1.2 (void)
- 6.10.2.4.4.3.2 (void)
- 6.10.2.4.4.3.2.1 (void)
- 6.10.2.4.4.3.2.1.1 (void)
- 6.10.2.4.4.3.2.1.1.1 (void)
- 6.10.2.4.4.3.2.1.1.2 (void)
- 6.10.2.4.4.3.2.2 (void)
- 6.10.2.4.4.3.2.2.1 Physical (void)

6.10.2.4.5 Combinations on DPCH and HS-PDSCH

- 6.10.2.4.5.1 Interactive or background / UL:64 DL: [max bit rate depending on UE category] / PS RAB + UL:3.4 DL:3.4 kbps SRBs for DCCH
- 6.10.2.4.5.1.1 Uplink
- See clause 6.10.2.4.1.26.1.
- 6.10.2.4.5.1.2 Downlink
- 6.10.2.4.5.1.2.1 Transport channel parameters
- 6.10.2.4.5.1.2.1.1 Transport channel parameters for HS-DSCH
- 6.10.2.4.5.1.2.1.1.1 MAC-d flow parameters for Interactive or background / DL: [max bit rate depending on UE category] / PS RAB

		Alt 1 Fixed RLC + MAC-hs (Rel-5 and later releases) NOTE 2	Alt 2 Fixed RLC + MAC-ehs (Rel-7 and later releases) NOTE 2	Alt 3 Flexible RLC + MAC-ehs (Rel-7 and later releases) NOTE 2
Higher layer	RAB/Signalling RB	RAB		
RLC	Logical channel type	DTCH		
	RLC mode	AM		
	Payload sizes, bit	320 (alt. 640)	320 (alt. 640)	Flexible up to 12000 (NOTE 3)
	Max data rate, bps	depends on UE category NOTE 1		
	AMD PDU header, bit	16	16	16
MAC	MAC-d header, bit	0	0	0
	MAC multiplexing	N/A	N/A	N/A
	MAC-d PDU size, bit	336 (alt. 656)	336 (alt. 656)	Flexible
	MAC-hs Type	MAC-hs	MAC-ehs	MAC-ehs
	MAC-hs/MAC-ehs header fixed part, bit	21	24	24
Layer 1	TrCH type	HS-DSCH	HS-DSCH	HS-DSCH
	TTI	2 ms	2 ms	2 ms
	Coding type	TC	TC	TC

	CRC, bit	24	24	24
	Applicable modulation schemes	QPSK, 16QAM	QPSK, 16QAM, 64QAM	QPSK, 16QAM, 64QAM
	Applicable with MIMO	No	Yes	Yes
	Applicable with Dual-Cell HSDPA	No	Yes	Yes
NOTE 1: The peak throughput may be limited by the maximum number of MAC-d PDUs that can be included in a single MAC-hs or MAC-ehs PDU (see 3GPP TS 25.321 [38]).				
NOTE 2: Alternative 1 with Fixed RLC + MAC-hs is the default configuration. For test cases that use alternatives 2 (Fixed RLC + MAC-ehs) or 3 (Flexible RLC + MAC-ehs) then this shall be explicitly stated in the test case.				
NOTE 3: The Maximum RLC payload size for Flexible RLC is 12024 bits (1503 octets, ref: TS 25.322 clause 9.2.2.9). The maximum SDU size above PDCP layer is limited to 12000 bits (1500 octets limit in QoS parameter "Max SDU size", ref: TS 24.008 clause 10.5.6.5). As no PDCP header is used in this radio bearer configuration then the RLC payload size has been limited to 12000 bits.				

6.10.2.4.5.1.2.1.2 Transport channel parameters for DCH

6.10.2.4.5.1.2.1.2.1 Transport channel parameters for UL:3.4 DL: 3.4 kbps SRBs for DCCH

See clause 6.10.2.4.1.2.2.1.1.

6.10.2.4.5.1.2.1.2.2 TFCS

See clause 6.10.2.4.1.2.2.1.2.

6.10.2.4.5.1.2.2 Physical channel parameters

6.10.2.4.5.1.2.2.1 Physical channel parameters on DPCH

See clause 6.10.2.4.1.2.2.2.

6.10.2.4.5.1.2.2.2 Physical channel parameters on HS-PDSCH

Note that each alternative configuration in physical channel parameters is stand-alone and can be associated with any of the RAB alternatives in the transport channel parameters.

UE HS-DSCH Physical Layer category 1 (Rel-5 and later releases; QPSK or 16QAM):

HS-PDSCH	Number of processes	2, (alt. 8)
	Process memory size	Split equally among all processes
	Max Data Rate	1.2 Mbps, (alt. 400 kbps)

UE HS-DSCH Physical Layer category 2 (Rel-5 and later releases; QPSK or 16QAM):

HS-PDSCH	Number of processes	2, (alt. 8)
	Process memory size	Split equally among all processes
	Max Data Rate	1.2 Mbps, (alt. 600 kbps)]

UE HS-DSCH Physical Layer category 3 (Rel-5 and later releases; QPSK or 16QAM):

HS-PDSCH	Number of processes	3, (alt. 8)
	Process memory size	Split equally among all processes
	Max Data Rate	1.8 Mbps, (alt. 900 kbps)

UE HS-DSCH Physical Layer category 4 (Rel-5 and later releases; QPSK or 16QAM):

HS-PDSCH	Number of processes	3, (alt. 8)
	Process memory size	Split equally among all processes
	Max Data Rate	1.8 Mbps, (alt. 1.2 Mbps)

UE HS-DSCH Physical Layer category 5 (Rel-5 and later releases; QPSK or 16QAM):

HS-PDSCH	Number of processes	6, (alt. 8)
	Process memory size	Split equally among all processes
	Max Data Rate	3.65 Mbps, (alt. 3.6 Mbps)

UE HS-DSCH Physical Layer category 6 (Rel-5 and later releases; QPSK or 16QAM):

HS-PDSCH	Number of processes	6, (alt. 8)
	Process memory size	Split equally among all processes
	Max Data Rate	3.65 Mbps, (alt. 3.65 Mbps)

UE HS-DSCH Physical Layer category 7 (Rel-5 and later releases; QPSK or 16QAM):

HS-PDSCH	Number of processes	6, (alt. 8)
	Process memory size	Split equally among all processes
	Max Data Rate	7.2 Mbps, (alt. 7.2 Mbps)

UE HS-DSCH Physical Layer category 8 (Rel-5 and later releases; QPSK or 16QAM):

HS-PDSCH	Number of processes	6, (alt. 8)
	Process memory size	Split equally among all processes
	Max Data Rate	7.2 Mbps, (alt. 7.2 Mbps)

UE HS-DSCH Physical Layer category 9 (Rel-5 and later releases; QPSK or 16QAM):

HS-PDSCH	Number of processes	6, (alt. 8)
	Process memory size	Split equally among all processes
	Max Data Rate	10.1 Mbps, (alt. 10.1 Mbps)

UE HS-DSCH Physical Layer category 10 (Rel-5 and later releases; QPSK or 16QAM):

HS-PDSCH	Number of processes	6, (alt. 8)
	Process memory size	Split equally among all processes
	Max Data Rate	14.0 Mbps, (alt. 10.8 Mbps)

UE HS-DSCH Physical Layer category 11 (Rel-5 and later releases; QPSK):

HS-PDSCH	Number of processes	3, (alt. 8)
	Process memory size	Split equally among all processes
	Max Data Rate	900 kbps, (alt. 450 kbps)

UE HS-DSCH Physical Layer category 12 (Rel-5 and later releases; QPSK):

HS-PDSCH	Number of processes	6, (alt. 8)
	Process memory size	Split equally among all processes
	Max Data Rate	1.8 Mbps, (alt. 1.8 Mbps)

UE HS-DSCH Physical Layer category 13 (Rel-7 and later releases; QPSK, 16QAM or 64QAM):

HS-PDSCH	Number of processes	6, (alt. 8)
	Process memory size	Split equally among all processes
	Max Data Rate	17.6 Mbps, (alt. 16.2 Mbps)

UE HS-DSCH Physical Layer category 14 (Rel-7 and later releases; QPSK, 16QAM or 64QAM):

HS-PDSCH	Number of processes	6, (alt. 8)
	Process memory size	Split equally among all processes
	Max Data Rate	21.1 Mbps, (alt. 16.2 Mbps)

UE HS-DSCH Physical Layer category 15 (Rel-7 and later releases; QPSK or 16QAM):

HS-PDSCH	Number of processes	6, (alt. 8)
	Process memory size	Split equally among all processes
	Max Data Rate	11.7 Mbps, (alt. 11.7Mbps)

UE HS-DSCH Physical Layer category 15 (Rel-7 and later releases; MIMO + QPSK or 16QAM):

HS-PDSCH	Number of processes	12, (alt. 16)
	Process memory size	Split equally among all processes
	Max Data Rate	23.4 Mbps, (alt. 21.6 Mbps)

UE HS-DSCH Physical Layer category 16 (Rel-7 and later releases; QPSK or 16QAM):

HS-PDSCH	Number of processes	6, (alt. 8)
	Process memory size	Split equally among all processes
	Max Data Rate	14.0 Mbps, (alt. 14.0 Mbps)

UE HS-DSCH Physical Layer category 16 (Rel-7 and later releases; MIMO + QPSK or 16QAM):

HS-PDSCH	Number of processes	12, (alt. 16)
	Process memory size	Split equally among all processes
	Max Data Rate	28,0 Mbps, (alt. 21.6 Mbps)

UE HS-DSCH Physical Layer category 17 (Rel-7 and later releases; QPSK, 16QAM or 64QAM):

HS-PDSCH	Number of processes	6, (alt. 8)
	Process memory size	Split equally among all processes
	Max Data Rate	17.6 Mbps, (alt. 16.2 Mbps)

UE HS-DSCH Physical Layer category 17 (Rel-7 and later releases; MIMO + QPSK or 16QAM):

HS-PDSCH	Number of processes	12, (alt. 16)
	Process memory size	Split equally among all processes
	Max Data Rate	23,4 Mbps, (alt. 21.6 Mbps)

UE HS-DSCH Physical Layer category 18 (Rel-7 and later releases; QPSK, 16QAM or 64QAM):

HS-PDSCH	Number of processes	6, (alt. 8)
	Process memory size	Split equally among all processes
	Max Data Rate	21.1 Mbps, (alt. 16.2 Mbps)

UE HS-DSCH Physical Layer category 18 (Rel-7 and later releases; MIMO + QPSK or 16QAM):

HS-PDSCH	Number of processes	12, (alt. 16)
	Process memory size	Split equally among all processes
	Max Data Rate	28.0 Mbps, (alt. 21.6 Mbps)

UE HS-DSCH Physical Layer category 19 (Rel-8 and later releases; MIMO + QPSK, 16QAM or 64QAM):

HS-PDSCH	Number of processes	12, (alt. 16)
	Process memory size	Split equally among all processes
	Max Data Rate	35.3 Mbps, (alt. 32.4 Mbps)

UE HS-DSCH Physical Layer category 20 (Rel-8 and later releases; MIMO + QPSK, 16QAM or 64QAM):

HS-PDSCH	Number of processes	12, (alt. 16)
	Process memory size	Split equally among all processes

	Max Data Rate	42.2 Mbps, (alt. 32.4 Mbps)
--	---------------	-----------------------------

UE HS-DSCH Physical Layer category 21 (Rel-8 and later releases; Dual-Cell + QPSK or 16QAM):

HS-PDSCH	Number of processes	6, (alt. 8)
	Process memory size	Split equally among all processes
	Max Data Rate	23.4 Mbps, (alt. 21.6 Mbps)

UE HS-DSCH Physical Layer category 22 (Rel-8 and later releases; Dual-Cell + QPSK or 16QAM):

HS-PDSCH	Number of processes	6, (alt. 8)
	Process memory size	Split equally among all processes
	Max Data Rate	28.0 Mbps, (alt. 21.6 Mbps)

UE HS-DSCH Physical Layer category 23 (Rel-8 and later releases; Dual-Cell + QPSK, 16QAM or 64QAM):

HS-PDSCH	Number of processes	6, (alt. 8)
	Process memory size	Split equally among all processes
	Max Data Rate	35.3 Mbps, (alt. 32.4 Mbps)

UE HS-DSCH Physical Layer category 24 (Rel-8 and later releases; Dual-Cell + QPSK, 16QAM or 64QAM):

HS-PDSCH	Number of processes	6, (alt. 8)
	Process memory size	Split equally among all processes
	Max Data Rate	42.2 Mbps, (alt. 32.4 Mbps)

UE HS-DSCH Physical Layer category 25 (Rel-9 and later releases; Dual-Cell + MIMO + QPSK or 16QAM):

HS-PDSCH	Number of processes	12, (alt. 16)
	Process memory size	Split equally among all processes
	Max Data Rate	46.7 Mbps, (alt. 43.2 Mbps)

UE HS-DSCH Physical Layer category 26 (Rel-9 and later releases; Dual-Cell + MIMO + QPSK or 16QAM):

HS-PDSCH	Number of processes	12, (alt. 16)
	Process memory size	Split equally among all processes
	Max Data Rate	55.9 Mbps, (alt. 43.2 Mbps)

UE HS-DSCH Physical Layer category 27 (Rel-9 and later releases; Dual-Cell + MIMO + QPSK, 16QAM or 64QAM):

HS-PDSCH	Number of processes	12, (alt. 16)
	Process memory size	Split equally among all processes
	Max Data Rate	70.6 Mbps, (alt. 64.8 Mbps)

UE HS-DSCH Physical Layer category 28 (Rel-9 and later releases; Dual-Cell + MIMO + QPSK, 16QAM or 64QAM):

HS-PDSCH	Number of processes	12, (alt. 16)
	Process memory size	Split equally among all processes
	Max Data Rate	84.4 Mbps, (alt. 64.8 Mbps)

6.10.2.4.5.1a Interactive or background / UL:128 DL: [max bit rate depending on UE category] / PS RAB + UL:3.4 DL:3.4 kbps SRBs for DCCH

6.10.2.4.5.1a.1 Uplink

See clause 6.10.2.4.1.28.1.

- 6.10.2.4.5.1a.2 Downlink
- 6.10.2.4.5.1a.2.1 Transport channel parameters
- 6.10.2.4.5.1a.2.1.1 Transport channel parameters for HS-DSCH
- 6.10.2.4.5.1a.2.1.1.1 MAC-d flow parameters for Interactive or background / DL: [max bit rate depending on UE category] / PS RAB
- See clause 6.10.2.4.5.1.2.1.1.1.
- 6.10.2.4.5.1a.2.1.2 Transport channel parameters for DCH
- 6.10.2.4.5.1a.2.1.2.1 Transport channel parameters for DL: 3.4 kbps SRBs for DCCH
- See clause 6.10.2.4.1.2.2.1.1.
- 6.10.2.4.5.1a.2.1.2.2 TFCS
- See clause 6.10.2.4.1.2.2.1.2.
- 6.10.2.4.5.1a.2.2 Physical channel parameters
- 6.10.2.4.5.1a.2.2.1 Physical channel parameters on DPCH
- See clause 6.10.2.4.1.2.2.2.
- 6.10.2.4.5.1a.2.2.2 Physical channel parameters on HS-PDSCH
- See clause 6.10.2.4.5.1.2.2.2.
- 6.10.2.4.5.2 Interactive or background / UL:384 DL: [max bit rate depending on UE category] / PS RAB + UL:3.4 DL:3.4 kbps SRBs for DCCH
- 6.10.2.4.5.2.1 Uplink
- See clause 6.10.2.4.1.34.1.
- 6.10.2.4.5.2.2 Downlink
- 6.10.2.4.5.2.2.1 Transport channel parameters
- 6.10.2.4.5.2.2.1.1 Transport channel parameters for HS-DSCH
- 6.10.2.4.5.2.2.1.1.1 MAC-d flow parameters for Interactive or background / DL: [max bit rate depending on UE category] / PS RAB
- See clause 6.10.2.4.5.1.2.1.1.1.
- 6.10.2.4.5.2.2.1.2 Transport channel parameters for DCH
- 6.10.2.4.5.2.2.1.2.1 Transport channel parameters for DL: 3.4 kbps SRBs for DCCH
- See clause 6.10.2.4.1.2.2.1.1.
- 6.10.2.4.5.2.2.1.2.2 TFCS
- See clause 6.10.2.4.1.2.2.1.2.
- 6.10.2.4.5.2.2.2 Physical channel parameters
- 6.10.2.4.5.2.2.2.1 Physical channel parameters on DPCH
- See clause 6.10.2.4.1.2.2.2.
- 6.10.2.4.5.2.2.2.2 Physical channel parameters on HS-PDSCH
- See clause 6.10.2.4.5.1.2.2.2.

6.10.2.4.5.3 Conversational / speech / UL:12.2 DL:12.2 kbps / CS RAB + Interactive or background / UL:384 DL:[Bit rate depending on the UE category] / PS RAB + UL:3.4 DL:3.4 kbps SRBs for DCCH

6.10.2.4.5.3.1 Uplink

6.10.2.4.5.3.1.1 Transport channel parameters

6.10.2.4.5.3.1.1.1 Transport channel parameters for Conversational / speech / UL:12.2 kbps / CS RAB

See clause 6.10.2.4.1.4.1.1.1.

6.10.2.4.5.3.1.1.2 Transport channel parameters for Interactive or background / UL:384 kbps / PS RAB

See clause 6.10.2.4.1.34.1.1.1.

6.10.2.4.5.3.1.1.3 Transport channel parameters for UL:3.4 kbps SRBs for DCCH

See clause 6.10.2.4.1.2.1.1.1.

6.10.2.4.5.3.1.1.4 TFCS

TFCS size	54 (alt. 36)
TFCS	(RAB subflow#1, RAB subflow#2, RAB subflow#3, 384 kbps RAB , DCCH)= (TF0, TF0, TF0, TF0, TF0), (TF1, TF0, TF0, TF0, TF0), (TF2, TF1, TF1, TF0, TF0), (TF0, TF0, TF0, TF1, TF0), (TF1, TF0, TF0, TF1, TF0), (TF2, TF1, TF1, TF1, TF0), (TF0, TF0, TF0, TF2, TF0), (TF1, TF0, TF0, TF2, TF0), (TF2, TF1, TF1, TF2, TF0), (TF0, TF0, TF0, TF3, TF0), (TF1, TF0, TF0, TF3, TF0), (TF2, TF1, TF1, TF3, TF0), (TF0, TF0, TF0, TF4, TF0), (TF1, TF0, TF0, TF4, TF0), (TF2, TF1, TF1, TF4, TF0), (TF0, TF0, TF0, TF5, TF0), (TF1, TF0, TF0, TF5, TF0), (TF2, TF1, TF1, TF5, TF0), (TF0, TF0, TF0, TF6, TF0), (TF1, TF0, TF0, TF6, TF0), (TF2, TF1, TF1, TF6, TF0), (TF0, TF0, TF0, TF7, TF0), (TF1, TF0, TF0, TF7, TF0), (TF2, TF1, TF1, TF7, TF0), (TF0, TF0, TF0, TF8, TF0), (TF1, TF0, TF0, TF8, TF0), (TF2, TF1, TF1, TF8, TF0), (TF0, TF0, TF0, TF1, TF1), (TF1, TF0, TF0, TF0, TF1), (TF2, TF1, TF1, TF1, TF1), (TF0, TF0, TF0, TF1, TF1), (TF1, TF0, TF0, TF1, TF1), (TF2, TF1, TF1, TF1, TF1), (TF0, TF0, TF0, TF2, TF1), (TF1, TF0, TF0, TF2, TF1), (TF2, TF1, TF1, TF2, TF1), (TF0, TF0, TF0, TF3, TF1), (TF1, TF0, TF0, TF3, TF1), (TF2, TF1, TF1, TF3, TF1), (TF0, TF0, TF0, TF4, TF1), (TF1, TF0, TF0, TF4, TF1), (TF2, TF1, TF1, TF4, TF1), (TF0, TF0, TF0, TF5, TF1), (TF1, TF0, TF0, TF5, TF1), (TF2, TF1, TF1, TF5, TF1), (TF0, TF0, TF0, TF6, TF1), (TF1, TF0, TF0, TF6, TF1), (TF2, TF1, TF1, TF6, TF1), (TF0, TF0, TF0, TF7, TF1), (TF1, TF0, TF0, TF7, TF1), (TF2, TF1, TF1, TF7, TF1), (TF0, TF0, TF0, TF8, TF1), (TF1, TF0, TF0, TF8, TF1), (TF2, TF1, TF1, TF8, TF1) (alt. (TF0, TF0, TF0, TF0, TF0), (TF1, TF0, TF0, TF0, TF0), (TF2, TF1, TF1, TF0, TF0), (TF0, TF0, TF0, TF1, TF0), (TF1, TF0, TF0, TF1, TF0), (TF2, TF1, TF1, TF1, TF0), (TF0, TF0, TF0, TF2, TF0), (TF1, TF0, TF0, TF2, TF0), (TF2, TF1, TF1, TF2, TF0), (TF0, TF0, TF0, TF3, TF0), (TF1, TF0, TF0, TF3, TF0), (TF2, TF1, TF1, TF3, TF0), (TF0, TF0, TF0, TF4, TF0), (TF1, TF0, TF0, TF4, TF0), (TF2, TF1, TF1, TF4, TF0), (TF0, TF0, TF0, TF5, TF0), (TF1, TF0, TF0, TF5, TF0), (TF2, TF1, TF1, TF5, TF0), (TF0, TF0, TF0, TF0, TF1), (TF1, TF0, TF0, TF0, TF1), (TF2, TF1, TF1, TF0, TF1), (TF0, TF0, TF0, TF1, TF1), (TF1, TF0, TF0, TF1, TF1), (TF2, TF1, TF1, TF1, TF1), (TF0, TF0, TF0, TF2, TF1), (TF1, TF0, TF0, TF2, TF1), (TF2, TF1, TF1, TF2, TF1), (TF0, TF0, TF0, TF3, TF1), (TF1, TF0, TF0, TF3, TF1), (TF2, TF1, TF1, TF3, TF1), (TF0, TF0, TF0, TF4, TF1), (TF1, TF0, TF0, TF4, TF1), (TF2, TF1, TF1, TF4, TF1), (TF0, TF0, TF0, TF5, TF1), (TF1, TF0, TF0, TF5, TF1), (TF2, TF1, TF1, TF5, TF1))

6.10.2.4.5.3.1.2 Physical channel parameters

DPCH Uplink	Min spreading factor	4
	Max number of DPDCH data bits/radio frame	9 600
	Number of DPDCH	1
	Puncturing Limit	0.60

6.10.2.4.5.3.2 Downlink

6.10.2.4.5.3.2.1 Transport channel parameters

6.10.2.4.5.3.2.1.1 Transport channel parameters for HS-DSCH

See clause 6.10.2.4.5.1.2.1.1.1.

6.10.2.4.5.3.2.1.2 Transport channel parameters for DCH

6.10.2.4.5.3.2.1.2.1 Transport channel parameters for Conversational / speech / DL:12.2 kbps / CS RAB

See clause 6.10.2.4.1.4.2.1.1.

6.10.2.4.5.3.2.1.2.2 Transport channel parameters for UL:3.4 DL: 3.4 kbps SRBs for DCCH

See clause 6.10.2.4.1.2.2.1.1.

6.10.2.4.5.3.2.1.2.3 TFCS

See clause 6.10.2.4.1.4.2.1.3.

6.10.2.4.5.3.2.2 Physical channel parameters

6.10.2.4.5.3.2.2.1 Physical channel parameters on DPCH

See clause 6.10.2.4.1.4.2.2.

6.10.2.4.5.3.2.2.2 Physical channel parameters on HS-PDSCH

See clause 6.10.2.4.5.1.2.2.2.

6.10.2.4.5.3a Conversational / speech / UL:12.2 DL:12.2 kbps / CS RAB + Interactive or background / UL:64 DL:[Bit rate depending on the UE category] / PS RAB + UL:3.4 DL:3.4 kbps SRBs for DCCH

6.10.2.4.5.3a.1 Uplink

See clause 6.10.2.4.1.40.1.

6.10.2.4.5.3a.2 Downlink

6.10.2.4.5.3a.2.1 Transport channel parameters

6.10.2.4.5.3a.2.1.1 Transport channel parameters for HS-DSCH

See clause 6.10.2.4.5.1.2.1.1.

6.10.2.4.5.3a.2.1.2 Transport channel parameters for DCH

6.10.2.4.5.3a.2.1.2.1 Transport channel parameters for Conversational / speech / DL:12.2 kbps / CS RAB

See clause 6.10.2.4.1.4.2.1.1.

6.10.2.4.5.3a.2.1.2.2 Transport channel parameters for DL: 3.4 kbps SRBs for DCCH

See clause 6.10.2.4.1.2.2.1.1.

6.10.2.4.5.3a.2.1.2.3 TFCS

See clause 6.10.2.4.1.4.2.1.3.

6.10.2.4.5.3a.2.2 Physical channel parameters

6.10.2.4.5.3a.2.2.1 Physical channel parameters on DPCH

See clause 6.10.2.4.1.4.2.2.

6.10.2.4.5.3a.2.2.2 Physical channel parameters on HS-PDSCH

See clause 6.10.2.4.5.1.2.2.2.

6.10.2.4.5.4 Conversational / unknown / UL:64 DL:64 kbps / CS RAB + Interactive or background / UL:384 DL:[Bit rate depending on the UE category] / PS RAB + UL:3.4 DL:3.4 kbps SRBs for DCCH

6.10.2.4.5.4.1 Uplink

6.10.2.4.5.4.1.1 Transport channel parameters

6.10.2.4.5.4.1.1.1 Transport channel parameters for Conversational / unknown / UL:64 kbps / CS RAB

See clause 6.10.2.4.1.13.1.1.1.

6.10.2.4.5.4.1.1.2 Transport channel parameters for Interactive or background / UL:384 kbps / PS RAB

See clause 6.10.2.4.1.34.1.1.1.

6.10.2.4.5.4.1.1.3 Transport channel parameters for UL:3.4 kbps SRBs for DCCH

See clause 6.10.2.4.1.2.1.1.1.

6.10.2.4.5.4.1.1.4 TFCS

TFCS size	36 (alt. 24)
TFCS	(64 kbps RAB, 384 kbps RAB , DCCH)= (TF0, TF0, TF0), (TF1, TF0, TF0), (TF0, TF1, TF0), (TF1, TF1, TF0), (TF0, TF2, TF0), (TF1, TF2, TF0), (TF0, TF3, TF0), (TF1, TF3, TF0), (TF0, TF4, TF0), (TF1, TF4, TF0), (TF0, TF5, TF0), (TF1, TF5, TF0), (TF0, TF6, TF0), (TF1, TF6, TF0), (TF0, TF7, TF0), (TF1, TF7, TF0), (TF0, TF8, TF0), (TF1, TF8, TF0), (TF0, TF0, TF1), (TF1, TF0, TF1), (TF0, TF1, TF1), (TF1, TF1, TF1), (TF0, TF2, TF1), (TF1, TF2, TF1), (TF0, TF3, TF1), (TF1, TF3, TF1), (TF0, TF4, TF1), (TF1, TF4, TF1), (TF0, TF5, TF1), (TF1, TF5, TF1), (TF0, TF6, TF1), (TF1, TF6, TF1), (TF0, TF7, TF1), (TF1, TF7, TF1), (TF0, TF8, TF1), (TF1, TF8, TF1) (alt. (TF0, TF0, TF0), (TF1, TF0, TF0), (TF0, TF1, TF0), (TF1, TF1, TF0), (TF0, TF2, TF0), (TF1, TF2, TF0), (TF0, TF3, TF0), (TF1, TF3, TF0), (TF0, TF4, TF0), (TF1, TF4, TF0), (TF0, TF5, TF0), (TF1, TF5, TF0), (TF0, TF0, TF1), (TF1, TF0, TF1), (TF0, TF1, TF1), (TF1, TF1, TF1), (TF0, TF2, TF1), (TF1, TF2, TF1), (TF0, TF3, TF1), (TF1, TF3, TF1), (TF0, TF4, TF1), (TF1, TF4, TF1), (TF0, TF5, TF1), (TF1, TF5, TF1))

6.10.2.4.5.4.1.2 Physical channel parameters

DPCH Uplink	Min spreading factor	4
	Max number of DPDCH data bits/radio frame	9 600
	Number of DPDCH	1
	Puncturing Limit	0.52

6.10.2.4.5.4.2 Downlink

6.10.2.4.5.4.2.1 Transport channel parameters

6.10.2.4.5.4.2.1.1 Transport channel parameters for HS-DSCH

See clause 6.10.2.4.5.1.2.1.1.1.

6.10.2.4.5.4.2.1.2 Transport channel parameters for DCH

6.10.2.4.5.4.2.1.2.1 Transport channel parameters for Conversational / unknown / DL:64 kbps / CS RAB

See clause 6.10.2.4.1.13.2.1.1.

6.10.2.4.5.4.2.1.2.2 Transport channel parameters for UL:3.4 DL: 3.4 kbps SRBs for DCCH

See clause 6.10.2.4.1.2.2.1.1.

6.10.2.4.5.4.2.1.2.3 TFCS

See clause 6.10.2.4.1.13.2.1.3.

6.10.2.4.5.4.2.2 Physical channel parameters

6.10.2.4.5.4.2.2.1 Physical channel parameters on DPCH

See clause 6.10.2.4.1.13.2.2.

6.10.2.4.5.4.2.2.2 Physical channel parameters on HS-PDSCH

See clause 6.10.2.4.5.1.2.2.2.

6.10.2.4.5.4a Conversational / unknown / UL:64 DL:64 kbps / CS RAB + Interactive or background / UL:64 DL:[Bit rate depending on the UE category] / PS RAB + UL:3.4 DL:3.4 kbps SRBs for DCCH

6.10.2.4.5.4a.1 Uplink

See clause 6.10.2.4.1.51.1.

6.10.2.4.5.4a.2 Downlink

6.10.2.4.5.4a.2.1 Transport channel parameters

6.10.2.4.5.4a.2.1.1 Transport channel parameters for HS-DSCH

See clause 6.10.2.4.5.1.2.1.1.

6.10.2.4.5.4a.2.1.2 Transport channel parameters for DCH

6.10.2.4.5.4a.2.1.2.1 Transport channel parameters for Conversational / unknown / DL:64 kbps / CS RAB

See clause 6.10.2.4.1.13.2.1.1.

6.10.2.4.5.4a.2.1.2.2 Transport channel parameters for DL: 3.4 kbps SRBs for DCCH

See clause 6.10.2.4.1.2.2.1.1.

6.10.2.4.5.4a.2.1.2.3 TFCS

See clause 6.10.2.4.1.13.2.1.3.

6.10.2.4.5.4a.2.2 Physical channel parameters

6.10.2.4.5.4a.2.2.1 Physical channel parameters on DPCH

See clause 6.10.2.4.1.13.2.2.

6.10.2.4.5.4a.2.2.2 Physical channel parameters on HS-PDSCH

See clause 6.10.2.4.5.1.2.2.2.

6.10.2.4.5.5 Interactive or background / UL:384 DL:[Bit rate depending on the UE category] / PS RAB + Interactive or background / UL:384 DL:[Bit rate depending on the UE category] / PS RAB + UL:3.4 DL:3.4 kbps SRBs for DCCH
6.10.2.4.5.5.1 Uplink

6.10.2.4.5.5.1.1 Transport channel parameters

6.10.2.4.5.5.1.1.1 Transport channel parameters for Interactive or background / UL:384 kbps / PS RAB + UL:384 kbps / PS RAB

Higher layer	RAB/Signalling RB	RAB	RAB
RLC	Logical channel type	DTCH	DTCH
	RLC mode	AM	AM
	Payload sizes, bit	320	320
	Max data rate, bps	384 000	384 000
	AMD PDU header, bit	16	16
MAC	MAC header, bit	4	4

	MAC multiplexing	2 logical channel multiplexing	
Layer 1	TrCH type	DCH	
	TB sizes, bit	340	
	TFS	TF0, bits	0x340
		TF1, bits	1x340
		TF2, bits	2x340
		TF3, bits	4x340
		TF4, bits	8x340
		TF5, bits	12x340
	TTI, ms	10	
	Coding type	TC	
CRC, bit	16		
	Max number of bits/TTI after channel coding	12 828	
	Uplink: Max number of bits/radio frame before rate matching	12 828	
	RM attribute	110-180	

6.10.2.4.5.5.1.1.2 Transport channel parameters for UL:3.4 kbps SRBs for DCCH

See clause 6.10.2.4.1.2.1.1.1.

6.10.2.4.5.5.1.1.3 TFCS

TFCS size	12
TFCS	(384 kbps RAB + 384 kbps RAB, DCCH)= (TF0, TF0), (TF1, TF0), (TF2, TF0), (TF3, TF0), (TF4, TF0), (TF5, TF0), (TF0, TF1), (TF1, TF1), (TF2, TF1), (TF3, TF1), (TF4, TF1), (TF5, TF1)

6.10.2.4.5.5.1.2 Physical channel parameters

DPCH Uplink	Min spreading factor	4
	Max number of DPDCH data bits/radio frame	9 600
	Number of DPDCH	1
	Puncturing Limit	0.64

6.10.2.4.5.5.2 Downlink

6.10.2.4.5.5.2.1 Transport channel parameters

6.10.2.4.5.5.2.1.1 Transport channel parameters for HS-DSCH

6.10.2.4.5.5.2.1.1.1 MAC-d flow parameters for Interactive or background / DL: [max bit rate depending on UE category] / PS RAB

See clause 6.10.2.4.5.1.2.1.1.1.

6.10.2.4.5.5.2.1.1.2 MAC-d flow parameters for Interactive or background / DL: [max bit rate depending on UE category] / PS RAB

See clause 6.10.2.4.5.1.2.1.1.1.

6.10.2.4.5.5.2.1.2 Transport channel parameters for DCH

6.10.2.4.5.5.2.1.2.1 Transport channel parameters for UL:3.4 DL: 3.4 kbps SRBs for DCCH

See clause 6.10.2.4.1.2.2.1.1.

6.10.2.4.5.5.2.1.2.2 TFCS

See clause 6.10.2.4.1.2.2.1.2.

6.10.2.4.5.5.2.2 Physical channel parameters

6.10.2.4.5.5.2.2.1 Physical channel parameters on DPCH

See clause 6.10.2.4.1.2.2.2.

6.10.2.4.5.5.2.2.2 Physical channel parameters on HS-PDSCH

See clause 6.10.2.4.5.1.2.2.2.

6.10.2.4.5.5a Interactive or background / UL:64 DL:[Bit rate depending on the UE category] / PS RAB + Interactive or background / UL:64 DL:[Bit rate depending on the UE category] / PS RAB + UL:3.4 DL:3.4 kbps SRBs for DCCH

6.10.2.4.5.5a.1 Uplink

See clause 6.10.2.4.1.57.1.

6.10.2.4.5.5a.2 Downlink

6.10.2.4.5.5a.2.1 Transport channel parameters

6.10.2.4.5.5a.2.1.1 Transport channel parameters for HS-DSCH

6.10.2.4.5.5a.2.1.1.1 MAC-d flow parameters for Interactive or background / DL: [max bit rate depending on UE category] / PS RAB

See clause 6.10.2.4.5.1.2.1.1.1.

6.10.2.4.5.5a.2.1.1.2 MAC-d flow parameters for Interactive or background / DL: [max bit rate depending on UE category] / PS RAB

See clause 6.10.2.4.5.1.2.1.1.1.

6.10.2.4.5.5a.2.1.2 Transport channel parameters for DCH

6.10.2.4.5.5a.2.1.2.1 Transport channel parameters for DL: 3.4 kbps SRBs for DCCH

See clause 6.10.2.4.1.2.2.1.1.

6.10.2.4.5.5a.2.1.2.2 TFCS

See clause 6.10.2.4.1.2.2.1.2.

6.10.2.4.5.5a.2.2 Physical channel parameters

6.10.2.4.5.5a.2.2.1 Physical channel parameters on DPCH

See clause 6.10.2.4.1.2.2.2.

6.10.2.4.5.5a.2.2.2 Physical channel parameters on HS-PDSCH

See clause 6.10.2.4.5.1.2.2.2.

6.10.2.4.5.6 Streaming / unknown / UL:128 DL: [guaranteed 128, max bit rate depending on UE category] kbps / PS RAB + Interactive or background / UL:128 DL: [max bit rate depending on UE category] / PS RAB + UL:3.4 DL:3.4 kbps SRBs for DCCH

6.10.2.4.5.6.1 Uplink

6.10.2.4.5.6.1.1 Transport channel parameters

6.10.2.4.5.6.1.1.1 Transport channel parameters for Streaming / unknown / UL:128 kbps / PS RAB

Higher Layer	RAB/Signalling RB	RAB	
RLC	Logical channel type	DTCH	
	RLC mode	AM	
	Payload sizes, bit	640	
	Max data rate, bps	128000	
	AM PDU header, bit	16	
MAC	MAC header, bit	0	
	MAC multiplexing	N/A	
Layer 1	TrCH type	DCH	
	TB sizes, bit	656	
	TFS	TF0, bits	0x656
		TF1, bits	1x656
		TF2, bits	2x656
		TF3, bits	4x656
	TTI, ms	20	
	Coding type	TC	
	CRC, bit	16	
	Max number of bits/TTI after channel coding	8076	
	Uplink: Max number of bits/radio frame before rate matching	4038	
RM attribute	125-165		

6.10.2.4.1.6.1.1.2 Transport channel parameters for Interactive or background / UL:128 kbps / PS RAB

See clause 6.10.2.4.1.28.1.1.1.

6.10.2.4.1.6.1.1.3 Transport channel parameters for UL:3.4 kbps SRBs for DCCH

See clause 6.10.2.4.1.2.1.1.1.

6.10.2.4.1.6.1.1.4 TFCS

TFCS size	40
TFCS	(128 kbps RAB, 128 kbps RAB, DCCH)= (TF0, TF0, TF0), (TF1, TF0, TF0), (TF2, TF0, TF0), (TF3, TF0, TF0), (TF0, TF1, TF0), (TF1, TF1, TF0), (TF2, TF1, TF0), (TF3, TF1, TF0), (TF0, TF2, TF0), (TF1, TF2, TF0), (TF2, TF2, TF0), (TF3, TF2, TF0), (TF0, TF3, TF0), (TF1, TF3, TF0), (TF2, TF3, TF0), (TF3, TF3, TF0), (TF0, TF4, TF0), (TF1, TF4, TF0), (TF2, TF4, TF0), (TF3, TF4, TF0), (TF0, TF0, TF1), (TF1, TF0, TF1), (TF2, TF0, TF1), (TF3, TF0, TF1), (TF0, TF1, TF1), (TF1, TF1, TF1), (TF2, TF1, TF1), (TF3, TF1, TF1), (TF0, TF2, TF1), (TF1, TF2, TF1), (TF2, TF2, TF1), (TF3, TF2, TF1), (TF0, TF3, TF1), (TF1, TF3, TF1), (TF2, TF3, TF1), (TF3, TF3, TF1), (TF0, TF4, TF1), (TF1, TF4, TF1), (TF2, TF4, TF1), (TF3, TF4, TF1)

6.10.2.4.1.6.1.2 Physical channel parameters

DPCH Uplink	Min spreading factor	4
	Max number of DPDCH data bits/radio frame	9600
	Puncturing Limit	0.96

- 6.10.2.4.5.6.2 Downlink
- 6.10.2.4.5.6.2.1 Transport channel parameters
- 6.10.2.4.5.6.2.1.1 Transport channel parameters for HS-DSCH
- 6.10.2.4.5.6.2.1.1.1 MAC-d flow parameters for Streaming / unknown / DL: [max bit rate depending on UE category] kbps / PS RAB

		Alt 1 Fixed RLC + MAC-hs (Rel-5 and later releases) NOTE 2	Alt 2 Fixed RLC + MAC-ehs (Rel-7 and later releases) NOTE 2	Alt 3 Flexible RLC + MAC-ehs (Rel-7 and later releases) NOTE 2
Higher layer	RAB/Signalling RB	RAB		
RLC	Logical channel type	DTCH		
	RLC mode	AM		
	Payload sizes, bit	640 (alt. 320)	640 (alt. 320)	Flexible up to 12000 (NOTE 3)
	Max data rate, bps	depends on UE category NOTE 1		
	AMD PDU header, bit	16	16	16
MAC	MAC-d header, bit	0	0	0
	MAC multiplexing	N/A	N/A	N/A
	MAC-d PDU size, bit	656 (alt. 336)	656 (alt. 336)	Flexible
	MAC-hs Type	MAC-hs	MAC-ehs	MAC-ehs
	MAC-hs/MAC-ehs header fixed part, bit	21	24	24
Layer 1	TrCH type	HS-DSCH	HS-DSCH	HS-DSCH
	TTI	2 ms	2 ms	2 ms
	Coding type	TC	TC	TC
	CRC, bit	24	24	24
	Applicable modulation schemes	QPSK, 16QAM	QPSK, 16QAM, 64QAM	QPSK, 16QAM, 64QAM
	Applicable with MIMO	No	Yes	Yes
	Applicable with Dual-Cell HSDPA	No	Yes	Yes
NOTE 1: The peak throughput may be limited by the maximum number of MAC-d PDUs that can be included in a single MAC-hs or MAC-ehs PDU (see 3GPP TS 25.321 [38]).				
NOTE 2: Alternative 1 with Fixed RLC + MAC-hs is the default configuration. For test cases that use alternatives 2 (Fixed RLC + MAC-ehs) or 3 (Flexible RLC + MAC-ehs) then this shall be explicitly stated in the test case.				
NOTE 3: The Maximum RLC payload size for Flexible RLC is 12024 bits (1503 octets, ref: TS 25.322 clause 9.2.2.9). The maximum SDU size above PDCP layer is limited to 12000 bits (1500 octets limit in QoS parameter "Max SDU size", ref: TS 24.008 clause 10.5.6.5). As no PDCP header is used in this radio bearer configuration then the RLC payload size has been limited to 12000 bits.				

- 6.10.2.4.5.6.2.1.1.2 MAC-d flow parameters for Interactive or background / DL: [max bit rate depending on UE category] / PS RAB

See clause 6.10.2.4.5.1.2.1.1.1.

- 6.10.2.4.5.6.2.1.2 Transport channel parameters for DCH

- 6.10.2.4.5.6.2.1.2.1 Transport channel parameters for DL: 3.4 kbps SRBs for DCCH

See clause 6.10.2.4.1.2.2.1.1.

- 6.10.2.4.5.6.2.1.2.2 TFCS

See clause 6.10.2.4.1.2.2.1.2.

6.10.2.4.5.6.2.2 Physical channel parameters

6.10.2.4.5.6.2.2.1 Physical channel parameters on DPCH

See clause 6.10.2.4.1.2.2.2.

6.10.2.4.5.6.2.2.2 Physical channel parameters on HS-PDSCH

See clause 6.10.2.4.5.1.2.2.2.

6.10.2.4.5.7 Conversational / speech / UL:12.2 DL:12.2 kbps / CS RAB + Streaming / unknown / UL:128 DL: [guaranteed 128, max bit rate depending on UE category] kbps / PS RAB + Interactive or background / UL:128 DL: [max bit rate depending on UE category] / PS RAB + UL:3.4 DL:3.4 kbps SRBs for DCCH

6.10.2.4.5.7.1 Uplink

6.10.2.4.5.7.1.1 Transport channel parameters

6.10.2.4.5.7.1.1.1 Transport channel parameters for Conversational / speech / UL:12.2 kbps / CS RAB

See clause 6.10.2.4.1.4.1.1.1.

6.10.2.4.5.7.1.1.2 Transport channel parameters for Streaming / unknown / UL:128 kbps / PS RAB

See clause 6.10.2.4.5.6.1.1.1.

6.10.2.4.1.7.1.1.3 Transport channel parameters for Interactive or background / UL:128 kbps / PS RAB

See clause 6.10.2.4.1.28.1.1.1.

6.10.2.4.1.7.1.1.4 Transport channel parameters for UL:3.4 kbps SRBs for DCCH

See clause 6.10.2.4.1.2.1.1.1.

6.10.2.4.1.7.1.1.5 TFCS

TFCS size	62
TFCS	(RAB subflow#1, RAB subflow#2, RAB subflow#3, 128 kbps RAB, 128 kbps RAB, DCCH)= (TF0,TF0,TF0,TF0,TF0,TF0), (TF1,TF0,TF0,TF0,TF0,TF0), (TF2,TF1,TF1,TF0,TF0,TF0), (TF0,TF0,TF0,TF1,TF0,TF0), (TF0,TF0,TF0,TF0,TF1,TF0), (TF0,TF0,TF0,TF2,TF1,TF0), (TF1,TF0,TF0,TF2,TF1,TF0), (TF2,TF1,TF1,TF2,TF1,TF0), (TF0,TF0,TF0,TF3,TF1,TF0), (TF1,TF0,TF0,TF3,TF1,TF0), (TF2,TF1,TF1,TF3,TF1,TF0), (TF0,TF0,TF0,TF2,TF2,TF0), (TF1,TF0,TF0,TF2,TF2,TF0), (TF2,TF1,TF1,TF2,TF2,TF0), (TF0,TF0,TF0,TF3,TF2,TF0), (TF1,TF0,TF0,TF3,TF2,TF0), (TF2,TF1,TF1,TF3,TF2,TF0), (TF0,TF0,TF0,TF1,TF3,TF0), (TF1,TF0,TF0,TF1,TF3,TF0), (TF2,TF1,TF1,TF1,TF3,TF0), (TF0,TF0,TF0,TF2,TF3,TF0), (TF1,TF0,TF0,TF2,TF3,TF0), (TF2,TF1,TF1,TF2,TF3,TF0), (TF0,TF0,TF0,TF2,TF4,TF0), (TF1,TF0,TF0,TF2,TF4,TF0), (TF2,TF1,TF1,TF2,TF4,TF0), (TF0,TF0,TF0,TF3,TF4,TF0), (TF1,TF0,TF0,TF3,TF4,TF0), (TF2,TF1,TF1,TF3,TF4,TF0), (TF0,TF0,TF0,TF0,TF0,TF1), (TF1,TF0,TF0,TF0,TF0,TF1), (TF2,TF1,TF1,TF0,TF0,TF1), (TF0,TF0,TF0,TF2,TF1,TF1), (TF1,TF0,TF0,TF2,TF1,TF1), (TF2,TF1,TF1,TF2,TF1,TF1), (TF0,TF0,TF0,TF3,TF1,TF1), (TF1,TF0,TF0,TF3,TF1,TF1), (TF2,TF1,TF1,TF3,TF1,TF1), (TF0,TF0,TF0,TF2,TF2,TF1), (TF1,TF0,TF0,TF2,TF2,TF1), (TF2,TF1,TF1,TF2,TF2,TF1), (TF0,TF0,TF0,TF3,TF2,TF1), (TF1,TF0,TF0,TF3,TF2,TF1), (TF2,TF1,TF1,TF3,TF2,TF1), (TF0,TF0,TF0,TF1,TF3,TF1), (TF1,TF0,TF0,TF1,TF3,TF1), (TF2,TF1,TF1,TF1,TF3,TF1), (TF0,TF0,TF0,TF2,TF3,TF1), (TF1,TF0,TF0,TF2,TF3,TF1), (TF2,TF1,TF1,TF2,TF3,TF1), (TF0,TF0,TF0,TF3,TF3,TF1), (TF1,TF0,TF0,TF3,TF3,TF1), (TF2,TF1,TF1,TF3,TF3,TF1), (TF0,TF0,TF0,TF2,TF4,TF1), (TF1,TF0,TF0,TF2,TF4,TF1), (TF2,TF1,TF1,TF2,TF4,TF1), (TF0,TF0,TF0,TF3,TF4,TF1), (TF1,TF0,TF0,TF3,TF4,TF1), (TF2,TF1,TF1,TF3,TF4,TF1)

6.10.2.4.1.7.1.2 Physical channel parameters

DPCH Uplink	Min spreading factor	4
	Max number of DPDCH data bits/radio frame	9600
	Puncturing Limit	0.88

6.10.2.4.5.7.2 Downlink

6.10.2.4.5.7.2.1 Transport channel parameters

6.10.2.4.5.7.2.1.1 Transport channel parameters for HS-DSCH

6.10.2.4.5.7.2.1.1.1 MAC-d flow parameters for Streaming / unknown / DL: [max bit rate depending on UE category] kbps / PS RAB

See clause 6.10.2.4.5.6.2.1.1.1.

6.10.2.4.5.7.2.1.1.2 MAC-d flow parameters for Interactive or background / DL: [max bit rate depending on UE category] / PS RAB

See clause 6.10.2.4.5.1.2.1.1.1.

6.10.2.4.5.7.2.1.2 Transport channel parameters for DCH

6.10.2.4.5.7.2.1.2.1 Transport channel parameters for Conversational / speech / DL:12.2 kbps / CS RAB

See clause 6.10.2.4.1.4.2.1.1.

6.10.2.4.5.7.2.1.2.2 Transport channel parameters for DL: 3.4 kbps SRBs for DCCH

See clause 6.10.2.4.1.2.2.1.1.

6.10.2.4.5.7.2.1.2.3 TFCS

See clause 6.10.2.4.1.4.2.1.3.

6.10.2.4.5.7.2.2 Physical channel parameters

6.10.2.4.5.7.2.2.1 Physical channel parameters on DPCH

See clause 6.10.2.4.1.2.2.2.

6.10.2.4.5.7.2.2.2 Physical channel parameters on HS-PDSCH

See clause 6.10.2.4.5.1.2.2.2.

6.10.2.4.5.8 Conversational / speech / UL:(12.65 8.85 6.6) DL:(12.65 8.85 6.6) kbps / CS RAB + Interactive or Background / UL:384 DL:[Bit rate depending on the UE category] / PS RAB+ UL:3.4 DL:3.4 kbps SRBs for DCCH + DL:0.15 kbps SRB#5 for DCCH

6.10.2.4.5.8.1 Uplink

6.10.2.4.5.8.1.1 Transport channel parameters

6.10.2.4.5.8.1.1.1 Transport channel parameters for Conversational / speech / UL: (12.65 8.85 6.6) kbps / CS RAB

See clause 6.10.2.4.1.62.1.1.1

6.10.2.4.5.8.1.1.2 Transport Channel parameters for Interactive or background / UL: 384 kbps / PS RAB

Higher layer	RAB/Signalling RB	RAB
RLC	Logical channel type	DTCH
	RLC mode	AM
	Payload sizes, bit	320
	Max data rate, bps	384 000

	AMD PDU header, bit	16	
MAC	MAC header, bit	0	
	MAC multiplexing	N/A	
Layer 1	TrCH type	DCH	
	TB sizes, bit	336	
	TFS	TF0, bits	0x336
		TF1, bits	1x336
		TF2, bits	2x336
		TF3, bits	4x336
		TF4, bits	8x336
		TF5, bits	12x336
	TTI, ms	10	
	Coding type	TC	
	CRC, bit	16	
Max number of bits/TTI after channel coding	12 684		
Uplink: Max number of bits/radio frame before rate matching	12 684		
RM attribute	110 to 180		

6.10.2.4.5.8.1.1.3 Transport channel parameters for UL:3.4 kbps SRBs for DCCH

See clause 6.10.2.4.1.2.1.1.1.

6.10.2.4.5.8.1.1.4 TFCS

TFCS size	60
TFCS	<p>((RAB subflow#1, RAB subflow#2, RAB subflow#3, 384 kbps RAB, DCCH)= (TF0,TF0,TF0,TF0,TF0), (TF1,TF0,TF0,TF0,TF0), (TF2,TF1,TF0,TF0,TF0), (TF3,TF2,TF0,TF0,TF0), (TF4,TF3,TF0,TF0,TF0), (TF0,TF0,TF0,TF0,TF1), (TF1,TF0,TF0,TF0,TF1), (TF2,TF1,TF0,TF0,TF1), (TF3,TF2,TF0,TF0,TF1), (TF4,TF3,TF0,TF0,TF1),</p> <p>(TF0,TF0,TF0,TF1,TF0), (TF1,TF0,TF0,TF1,TF0), (TF2,TF1,TF0,TF1,TF0), (TF3,TF2,TF0,TF1,TF0), (TF4,TF3,TF0,TF1,TF0), (TF0,TF0,TF0,TF1,TF1), (TF1,TF0,TF0,TF1,TF1), (TF2,TF1,TF0,TF1,TF1), (TF3,TF2,TF0,TF1,TF1), (TF4,TF3,TF0,TF1,TF1),</p> <p>(TF0,TF0,TF0,TF2,TF0), (TF1,TF0,TF0,TF2,TF0), (TF2,TF1,TF0,TF2,TF0), (TF3,TF2,TF0,TF2,TF0), (TF4,TF3,TF0,TF2,TF0), (TF0,TF0,TF0,TF2,TF1), (TF1,TF0,TF0,TF2,TF1), (TF2,TF1,TF0,TF2,TF1), (TF3,TF2,TF0,TF2,TF1), (TF4,TF3,TF0,TF2,TF1),</p> <p>(TF0,TF0,TF0,TF3,TF0), (TF1,TF0,TF0,TF3,TF0), (TF2,TF1,TF0,TF3,TF0), (TF3,TF2,TF0,TF3,TF0), (TF4,TF3,TF0,TF3,TF0), (TF0,TF0,TF0,TF3,TF1), (TF1,TF0,TF0,TF3,TF1), (TF2,TF1,TF0,TF3,TF1), (TF3,TF2,TF0,TF3,TF1), (TF4,TF3,TF0,TF3,TF1),</p> <p>(TF0,TF0,TF0,TF4,TF0), (TF1,TF0,TF0,TF4,TF0), (TF2,TF1,TF0,TF4,TF0), (TF3,TF2,TF0,TF4,TF0), (TF4,TF3,TF0,TF4,TF0), (TF0,TF0,TF0,TF4,TF1), (TF1,TF0,TF0,TF4,TF1), (TF2,TF1,TF0,TF4,TF1), (TF3,TF2,TF0,TF4,TF1), (TF4,TF3,TF0,TF4,TF1),</p> <p>(TF0,TF0,TF0,TF5,TF0), (TF1,TF0,TF0,TF5,TF0), (TF2,TF1,TF0,TF5,TF0), (TF3,TF2,TF0,TF5,TF0), (TF4,TF3,TF0,TF5,TF0), (TF0,TF0,TF0,TF5,TF1), (TF1,TF0,TF0,TF5,TF1), (TF2,TF1,TF0,TF5,TF1), (TF3,TF2,TF0,TF5,TF1), (TF4,TF3,TF0,TF5,TF1)</p>

6.10.2.4.5.8.1.1.5 TFC subset list

TFC subset list size	3
TFC subset list	<p>0 = {(TF0,TF0,TF0,TF0,TF0), (TF1,TF0,TF0,TF0,TF0), (TF2,TF1,TF0,TF0,TF0), (TF0,TF0,TF0,TF0,TF1), (TF1,TF0,TF0,TF0,TF1), (TF2,TF1,TF0,TF0,TF1), (TF0,TF0,TF0,TF1,TF0), (TF1,TF0,TF0,TF1,TF0), (TF2,TF1,TF0,TF1,TF0), (TF0,TF0,TF0,TF1,TF1), (TF1,TF0,TF0,TF1,TF1), (TF2,TF1,TF0,TF1,TF1), (TF0,TF0,TF0,TF2,TF0), (TF1,TF0,TF0,TF2,TF0), (TF2,TF1,TF0,TF2,TF0), (TF0,TF0,TF0,TF2,TF1), (TF1,TF0,TF0,TF2,TF1), (TF2,TF1,TF0,TF2,TF1), (TF0,TF0,TF0,TF3,TF0), (TF1,TF0,TF0,TF3,TF0), (TF2,TF1,TF0,TF3,TF0), (TF0,TF0,TF0,TF3,TF1), (TF1,TF0,TF0,TF3,TF1), (TF2,TF1,TF0,TF3,TF1), (TF0,TF0,TF0,TF4,TF0), (TF1,TF0,TF0,TF4,TF0), (TF2,TF1,TF0,TF4,TF0), (TF0,TF0,TF0,TF4,TF1), (TF1,TF0,TF0,TF4,TF1), (TF2,TF1,TF0,TF4,TF1), (TF0,TF0,TF0,TF5,TF0), (TF1,TF0,TF0,TF5,TF0), (TF2,TF1,TF0,TF5,TF0), (TF0,TF0,TF0,TF5,TF1), (TF1,TF0,TF0,TF5,TF1), (TF2,TF1,TF0,TF5,TF1)},</p> <p>1 = {(TF0,TF0,TF0,TF0,TF0), (TF1,TF0,TF0,TF0,TF0), (TF2,TF1,TF0,TF0,TF0), (TF3,TF2,TF0,TF0,TF0), (TF0,TF0,TF0,TF0,TF1), (TF1,TF0,TF0,TF0,TF1), (TF2,TF1,TF0,TF0,TF1), (TF3,TF2,TF0,TF0,TF1), (TF0,TF0,TF0,TF1,TF0), (TF1,TF0,TF0,TF1,TF0), (TF2,TF1,TF0,TF1,TF0), (TF3,TF2,TF0,TF1,TF0), (TF0,TF0,TF0,TF1,TF1), (TF1,TF0,TF0,TF1,TF1), (TF2,TF1,TF0,TF1,TF1), (TF3,TF2,TF0,TF1,TF1), (TF0,TF0,TF0,TF2,TF0), (TF1,TF0,TF0,TF2,TF0), (TF2,TF1,TF0,TF2,TF0), (TF3,TF2,TF0,TF2,TF0), (TF0,TF0,TF0,TF2,TF1), (TF1,TF0,TF0,TF2,TF1), (TF2,TF1,TF0,TF2,TF1), (TF3,TF2,TF0,TF2,TF1), (TF0,TF0,TF0,TF3,TF0), (TF1,TF0,TF0,TF3,TF0), (TF2,TF1,TF0,TF3,TF0), (TF3,TF2,TF0,TF3,TF0), (TF0,TF0,TF0,TF3,TF1), (TF1,TF0,TF0,TF3,TF1), (TF2,TF1,TF0,TF3,TF1), (TF3,TF2,TF0,TF3,TF1), (TF0,TF0,TF0,TF4,TF0), (TF1,TF0,TF0,TF4,TF0), (TF2,TF1,TF0,TF4,TF0), (TF3,TF2,TF0,TF4,TF0), (TF0,TF0,TF0,TF4,TF1), (TF1,TF0,TF0,TF4,TF1), (TF2,TF1,TF0,TF4,TF1), (TF3,TF2,TF0,TF4,TF1), (TF0,TF0,TF0,TF5,TF0), (TF1,TF0,TF0,TF5,TF0), (TF2,TF1,TF0,TF5,TF0), (TF3,TF2,TF0,TF5,TF0), (TF0,TF0,TF0,TF5,TF1), (TF1,TF0,TF0,TF5,TF1), (TF2,TF1,TF0,TF5,TF1), (TF3,TF2,TF0,TF5,TF1)},</p> <p>2 = {(TF0,TF0,TF0,TF0,TF0), (TF1,TF0,TF0,TF0,TF0), (TF2,TF1,TF0,TF0,TF0), (TF3,TF2,TF0,TF0,TF0), (TF4,TF3,TF0,TF0,TF0), (TF0,TF0,TF0,TF0,TF1), (TF1,TF0,TF0,TF0,TF1), (TF2,TF1,TF0,TF0,TF1), (TF3,TF2,TF0,TF0,TF1), (TF4,TF3,TF0,TF0,TF1), (TF0,TF0,TF0,TF1,TF0), (TF1,TF0,TF0,TF1,TF0), (TF2,TF1,TF0,TF1,TF0), (TF3,TF2,TF0,TF1,TF0), (TF4,TF3,TF0,TF1,TF0), (TF0,TF0,TF0,TF1,TF1), (TF1,TF0,TF0,TF1,TF1), (TF2,TF1,TF0,TF1,TF1), (TF3,TF2,TF0,TF1,TF1), (TF4,TF3,TF0,TF1,TF1), (TF0,TF0,TF0,TF2,TF0), (TF1,TF0,TF0,TF2,TF0), (TF2,TF1,TF0,TF2,TF0), (TF3,TF2,TF0,TF2,TF0), (TF4,TF3,TF0,TF2,TF0), (TF0,TF0,TF0,TF2,TF1), (TF1,TF0,TF0,TF2,TF1), (TF2,TF1,TF0,TF2,TF1), (TF3,TF2,TF0,TF2,TF1), (TF4,TF3,TF0,TF2,TF1), (TF0,TF0,TF0,TF3,TF0), (TF1,TF0,TF0,TF3,TF0), (TF2,TF1,TF0,TF3,TF0), (TF3,TF2,TF0,TF3,TF0), (TF4,TF3,TF0,TF3,TF0), (TF0,TF0,TF0,TF3,TF1), (TF1,TF0,TF0,TF3,TF1), (TF2,TF1,TF0,TF3,TF1), (TF3,TF2,TF0,TF3,TF1), (TF4,TF3,TF0,TF3,TF1), (TF0,TF0,TF0,TF4,TF0), (TF1,TF0,TF0,TF4,TF0), (TF2,TF1,TF0,TF4,TF0), (TF3,TF2,TF0,TF4,TF0), (TF4,TF3,TF0,TF4,TF0), (TF0,TF0,TF0,TF4,TF1), (TF1,TF0,TF0,TF4,TF1), (TF2,TF1,TF0,TF4,TF1), (TF3,TF2,TF0,TF4,TF1), (TF4,TF3,TF0,TF4,TF1), (TF0,TF0,TF0,TF5,TF0), (TF1,TF0,TF0,TF5,TF0), (TF2,TF1,TF0,TF5,TF0), (TF3,TF2,TF0,TF5,TF0), (TF4,TF3,TF0,TF5,TF0), (TF0,TF0,TF0,TF5,TF1), (TF1,TF0,TF0,TF5,TF1), (TF2,TF1,TF0,TF5,TF1), (TF3,TF2,TF0,TF5,TF1), (TF4,TF3,TF0,TF5,TF1)}</p>

6.10.2.4.5.8.1.2 Physical channel parameters

DPCH Uplink	Min spreading factor	4
	Max number of DPDCH data bits/radio frame	9 600
	Number of DPDCH	1
	Puncturing Limit	0.60

6.10.2.4.5.8.2 Downlink

6.10.2.4.5.8.2.1 Transport channel parameters

6.10.2.4.5.8.2.1.1 Transport channel parameters for HS-DSCH

See clause 6.10.2.4.5.1.2.1.1

6.10.2.4.5.8.2.1.2 Transport channel parameters for DCH

6.10.2.4.5.8.2.1.2.1 Transport channel parameters for Conversational / speech / DL: (12.65 8.85 6.6) kbps / CS RAB

See clause 6.10.2.4.1.62.2.1.1

6.10.2.4.5.8.2.1.2.2 Transport channel parameters for DL:3.4 kbps SRBs for DCCH

See clause 6.10.2.4.1.2.2.1.1

6.10.2.4.5.8.2.1.2.3 Transport channel parameters for DL:0.15 kbps SRB#5 for DCCH

See clause 6.10.2.4.1.62.2.1.3

6.10.2.4.5.8.2.1.2.4 TFCS

See clause 6.10.2.4.1.62.2.1.4

6.10.2.4.5.8.2.2 Physical channel parameters

6.10.2.4.5.8.2.2.1 Physical channel parameters on DPCH

See clause 6.10.2.4.1.62.2.2

6.10.2.4.5.8.2.2.2 Physical Channel parameters on HS-PDSCH

See clause 6.10.2.4.5.1.2.2.1

6.10.2.4.5.9 Streaming MBMS PTP / unknown / UL:16 DL: [max bit rate depending on UE category] kbps / PS RAB + UL:3.4 DL:3.4 kbps SRBs for DCCH

6.10.2.4.5.9.1 Uplink

6.10.2.4.5.9.1.1 Transport channel parameters

6.10.2.4.5.9.1.1.1 Transport channel parameters for Streaming MBMS PTP / unknown / UL:16 kbps / PS RAB

Higher Layer	RAB/Signalling RB	RAB	
RLC	Logical channel type	DTCH	
	RLC mode	AM	
	Payload sizes, bit	320	
	Max data rate, bps	16000	
	AM PDU header, bit	16	
MAC	MAC header, bit	0	
	MAC multiplexing	N/A	
Layer 1	TrCH type	DCH	
	TB sizes, bit	336	
	TFS	TF0, bits	0x336
		TF1, bits	1x336
	TTI, ms	20	
	Coding type	TC	
	CRC, bit	16	
	Max number of bits/TTI after channel coding	1068	
	Uplink: Max number of bits/radio frame before rate matching	534	
	RM attribute	135-175	

6.10.2.4.5.9.1.1.2 Transport channel parameters for UL:3.4 kbps SRBs for DCCH

See clause 6.10.2.4.1.2.1.1.1.

6.10.2.4.5.9.1.1.3 TFCS

TFCS size	4
TFCS	(16 kbps RAB, DCCH)= (TF0, TF0), (TF1, TF0), (TF0, TF1), (TF1, TF1)

6.10.2.4.5.9.1.2 Physical channel parameters

DPCH Uplink	Min spreading factor	64
	Max number of DPDCH data bits/radio frame	600
	Puncturing Limit	0.80

- 6.10.2.4.5.9.2 Downlink
- 6.10.2.4.5.9.2.1 Transport channel parameters
- 6.10.2.4.5.9.2.1.1 Transport channel parameters for HS-DSCH
- 6.10.2.4.5.9.2.1.1.1 MAC-d flow parameters for Streaming MBMS PTP / unknown / DL: [max bit rate depending on UE category] kbps / PS RAB

		Alt 1 Fixed RLC + MAC-hs (Rel-5 and later releases) NOTE 2	Alt 2 Fixed RLC + MAC-ehs (Rel-7 and later releases) NOTE 2	Alt 3 Flexible RLC + MAC-ehs (Rel-7 and later releases) NOTE 2
Higher layer	RAB/Signalling RB	RAB		
RLC	Logical channel type	DTCH		
	RLC mode	AM		
	Payload sizes, bit	640	640	Flexible up to 12000 (NOTE 3)
	Max data rate, bps	depends on UE category NOTE 1		
	AMD PDU header, bit	16	16	16
MAC	MAC-d header, bit	0	0	0
	MAC multiplexing	N/A	N/A	N/A
	MAC-d PDU size, bit	656	656	Flexible
	MAC-hs/MAC-ehs Type	MAC-hs	MAC-ehs	MAC-ehs
	MAC-hs header fixed part, bit	21	24	24
Layer 1	TrCH type	HS-DSCH	HS-DSCH	HS-DSCH
	TTI	2 ms	2 ms	2 ms
	Coding type	TC	TC	TC
	CRC, bit	24	24	24
	Applicable modulation schemes	QPSK, 16QAM	QPSK, 16QAM, 64QAM	QPSK, 16QAM, 64QAM
	Applicable with MIMO	No	Yes	Yes
	Applicable with Dual-Cell HSDPA	No	Yes	Yes
NOTE 1: The peak throughput may be limited by the maximum number of MAC-d PDUs that can be included in a single MAC-hs or MAC-ehs PDU (see 3GPP TS 25.321 [38]).				
NOTE 2: Alternative 1 with Fixed RLC + MAC-hs is the default configuration. For test cases that use alternatives 2 (Fixed RLC + MAC-ehs) or 3 (Flexible RLC + MAC-ehs) then this shall be explicitly stated in the test case.				
NOTE 3: The Maximum RLC payload size for Flexible RLC is 12024 bits (1503 octets, ref: TS 25.322 clause 9.2.2.9). The maximum SDU size above PDCP layer is limited to 12000 bits (1500 octets limit in QoS parameter "Max SDU size", ref: TS 24.008 clause 10.5.6.5). As no PDCP header is used in this radio bearer configuration then the RLC payload size has been limited to 12000 bits.				

- 6.10.2.4.5.9.2.1.2 Transport channel parameters for DCH
- 6.10.2.4.5.9.2.1.2.1 Transport channel parameters for DL: 3.4 kbps SRBs for DCCH
- See clause 6.10.2.4.1.2.2.1.1.
- 6.10.2.4.5.9.2.1.2.2 TFCS
- See clause 6.10.2.4.1.2.2.1.2.
- 6.10.2.4.5.9.2.2 Physical channel parameters
- 6.10.2.4.5.9.2.2.1 Physical channel parameters on DPCH
- See clause 6.10.2.4.1.2.2.2.

6.10.2.4.5.9.2.2.2 Physical channel parameters on HS-PDSCH

See clause 6.10.2.4.5.1.2.2.2.

6.10.2.4.5.10 Streaming MBMS PTP / unknown / UL:16 DL: [max bit rate depending on UE category] kbps / PS RAB + Interactive or background / UL:64 DL: [max bit rate depending on UE category] / PS RAB + Interactive or background / UL:64 DL: [max bit rate depending on UE category] / PS RAB + UL:3.4 DL:3.4 kbps SRBs for DCCH

6.10.2.4.5.10.1 Uplink

6.10.2.4.5.10.1.1 Transport channel parameters

6.10.2.4.5.10.1.1.1 Transport channel parameters for Streaming MBMS PTP / unknown / UL:16 kbps / PS RAB

See clause 6.10.2.4.5.9.1.1.1.

6.10.2.4.5.10.1.1.2 Transport channel parameters for Interactive or background / UL:64 kbps / PS RAB + UL:64 kbps / PS RAB

See clause 6.10.2.4.1.57.1.1.1.

6.10.2.4.5.10.1.1.3 Transport channel parameters for UL:3.4 kbps SRBs for DCCH

See clause 6.10.2.4.1.2.1.1.1.

6.10.2.4.5.10.1.1.4 TFCS

TFCS size	20
TFCS	(16 kbps RAB, 64 kbps RAB + 64 kbps RAB, DCCH)= (TF0, TF0, TF0), (TF1, TF0, TF0), (TF0, TF1, TF0), (TF1, TF1, TF0), (TF0, TF2, TF0), (TF1, TF2, TF0), (TF0, TF3, TF0), (TF1, TF3, TF0), (TF0, TF4, TF0), (TF1, TF4, TF0), (TF0, TF0, TF1), (TF1, TF0, TF1), (TF0, TF1, TF1), (TF1, TF1, TF1), (TF0, TF2, TF1), (TF1, TF2, TF1), (TF0, TF3, TF1), (TF1, TF3, TF1), (TF0, TF4, TF1), (TF1, TF4, TF1)

6.10.2.4.5.10.1.2 Physical channel parameters

DPCH Uplink	Min spreading factor	16
	Max number of DPDCH data bits/radio frame	2400
	Puncturing Limit	0.68

6.10.2.4.5.10.2 Downlink

6.10.2.4.5.10.2.1 Transport channel parameters

6.10.2.4.5.10.2.1.1 Transport channel parameters for HS-DSCH

6.10.2.4.5.10.2.1.1.1 MAC-d flow parameters for Streaming MBMS PTP / unknown / DL: [max bit rate depending on UE category] kbps / PS RAB

See clause 6.10.2.4.5.9.2.1.1.1.

6.10.2.4.5.10.2.1.1.2 MAC-d flow parameters for Interactive or background / DL: [max bit rate depending on UE category] / PS RAB

See clause 6.10.2.4.5.1.2.1.1.1.

6.10.2.4.5.10.2.1.1.3 MAC-d flow parameters for Interactive or background / DL: [max bit rate depending on UE category] / PS RAB

See clause 6.10.2.4.5.1.2.1.1.1.

6.10.2.4.5.10.2.1.2 Transport channel parameters for DCH

6.10.2.4.5.10.2.1.2.1 Transport channel parameters for DL: 3.4 kbps SRBs for DCCH

See clause 6.10.2.4.1.2.2.1.1.

6.10.2.4.5.10.2.1.2.2 TFCS

See clause 6.10.2.4.1.2.2.1.2.

6.10.2.4.5.10.2.2 Physical channel parameters

6.10.2.4.5.10.2.2.1 Physical channel parameters on DPCH

See clause 6.10.2.4.1.2.2.2.

6.10.2.4.5.10.2.2.2 Physical channel parameters on HS-PDSCH

See clause 6.10.2.4.5.1.2.2.2.

6.10.2.4.6 Combinations on HS-PDSCH and E-DPDCH

6.10.2.4.6.1 Streaming or interactive or background / UL: [max bit rate depending on UE category and TTI] DL: [max bit rate depending on UE category] / PS RAB + UL:3.4 DL:3.4 kbps SRBs for DCCH on DCH

6.10.2.4.6.1.1 Uplink

6.10.2.4.6.1.1.1 Transport channel parameters

6.10.2.4.6.1.1.1.1 Transport channel parameters for E-DCH

6.10.2.4.6.1.1.1.1.1 MAC-d flow parameters for Streaming or interactive or background / UL: [max bit rate depending on UE category and TTI] / PS RAB

		Alt 1 Fixed RLC + MAC- e/es (Rel-6 and later) NOTE 2	Alt 2 Fixed RLC + MAC-i/is (Rel-8 and later releases) NOTE 2	Alt 3 Flexible RLC + MAC- i/is (Rel-8 and later releases) NOTE 2
Higher layer	RAB/Signalling RB	RAB		
RLC	Logical channel type	DTCH		
	RLC mode	AM		
	Payload sizes, bit	320	320	Flexible from 80 up to 12000 (NOTE 3)
	Max data rate, bps	Depends on UE category and TTI		
	AMD PDU header, bit	16		
MAC	MAC multiplexing	N/A	N/A	N/A
	MAC-d PDU size, bit	336	336	Flexible from 96 up to 12016
	MAC type	MAC-e/es	MAC-i/is	MAC-i/is
	MAC-e/es / MAC-i/is header fixed part, bit	18	24 or 32 (NOTE 4)	24 or 32 (NOTE 4)
Layer 1	TrCH type	E-DCH		
	TTI	10ms (alt. 2ms) (NOTE 1)		
	Coding type	TC		
	CRC, bit	24		
NOTE 1: The support of 2ms TTI depends on the UE E-DCH physical layer category. For UE E-DCH physical layer categories 8 and 9 only 2 ms TTI is valid.				
NOTE 2: Alternative 1 with Fixed RLC + MAC-e/es is the default configuration. For test cases that use alternatives 2 (Fixed RLC + MAC-i/is) or 3 (Flexible RLC + MAC-i/is) then this shall be explicitly stated in the test case.				
NOTE 3: The Maximum RLC payload size for Flexible RLC is 12024 bits (1503 octets, ref: TS 25.322 clause 9.2.2.9). The maximum SDU size above PDCP layer is limited to 12000 bits (1500 octets limit in QoS parameter "Max SDU size", ref: TS 24.008 clause 10.5.6.5). As no PDCP header is used in this radio bearer configuration then the RLC payload size has been limited to 12000 bits.				
NOTE 4: <u>MAC-i/is fixed header size is 24 bits for single cell E-DCH operation (TSN field length is 6 bits) or 32 bits for Dual Cell E-DCH operation (TSN field length is 14 bits).</u>				

6.10.2.4.6.1.1.1.2 Transport channel parameters for DCH

6.10.2.4.6.1.1.1.2.1 Transport channel parameters for UL:3.4 kbps SRBs for DCCH

See clause 6.10.2.4.1.2.1.1.1.

6.10.2.4.6.1.1.2 Physical channel parameters

6.10.2.4.6.1.1.2.1 Physical channel parameters on E-DPDCH

Note that each alternative configuration in physical channel parameters is stand-alone and can be associated with any of the RAB alternatives in the transport channel parameters.

UE E-DPDCH Physical Layer category 1:

E-DPDCH	Number of processes	4	
	Modulation	QPSK	
	TTI	10 ms	
	Max Data Rate	0.711 Mbps	

UE E-DPDCH Physical Layer category 2:

E-DPDCH	Number of processes	4	8
	Modulation	QPSK	QPSK
	TTI	10 ms	2 ms
	Max Data Rate	1.4484 Mbps	1.399 Mbps

UE E-DPDCH Physical Layer category 3:

E-DPDCH	Number of processes	4
---------	---------------------	---

	Modulation	QPSK
	TTI	10 ms
	Max Data Rate	1.4484 Mbps

UE E-DPDCH Physical Layer category 4:

E-DPDCH	Number of processes	4	8
	Modulation	QPSK	QPSK
	TTI	10 ms	2 ms
	Max Data Rate	2.0 Mbps	2.2886 Mbps

UE E-DPDCH Physical Layer category 5:

E-DPDCH	Number of processes	4
	Modulation	QPSK
	TTI	10 ms
	Max Data Rate	2.0 Mbps

UE E-DPDCH Physical Layer category 6:

E-DPDCH	Number of processes	4	8
	Modulation	QPSK	QPSK
	TTI	10 ms	2 ms
	Max Data Rate	2.0 Mbps	5.742Mbps

UE E-DPDCH Physical Layer category 7 (QPSK or 16QAM):

E-DPDCH	Number of processes	4	8
	Modulation	QPSK	QPSK (16QAM)
	TTI	10 ms	2 ms
	Max Data Rate	2.0 Mbps	11.498 Mbps

UE E-DPDCH Physical Layer category 8 (Dual-cell + QPSK):

E-DPDCH	Number of processes	8
	Modulation	QPSK
	TTI	2 ms
	Max Data Rate	11.484 Mbps

UE E-DPDCH Physical Layer category 9 (Dual-cell + QPSK or 16QAM):

E-DPDCH	Number of processes	8
	Modulation	QPSK (16QAM)
	TTI	2 ms
	Max Data Rate	22.996 Mbps

6.10.2.4.6.1.1.2.2 Physical channel parameters for DPCH

See clause 6.10.2.4.1.2.1.2

6.10.2.4.6.1.2 Downlink

See clause 6.10.2.4.5.1.2.

6.10.2.4.6.1a Stand-alone UL: [max bit rate depending on UE category and TTI] DL:[max bit rate depending on UE category] SRBs for DCCH on E-DCH and HS-DSCH

6.10.2.4.6.1a.1 Uplink

6.10.2.4.6.1a.1.1 Transport channel parameters

6.10.2.4.6.1a.1.1.1 Transport channel parameters for E-DCH

6.10.2.4.6.1a.1.1.1.1 MAC-d flow parameters for Stand-alone UL: [max bit rate depending on UE category and TTI] SRBs for E-DCH

See clause 6.10.2.4.6.2.1.1.1.2

6.10.2.4.6.1a.1.2 Physical channel parameters

6.10.2.4.6.1a.1.2.1 Physical channel parameters on E-DPDCH

See clause 6.10.2.4.6.1.1.2.1.

6.10.2.4.6.1a.2 Downlink

6.10.2.4.6.1a.2.1 Transport channel parameters

6.10.2.4.6.1a.2.1.1 Transport channel parameters for HS-DSCH

6.10.2.4.6.1a.2.1.1.1 MAC-d flow parameters for Stand-alone DL: [max bit rate depending on UE category] SRBs for HS-DSCH

See clause 6.10.2.4.6.3.2.1.1.2

6.10.2.4.6.1a.2.2 Physical channel parameters

The physical channel configuration shall use F-DPCH.

6.10.2.4.6.1a.2.2.1 Physical channel parameters on HS-PDSCH.

See clause 6.10.2.4.5.1.2.2.2.

6.10.2.4.6.2 Streaming or interactive or background / UL: [max bit rate depending on UE category and TTI] DL: [max bit rate depending on UE category] / PS RAB + UL:[max bit rate depending on UE category and TTI] DL:3.4 kbps SRBs for DCCH on E-DCH and DL DCH

6.10.2.4.6.2.1 Uplink

6.10.2.4.6.2.1.1 Transport channel parameters

6.10.2.4.6.2.1.1.1 Transport channel parameters for E-DCH

6.10.2.4.6.2.1.1.1.1 MAC-d flow#1 parameters for Streaming or interactive or background / UL: [max bit rate depending on UE category and TTI] / PS RAB

See clause 6.10.2.4.6.1.1.1.1.1.

6.10.2.4.6.2.1.1.1.2 MAC-d flow#2 parameters for UL: [max bit rate depending on UE category and TTI] SRBs for E-DCH

		Alt 1 Fixed RLC + MAC-e/es (Rel-6 and later releases) NOTE 2				Alt 2 Fixed RLC + MAC-i/is (Rel-8 and later releases) NOTE 2			
Higher layer	RAB/Signalling RB	SRB#1	SRB#2	SRB#3	SRB#4	SRB#1	SRB#2	SRB#3	SRB#4
RLC	Logical channel type	DCCH	DCCH	DCCH	DCCH	DCCH	DCCH	DCCH	DCCH
	RLC mode	UM	AM	AM	AM	UM	AM	AM	AM
	Payload sizes, bit	136	128	128	128	136	128	128	128
	Max data rate, bps	Depends on UE category and TTI							
	AMD PDU header, bit	8	16	16	16	8	16	16	16
MAC	MAC-es multiplexing	4 logical channel multiplexing				4 logical channel multiplexing			
	MAC-d PDU size, bit	144				144			
	MAC type	MAC-e/es				MAC-i/is			

	MAC-e/es / MAC-i/is header fixed part, bit	18	24
Layer 1	TrCH type	E-DCH	E-DCH
	TTI	10ms (alt. 2ms) (NOTE 1)	10ms (alt. 2ms) (NOTE 1)
	Coding type	TC	TC
	CRC, bit	24	24
NOTE 1: The support of 2ms TTI depends on the UE category.			
NOTE 2: Alternative 1 with Fixed RLC + MAC-e/es is the default configuration. For test cases that use alternatives 2 (Fixed RLC + MAC-i/is) then this shall be explicitly stated in the test case.			

6.10.2.4.6.2.1.2 Physical channel parameters

6.10.2.4.6.2.1.2.1 Physical channel parameters on E-DPDCH

See clause 6.10.2.4.6.1.1.2.1.

6.10.2.4.6.2.2 Downlink

See clause 6.10.2.4.5.1.2.

6.10.2.4.6.3 Streaming or interactive or background / UL: [max bit rate depending on UE category and TTI] DL: [max bit rate depending on UE category] / PS RAB + UL: [max bit rate depending on UE category and TTI] DL: [max bit rate depending on UE category] SRBs for DCCH on E-DCH and HS-DSCH

6.10.2.4.6.3.1 Uplink

See clause 6.10.2.4.6.2.

6.10.2.4.6.3.1.2 Physical channel parameters

6.10.2.4.6.3.1.2.1 Physical channel parameters on E-DPDCH

See clause 6.10.2.4.6.1.1.2.1.

6.10.2.4.6.3.2 Downlink

6.10.2.4.6.3.2.1 Transport channel parameters

6.10.2.4.6.3.2.1.1 Transport channel parameters for HS-DSCH

6.10.2.4.6.3.2.1.1.1 MAC-d flow#1 parameters for Streaming or interactive or background / DL: [max bit rate depending on UE category] / PS RAB

See clause 6.10.2.4.5.1.2.1.1.1.

6.10.2.4.6.3.2.1.1.2 MAC-d flow#2 parameters for DL: [max bit rate depending on UE category] SRBs for HS-DSCH

		Alt 1 Fixed RLC + MAC-hs (Rel-5 and later releases) NOTE 2				Alt 2 Fixed RLC + MAC-ehs (Rel-7 and later releases) NOTE 2			
Higher layer	RAB/Signalling RB	SRB#1	SRB#2	SRB#3	SRB#4	SRB#1	SRB#2	SRB#3	SRB#4
RLC	Logical channel type	DCCH	DCCH	DCCH	DCCH	DCCH	DCCH	DCCH	DCCH
	RLC mode	UM	AM	AM	AM	UM	AM	AM	AM
	Payload sizes, bit	136	128	128	128	136	128	128	128
	Max data rate, bps	Depends on UE category (NOTE 1)							
	AMD PDU header, bit	8	16	16	16	8	16	16	16
MAC	MAC-d header, bit	4	4	4	4	0			
	MAC multiplexing	4 logical channel multiplexing				N/A			
	MAC-d PDU size, bit	148				144			
	MAC-hs Type	MAC-hs				MAC-ehs			
	MAC-hs header fixed part, bit	21				24			
Layer 1	TrCH type	HS-DSCH				HS-DSCH			
	TTI	2 ms				2 ms			
	Coding type	TC				TC			
	CRC, bit	24				24			
	Applicable modulation schemes	QPSK, 16QAM				QPSK, 16QAM, 64QAM			
	Applicable with MIMO	No				Yes			
	Applicable with Dual-Cell HSDPA	No				Yes			
NOTE 1: The peak throughput may be limited by the maximum number of MAC-d PDUs that can be included in a single MAC-hs PDU (see 3GPP TS 25.321 [38]).									
NOTE 2: Alternative 1 with Fixed RLC + MAC-hs is the default configuration. For test cases that use alternatives 2 (Fixed RLC + MAC-ehs) then this shall be explicitly stated in the test case.									

6.10.2.4.6.3.2.2 Physical channel parameters

The physical channel configuration shall use F-DPCH.

6.10.2.4.6.3.2.2.1 Physical channel parameters on HS-PDSCH.

See clause 6.10.2.4.5.1.2.2.2.

6.10.2.4.6.4 Conversational / speech / UL:12.2 DL:12.2 kbps / CS RAB + Streaming or interactive or background / UL: [max bit rate depending on UE category and TTI] DL: [max bit rate depending on UE category] / PS RAB + UL:3.4 DL:3.4 kbps SRBs for DCCH

6.10.2.4.6.4.1 Uplink

6.10.2.4.6.4.1.1 Transport channel parameters

6.10.2.4.6.4.1.1.1 Transport channel parameters for E-DCH

6.10.2.4.6.4.1.1.1.1 MAC-d flow parameters for Streaming or interactive or background / UL: [max bit rate depending on UE category and TTI] / PS RAB

See clause 6.10.2.4.6.1.1.1.1.1.

6.10.2.4.6.4.1.1.2 Transport channel parameters for Conversational / speech / UL:12.2 kbps / CS RAB

See clause 6.10.2.4.1.4.1.1.1.

6.10.2.4.6.4.1.1.3 Transport channel parameters for UL:3.4 kbps SRBs for DCCH

See clause 6.10.2.4.1.2.1.1.1.

6.10.2.4.6.4.1.1.4 TFCS

See clause 6.10.2.4.1.4.1.1.3.

6.10.2.4.6.4.1.2 Physical channel parameters

6.10.2.4.6.4.1.2.1 Physical channel parameters on E-DPDCH

See clause 6.10.2.4.6.1.1.2.1.

6.10.2.4.6.4.1.2.2 Physical channel parameters on DCH

See clause 6.10.2.4.1.4.1.2.

6.10.2.4.6.4.2 Downlink

See clause 6.10.2.4.5.3.2.

6.10.2.4.6.5 Streaming or interactive or background / UL:[max bit rate depending on UE category and TTI] DL: [max bit rate depending on UE category] kbps / PS RAB + Streaming or interactive or background / UL: [max bit rate depending on UE category and TTI] DL: [max bit rate depending on UE category] / PS RAB + UL:[max bit rate depending on UE category and TTI] DL:3.4 kbps SRBs for DCCH on E-DCH and DL DCH

6.10.2.4.6.5.1 Uplink

6.10.2.4.6.5.1.1 Transport channel parameters

6.10.2.4.6.5.1.1.1 Transport channel parameters for E-DCH

MAC-e multiplexing between all MAC-d flows in the same MAC-e PDU shall be configured.

6.10.2.4.6.5.1.1.1.1 MAC-d flow #1 parameters for Streaming or interactive or background / UL: [max bit rate depending on UE category and TTI] / PS RAB

See clause 6.10.2.4.6.1.1.1.1.1.

6.10.2.4.6.5.1.1.1.2 MAC-d flow #2 parameters for Streaming or interactive or background / UL: [max bit rate depending on UE category and TTI] / PS RAB

See clause 6.10.2.4.6.1.1.1.1.1.

6.10.2.4.6.5.1.1.1.3 MAC-d flow #3 parameters for UL: [max bit rate depending on UE category and TTI] SRBs for E-DCH

See clause 6.10.2.4.6.2.1.1.1.2.

6.10.2.4.6.5.1.2 Physical channel parameters

6.10.2.4.6.5.1.2.1 Physical channel parameters on E-DPDCH

See clause 6.10.2.4.6.1.1.2.1.

6.10.2.4.6.5.2 Downlink

See clause 6.10.2.4.5.6.2.

6.10.2.4.6.6 Conversational / unknown or speech / UL:[max bit rate depending on UE category and TTI] DL: [max bit rate depending on UE category] kbps / PS RAB + Streaming or Interactive or background / UL: [max bit rate depending on UE category and TTI] DL: [max bit rate depending on UE category] / PS RAB + UL: [max bit rate depending on UE category and TTI] DL: [max bit rate depending on UE category] SRBs for DCCH on E-DCH and HS-DSCH (REL-6)

6.10.2.4.6.6.1 Uplink

6.10.2.4.6.6.1.1 Transport channel parameters

6.10.2.4.6.6.1.1.1 Transport channel parameters for E-DCH

6.10.2.4.6.6.1.1.1.1 MAC-d flow #1 parameters for Conversational / unknown or speech / UL: [max bit rate depending on UE category and TTI] / PS RAB

		Alt 1 Fixed RLC + MAC- e/es (Rel-6 and later) NOTE 2	Alt 2 Flexible RLC + MAC- i/is (Rel-8 and later releases) NOTE 2
Higher layer	RAB/Signalling RB	RAB	
PDCP	PDCP header size, bit	0	
RLC	Logical channel type	DTCH	
	RLC mode	UM	
	Payload sizes, bit	88, 104, 136, 152, 168, 184, 200, 216, 280, 288, 304, 336 (alt 328)	Flexible from 88 up to 12000 (NOTE 3)
	Max data rate, bps	Depends on UE category and TTI	
	UMD PDU header, bit	8	
MAC	MAC multiplexing	N/A	
	MAC-d PDU size, bit	96, 112, 144, 160, 176, 192, 208, 224, 288, 296, 312, 344 (alt 336)	Flexible from 96 up to 12008
	MAC type	MAC-e/es	MAC-i/is
	MAC-e/es / MAC-i/is header fixed part, bit	18	24
Layer 1	TrCH type	E-DCH	
	TTI	10ms (alt. 2ms) (NOTE 1)	
	Coding type	TC	
	CRC, bit	24	
NOTE 1: The support of 2ms TTI depends on the UE category			
NOTE 2: Alternative 1 with Fixed RLC + MAC-e/es is the default configuration. For test cases that use alternative 2 (Flexible RLC + MAC-i/is) then this shall be explicitly stated in the test case.			
NOTE 3: The Maximum RLC payload size for Flexible RLC is 12024 bits (1503 octets, ref: TS 25.322 clause 9.2.2.9). The maximum SDU size above PDCP layer is limited to 12000 bits (1500 octets limit in QoS parameter "Max SDU size", ref: TS 24.008 clause 10.5.6.5). As no PDCP header is used in this radio bearer configuration then the RLC payload size has been limited to 12000 bits.			

6.10.2.4.6.1.1.1.2 MAC-d flow #2 parameters for Streaming or Interactive or background / UL: [max bit rate depending on UE category and TTI] / PS RAB

See clause 6.10.2.4.6.1.1.1.1.

6.10.2.4.6.1.1.1.3 MAC-d flow #3 parameters for UL: [max bit rate depending on UE category and TTI] SRBs for E-DCH

See clause 6.10.2.4.6.2.1.1.1.2.

6.10.2.4.6.1.2 Physical channel parameters

6.10.2.4.6.1.2.1 Physical channel parameters on E-DPDCH

See clause 6.10.2.4.6.1.1.2.1.

6.10.2.4.6.2 Downlink

6.10.2.4.6.2.1 Transport channel parameters

6.10.2.4.6.6.2.1.1 Transport channel parameters for HS-DSCH

6.10.2.4.6.6.2.1.1.1 MAC-d flow#1 parameters for Conversational / unknown or speech / DL: [max bit rate depending on UE category] kbps / PS RAB

		Alt 1 Fixed RLC + MAC-hs (Rel-5 and later releases) NOTE 2	Alt 2 Fixed RLC + MAC-ehs (Rel-7 and later releases) NOTE 2	Alt 3 Flexible RLC + MAC-ehs (Rel-7 and later releases) NOTE 2
Higher Layer	RAB/Signalling RB	RAB		
RLC	Logical channel type	DTCH		
	RLC mode	UM		
	Payload sizes, bit	104, 136, 152, 168, 184, 216, 288, 336 (alt 328)	104, 136, 152, 168, 184, 216, 288, 336 (alt 328)	Flexible up to 12000 (NOTE 3)
	Max data rate, bps	depends on UE category NOTE1		
	UMD PDU header, bit	8	8	8
MAC	MAC-d header, bit	0	0	0
	MAC multiplexing	N/A	N/A	N/A
	MAC-d PDU size, bit	112 , 144, 160, 176, 192, 224, 296, 344 (alt 336)	112 , 144, 160, 176, 192, 224, 296, 344 (alt 336)	Flexible
	MAC-hs Type	MAC-hs	MAC-ehs	MAC-ehs
	MAC-hs/ehs header fixed part, bit	21	24	24
Layer 1	TrCH type	HS-DSCH	HS-DSCH	HS-DSCH
	TTI	2 ms	2 ms	2 ms
	Coding type	TC	TC	TC
	CRC, bit	24	24	24
	Applicable modulation schemes	QPSK, 16QAM	QPSK, 16QAM, 64QAM	QPSK, 16QAM, 64QAM
	Applicable with MIMO	No	Yes	Yes
	Applicable with Dual-Cell HSDPA	No	Yes	Yes
NOTE 1: The peak throughput may be limited by the maximum number of MAC-d PDUs that can be included in a single MAC-hs PDU (see [25.321]).				
NOTE 2: Alternative 1 with Fixed RLC + MAC-hs is the default configuration. For test cases that use alternatives 2 (Fixed RLC + MAC-ehs) or 3 (Flexible RLC + MAC-ehs) then this shall be explicitly stated in the test case.				
NOTE 3: The Maximum RLC payload size for Flexible RLC is 12024 bits (1503 octets, ref: TS 25.322 clause 9.2.2.9). The maximum SDU size above PDCP layer is limited to 12000 bits (1500 octets limit in QoS parameter "Max SDU size", ref: TS 24.008 clause 10.5.6.5). As no PDCP header is used in this radio bearer configuration then the RLC payload size has been limited to 12000 bits.				

6.10.2.4.6.6.2.1.1.2 MAC-d flow#2 parameters for Streaming or Interactive or background / DL: [max bit rate depending on UE category] / PS RAB

See clause 6.10.2.4.5.1.2.1.1.1.

6.10.2.4.6.6.2.1.1.3 MAC-d flow#3 parameters for DL: [max bit rate depending on UE category] SRBs for HS-DSCH

See clause 6.10.2.4.6.3.2.1.1.2.

6.10.2.4.6.6.2.2 Physical channel parameters

The physical channel configuration shall use F-DPCH.

6.10.2.4.6.6.2.2.1 Physical channel parameters on HS-PDSCH

See clause 6.10.2.4.5.1.2.2.2.

6.10.2.4.6.7 Conversational / unknown or speech / UL:[max bit rate depending on UE category and TTI] DL: [max bit rate depending on UE category] kbps / PS RAB + Streaming or Interactive or background / UL: [max bit rate depending on UE category and TTI] DL: [max bit rate

depending on UE category] / PS RAB + Streaming or Interactive or background / UL: [max bit rate depending on UE category and TTI] DL: [max bit rate depending on UE category] / PS RAB + UL: [max bit rate depending on UE category and TTI] DL: [max bit rate depending on UE category] SRBs for DCCH on E-DCH and HS-DSCH (REL-6)

- 6.10.2.4.6.7.1 Uplink
- 6.10.2.4.6.7.1.1 Transport channel parameters
- 6.10.2.4.6.7.1.1.1 Transport channel parameters for E-DCH
- 6.10.2.4.6.7.1.1.1.1 MAC-d flow #1 parameters for Conversational / unknown or speech / UL: [max bit rate depending on UE category and TTI] / PS RAB

		Alt 1 Fixed RLC + MAC- e/es (Rel-6 and later) NOTE 2	Alt 2 Flexible RLC + MAC- i/is (Rel-8 and later releases) NOTE 2
Higher layer	RAB/Signalling RB	RAB	
PDCP	PDCP header size, bit	0	
RLC	Logical channel type	DTCH	
	RLC mode	UM	
	Payload sizes, bit	88, 104, 136, 152, 168, 184, 200, 216, 280, 288, 304, 328 (alt 336)	Flexible from 88 up to 12000 (NOTE 3)
	Max data rate, bps	Depends on UE category and TTI	
	UMD PDU header, bit	8	
MAC	MAC multiplexing	N/A	
	MAC-d PDU size, bit	96, 112, 144, 160, 176, 192, 208, 224, 288, 296, 312, 336 (alt 344)	Flexible from 96 up to 12008
	MAC type	MAC-e/es	MAC-i/is
	MAC-e/es / MAC-i/is header fixed part, bit	18	24
Layer 1	TrCH type	E-DCH	
	TTI	10ms (alt. 2ms) (NOTE 1)	
	Coding type	TC	
	CRC, bit	24	
NOTE 1: The support of 2ms TTI depends on the UE category			
NOTE 2: Alternative 1 with Fixed RLC + MAC-e/es is the default configuration. For test cases that use alternative 2 (Flexible RLC + MAC-i/is) then this shall be explicitly stated in the test case.			
NOTE 3: The Maximum RLC payload size for Flexible RLC is 12024 bits (1503 octets, ref: TS 25.322 clause 9.2.2.9). The maximum SDU size above PDCP layer is limited to 12000 bits (1500 octets limit in QoS parameter "Max SDU size", ref: TS 24.008 clause 10.5.6.5). As no PDCP header is used in this radio bearer configuration then the RLC payload size has been limited to 12000 bits.			

- 6.10.2.4.6.7.1.1.1.2 MAC-d flow #2 parameters for Streaming or Interactive or background / UL: [max bit rate depending on UE category and TTI] / PS RAB

See clause 6.10.2.4.6.1.1.1.1.1.

- 6.10.2.4.6.7.1.1.1.3 MAC-d flow #3 parameters for Streaming or Interactive or background / UL: [max bit rate depending on UE category and TTI] / PS RAB

See clause 6.10.2.4.6.1.1.1.1.1.

- 6.10.2.4.6.7.1.1.1.4 MAC-d flow #4 parameters for UL: [max bit rate depending on UE category and TTI] SRBs for E-DCH

See clause 6.10.2.4.6.2.1.1.1.2.

6.10.2.4.6.7.1.2 Physical channel parameters

6.10.2.4.6.7.1.2.1 Physical channel parameters on E-DPDCH

See clause 6.10.2.4.6.1.1.2.1.

6.10.2.4.6.7.2 Downlink

6.10.2.4.6.7.2.1 Transport channel parameters

6.10.2.4.6.7.2.1.1 Transport channel parameters for HS-DSCH

6.10.2.4.6.7.2.1.1.1 MAC-d flow#1 parameters for Conversational / unknown or speech / DL: [max bit rate depending on UE category] kbps / PS RAB

		Alt 1 Fixed RLC + MAC-hs (Rel-5 and later releases) NOTE 2	Alt 2 Fixed RLC + MAC-ehs (Rel-7 and later releases) NOTE 2	Alt 3 Flexible RLC + MAC-ehs (Rel-7 and later releases) NOTE 2
Higher Layer	RAB/Signalling RB	RAB		
RLC	Logical channel type	DTCH		
	RLC mode	UM		
	Payload sizes, bit	104, 136, 152, 168, 184, 216, 288, 328 (alt 336)	104, 136, 152, 168, 184, 216, 288, 328 (alt 336)	Flexible up to 12000 (NOTE 3)
	Max data rate, bps	depends on UE category NOTE1		
	UMD PDU header, bit	8	8	8
MAC	MAC-d header, bit	0	0	0
	MAC multiplexing	N/A	N/A	N/A
	MAC-d PDU size, bit	112 , 144, 160, 176, 192, 224, 296, 336 (alt 344)	112 , 144, 160, 176, 192, 224, 296, 336 (alt 344)	Flexible
	MAC-hs Type	MAC-hs	MAC-ehs	MAC-ehs
	MAC-hs/ehs header fixed part, bit	21	24	24
Layer 1	TrCH type	HS-DSCH	HS-DSCH	HS-DSCH
	TTI	2 ms	2 ms	2 ms
	Coding type	TC	TC	TC
	CRC, bit	24	24	24
	Applicable modulation schemes	QPSK, 16QAM	QPSK, 16QAM, 64QAM	QPSK, 16QAM, 64QAM
	Applicable with MIMO	No	Yes	Yes
	Applicable with Dual-Cell HSDPA	No	Yes	Yes
NOTE 1: The peak throughput may be limited by the maximum number of MAC-d PDUs that can be included in a single MAC-hs PDU (see [25.321]).				
NOTE 2: Alternative 1 with Fixed RLC + MAC-hs is the default configuration. For test cases that use alternatives 2 (Fixed RLC + MAC-ehs) or 3 (Flexible RLC + MAC-ehs) then this shall be explicitly stated in the test case.				
NOTE 3: The Maximum RLC payload size for Flexible RLC is 12024 bits (1503 octets, ref: TS 25.322 clause 9.2.2.9). The maximum SDU size above PDCP layer is limited to 12000 bits (1500 octets limit in QoS parameter "Max SDU size", ref: TS 24.008 clause 10.5.6.5). As no PDCP header is used in this radio bearer configuration then the RLC payload size has been limited to 12000 bits.				

6.10.2.4.6.7.2.1.1.2 MAC-d flow#2 parameters for Streaming or Interactive or background / DL: [max bit rate depending on UE category] / PS RAB

See clause 6.10.2.4.5.1.2.1.1.1.

6.10.2.4.6.7.2.1.1.3 MAC-d flow#3 parameters for Streaming or Interactive or background / DL: [max bit rate depending on UE category] / PS RAB

See clause 6.10.2.4.5.1.2.1.1.1.

6.10.2.4.6.7.2.1.1.4 MAC-d flow#4 parameters for DL: [max bit rate depending on UE category] SRBs for HS-DSCH

See clause 6.10.2.4.6.3.2.1.1.2.

6.10.2.4.6.7.2.2 Physical channel parameters

The physical channel configuration shall use F-DPCH.

6.10.2.4.6.7.2.2.1 Physical channel parameters on HS-PDSCH

See clause 6.10.2.4.5.1.2.2.2.

6.10.2.4.6.8 Conversational / speech / UL:(12.65 8.85 6.6) DL:(12.65 8.85 6.6) kbps / CS RAB + Streaming or interactive or background / UL: [max bit rate depending on UE category and TTI] DL: [max bit rate depending on UE category] / PS RAB + UL:3.4 DL:3.4 kbps SRBs for DCCH + DL:0.15 kbps SRB#5 for DCCH

6.10.2.4.6.8.1 Uplink

6.10.2.4.6.8.1.1 Transport channel parameters

6.10.2.4.6.8.1.1.1 Transport channel parameters for E-DCH

6.10.2.4.6.8.1.1.1.1 MAC-d flow parameters for Streaming or interactive or background / UL: [max bit rate depending on UE category and TTI] / PS RAB

See clause 6.10.2.4.6.1.1.1.1.1

6.10.2.4.6.8.1.1.2 Transport channel parameters for Conversational / speech / UL: (12.65 8.85 6.6) kbps / CS RAB

See clause 6.10.2.4.1.62.1.1.1

6.10.2.4.6.8.1.1.3 Transport channel parameters for UL:3.4 kbps SRBs for DCCH

See clause 6.10.2.4.1.2.1.1.1

6.10.2.4.6.8.1.1.4 TFCS

See clause 6.10.2.4.1.62.1.1.3

6.10.2.4.6.8.1.1.5 TFC subset list

See clause 6.10.2.4.1.62.1.1.4

6.10.2.4.6.8.1.2 Physical channel parameters

6.10.2.4.6.8.1.2.1 Physical channel parameters on E-DPDCH

See clause 6.10.2.4.6.1.1.2.1

6.10.2.4.6.8.1.2.2 Physical channel parameters on DCH

See clause 6.10.2.4.1.62.1.2

6.10.2.4.6.8.2 Downlink

See clause 6.10.2.4.5.8.2

- 6.10.2.4.6.9 Conversational / speech / UL:(12.2, 7.95, 5.9, 4.75) kbps DL: (12.2, 7.95, 5.9, 4.75) kbps / CS RAB on E-DCH and HS-DSCH + UL: [max bit rate depending on UE category and TTI] DL: [max bit rate depending on UE category] SRBs for DCCH on E-DCH and HS-DSCH
- 6.10.2.4.6.9.1 Uplink
- 6.10.2.4.6.9.1.1 Transport channel parameters
- 6.10.2.4.6.9.1.1.1 Transport channel parameters for E-DCH
- 6.10.2.4.6.9.1.1.1.1 MAC-d flow #1 parameters for Conversational / speech / UL:(12.2, 7.75, 5.9, 4.75) kbps / CS RAB (non-scheduled)

		Alt 1 Fixed RLC + MAC- e/es (Rel-6 and later) NOTE 3	Alt 2 Flexible RLC + MAC- i/is (Rel-8 and later releases) NOTE 3
Higher layer	RAB/Signalling RB	RAB	
PDCP	Header size, bit	8	
RLC	Logical channel type	DTCH	
	RLC mode	UM	
	Payload sizes, bit	48, 104, 128, 168, 256	Flexible from 48 up to up to 12000 (NOTE 4)
	Max data rate, bps	Depends on UE category and TTI	
	UMD PDU header, bit	8	
MAC	MAC multiplexing	N/A	
	MAC-d PDU size, bit	56, 112, 136, 176, 264 (non-scheduled) NOTE1	Flexible
	MAC type	MAC-e/es	MAC-i/is
	MAC-e/es / MAC-i/is header fixed part, bit	18	24
Layer 1	TrCH type	E-DCH	
	TTI	10ms (alt. 2ms) (NOTE 2)	
	Coding type	TC	
	CRC, bit	24	
NOTE 1: Max MAC-e PDU content sizes depends on non-scheduled grant given by SRNC			
NOTE 2: The support of 2ms TTI depends on the UE category			
NOTE 3: Alternative 1 with Fixed RLC + MAC-e/es is the default configuration. For test cases that use alternative 2 (Flexible RLC + MAC-i/is) then this shall be explicitly stated in the test case.			
NOTE 4: The Maximum RLC payload size for Flexible RLC is 12024 bits (1503 octets, ref: TS 25.322 clause 9.2.2.9). The maximum SDU size above PDCP layer is limited to 12000 bits (1500 octets limit in QoS parameter "Max SDU size", ref: TS 24.008 clause 10.5.6.5). As no PDCP header is used in this radio bearer configuration then the RLC payload size has been limited to 12000 bits.			

- 6.10.2.4.6.9.1.1.1.2 MAC-d flow #2 parameters for UL: [max bit rate depending on UE category and TTI] SRBs for E-DCH

See clause 6.10.2.4.6.2.1.1.1.2.

- 6.10.2.4.6.9.1.2 Physical channel parameters

- 6.10.2.4.6.9.1.2.1 Physical channel parameters on E-DPDCH

See clause 6.10.2.4.6.1.1.2.1.

6.10.2.4.6.9.2 Downlink

6.10.2.4.6.9.2.1 Transport channel parameters

6.10.2.4.6.9.2.1.1 Transport channel parameters for HS-DSCH

6.10.2.4.6.9.2.1.1.1 MAC-d flow#1 parameters for Conversational / speech / DL:(12.2, 7,75, 5.9, 4.75) kbps / CS RAB

		Alt 1 RLC + MAC-hs (Rel-5 and later releases) NOTE2	Alt 2 RLC + MAC-ehs (Rel-7 and later releases) NOTE2
Higher Layer	RAB/Signalling RB	RAB	
PDCP	Header size, bit	8	
RLC	Logical channel type	DTCH	
	RLC mode	UM	
	Payload sizes, bit	48, 104, 128, 168, 256	48, 104, 128, 168, 256
	Max data rate, bps	depends on UE category NOTE1	
	UMD PDU header, bit	8	8
MAC	MAC-d header, bit	0	0
	MAC multiplexing	N/A	N/A
	MAC-d PDU size, bit	56, 112, 136, 176, 264	56, 112, 136, 176, 264
	MAC-hs Type	MAC-hs	MAC-ehs
	MAC-hs/ehs header fixed part, bit	21	24
Layer 1	TrCH type	HS-DSCH	HS-DSCH
	TTI	2 ms	2 ms
	Coding type	TC	TC
	CRC, bit	24	24
	Applicable modulation schemes	QPSK, 16QAM	QPSK, 16QAM, 64QAM
	Applicable with MIMO	No	Yes
	Applicable with Dual-Cell HSDPA	No	Yes
NOTE1: The peak throughput may be limited by the maximum number of MAC-d PDUs that can be included in a single MAC-hs or MAC-ehs PDU (see [25.321]).			
NOTE2: Alternative 1 with Fixed RLC + MAC-hs is the default configuration. For test cases that use alternative 2 (Fixed RLC + MAC-ehs) then this shall be explicitly stated in the test case.			

6.10.2.4.6.9.2.1.1.2 MAC-d flow#2 parameters for DL: [max bit rate depending on UE category] SRBs for HS-DSCH

See clause 6.10.2.4.6.3.2.1.1.2.

6.10.2.4.6.9.2.2 Physical channel parameters

The physical channel configuration shall use F-DPCH.

6.10.2.4.6.9.2.2.1 Physical channel parameters on HS-PDSCH

See clause 6.10.2.4.5.1.2.2.2.

- 6.10.2.4.6.10 Conversational / speech / UL:(12.65, 8.85, 6.6) kbps DL: (12.65, 8.85, 6.6) kbps / CS RAB on E-DCH and HS-DSCH + UL: [max bit rate depending on UE category and TTI] DL: [max bit rate depending on UE category] SRBs for DCCH on E-DCH and HS-DSCH
- 6.10.2.4.6.10.1 Uplink
- 6.10.2.4.6.10.1.1 Transport channel parameters
- 6.10.2.4.6.10.1.1.1 Transport channel parameters for E-DCH
- 6.10.2.4.6.10.1.1.1.1 MAC-d flow#1 parameters for Conversational / speech / UL:(12.65, 8.85, 6.6) kbps / CS RAB (non-scheduled)

		Alt 1 Fixed RLC + MAC- e/es (Rel-6 and later) NOTE 3	Alt 2 Flexible RLC + MAC- i/is (Rel-8 and later releases) NOTE 3
Higher layer	RAB/Signalling RB	RAB	
PDCP	Header size, bit	8	
RLC	Logical channel type	DTCH	
	RLC mode	UM	
	Payload sizes, bit	48, 144, 192, 264	Flexible from 48 up to up to 12000 (NOTE 4)
	Max data rate, bps	Depends on UE category and TTI	
	UMD PDU header, bit	8	
MAC	MAC multiplexing	N/A	
	MAC-d PDU size, bit	56, 152, 200, 272 (non-scheduled) NOTE 1	Flexible
	MAC type	MAC-e/es	MAC-i/is
	MAC-e/es / MAC-i/is header fixed part, bit	18	24
Layer 1	TrCH type	E-DCH	
	TTI	10ms (alt. 2ms) (NOTE 2)	
	Coding type	TC	
	CRC, bit	24	
NOTE 1: Max MAC-e PDU content sizes depends on non-scheduled grant given by SRNC			
NOTE 2: The support of 2ms TTI depends on the UE category			
NOTE 3: Alternative 1 with Fixed RLC + MAC-e/es is the default configuration. For test cases that use alternative 2 (Flexible RLC + MAC-i/is) then this shall be explicitly stated in the test case.			
NOTE 4: The Maximum RLC payload size for Flexible RLC is 12024 bits (1503 octets, ref: TS 25.322 clause 9.2.2.9). The maximum SDU size above PDCP layer is limited to 12000 bits (1500 octets limit in QoS parameter "Max SDU size", ref: TS 24.008 clause 10.5.6.5). As no PDCP header is used in this radio bearer configuration then the RLC payload size has been limited to 12000 bits.			

- 6.10.2.4.6.10.1.1.1.2. MAC-d flow#2 parameters for UL: [max bit rate depending on UE category and TTI] SRBs for E-DCH

See clause 6.10.2.4.6.2.1.1.1.2.

- 6.10.2.4.6.10.1.2 Physical channel parameters

- 6.10.2.4.6.10.1.2.1 Physical channel parameters on E-DPDCH

See clause 6.10.2.4.6.1.1.2.1.

6.10.2.4.6.10.2 Downlink

6.10.2.4.6.10.2.1 Transport channel parameters

6.10.2.4.6.10.2.1.1 Transport channel parameters for HS-DSCH

6.10.2.4.6.10.2.1.1.1 MAC-d flow#1 parameters for Conversational / speech / DL:(12.65, 8.85, 6.6) kbps / CS RAB

		Alt 1 RLC + MAC-hs (Rel-5 and later releases) NOTE2	Alt 2 RLC + MAC-ehs (Rel-7 and later releases) NOTE2
Higher Layer	RAB/Signalling RB	RAB	
PDCP	Header size, bit	8	
RLC	Logical channel type	DTCH	
	RLC mode	UM	
	Payload sizes, bit	48, 144, 192, 264	48, 144, 192, 264
	Max data rate, bps	depends on UE category NOTE1	
	UMD PDU header, bit	8	8
MAC	MAC-d header, bit	0	0
	MAC multiplexing	N/A	N/A
	MAC-d PDU size, bit	56, 152, 200, 272	56, 152, 200, 272
	MAC-hs Type	MAC-hs	MAC-ehs
	MAC-hs/ehs header fixed part, bit	21	24
Layer 1	TrCH type	HS-DSCH	HS-DSCH
	TTI	2 ms	2 ms
	Coding type	TC	TC
	CRC, bit	24	24
	Applicable modulation schemes	QPSK, 16QAM	QPSK, 16QAM, 64QAM
	Applicable with MIMO	No	Yes
	Applicable with Dual-Cell HSDPA	No	Yes
NOTE1: The peak throughput may be limited by the maximum number of MAC-d PDUs that can be included in a single MAC-hs or MAC-ehs PDU (see [25.321]).			
NOTE2: Alternative 1 with Fixed RLC + MAC-hs is the default configuration. For test cases that use alternative 2 (Fixed RLC + MAC-ehs) then this shall be explicitly stated in the test case.			

6.10.2.4.6.10.2.1.1.2 MAC-d flow#2 parameters for DL: [max bit rate depending on UE category] SRBs for HS-DSCH

See clause 6.10.2.4.6.3.2.1.1.2.

6.10.2.4.6.10.2.2 Physical channel parameters

The physical channel configuration shall use F-DPCH.

6.10.2.4.6.10.2.2.1 Physical channel parameters on HS-PDSCH

See clause 6.10.2.4.5.1.2.2.2.

6.10.2.4.7 Combinations on PRACH and HS-DSCH

6.10.2.4.7.1 Interactive/Background / UL:32 DL: [max bit rate depending on UE category] with fixed or flexible RLC and MAC-ehs / PS RAB + SRBs for CCCH + DCCH on RACH and SRB with fixed RLC and MAC-ehs on HS-DSCH / DL:QPSK

6.10.2.4.7.1.1 Uplink

6.10.2.4.7.1.1.1 Transport channel parameters

6.10.2.4.7.1.1.1.1 Transport channel for Interactive/Background / UL: 32 kbps / PS RAB + SRBs for CCCH + DCCH

See clause 6.10.2.4.4.1.1.1

6.10.2.4.7.1.1.1.2 TFCS

See clause 6.10.2.4.4.1.1.2

6.10.2.4.7.1.1.2 Physical channel parameters

See clause 6.10.2.4.4.1.2

6.10.2.4.7.1.1.3 Downlink

6.10.2.4.7.1.1.3.1 Transport channel parameters

6.10.2.4.7.1.1.3.2 Transport channel parameters for HS-DSCH

6.10.2.4.7.1.1.3.2.1 MAC-ehs queue id#0 parameters for DL: [max bit rate depending on UE category] SRBs for HS-DSCH

		Fixed RLC + MAC-ehs (Rel-7 and later releases)	
Higher layer	RAB/Signalling RB	SRB#0	SRB#1
RLC	Logical channel type	CCCH	DCCH
	RLC mode	UM	UM
	Payload sizes, bit	136	136
	Max data rate, bps	Depends on UE Category (NOTE1)	
	UMD PDU header, bit	8	8
MAC	MAC-d header, bit	0	
	MAC multiplexing	N/A	
	MAC-d PDU size, bit	144 (Note 2)	
	MAC-c header, bit	0	0 or 32 (Note 3)
	MAC-hs Type	MAC-ehs	
	MAC-ehs header fixed part, bit	24	
Layer 1	TrCH type	HS-DSCH	
	TTI	2 ms	
	Coding type	TC	
	CRC, bit	24	
	Applicable modulation schemes	QPSK, 16QAM	

NOTE 1: The peak throughput may be limited by the maximum number of MAC-d PDUs that can be included in a single MAC-ehs PDU (see 3GPP TS 25.321 [38]).
NOTE 2: MAC-d PDU size is equal to RLC PDU size as there is no MAC-d header. Therefore RLC PDU size is commonly used and referenced in 3GPP TS 25.331 [34].
NOTE 3: MAC-c header can be either 0 or 32 bits (U-RNTI = 32 bits) for SRB1. The U-RNTI is only included as MAC-c header to MAC-d PDU for DCCH (SRB#1 only) when common H-RNTI is used (see 3GPP TS 25.321 [38]).

6.10.2.4.7.1.1.3.2.2 MAC-ehs queue id#1 parameters for DL: [max bit rate depending on UE category] SRBs for HS-DSCH

		Fixed RLC + MAC-ehs (Rel-7 and later releases)		
Higher layer	RAB/Signalling RB	SRB#2	SRB#3	SRB#4
RLC	Logical channel type	DCCH	DCCH	DCCH
	RLC mode	AM	AM	AM
	Payload sizes, bit	128	128	128
	Max data rate, bps	Depends on UE Category (NOTE1)		
	AMD PDU header, bit	16	16	16
MAC	MAC-d header, bit	0		
	MAC multiplexing	N/A		
	MAC-d PDU size, bit	144 (Note 2)		
	MAC-hs Type	MAC-ehs		
	MAC-ehs header fixed part, bit	24		
Layer 1	TrCH type	HS-DSCH		
	TTI	2ms		
	Coding type	TC		
	CRC, bit	24		
	Applicable modulation schemes	QPSK, 16QAM		
NOTE 1: The peak throughput may be limited by the maximum number of MAC-d PDUs that can be included in a single MAC-ehs PDU (see 3GPP TS 25.321 [38]).				
NOTE 2: MAC-d PDU size is equal to RLC PDU size as there is no MAC-d header. Therefore RLC PDU size is commonly used and referenced in 3GPP TS 25.331 [34].				

6.10.2.4.7.1.1.3.2.3 MAC-ehs queue id#2 parameters for Interactive or background / DL: [max bit rate depending on UE category] / PS RAB

		Alt 1 Fixed RLC + MAC-ehs (Rel-7 and later releases) NOTE 4	Alt 2 Flexible RLC + MAC-ehs (Rel-7 and later releases) NOTE 4
Higher layer	RAB/Signalling RB	RAB	RAB
RLC	Logical channel type	DTCH	DTCH
	RLC mode	AM	AM
	Payload sizes, bit	320	Flexible up to 12000 (Note 2)
	Max data rate, bps	depends on UE category (NOTE 1)	depends on UE category (NOTE 1)
	AMD PDU header, bit	16	16
MAC	MAC-d header, bit	0	0
	MAC multiplexing	N/A	N/A
	MAC-d PDU size, bit	336	Flexible (Note 3)
	MAC-hs Type	MAC-ehs	MAC-ehs
	MAC-ehs header fixed part, bit	24	24
Layer 1	TrCH type	HS-DSCH	HS-DSCH
	TTI	2 ms	2 ms
	Coding type	TC	TC
	CRC, bit	24	24
	Applicable modulation schemes	QPSK, 16QAM	QPSK, 16QAM
NOTE 1: The peak throughput may be limited by the maximum number of MAC-d PDUs that can be included in a single MAC-ehs PDU (see 3GPP TS 25.321 [38]).			
NOTE 2: The Maximum RLC payload size for Flexible RLC is 12024 bits (1503 octets, ref: TS 25.322 clause 9.2.2.9). The maximum SDU size above PDCP layer is limited to 12000 bits (1500 octets limit in QoS parameter "Max SDU size", ref: TS 24.008 clause 10.5.6.5). As no PDCP header is used in this radio bearer configuration then the RLC payload size has been limited to 12000 bits.			
NOTE 3: MAC-d PDU size is equal to RLC PDU size as there is no MAC-d header. Therefore RLC PDU size is commonly used and referenced in 3GPP TS 25.331 [34].			
NOTE 4: Alternative 1 with Fixed RLC is the default configuration. For test cases that use alternative 2 (Flexible RLC) then this shall be explicitly stated in the test case.			

6.10.2.4.7.1.1.3.2.4 Transport channel parameters of SRB for PCCH

See clause 6.10.2.4.3.1.1.

6.10.2.4.7.1.1.3.6 Transport channel parameters of SRB for BCCH

Higher layer	RAB/signalling RB	SRB
	User of Radio Bearer	RRC
RLC	Logical channel type	BCCH
	RLC mode	TM
	Payload sizes, bit	144
	Max data rate, bps	Depends on UE category
	TrD PDU header, bit	0
MAC	MAC header, bit	0
	MAC multiplexing	N/A
	MAC-d PDU size, bits	144 (Note 1)
	MAC-hs Type	MAC-ehs
	MAC-ehs header fixed part, bit	24
Layer 1	TrCH type	HS-DSCH
	TTI, ms	2ms
	Coding type	TC
	CRC, bit	24
	Applicable modulation scheme	QPSK

NOTE 1: MAC-d PDU size is equal to RLC PDU size as there is no MAC-d header. Therefore RLC PDU size is commonly used and referenced in 3GPP TS 25.331 [34]

6.10.2.4.7.1.1.4 Physical channel parameters

6.10.2.4.7.1.1.4.1 Physical channel parameters on HS-PDSCH

See clause 6.10.2.4.5.1.2.2.2.

6.10.3 RAB and signalling RB for TDD

6.10.3.1 RABs and signalling RBs

In the following clauses, the typical parameter sets are presented for reference RABs, signalling RBs and important combinations of them. The data rate given for each RAB is the maximum data rate that can be supported by that RAB.

NOTE: The granularity for each RAB needs to be clarified.

Table 6.10.3.1.1: Prioritized RABs

#	Traffic class ^[3]	SSD ^[3]	Max. rate, kbps	CS/PS
1	Conversational	Speech	UL:12.2 DL:12.2	CS
1a	Conversational	Speech	UL: (12.2 7.95 5.9 4.75) DL:(12.2 7.95 5.9 4.75)	CS
2	Conversational	Speech	UL:10.2 DL:10.2	CS
2a	Conversational	Speech	UL:(10.2 , 6.7, 5.9, 4.75) DL:10.2, 6.7, 5.9, 4.75)	CS
3	Conversational	Speech	UL:7.95 DL:7.95	CS
4	Conversational	Speech	UL:7.4 DL:7.4	CS
4a	Conversational	Speech	UL:(12.2 7.95 5.9 4.75, DL:(12.2 7.95 5.9 4.75)	CS
5	Conversational	Speech	UL:6.7 DL:6.7	CS
6	Conversational	Speech	UL:5.9 DL:5.9	CS
7	Conversational	Speech	UL:5.15 DL:5.15	CS
8	Conversational	Speech	UL:4.75 DL:4.75	CS
9	Conversational	Unknown	UL:28.8 DL:28.8	CS
10	Conversational	Unknown	UL:64 DL:64	CS
11	Conversational	Unknown	UL:32 DL:32	CS
11a	Conversational	Unknown	UL:8 DL:8	CS
12	Streaming	Unknown	UL:14.4 DL:14.4	CS
13	Streaming	Unknown	UL:28.8 DL:28.8	CS
14	Streaming	Unknown	UL:57.6 DL:57.6	CS
15	Void			
15a	Streaming	Unknown	UL:16 DL:64	PS
16	Void			
17	Void			
18	Void			
19	Void			
20	Interactive or Background	N/A	UL:32 DL:8	PS
20a	Interactive or Background	N/A	UL:8 DL:8	PS
20b	Interactive or Background	N/A	UL:16 DL:16	PS
20c	Interactive or Background	N/A	UL:32 DL:32	PS
21	Void			
22	Interactive or Background	N/A	UL:32 DL:64	PS
23	Interactive or Background	N/A	UL:64 DL:64	PS
24	Interactive or Background	N/A	UL:64 DL:128	PS
25	Interactive or Background	N/A	UL:128 DL:128	PS
26	Interactive or Background	N/A	UL:64 DL:384	PS
27	Interactive or Background	N/A	UL:128 DL:384	PS
28	Interactive or Background	N/A	UL:384 DL:384	PS
29	Interactive or Background	N/A	UL:64 DL:2048	PS
30	Interactive or Background	N/A	UL:128 DL:2048	PS
31	Void			
32	Interactive or Background	N/A	UL:64 DL:256	PS
33	Interactive or Background	N/A	UL:0 DL:32	PS
34	Interactive or Background	N/A	UL:32 DL:0	PS
35	Interactive or Background	N/A	UL:64 DL:144	PS
36	Interactive or Background	N/A	UL:144 DL:144	PS

Table 6.10.3.1.2: Signalling RBs

#	Maximum rate, kbps	Logical channel	PhyCh onto which SRBs are mapped
1	UL:1.7 DL:1.7	DCCH	DPCH
2	UL:3.4 DL:3.4	DCCH	DPCH
3	UL:13.6 DL:13.6	DCCH	DPCH
4	DL:27.2 (alt. 13.6)	DCCH	SCCPCH
5	UL:16.8	CCCH	PRACH
6	DL:32 (alt. 16)	CCCH	SCCPCH
7	DL:33.6 (alt. 16.8)	BCCH	SCCPCH
8	DL:12 (alt. 8)	PCCH	SCCPCH
9	UL:16.8	SHCCH	PRACH
10	UL:16.8	SHCCH	PRACH or PUSCH
11	DL:32 (alt. 16)	SHCCH	SCCPCH
12	DL:16	SHCCH	SCCPCH or PDSCH

6.10.3.2 Combinations of RABs and Signalling RBs

In the present document, physical channel parameters for following combinations of RABs and signalling RBs on a CCTrCH are described.

NOTE: It is understood that for speech service the AMR mode may be operated asymmetrically for the uplink and downlink.

Combinations on DPCH

- 1) Stand-alone UL:1.7 DL:1.7 kbps SRBs for DCCH.
- 1a) Stand-alone UL:1.7 DL:1.7 kbps SRBs for DCCH (multiframe).
- 2) Stand-alone UL:3.4 DL:3.4 kbps SRBs for DCCH.
- 3) Stand-alone UL:13.6 DL:13.6 kbps SRBs for DCCH.
- 4) Conversational / speech / UL:12.2 DL:12.2 kbps / CS RAB
+ UL:3.4 DL:3.4 kbps SRBs for DCCH.
- 4a) Conversational / speech / UL:(12.2 7.95 5.9 4.75) DL:(12.2 7.95 5.9 4.75) kbps / CS RAB
+ UL:3.4 DL:3.4 kbps SRBs for DCCH
- 5) Conversational / speech / UL:10.2 DL:10.2 kbps / CS RAB
+ UL:3.4 DL:3.4 kbps SRBs for DCCH.
- 5a) Conversational / speech / UL:(10.2, 6.7, 5.9, 4.75) DL:(10.2, 6.7, 5.9, 4.75) kbps / CS RAB
+ UL:3.4 DL:3.4 kbps SRBs for DCCH
- 6) Conversational / speech / UL:7.95 DL:7.95 kbps / CS RAB
+ UL:3.4 DL:3.4 kbps SRBs for DCCH.
- 7) Conversational / speech / UL:7.4 DL:7.4 kbps / CS RAB
+ UL:3.4 DL:3.4 kbps SRBs for DCCH.
- 7a) Conversational / speech / UL:(7.4, 6.7, 5.9, 4.75) DL:(7.4, 6.7, 5.9, 4.75) kbps / CS RAB
+ UL:3.4 DL:3.4 kbps SRBs for DCCH8) Conversational / speech / UL:6.7 DL:6.7 kbps / CS RAB
+ UL:3.4 DL:3.4 kbps SRBs for DCCH.
- 9) Conversational / speech / UL:5.9 DL:5.9 kbps / CS RAB
+ UL:3.4 DL:3.4 kbps SRBs for DCCH.
- 10) Conversational / speech / UL:5.15 DL:5.15 kbps / CS RAB
+ UL:1.7 DL:1.7 kbps SRBs for DCCH.

- 11) Conversational / speech / UL:4.75 DL:4.75 kbps / CS RAB
+ UL:1.7 DL:1.7 kbps SRBs for DCCH.
- 12) Conversational / unknown / UL:28.8 DL:28.8 kbps / CS RAB
+ UL:3.4 DL:3.4 kbps SRBs for DCCH.
- 13) Conversational / unknown / UL:64 DL:64 kbps / CS RAB
+ UL:3.4 DL:3.4 kbps SRBs for DCCH.
- 14) Conversational / unknown / UL:32 DL:32 kbps / CS RAB
+ UL:3.4 DL:3.4 kbps SRBs for DCCH.
- 15) Streaming / unknown / UL:14.4/DL:14.4 kbps / CS RAB
+ UL:3.4 DL:3.4 kbps SRBs for DCCH.
- 16) Streaming / unknown / UL:28.8/DL:28.8 kbps / CS RAB
+ UL:3.4 DL:3.4 kbps SRBs for DCCH.
- 17) Streaming / unknown / UL:57.6/DL:57.6 kbps / CS RAB
+ UL:3.4 DL:3.4 kbps SRBs for DCCH.
- 18) Void.
- 19) Void.
- 20) Void.
- 21) Void.
- 22) Void..
- 23) Interactive or background / UL:32 DL:8 kbps / PS RAB
+ UL:3.4 DL:3.4 kbps SRBs for DCCH.
- 23a) Interactive or background / UL:8 DL:8 kbps / PS RAB
+ UL:3.4 DL:3.4 kbps SRBs for DCCH
- 23b) Interactive or background / UL:16 DL:16 kbps / PS RAB
+ UL:3.4 DL:3.4 kbps SRBs for DCCH
- 23c) Interactive or background / UL:32 DL:32 kbps / PS RAB
+ UL:3.4 DL:3.4 kbps SRBs for DCCH
- 23d) Interactive or background / UL:32 DL:32 kbps / PS RAB (20 ms TTI)
+ UL:3.4 DL:3.4 kbps SRBs for DCCH
- 24) Void..
- 25) Interactive or background / UL:32 DL: 64 kbps / PS RAB
+ UL:3.4 DL:3.4 kbps SRBs for DCCH.
- 26) Interactive or background / UL:64 DL: 64 kbps / PS RAB
+ UL:3.4 DL:3.4 kbps SRBs for DCCH.
- 27) Interactive or background / UL:64 DL:128 kbps / PS RAB
+ UL:3.4 DL:3.4 kbps SRBs for DCCH.
- 28) Interactive or background / UL:128 DL:128 kbps / PS RAB
+ UL:3.4 DL:3.4 kbps SRBs for DCCH.
- 29) Interactive or background / UL:64 DL:144 kbps / PS RAB
+ UL:3.4 DL:3.4 kbps SRBs for DCCH.
- 30) Interactive or background / UL:144 DL:144 kbps / PS RAB
+ UL:3.4 DL:3.4 kbps SRBs for DCCH.

- 31) Interactive or background / UL:64 DL:256 kbps / PS RAB
+ UL:3.4 DL: 3.4 kbps SRBs for DCCH.
- 32) Interactive or background / UL:64 DL:384 kbps / PS RAB
+ UL:3.4 DL: 3.4 kbps SRBs for DCCH.
- 33) Interactive or background / UL:128 DL:384 kbps / PS RAB
+ UL:3.4 DL:3.4 kbps SRBs for DCCH.
- 34) Interactive or background / UL:384 DL:384 kbps / PS RAB
+ UL:3.4 DL:3.4 kbps SRBs for DCCH.
- 35) Interactive or background / UL:64 DL:2 048 kbps / PS RAB
+ UL:3.4 DL:3.4 kbps SRBs for DCCH.
- 36) Interactive or background / UL:128 DL:2 048 kbps / PS RAB
+ UL:3.4 DL:3.4 kbps SRBs for DCCH.
- 37) Interactive or background / UL:384 DL:2 048 kbps / PS RAB
+ UL:3.4 DL:3.4 kbps SRBs for DCCH.
- 38) Conversational / speech / UL:12.2 DL:12.2 kbps / CS RAB
+ Interactive or background / UL:32 DL:8 kbps / PS RAB
+ UL:3.4 DL:3.4 kbps SRBs for DCCH.
- 38a) Conversational / speech / 12.2 kbps / CS RAB
+ Interactive or background / UL:0 DL:0 kbps / PS RAB + UL:3.4 DL:3.4 kbps SRBs for DCCH
- 38b) Conversational / speech / UL:12.2 DL:12.2 kbps / CS RAB
+ Interactive or background/ UL:8 DL:8 kbps / PS RAB + UL:3.4 DL:3.4 kbps SRBs for DCCH
- 38c) Conversational / speech / UL:12.2 DL:12.2 kbps / CS RAB
+ Interactive or background/ UL:32 DL:32 kbps / PS RAB + UL:3.4 DL:3.4 kbps SRBs for DCCH
- 38d) Conversational / speech / UL:12.2 DL:12.2 kbps / CS RAB
+ Interactive or background/ UL:64 DL:64 kbps / PS RAB
+ Interactive or background / UL:64 DL:64 kbps / PS RAB + UL:3.4 DL:3.4 kbps SRBs for DCCH
- 38e) Conversational / speech / UL:(12.2 7.95 5.9 4.75) DL:(12.2 7.95 5.9 4.75) kbps / CS RAB
+ Interactive or background / UL:0 DL:0 kbps / PS RAB
+ UL:3.4 DL:3.4 kbps SRBs for DCCH
- 38f) Conversational / speech / (12.2 7.95 5.9 4.75) kbps / CS RAB
+ Interactive or background / UL:8 DL:8 kbps / PS RAB + UL:3.4 DL:3.4 kbps SRBs for DCCH
- 38g) Conversational / speech / (12.2 7.95 5.9 4.75) kbps / CS RAB
+ Interactive or background / UL:16 DL:16 kbps / PS RAB + UL:3.4 DL:3.4 kbps SRBs for DCCH
- 38h) Conversational / speech / (12.2 7.95 5.9 4.75) kbps / CS RAB
+ Interactive or background / UL:32 DL:32 kbps / PS RAB + UL:3.4 DL:3.4 kbps SRBs for DCCH
- 38i) Conversational / speech / (12.2 7.95 5.9 4.75) kbps / CS RAB
+ Interactive or background / UL:64 DL:64 kbps / PS RAB
+ UL:3.4 DL:3.4 kbps SRBs for DCCH
- 38j) Conversational / speech / (12.2 7.95 5.9 4.75) kbps / CS RAB
+ Interactive or background / UL:64 DL:128 kbps / PS RAB
+ UL:3.4 DL:3.4 kbps SRBs for DCCH
- 39) Conversational / speech / UL:12.2 DL:12.2 kbps / CS RAB
+ Interactive or background / UL:32 DL:64 kbps / PS RAB
+ UL:3.4 DL:3.4 kbps SRBs for DCCH.
- 40) Conversational / speech / UL:12.2 DL:12.2 kbps / CS RAB
+ Interactive or background / UL:64 DL:64 kbps / PS RAB
+ UL:3.4 DL: 3.4 kbps SRBs for DCCH.

- 41) Conversational / speech / UL:12.2 DL:12.2 kbps / CS RAB
+ Interactive or background / UL:64 DL:128 kbps / PS RAB
+ UL:3.4 DL:3.4 kbps SRBs for DCCH.
- 42) Conversational / speech / UL:12.2 DL:12.2 kbps / CS RAB
+ Interactive or background / UL:64 DL:256 kbps / PS RAB
+ UL:3.4 DL:3.4 kbps SRBs for DCCH.
- 43) Conversational / speech / UL:12.2 DL:12.2 kbps / CS RAB
+ Interactive or background / UL:64 DL:384 kbps / PS RAB
+ UL:3.4 DL:3.4 kbps SRBs for DCCH.
- 44) Conversational / speech / UL:12.2 DL:12.2 kbps / CS RAB
+ Interactive or background / UL:128 DL:2 048 kbps / PS RAB
+ UL:3.4 DL:3.4 kbps SRBs for DCCH.
- 45) Conversational / speech / UL:12.2 DL:12.2 kbps / CS RAB
+ Streaming / unknown / UL:57.6 DL:57.6 kbps / CS RAB
+ UL:3.4 DL:3.4 kbps SRBs for DCCH.
- 46) Void
- 47) Void
- 48) Void
- 49) Conversational / speech / UL:12.2 DL:12.2 kbps / CS RAB
+ Conversational / unknown / UL:64 DL:64 kbps / CS RAB
+ UL:3.4 DL:3.4 kbps SRBs for DCCH.
- 49a) Conversational / speech / UL:(12.2 7.95 5.9 4.75) DL:(12.2 7.95 5.9 4.75) kbps / CS RAB
+ Conversational / unknown / UL:64 DL:64 kbps / CS RAB
+ UL:3.4 DL:3.4 kbps SRBs for DCCH
- 50) Conversational / unknown / UL:64 DL:64 kbps / CS RAB
+ Conversational / unknown / UL:64 DL:64 kbps / CS RAB
+ UL:3.4 DL:3.4 kbps SRBs for DCCH.
- 51) Conversational / unknown / UL:64 DL:64 kbps / CS RAB
+ Interactive or background / UL:64 DL:64 kbps / PS RAB
+ UL:3.4 DL:3.4 kbps SRBs for DCCH.
- 51a) Conversational / unknown / UL:64 DL:64 kbps / CS RAB
+ Interactive or Background / UL:8 DL:8 kbps / PS RAB
+ UL:3.4 DL:3.4 kbps SRBs for DCCH
- 51b) Conversational / unknown / UL:64 DL:64 kbps / CS RAB
+ Interactive or Background / UL:16 DL:64 kbps / PS RAB
+ UL:3.4 DL:3.4 kbps SRBs for DCCH
- 52) Conversational / unknown / UL:64 DL:64 kbps / CS RAB
+ Interactive or background / UL:64 DL:128 kbps / PS RAB
+ UL:3.4 DL:3.4 kbps SRBs for DCCH.
- 53) Conversational / unknown / UL:64 DL:64 kbps / CS RAB
+ Interactive or background / UL:128 DL:128 kbps / PS RAB
+ UL:3.4 DL:3.4 kbps SRBs for DCCH.
- 54) Void.
- 55) Void
- 56) Interactive or background / UL:8 DL:8 kbps / PS RAB
+ Interactive or background / UL:8 DL:8 kbps / PS RAB
+ UL:3.4 DL:3.4 kbps SRBs for DCCH

- 57) Interactive or background / UL:64 DL:64 kbps / PS RAB
+ Interactive or background / UL:64 DL:64 kbps / PS RAB
+ UL:3.4 DL:3.4 kbps SRBs for DCCH
- 58) Streaming / unknown / UL:16 DL:64 kbps / PS RAB
+ Interactive or background / UL:8 DL:8 kbps / PS RAB
+ UL:3.4 DL:3.4 kbps SRBs for DCCH
- 59) Reserved for future use
- 60) Reserved for future use
- 61) Conversational / unknown / UL:8 DL:8 kbps / PS RAB
+ Interactive or Background / UL:8 DL:8 kbps / PS RAB
+ UL:3.4 DL:3.4 kbps SRBs for DCCH

Combinations on PDSCH, SCCPCH, PUSCH and PRACH

- 1) Interactive or background / UL:64 DL:256 kbps / PS RAB
+ UL: 3.4/16.8 DL:3.4/ 33.6 kbps SRBs for DCCH, CCCH and BCCH
+ UL:16.8 DL: 16 kbps SRBs for SHCCH.
- 2) Interactive or background / UL:64 DL:384 kbps / PS RAB
+ UL: 3.4/16.8 DL: 3.4/33.6 kbps SRBs for DCCH, CCCH and BCCH
+ UL: 16.8 DL: 16 kbps SRBs for SHCCH.
- 3) Interactive or background / UL:64 DL:2 048 kbps / PS RAB
+ UL:3.4/16.8 DL: 3.4/33.6 kbps SRBs for DCCH, CCCH and BCCH
+ UL: 16.8 DL: 16 kbps SRBs for SHCCH.
- 4) Interactive or background / UL:384 DL:2 048 kbps / PS RAB
+ UL:3.4/16.8 DL: 3.4/33.6 kbps SRBs for DCCH, CCCH and BCCH
+ UL: 16.8 DL: 16 kbps SRBs for SHCCH.

Combinations on PDSCH, SCCPCH, DPCH, PUSCH and PRACH

- 1) Conversational / speech / UL:12.2 DL:12.2 kbps / CS RAB
+ UL:3.4 DL:3.4 kbps SRBs for DCCH
+ Interactive or background / UL:64 DL:256 kbps / PS RAB
+ UL:16.8 kbps SRBs for CCCH and SHCCH
+ DL: 33.6 kbps SRBs for CCCH, SHCCH and BCCH.
- 2) Conversational / speech / UL:12.2 DL:12.2 kbps / CS RAB
+ UL:3.4 DL:3.4 kbps SRBs for DCCH
+ Interactive or background / UL:64 DL:384 kbps / PS RAB
+ UL:16.8 kbps SRBs for CCCH and SHCCH
+ DL: 33.6 kbps SRBs for CCCH, SHCCH and BCCH.
- 3) Conversational / speech / UL:12.2 DL:12.2 kbps / CS RAB
+ UL:3.4 DL:3.4 kbps SRBs for DCCH
+ Interactive or background / UL:64 DL:2 048 kbps / PS RAB
+ UL:16.8 kbps SRBs for CCCH and SHCCH
+ DL: 33.6 kbps SRBs for CCCH, SHCCH and BCCH.

Combinations on SCCPCH

- 1) Stand-alone 12 kbps SRB for PCCH.
- 2) Interactive or background / DL:32 kbps / PS RAB
+ SRB for CCCH
+ SRBs for DCCH
+ SRB for BCCH.
- 2a) Interactive/Background 32 kbps PS RAB + Interactive/Background 32 kbps PS RAB
+ SRBs for CCCH

- + SRB for DCCH
- + SRB for BCCH
- 2b) SRBs for CCCH
 - + SRB for DCCH
 - + SRB for BCCH
- 3) Interactive or background / DL:32 kbps / PS RAB
 - + SRB for PCCH
 - + SRB for CCCH
 - + SRBs for DCCH
 - + SRB for BCCH.
- 3a) SRB for PCCH
 - + SRB for CCCH
 - + SRB for DCCH
 - + SRB for BCCH
- 4) RB for CTCH
 - + SRB for CCCH
 - + SRB for BCCH

Combinations on PRACH

- 1) Interactive or background / UL:12.8 kbps / PS RAB
 - + SRB for CCCH
 - + SRBs for DCCH.

Combinations on DPCH and HS-PDSCH

- 1) Interactive or background / UL:64 DL: [max bit rate depending on UE category] / PS RAB + UL:3.4 DL:3.4 kbps SRBs for DCCH (REL-5)
- 2) Interactive or background / UL:128 DL: [max bit rate depending on UE category] / PS RAB + UL:3.4 DL:3.4 kbps SRBs for DCCH (REL-5)
- 3) Interactive or background / UL:384 DL: [max bit rate depending on UE category] / PS RAB + UL:3.4 DL:3.4 kbps SRBs for DCCH (REL-5)
- 4) Conversational / speech / UL:12.2 DL:12.2 kbps / CS RAB + Interactive or background / UL:384 DL:[Bit rate depending on the UE category] / PS RAB + UL:3.4 DL:3.4 kbps SRBs for DCCH (REL-5)
- 5) Conversational / speech / UL:12.2 DL:12.2 kbps / CS RAB + Interactive or background / UL:64 DL:[Bit rate depending on the UE category] / PS RAB + UL:3.4 DL:3.4 kbps SRBs for DCCH (REL-5)
- 6) Conversational / unknown / UL:64 DL:64 kbps / CS RAB + Interactive or background / UL:384 DL:[Bit rate depending on the UE category] / PS RAB + UL:3.4 DL:3.4 kbps SRBs for DCCH (REL-5)
- 7) Conversational / unknown / UL:64 DL:64 kbps / CS RAB + Interactive or background / UL:64 DL:[Bit rate depending on the UE category] / PS RAB + UL:3.4 DL:3.4 kbps SRBs for DCCH (REL-5)
- 8) Interactive or background / UL:384 DL:[Bit rate depending on the UE category] / PS RAB + Interactive or background / UL:384 DL:[Bit rate depending on the UE category] / PS RAB + UL:3.4 DL:3.4 kbps SRBs for DCCH (REL-5)
- 9) Interactive or background / UL:64 DL:[Bit rate depending on the UE category] / PS RAB + Interactive or background / UL:64 DL:[Bit rate depending on the UE category] / PS RAB + UL:3.4 DL:3.4 kbps SRBs for DCCH (REL-5)
- 10) Streaming / unknown / UL:128 DL: [guaranteed 128, max bit rate depending on UE category] kbps / PS RAB + Interactive or background / UL:128 DL: [max bit rate depending on UE category] / PS RAB + UL:3.4 DL:3.4 kbps SRBs for DCCH (REL-5)
- 11) Conversational / speech / UL:12.2 DL:12.2 kbps / CS RAB + Streaming / unknown / UL:128 DL: [guaranteed 128, max bit rate depending on UE category] kbps / PS RAB + Interactive or background / UL:128 DL: [max bit rate depending on UE category] / PS RAB + UL:3.4 DL:3.4 kbps SRBs for DCCH (REL-5)

6.10.3.3 Example of linkage between RABs and services

RABs, which are included in the present document, can provide the services as shown in table 6.10.1.1: Traffic classes. Furthermore, the required BER for each RAB, which is assumed in the present document, is shown in table 6.10.3.3.1.

Table 6.10.3.3.1: Example of linkage between RABs and services

Traffic class ^[3]	RAB			Residual BER ^[3]	Services
	SSD ^[3]	Max. rate, kbps	CS/PS		
Conversational	Speech	UL:4.75-12.2 DL:4.75-12.2	CS	5×10^{-4} , 1×10^{-3} , 5×10^{-3}	AMR speech
Conversational	Unknown	UL:64 DL:64	CS	1×10^{-4} or 1×10^{-6}	UDI 1B, 64k 3G-324M ^[4]
Conversational	Unknown	UL:32 DL:32	CS	1×10^{-4} or 1×10^{-6}	32k 3G-324M ^[4]
Conversational	Unknown	UL:28.8 DL:28.8	CS	1×10^{-3}	Transparent modem
Streaming	Unknown	UL:14.4 DL:14.4	CS	1×10^{-3}	FAX ^[6]
Streaming	Unknown	UL:28.8 DL:28.8	CS	1×10^{-3}	FAX ^[6] PIAFS 32 kbps
Streaming	Unknown	UL:57.6 DL:57.6	CS	1×10^{-3}	Modem ^[6] , FTM ^[5] , PIAFS 64 kbps
Streaming	Unknown	UL:64-128 or DL:64-384	CS	1×10^{-3} or 1×10^{-4}	Streaming video, uni-directional
Interactive or Background	N/A	UL:32-384 DL:8-2048	PS	1×10^{-3} or 1×10^{-4}	Packet

NOTE 1: SMS can be provided via the signalling RB (DCCH) on DPCH or SCCPCH.

NOTE 2: CBS can be provided via the signalling RB (CTCH) on SCCPCH

NOTE 3: UDI *n*B can be provided via *n* RABs of conversational 64 kbps.

6.10.3.4 Typical radio parameter sets

NOTE The order of tables and MAC-d flow numbering in this section may be different than the RB IDs and MAC-d flow IDs as defined in default messages in section 9.

6.10.3.4.1 Combinations on DPCH

6.10.3.4.1.1 Stand-alone UL:1.7 DL:1.7 kbps SRBs for DCCH

6.10.3.4.1.1.1 Uplink

6.10.3.4.1.1.1.1 Transport channel parameters

6.10.3.4.1.1.1.1.1 Transport channel parameters for UL:1.7 kbps SRBs for DCCH

Higher layer	RAB/signalling RB		SRB#1	SRB#2	SRB#3	SRB#4
	User of Radio Bearer		RRC	RRC	NAS_DT High priority	NAS_DT Low priority
RLC	Logical channel type		DCCH	DCCH	DCCH	DCCH
	RLC mode		UM	AM	AM	AM
	Payload sizes, bit		136	128	128	128
	Max data rate, bps		1 700	1 600	1 600	1 600
	AMD/UMD PDU header, bit		8	16	16	16
MAC	MAC header, bit		4	4	4	4
	MAC multiplexing		4 logical channel multiplexing			
Layer 1	TrCH type		DCH			
	TB sizes, bit		148 (alt. 0,148) (note)			
	TFS	TF0, bits		0x148 (alt 1x0) (note)		
		TF1, bits		1x148		
	TTI, ms		80			
Coding type		CC 1/3				

	CRC, bit	16
	Max number of bits/TTI before rate matching	516
	Max number of bits/radio frame before rate matching	65
	RM attribute	155 to 185
NOTE: Alternative parameters enable the measurement "transport channel BLER" in the UTRAN.		

6.10.3.4.1.1.1.2 TFCS

TFCS size	2
TFCS	SRBs for DCCH = (TF0), (TF1)
NOTE: The first TFC is required for the alt. case, optional otherwise.	

6.10.3.4.1.1.1.2 Physical channel parameters

DPCH Uplink	Midamble	512 chips
	Codes and time slots	SF16 x 1 code x 1 time slot
	Max. Number of data bits/radio frame	234
	TFCI code word	8 bits
	TPC	2 bits
	Puncturing Limit	1
NOTE: In case the first TFC in the TFCS is not configured, the TFCI code word will be 4 bits.		

6.10.3.4.1.1.2 Downlink

6.10.3.4.1.1.2.1 Transport channel parameters

6.10.3.4.1.1.2.1.1 Transport channel parameters for DL:1.7 kbps SRBs for DCCH

Higher layer	RAB/signalling RB	SRB#1	SRB#2	SRB#3	SRB#4
	User of Radio Bearer	RRC	RRC	NAS_DT High priority	NAS_DT Low priority
RLC	Logical channel type	DCCH	DCCH	DCCH	DCCH
	RLC mode	UM	AM	AM	AM
	Payload sizes, bit	136	128	128	128
	Max data rate, bps	1 700	1 600	1 600	1 600
	AMD/UMD PDU header, bit	8	16	16	16
MAC	MAC header, bit	4	4	4	4
	MAC multiplexing	4 logical channel multiplexing			
Layer 1	TrCH type	DCH			
	TB sizes, bit	148 (alt. 0,148) (note)			
	TFS	TF0, bits	0 x148 (alt. 1x0) (note)		
		TF1, bits	1x148		
	TTI, ms	80			
	Coding type	CC 1/3			
	CRC, bit	16			
	Max number of bits/TTI before rate matching	516			
	Max number of bits/radio frame before rate matching	65			
	RM attribute	155 to 185			
NOTE: Alternative parameters enable the measurement "transport channel BLER" in the UE.					

6.10.3.4.1.1.2.1.2 TFCS

TFCS size	2
TFCS	SRBs for DCCH = (TF0), (TF1)
NOTE: The first TFC is required for the alt. case, optional otherwise.	

6.10.3.4.1.1.2.2 Physical channel parameters

DPCH Downlink	Midamble	512 chips
	Codes and time slots	SF16 x 1 code x 1 time slot
	Max. Number of data bits/radio frame	236 bits
	TFCI code word	8 bits
	Puncturing limit	1
NOTE: In case the first TFC in the TFCS is not configured, the TFCI code word will be 4 bits.		

6.10.3.4.1.1a Stand-alone UL:1.7 DL:1.7 kbps SRBs for DCCH (multiframe)

6.10.3.4.1.1a.1 Uplink

6.10.3.4.1.1a.1.1 Transport channel parameters

6.10.3.4.1.1a.1.1.1 Transport channel parameters for UL:1.7 kbps SRBs for DCCH

Higher layer	RAB/signalling RB	SRB#1	SRB#2	SRB#3	SRB#4
	User of Radio Bearer	RRC	RRC	NAS_DT High priority	NAS_DT Low priority
RLC	Logical channel type	DCCH	DCCH	DCCH	DCCH
	RLC mode	UM	AM	AM	AM
	Payload sizes, bit	136	128	128	128
	Max data rate, bps	1 700	1 600	1 600	1 600
	AMD/UMD PDU header, bit	8	16	16	16
MAC	MAC header, bit	4	4	4	4
	MAC multiplexing	4 logical channel multiplexing			
Layer 1	TrCH type	DCH			
	TB sizes, bit	148			
	TFS	TF0, bits	0x148		
		TF1, bits	1x148		
	TTI, ms	20			
	Coding type	CC 1/3			
	CRC, bit	16			
	Max number of bits/TTI before rate matching	516			
	Max number of bits/radio frame before rate matching	258			

6.10.3.4.1.1a.1.1.2 TFCS

TFCS size	2
TFCS	SRBs for DCCH = (TF0), (TF1)

6.10.3.4.1.1a.1.2 Physical channel parameters

DPCH Uplink	Midamble	256 chips
	Codes and time slots	SF16 x 1 code x 1 time slot
	Max. Number of data bits/radio frame	266
	TFCI code word	8 bits
	TPC	2 bits
	Puncturing Limit	1
	Repetition period	8
	Repetition length	2
NOTE: In case the first TFC in the TFCS is not configured, the TFCI code word will be 4 bits.		

6.10.3.4.1.1a.2 Downlink

6.10.3.4.1.1a.2.1 Transport channel parameters

6.10.3.4.1.1a.2.1.1 Transport channel parameters for DL:1.7 kbps SRBs for DCCH

Higher layer	RAB/signalling RB	SRB#1	SRB#2	SRB#3	SRB#4
	User of Radio Bearer	RRC	RRC	NAS_DT High priority	NAS_DT Low priority

RLC	Logical channel type		DCCH	DCCH	DCCH	DCCH
	RLC mode		UM	AM	AM	AM
	Payload sizes, bit		136	128	128	128
	Max data rate, bps		1 700	1 600	1 600	1 600
	AMD/UMD PDU header, bit		8	16	16	16
MAC	MAC header, bit		4	4	4	4
	MAC multiplexing		4 logical channel multiplexing			
Layer 1	TrCH type		DCH			
	TB sizes, bit		148			
	TFS	TF0, bits	0 x148			
		TF1, bits	1x148			
	TTI, ms		20			
	Coding type		CC 1/3			
	CRC, bit		16			
	Max number of bits/TTI before rate matching		516			
	Max number of bits/radio frame before rate matching		258			

6.10.3.4.1.1a.2.1.2 TFCS

TFCS size	2
TFCS	SRBs for DCCH = (TF0), (TF1)
NOTE: The first TFC is optional.	

6.10.3.4.1.1a.2.2 Physical channel parameters

DPCH Downlink	Midamble	256 chips
	Codes and time slots	SF16 x 1 code x 1 time slot
	Max. Number of data bits/radio frame	268 bits
	TFCI code word	8 bits
	Puncturing limit	1
	Repetition period	8
	Repetition length	2
NOTE: In case the first TFC in the TFCS is not configured, the TFCI code word will be 4 bits.		

6.10.3.4.1.2 Stand-alone UL:3.4 DL:3.4 kbps SRBs for DCCH

6.10.3.4.1.2.1 Uplink

6.10.3.4.1.2.1.1 Transport channel parameters

6.10.3.4.1.2.1.1.1 Transport channel parameters for UL:3.4 kbps SRBs for DCCH

Higher layer	RAB/signalling RB	SRB#1	SRB#2	SRB#3	SRB#4	
	User of Radio Bearer	RRC	RRC	NAS_DT High priority	NAS_DT Low priority	
RLC	Logical channel type		DCCH	DCCH	DCCH	DCCH
	RLC mode		UM	AM	AM	AM
	Payload sizes, bit		136	128	128	128
	Max data rate, bps		3 400	3 200	3 200	3 200
	AMD/UMD PDU header, bit		8	16	16	16
MAC	MAC header, bit		4	4	4	4
	MAC multiplexing		4 logical channel multiplexing			
Layer 1	TrCH type		DCH			
	TB sizes, bit		148 (alt. 0,148) (note)			
	TFS	TF0, bits	0x148 (alt. 1x0) (note)			
		TF1, bits	1x148			
	TTI, ms		40			
	Coding type		CC 1/3			
	CRC, bit		16			
	Max number of bits/TTI before rate matching		516			

	Max number of bits/radio frame before rate matching	129
	RM attribute	155 to 165
NOTE: Alternative parameters enable the measurement "transport channel BLER" in the UTRAN.		

6.10.3.4.1.2.1.1.2 TFCS

TFCS size	2
TFCS	SRBs for DCCH = (TF0), (TF1)
NOTE: The first TFC is required for the alt. case, optional otherwise.	

6.10.3.4.1.2.1.2 Physical channel parameters

DPCH Uplink	Midamble	512 chips
	Codes and time slots	SF16 x 1 code x 1 time slot
	Max. Number of data bits/radio frame	234 bits
	TFCI code word	8 bits
	TPC	2 bit
	Puncturing Limit	1
NOTE: In case the first TFC in the TFCS is not configured, the TFCI code word will be 4 bits.		

6.10.3.4.1.2.2 Downlink

6.10.3.4.1.2.2.1 Transport channel parameters

6.10.3.4.1.2.2.1.1 Transport channel parameters for DL:3.4 kbps SRBs for DCCH

Higher layer	RAB/signalling RB	SRB#1	SRB#2	SRB#3	SRB#4
	User of Radio Bearer	RRC	RRC	NAS_DT High priority	NAS_DT Low priority
RLC	Logical channel type	DCCH	DCCH	DCCH	DCCH
	RLC mode	UM	AM	AM	AM
	Payload sizes, bit	136	128	128	128
	Max data rate, bps	3 400	3 200	3 200	3 200
	AMD/UMD PDU header, bit	8	16	16	16
MAC	MAC header, bit	4	4	4	4
	MAC multiplexing	4 logical channel multiplexing			
Layer 1	TrCH type	DCH			
	TB sizes, bit	148 (alt. 0, 148) (note)			
	TFS	TF0, bits	0x148 (alt. 1x0) (note)		
		TF1, bits	1x148		
	TTI, ms	40			
	Coding type	CC 1/3			
	CRC, bit	16			
	Max number of bits/TTI before rate matching	516			
	Max number of bits/radio frame before rate matching	129			
	RM attribute	155 to 165			
NOTE: Alternative parameters enable the measurement "transport channel BLER" in the UE.					

6.10.3.4.1.2.2.1.2 TFCS

TFCS size	2
TFCS	SRBs for DCCH = (TF0), (TF1)
NOTE: The first TFC is required for the alt. case, optional otherwise.	

6.10.3.4.1.2.2.2 Physical channel parameters

DPCH Downlink	Midamble	512 chips
	Codes and time slots	SF16 x 1 code x 1 time slot
	Max. Number of data bits/radio frame	236

	TFCI code word	8 bits
	Puncturing limit	1
NOTE: In case the first TFC in the TFCS is not configured, the TFCI code word will be 4 bits.		

6.10.3.4.1.3 Stand-alone UL:13.6 DL:13.6 kbps SRBs for DCCH

6.10.3.4.1.3.1 Uplink

6.10.3.4.1.3.1.1 Transport channel parameters

6.10.3.4.1.3.1.1.1 Transport channel parameters for UL:13.6 kbps SRBs for DCCH

Higher layer	RAB/signalling RB	SRB#1	SRB#2	SRB#3	SRB#4
	User of Radio Bearer	RRC	RRC	NAS_DT High priority	NAS_DT Low priority
RLC	Logical channel type	DCCH	DCCH	DCCH	DCCH
	RLC mode	UM	AM	AM	AM
	Payload sizes, bit	136	128	128	128
	Max data rate, bps	13 600	12 800	12 800	12 800
	AMD/UMD PDU header, bit	8	16	16	16
MAC	MAC header, bit	4	4	4	4
	MAC multiplexing	4 logical channel multiplexing			
Layer 1	TrCH type	DCH			
	TB sizes, bit	148 (alt. 0,148) (note)			
	TFS	TF0, bits	0x148 (alt. 1x0) (note)		
		TF1, bits	1x148		
	TTI, ms	10			
	Coding type	CC 1/3			
	CRC, bit	16			
	Max number of bits/TTI before rate matching	516			
	Max number of bits/radio frame before rate matching	516			

NOTE: Alternative parameters enable the measurement "transport channel BLER" in the UTRAN.

6.10.3.4.1.3.1.1.2 TFCS

TFCS size	2
TFCS	SRBs for DCCH = (TF0), (TF1)
NOTE: The first TFC is required for the alt. case, optional otherwise.	

6.10.3.4.1.3.1.2 Physical channel parameters

DPCH Uplink	Midamble	512 chips
	Codes and time slots	SF8 x 1 code x 1 time slot
	Max. Number of data bits/radio frame	468 bits
	TFCI code word	8 bits
	TPC	2 bits
	Puncturing Limit	0.88
NOTE: In case the first TFC in the TFCS is not configured, the TFCI code word will be 4 bits.		

6.10.3.4.1.3.2 Downlink

6.10.3.4.1.3.2.1 Transport channel parameters

6.10.3.4.1.3.2.1.1 Transport channel parameters for DL:13.6 kbps SRBs for DCCH

Higher layer	RAB/signalling RB	SRB#1	SRB#2	SRB#3	SRB#4
	User of Radio Bearer	RRC	RRC	NAS_DT High priority	NAS_DT Low priority
RLC	Logical channel type	DCCH	DCCH	DCCH	DCCH
	RLC mode	UM	AM	AM	AM
	Payload sizes, bit	136	128	128	128
	Max data rate, bps	13 600	12 800	12 800	12 800
MAC	AMD/UMD PDU header, bit	8	16	16	16
	MAC header, bit	4	4	4	4
Layer 1	MAC multiplexing	4 logical channel multiplexing			
	TrCH type	DCH			
	TB sizes, bit	148 (alt. 0,148) (note)			
	TFS	TF0, bits	0x148 (alt. 1x0) (note)		
		TF1, bits	1x148		
	TTI, ms	10			
	Coding type	CC 1/3			
	CRC, bit	16			
	Max number of bits/TTI before rate matching	516			
	Max number of bits/radio frame before rate matching	516			

NOTE: Alternative parameters enable the measurement "transport channel BLER" in the UE.

6.10.3.4.1.3.2.1.2 TFCS

TFCS size	2
TFCS	SRBs for DCCH = (TF0), (TF1)

NOTE: The first TFC is required for the alt. case, optional otherwise.

6.10.3.4.1.3.2.2 Physical channel parameters

DPCH Downlink	Midamble	512 chips
	Codes and time slots	SF16 x 2 codes x 1 time slot
	Max. Number of data bits/radio frame	480 bits
	TFCI code word	8 bits
	Puncturing limit	0.92

NOTE: In case the first TFC in the TFCS is not configured, the TFCI code word will be 4 bits.

6.10.3.4.1.4 Conversational / speech / UL:12.2 DL:12.2 kbps / CS RAB + UL:3.4 DL:3.4 kbps SRBs for DCCH

6.10.3.4.1.4.1 Uplink

6.10.3.4.1.4.1.1 Transport channel parameters

6.10.3.4.1.4.1.1.1 Transport channel parameters for Conversational / speech / UL:12.2 kbps / CS RAB

Higher layer	RAB/Signalling RB	RAB subflow #1	RAB subflow #2	RAB subflow #3
RLC	Logical channel type	DTCH		
	RLC mode	TM	TM	TM
	Payload sizes, bit	39, 81 (alt. 0, 39, 81)	103	60
	Max data rate, bps	12 200		
MAC	TrD PDU header, bit	0		
	MAC header, bit	0		
MAC	MAC multiplexing	N/A		
	MAC header, bit	0		
Layer 1	TrCH type	DCH	DCH	DCH

TB sizes, bit		39, 81 (alt. 0, 39, 81)	103	60
TFS	TF0, bits	0x81(alt. 1x0) (note)	0x103	0x60
	TF1, bits	1x39	1x103	1x60
	TF2, bits	1x81	N/A	N/A
TTI, ms		20	20	20
Coding type		CC 1/3	CC 1/3	CC 1/2
CRC, bit		12	N/A	N/A
Max number of bits/TTI after channel coding		303	333	136
Max number of bits/radio frame before rate matching		152	167	68
RM attribute		180 to 220	170 to 210	215 to 256
NOTE: In case of using this alternative, CRC parity bits are to be attached to RAB subflow#1 any time since number of TrBlks are 1 even if there is no data on RAB subflow#1 (see clause 4.2.1.1 in 3GPP TS 25.222 [29]).				

6.10.3.4.1.4.1.1.2 Transport channel parameters for UL:3.4 kbps SRBs for DCCH

See clause 6.10.3.4.1.2.1.1.1.

6.10.3.4.1.4.1.1.3 TFCS

TFCS size	6
TFCS	(RAB subflow#1, RAB subflow#2, RAB subflow#3,DCCH)= (TF0, TF0, TF0, TF0), (TF1, TF0, TF0, TF0), (TF2, TF1, TF1, TF0), (TF0, TF0, TF0, TF1), (TF1, TF0, TF0, TF1), (TF2, TF1, TF1, TF1)
NOTE: In case TB size zero is configured for any transport channel, the first TFC is required; it is optional otherwise.	

6.10.3.4.1.4.1.2 Physical channel parameters

DPCH Uplink	Midamble	512 chips
	Codes and time slots	SF8 x 1 code x 1 time slot
	Max. Number of data bits/radio frame	452 bits
	TFCI code word	16 bits
	TPC	2 bit
	Puncturing Limit	0.72

6.10.3.4.1.4.2 Downlink

6.10.3.4.1.4.2.1 Transport channel parameters

6.10.3.4.1.4.2.1.1 Transport channel parameters for Conversational / speech / DL:12.2 kbps / CS RAB

Higher layer	RAB/Signalling RB	RAB subflow #1	RAB subflow #2	RAB subflow #3	
RLC	Logical channel type	DTCH			
	RLC mode	TM	TM	TM	
	Payload sizes, bit	39,81 (alt. 0, 39, 81)	103	60	
	Max data rate, bps	12 200			
	TrD PDU header, bit	0			
MAC	MAC header, bit	0			
	MAC multiplexing	N/A			
Layer 1	TrCH type	DCH	DCH	DCH	
	TB sizes, bit	39,81 (alt. 0,39,81)	103	60	
	TFS	TF0, bits	0x81 (alt. 1x0) (note)	0x103	0x60
		TF1, bits	1x39	1x103	1x60
		TF2, bits	1x81	N/A	N/A
	TTI, ms	20	20	20	
	Coding type	CC 1/3	CC 1/3	CC 1/2	
	CRC, bit	12	N/A	N/A	
Max number of bits/TTI after channel coding	303	333	136		

	Max number of bits/radio frame before rate matching	152	167	68
	RM attribute	180 to 220	170 to 210	215 to 256
NOTE: CRC parity bits are to be attached to RAB subflow#1 any time since number of TrBlks are 1 even if there is no data on RAB subflow#1 (see clause 4.2.1.1 in 3GPP TS 25.222 [29]).				

6.10.3.4.1.4.2.1.2 Transport channel parameters for DL:3.4 kbps SRBs for DCCH

See clause 6.10.3.4.1.2.2.1.1.

6.10.3.4.1.4.2.1.3 TFCS

TFCS size	6
TFCS	(RAB subflow#1, RAB subflow#2, RAB subflow#3,DCCH)= (TF0, TF0, TF0, TF0), (TF1, TF0, TF0, TF0), (TF2, TF1, TF1, TF0), (TF0, TF0, TF0, TF1), (TF1, TF0, TF0, TF1), (TF2, TF1, TF1, TF1)
NOTE: In case TB size zero is configured for any transport channel, the first TFC is required; it is optional otherwise.	

6.10.3.4.1.4.2.2 Physical channel parameters

DPCH Downlink	Midamble	512 chips
	Codes and time slots	SF16 x 2 codes x 1 time slot
	Max. Number of data bits/radio frame	472 bits
	TFCl code word	16 bits
	Puncturing limit	0.76

6.10.3.4.1.4a Conversational / speech / UL:(12.2, 7.95, 5.9, 4.75) DL:(12.2, 7.95, 5.9, 4.75) kbps / CS RAB + UL:3.4 DL:3.4 kbps SRBs for DCCH

6.10.3.4.1.4a.1 Uplink

6.10.3.4.1.4a.1.1 Transport channel parameters

6.10.3.4.1.4a.1.1.1 Transport channel parameters for Conversational / speech / UL: (12.2, 7.95, 5.9, 4.75) kbps / CS RAB

Higher layer	RAB/Signalling RB	RAB subflow #1	RAB subflow #2	RAB subflow #3	
RLC	Logical channel type	DTCH			
	RLC mode	TM	TM	TM	
	Payload sizes, bit	39, 42, 55, 75, 81 (alt. 0, 39, 42, 55, 75, 81)	53, 63, 84, 103	60	
	Max data rate, bps	12 200			
	TrD PDU header, bit	0			
MAC	MAC header, bit	0			
	MAC multiplexing	N/A			
Layer 1	TrCH type	DCH	DCH	DCH	
	TB sizes, bit	39, 42, 55, 75, 81 (alt. 0, 39, 42, 55, 75, 81)	53, 63, 84, 103	60	
	TFS	TF0, bits	0x81(alt. 1x0) (note)	0x103	0x60
		TF1, bits	1x39	1x53	1x60
		TF2 bits	1x42	1x63	N/A
		TF3, bits	1x55	1x84	N/A
		TF4, bits	1x75	1x103	N/A
		TF5, bits	1x81	N/A	N/A
	TTI, ms	20	20	20	
	Coding type	CC 1/3	CC 1/3	CC 1/2	
	CRC, bit	12	N/A	N/A	
	Max number of bits/TTI after channel coding	303	333	136	
	Max number of bits/radio frame before rate matching	152	167	68	
RM attribute	180 to 220	170 to 210	215 to 256		

NOTE: In case of using this alternative, CRC parity bits are to be attached to RAB subflow#1 any time since number of TrBlks are 1 even if there is no data on RAB subflow#1 (see clause 4.2.1.1 in 3GPP TS 25.222 [29]).

6.10.3.4.1.4a.1.1.2 Transport channel parameters for UL:3.4 kbps SRBs for DCCH

See clause 6.10.3.4.1.2.1.1.1.

6.10.3.4.1.4a.1.1.3 TFCS

TFCS size	12
TFCS	(RAB subflow#1, RAB subflow#2, RAB subflow#3, DCCH)= (TF0,TF0,TF0,TF0), (TF1,TF0,TF0,TF0), (TF2,TF1,TF0,TF0), (TF3,TF2,TF0,TF0), (TF4,TF3,TF0,TF0), (TF5,TF4,TF1,TF0), (TF0,TF0,TF0,TF1), (TF1,TF0,TF0,TF1), (TF2,TF1,TF0,TF1), (TF3,TF2,TF0,TF1), (TF4,TF3,TF0,TF1), (TF5,TF4,TF1,TF1)
NOTE:	In case TB size zero is configured for any transport channel the first TFC is required; it is optional otherwise.

6.10.3.4.1.4a.1.2 Physical channel parameters

DPCH Uplink	Midamble	512 chips
	Codes and time slots	SF8 x 1 code x 1 time slot
	Max. Number of data bits/radio frame	452 bits
	TFCl code word	16 bits
	TPC	2 bit
	Puncturing Limit	0.72

6.10.3.4.1.4a.2 Downlink

6.10.3.4.1.4a.2.1 Transport channel parameters

6.10.3.4.1.4a.2.1.1 Transport channel parameters for Conversational / speech / DL: (12.2, 7.95, 5.9, 4.75) kbps / CS RAB

Higher layer	RAB/Signalling RB	RAB subflow #1	RAB subflow #2	RAB subflow #3	
RLC	Logical channel type	DTCH			
	RLC mode	TM	TM	TM	
	Payload sizes, bit	39, 42, 55, 75, 81 (alt. 0, 39, 42, 55, 75, 81)	53, 63, 84, 103	60	
	Max data rate, bps	12 200			
	TrD PDU header, bit	0			
MAC	MAC header, bit	0			
	MAC multiplexing	N/A			
Layer 1	TrCH type	DCH	DCH	DCH	
	TB sizes, bit	39, 42, 55, 75, 81 (alt. 0, 39, 42, 55, 75, 81)	53, 63, 84, 103	60	
	TFS	TF0, bits	0x81(alt. 1x0) (note)	0x103	0x60
		TF1, bits	1x39	1x53	1x60
		TF2, bits	1x42	1x63	N/A
		TF3, bits	1x55	1x84	N/A
		TF4, bits	1x75	1x103	N/A
		TF5, bits	1x81	N/A	N/A
	TTI, ms	20	20	20	
	Coding type	CC 1/3	CC 1/3	CC 1/2	
	CRC, bit	12	N/A	N/A	
	Max number of bits/TTI after channel coding	303	333	136	
	Max number of bits/radio frame before rate matching	152	167	68	
RM attribute	180 to 220	170 to 210	215 to 256		
NOTE:	In case of using this alternative, CRC parity bits are to be attached to RAB subflow#1 any time since number of TrBlks are 1 even if there is no data on RAB subflow#1 (see clause 4.2.1.1 in 3GPP TS 25.222 [29]).				

6.10.3.4.1.4a.2.1.2 Transport channel parameters for DL:3.4 kbps SRBs for DCCH

See clause 6.10.3.4.1.2.2.1.1.

6.10.3.4.1.4a.2.1.3 TFCS

TFCS size	12
TFCS	(RAB subflow#1, RAB subflow#2, RAB subflow#3, DCCH)= (TF0,TF0,TF0,TF0), (TF1,TF0,TF0,TF0), (TF2,TF1,TF0,TF0), (TF3,TF2,TF0,TF0), (TF4,TF3,TF0,TF0), (TF5,TF4,TF1,TF0), (TF0,TF0,TF0,TF1), (TF1,TF0,TF0,TF1), (TF2,TF1,TF0,TF1), (TF3,TF2,TF0,TF1), (TF4,TF3,TF0,TF1), (TF5,TF4,TF1,TF1)
NOTE:	In case TB size zero is configured for any transport channel the first TFC is required; it is optional otherwise.

6.10.3.4.1.4a.2.2 Physical channel parameters

DPCH Downlink	Midamble	512 chips
	Codes and time slots	SF16 x 2 codes x 1 time slot
	Max. Number of data bits/radio frame	472 bits
	TFCI code word	16 bits
	Puncturing limit	0.76

6.10.3.4.1.5 Conversational / speech / UL:10.2 DL:10.2 kbps / CS RAB + UL:3.4 DL:3.4 kbps SRBs for DCCH

6.10.3.4.1.5.1 Uplink

6.10.3.4.1.5.1.1 Transport channel parameters

6.10.3.4.1.5.1.1.1 Transport channel parameters for Conversational / speech / UL:10.2 kbps / CS RAB

Higher layer	RAB/Signalling RB	RAB subflow #1	RAB subflow #2	RAB subflow #3	
RLC	Logical channel type	DTCH			
	RLC mode	TM	TM	TM	
	Payload sizes, bit	39, 65 (alt. 0, 39, 65)	99	40	
	Max data rate, bps	10 200			
	TrD PDU header, bit	0			
MAC	MAC header, bit	0			
	MAC multiplexing	N/A			
Layer 1	TrCH type	DCH	DCH	DCH	
	TB sizes, bit	39, 65 (alt. 0, 39, 65)	99	40	
	TFS	TF0, bits	0x65 (alt. 1x0) (note)	0x99	0x40
		TF1, bits	1x39	1x99	1x40
		TF2, bits	1x65	N/A	N/A
	TTI, ms	20	20	20	
	Coding type	CC 1/3	CC 1/3	CC 1/2	
	CRC, bit	12	N/A	N/A	
	Max number of bits/TTI after channel coding	255	321	96	
	Max number of bits/radio frame before rate matching	128	161	48	
RM attribute	180 to 220	170 to 210	215 to 256		
NOTE:	In case of using this alternative, CRC parity bits are to be attached to RAB subflow#1 any time since number of TrBIs are 1 even if there is no data on RAB subflow#1 (see clause 4.2.1.1 in 3GPP TS 25.222 [29]).				

6.10.3.4.1.5.1.1.2 Transport channel parameters for UL:3.4 kbps SRBs for DCCH

See clause 6.10.3.4.1.2.1.1.1.

6.10.3.4.1.5.1.1.3 TFCS

TFCS size	6
TFCS	(RAB subflow#1, RAB subflow#2, RAB subflow#3,DCCH)= (TF0, TF0, TF0, TF0), (TF1, TF0, TF0, TF0), (TF2, TF1, TF1, TF0), (TF0, TF0, TF0, TF1), (TF1, TF0, TF0, TF1), (TF2, TF1, TF1, TF1)
NOTE:	In case TB size zero is configured for any transport channel, the first TFC is required; it is optional otherwise.

6.10.3.4.1.5.1.2 Physical channel parameters

DPCH Uplink	Midamble	512 chips
	Codes and time slots	SF16 x 1 code x 1 time slot
	Max. Number of data bits/radio frame	226 bits
	TFCI code word	16 bits
	TPC	2 bit
	Puncturing Limit	0.40

6.10.3.4.1.5.2 Downlink

6.10.3.4.1.5.2.1 Transport channel parameters

6.10.3.4.1.5.2.1.1 Transport channel parameters for Conversational / speech / DL:10.2 kbps / CS RAB

Higher layer	RAB/Signalling RB	RAB subflow #1	RAB subflow #2	RAB subflow #3	
RLC	Logical channel type	DTCH			
	RLC mode	TM	TM	TM	
	Payload sizes, bit	39,65 (alt. 0, 39, 65)	99	40	
	Max data rate, bps	10 200			
	TrD PDU header, bit	0			
MAC	MAC header, bit	0			
	MAC multiplexing	N/A			
Layer 1	TrCH type	DCH	DCH	DCH	
	TB sizes, bit	39, 65 (alt.0,39,65)	99	40	
	TFS	TF0, bits	0x65 (alt,1x0) (note)	0x99	0x40
		TF1, bits	1x39	1x99	1x40
		TF2, bits	1x65	N/A	N/A
	TTI, ms	20	20	20	
	Coding type	CC 1/3	CC 1/3	CC 1/2	
	CRC, bit	12	N/A	N/A	
	Max number of bits/TTI after channel coding	255	321	96	
	Max number of bits/radio frame before rate matching	128	161	48	
RM attribute	180 to 220	170 to 210	215 to 256		
NOTE:	CRC parity bits are to be attached to RAB subflow#1 any time since number of TrBlks are 1 even if there is no data on RAB subflow#1 (see clause 4.2.1.1 in 3GPP TS 25.222 [29]).				

6.10.3.4.1.5.2.1.2 Transport channel parameters for DL:3.4 kbps SRBs for DCCH

See clause 6.10.3.4.1.2.2.1.1.

6.10.3.4.1.5.2.1.3 TFCS

TFCS size	6
TFCS	(RAB subflow#1, RAB subflow#2, RAB subflow#3,DCCH)= (TF0, TF0, TF0, TF0), (TF1, TF0, TF0, TF0), (TF2, TF1, TF1, TF0), (TF0, TF0, TF0, TF1), (TF1, TF0, TF0, TF1), (TF2, TF1, TF1, TF1)
NOTE:	In case TB size zero is configured for any transport channel, the first TFC is required; it is optional otherwise.

6.10.3.4.1.5.2.2 Physical channel parameters

DPCH Downlink	Midamble	512 chips
	Codes and time slots	SF16 x 1 code x 1 time slot
	Max. Number of data bits/radio frame	228 bits
	TFCI code word	16 bits

	Puncturing limit	0.40
--	------------------	------

6.10.3.4.1.5a Conversational / speech / UL:(10.2, 6.7, 5.9, 4.75) DL:(10.2, 6.7, 5.9, 4.75) kbps / CS RAB + UL:3.4 DL:3.4 kbps SRBs for DCCH

6.10.3.4.1.5a.1 Uplink

6.10.3.4.1.5a.1.1 Transport channel parameters

6.10.3.4.1.5a.1.1.1 Transport channel parameters for Conversational / speech / UL:(10.2, 6.7, 5.9, 4.75) kbps / CS RAB

Higher layer	RAB/Signalling RB	RAB subflow #1	RAB subflow #2	RAB subflow #3	
RLC	Logical channel type	DTCH			
	RLC mode	TM	TM	TM	
	Payload sizes, bit	39, 42, 55, 58, 65 (alt. 0, 39, 42, 55, 58, 65)	53, 63, 76, 99	40	
	Max data rate, bps	10 200			
	TrD PDU header, bit	0			
MAC	MAC header, bit	0			
	MAC multiplexing	N/A			
Layer 1	TrCH type	DCH	DCH	DCH	
	TB sizes, bit	39, 42, 55, 58, 65 (alt. 0, 39, 42, 55, 58, 65)	53, 63, 76, 99	40	
	TFS	TF0, bits	0x65 (alt. 1x0) (note)	0x99	0x40
		TF1, bits	1x39	1x53	1x40
		TF2, bits	1x42	1x63	N/A
		TF3, bits	1x55	1x76	N/A
		TF4, bits	1x58	1x99	N/A
		TF5, bits	1x65	N/A	N/A
	TTI, ms	20	20	20	
	Coding type	CC 1/3	CC 1/3	CC 1/2	
	CRC, bit	12	N/A	N/A	
	Max number of bits/TTI after channel coding	255	321	96	
	Max number of bits/radio frame before rate matching	128	161	48	
	RM attribute	180 to 220	170 to 210	215 to 256	
NOTE: In case of using this alternative, CRC parity bits are to be attached to RAB subflow#1 any time since number of TrBlks are 1 even if there is no data on RAB subflow#1 (see clause 4.2.1.1 in TS 25.222).					

6.10.3.4.1.5a.1.1.2 Transport channel parameters for UL:3.4 kbps SRBs for DCCH

See clause 6.10.3.4.1.2.1.1.1.

6.10.3.4.1.5a.1.1.3 TFCS

TFCS size	12
TFCS	(RAB subflow#1, RAB subflow#2, RAB subflow#3,DCCH)= (TF0,TF0,TF0,TF0), (TF1,TF0,TF0,TF0), (TF2,TF1,TF0,TF0), (TF3,TF2,TF0,TF0), (TF4,TF3,TF0,TF0), (TF5,TF4,TF1,TF0), (TF0,TF0,TF0,TF1), (TF1,TF0,TF0,TF1), (TF2,TF1,TF0,TF1), (TF3,TF2,TF0,TF1), (TF4,TF3,TF0,TF1), (TF5,TF4,TF1,TF1)
NOTE: In case TB size zero is configured for any transport channel the first TFC is required; it is optional otherwise.	

6.10.3.4.1.5a.1.2 Physical channel parameters

DPCH Uplink	Midamble	512 chips
	Codes and time slots	SF16 x 1 code x 1 time slot
	Max. Number of data bits/radio frame	226 bits
	TFCI code word	16 bits
	TPC	2 bit
	Puncturing Limit	0.40

- 6.10.3.4.1.5a.2 Downlink
- 6.10.3.4.1.5a.2.1 Transport channel parameters
- 6.10.3.4.1.5a.2.1.1 Transport channel parameters for Conversational / speech / DL: DL:(10.2, 6.7, 5.9, 4.75) kbps / CS RAB

Higher layer	RAB/Signalling RB	RAB subflow #1	RAB subflow #2	RAB subflow #3	
RLC	Logical channel type	DTCH			
	RLC mode	TM	TM	TM	
	Payload sizes, bit	39, 42, 55, 58, 65 (alt. 0, 39, 42, 55, 58, 65)	0, 53, 63, 76, 99	40	
	Max data rate, bps	10 200			
	TrD PDU header, bit	0			
MAC	MAC header, bit	0			
	MAC multiplexing	N/A			
Layer 1	TrCH type	DCH	DCH	DCH	
	TB sizes, bit	39, 42, 55, 58, 65 (alt. 0, 39, 42, 55, 58, 65)	0, 53, 63, 76, 99	40	
	TFS	TF0, bits	0x65 (alt. 1x0) (note)	0x99	0x40
		TF1, bits	1x39	1x53	1x40
		TF2, bits	1x42	1x63	N/A
		TF3, bits	1x55	1x76	N/A
		TF4, bits	1x58	1x99	N/A
		TF5, bits	1x65	N/A	N/A
	TTI, ms	20	20	20	
	Coding type	CC 1/3	CC 1/3	CC 1/2	
	CRC, bit	12	N/A	N/A	
	Max number of bits/TTI after channel coding	255	321	96	
	Max number of bits/radio frame before rate matching	128	161	48	
	RM attribute	180 to 220	170 to 210	215 to 256	
NOTE: In case of using this alternative, CRC parity bits are to be attached to RAB subflow#1 any time since number of TrBIs are 1 even if there is no data on RAB subflow#1 (see clause 4.2.1.1 in 3GPP TS 25.222 [29]).					

- 6.10.3.4.1.5a.2.1.2 Transport channel parameters for DL:3.4 kbps SRBs for DCCH

See clause 6.10.3.4.1.2.2.1.1.

- 6.10.3.4.1.5a.2.1.3 TFCS

TFCS size	12
TFCS	(RAB subflow#1, RAB subflow#2, RAB subflow#3,DCCH)= (TF0,TF0,TF0,TF0), (TF1,TF0,TF0,TF0), (TF2,TF1,TF0,TF0), (TF3,TF2,TF0,TF0), (TF4,TF3,TF0,TF0), (TF5,TF4,TF1,TF0), (TF0,TF0,TF0,TF1), (TF1,TF0,TF0,TF1), (TF2,TF1,TF0,TF1), (TF3,TF2,TF0,TF1), (TF4,TF3,TF0,TF1), (TF5,TF4,TF1,TF1)
NOTE: In case TB size zero is configured for any transport channel the first TFC is required; it is optional otherwise.	

- 6.10.3.4.1.5a.2.2 Physical channel parameters

DPCH Downlink	Midamble	512 chips
	Codes and time slots	SF16 x 1 codes x 1 time slot
	Max. Number of data bits/radio frame	228 bits
	TFCI code word	16 bits
	Puncturing limit	0.40

- 6.10.3.4.1.6 Conversational / speech / UL:7.95 DL:7.95 kbps / CS RAB + UL:3.4 DL:3.4 kbps SRBs for DCCH
- 6.10.3.4.1.6.1 Uplink
- 6.10.3.4.1.6.1.1 Transport channel parameters

6.10.3.4.1.6.1.1.1 Transport channel parameters for Conversational / speech / UL:7.95 kbps / CS RAB

Higher layer	RAB/Signalling RB	RAB subflow #1	RAB subflow #2	
RLC	Logical channel type	DTCH		
	RLC mode	TM	TM	
	Payload sizes, bit	39, 75 (alt. 0, 39, 75)	84	
	Max data rate, bps	7 950		
	TrD PDU header, bit	0		
MAC	MAC header, bit	0		
	MAC multiplexing	N/A		
Layer 1	TrCH type	DCH	DCH	
	TB sizes, bit	39, 75 (alt. 0, 39, 75)	84	
	TFS	TF0, bits	0x75 (alt. 1x0) (note)	0x84
		TF1, bits	1x39	1x84
		TF2, bits	1x75	N/A
	TTI, ms	20	20	
	Coding type	CC 1/3	CC 1/3	
	CRC, bit	12	N/A	
	Max number of bits/TTI after channel coding	285	276	
	Max number of bits/radio frame before rate matching	143	138	
	RM attribute	180 to 220	170 to 210	
NOTE: In case of using this alternative, CRC parity bits are to be attached to RAB subflow#1 any time since number of TrBlks are 1 even if there is no data on RAB subflow#1 (see clauses 4.2.1.1 in 3GPP TS 25.222 [29]).				

6.10.3.4.1.6.1.1.2 Transport channel parameters for UL:3.4 kbps SRBs for DCCH

See clause 6.10.3.4.1.2.1.1.1.

6.10.3.4.1.6.1.1.3 TFCS

TFCS size	6
TFCS	(RAB subflow#1, RAB subflow#2, DCCH)= (TF0, TF0, TF0), (TF1, TF0, TF0), (TF2, TF1, TF0), (TF0, TF0, TF1), (TF1, TF0, TF1), (TF2, TF1, TF1)
NOTE: In case TB size zero is configured for any transport channel, the first TFC is required; it is optional otherwise.	

6.10.3.4.1.6.1.2 Physical channel parameters

DPCH Uplink	Midamble	512 chips
	Codes and time slots	SF16 x 1 code x 1 time slot
	Max. Number of data bits/radio frame	226 bits
	TFCI code word	16 bits
	TPC	2 bits
	Puncturing Limit	0.44

6.10.3.4.1.6.2 Downlink

6.10.3.4.1.6.2.1 Transport channel parameters

6.10.3.4.1.6.2.1.1 Transport channel parameters for Conversational / speech / DL:7.95 kbps / CS RAB

Higher layer	RAB/Signalling RB	RAB subflow #1	RAB subflow #2	
RLC	Logical channel type	DTCH		
	RLC mode	TM	TM	
	Payload sizes, bit	39, 75 (alt. 0, 39, 75)	84	
	Max data rate, bps	7 950		
	TrD PDU header, bit	0		
MAC	MAC header, bit	0		
	MAC multiplexing	N/A		
Layer 1	TrCH type	DCH	DCH	
	TB sizes, bit	39, 75 (alt. 0, 39, 75)	84	
	TFS	TF0, bits	0x75 (alt. 1x0) (note)	0x84
		TF1, bits	1x39	1x84

	TF2, bits	1x75	N/A
	TTI, ms	20	20
	Coding type	CC 1/3	CC 1/3
	CRC, bit	12	N/A
	Max number of bits/TTI after channel coding	285	276
	Max number of bits/radio frame before rate matching	143	138
	RM attribute	180 to 220	170 to 210
NOTE: CRC parity bits are to be attached to RAB subflow#1 any time since number of TrBlks are 1 even if there is no data on RAB subflow#1 (see clause 4.2.1.1 in 3GPP TS 25.222 [29]).			

6.10.3.4.1.6.2.1.2 Transport channel parameters for DL:3.4 kbps SRBs for DCCH

See clause 6.10.3.4.1.2.2.1.1.

6.10.3.4.1.6.2.1.3 TFCS

TFCS size	6
TFCS	(RAB subflow#1, RAB subflow#2, DCCH)= (TF0, TF0, TF0), (TF1, TF0, TF0), (TF2, TF1, TF0), (TF0, TF0, TF1), (TF1, TF0, TF1), (TF2, TF1, TF1)
NOTE: In case TB size zero is configured for any transport channel, the first TFC is required; it is optional otherwise.	

6.10.3.4.1.6.2.2 Physical channel parameters

DPCH Downlink	Midamble	512 chips
	Codes and time slots	SF16 x 1 code x 1 time slot
	Max. Number of data bits/radio frame	228 bits
	TFCl code word	16 bits
	Puncturing limit	0.48

6.10.3.4.1.7 Conversational / speech / UL:7.4 DL:7.4 kbps / CS RAB+ UL:3.4 DL:3.4 kbps SRBs for DCCH

6.10.3.4.1.7.1 Uplink

6.10.3.4.1.7.1.1 Transport channel parameters

6.10.3.4.1.7.1.1.1 Transport channel parameters for Conversational / speech / UL:7.4 kbps / CS RAB

Higher layer	RAB/Signalling RB	RAB subflow #1	RAB subflow #2	
RLC	Logical channel type	DTCH		
	RLC mode	TM	TM	
	Payload sizes, bit	39, 61 (alt. 0, 39, 61)	87	
	Max data rate, bps	7 400		
	TrD PDU header, bit	0		
MAC	MAC header, bit	0		
	MAC multiplexing	N/A		
Layer 1	TrCH type	DCH	DCH	
	TB sizes, bit	39, 61 (alt. 0, 39, 61)	87	
	TFS	TF0, bits	0x61 (alt. 1x0) (note)	0x87
		TF1, bits	1x39	1x87
		TF2, bits	1x61	N/A
	TTI, ms	20	20	
	Coding type	CC 1/3	CC 1/3	
	CRC, bit	12	N/A	
	Max number of bits/TTI after channel coding	243	285	
	Max number of bits/radio frame before rate matching	122	143	
	RM attribute	180 to 220	170 to 210	
NOTE: CRC parity bits are to be attached to RAB subflow#1 any time since number of TrBlks are 1 even if there is no data on RAB subflow#1 (see clause 4.2.1.1 in 3GPP TS 25.222 [29]).				

6.10.3.4.1.7.1.1.2 Transport channel parameters for UL:3.4 kbps SRBs for DCCH

See clause 6.10.3.4.1.2.1.1.1.

6.10.3.4.1.7.1.1.3 TFCS

TFCS size	6
TFCS	(RAB subflow#1, RAB subflow#2, DCCH)= (TF0, TF0, TF0), (TF1, TF0, TF0), (TF2, TF1, TF0), (TF0, TF0, TF1), (TF1, TF0, TF1), (TF2, TF1, TF1)
NOTE:	In case TB size zero is configured for any transport channel, the first TFC is required; it is optional otherwise.

6.10.3.4.1.7.1.2 Physical channel parameters

DPCH Uplink	Midamble	512 chips
	Codes and time slots	SF16 x 1 code x 1 time slot
	Max. Number of data bits/radio frame	226 bits
	TFCI code word	16 bits
	TPC	2 bits
	Puncturing Limit	0.48

6.10.3.4.1.7.2 Downlink

6.10.3.4.1.7.2.1 Transport channel parameters

6.10.3.4.1.7.2.1.1 Transport channel parameters for Conversational / speech / DL:7.4 kbps / CS RAB

Higher layer	RAB/Signalling RB	RAB subflow #1	RAB subflow #2	
RLC	Logical channel type	DTCH		
	RLC mode	TM	TM	
	Payload sizes, bit	39, 61 (alt. 0, 39, 61)	87	
	Max data rate, bps	7 400		
	TrD PDU header, bit	0		
MAC	MAC header, bit	0		
	MAC multiplexing	N/A		
Layer 1	TrCH type	DCH	DCH	
	TB sizes, bit	39, 61 (alt. 0, 39, 61)	87	
	TFS	TF0, bits	0x61(alt. 1x0) (note)	0x87
		TF1, bits	1x39	1x87
		TF2, bits	1x61	N/A
	TTI, ms	20	20	
	Coding type	CC 1/3	CC 1/3	
	CRC, bit	12	N/A	
	Max number of bits/TTI after channel coding	243	285	
	Max number of bits/radio frame before rate matching	122	143	
RM attribute	180 to 220	170 to 210		
NOTE:	CRC parity bits are to be attached to RAB subflow#1 any time since number of TrBlks are 1 even if there is no data on RAB #1 (see clause 4.2.1.1 in 3GPP TS 25.222 [29]).			

6.10.3.4.1.7.2.1.2 Transport channel parameters for DL:3.4 kbps SRBs for DCCH

See clause 6.10.3.4.1.2.2.1.1.

6.10.3.4.1.7.2.1.3 TFCS

TFCS size	6
TFCS	(RAB subflow#1, RAB subflow#2, DCCH)= (TF0, TF0, TF0), (TF1, TF0, TF0), (TF2, TF1, TF0), (TF0, TF0, TF1), (TF1, TF0, TF1), (TF2, TF1, TF1)
NOTE:	In case TB size zero is configured for any transport channel, the first TFC is required; optional otherwise.

6.10.3.4.1.7.2.2 Physical channel parameters

DPCH Downlink	Midamble	512 chips
	Codes and time slots	SF16 x 1 code x 1 time slot
	Max. Number of data bits/radio frame	228 bits
	TFCI code word	16 bits
	Puncturing limit	0.48

6.10.3.4.1.7a Conversational / speech / UL:(7.4, 6.7, 5.9, 4.75) DL:(7.4, 6.7, 5.9, 4.75) kbps / CS RAB+ UL:3.4 DL:3.4 kbps SRBs for DCCH

6.10.3.4.1.7a.1 Uplink

6.10.3.4.1.7a.1.1 Transport channel parameters

6.10.3.4.1.7a.1.1.1 Transport channel parameters for Conversational / speech / UL:(7.4, 6.7, 5.9, 4.75) kbps / CS RAB

Higher layer	RAB/Signalling RB	RAB subflow #1	RAB subflow #2	
RLC	Logical channel type	DTCH		
	RLC mode	TM	TM	
	Payload sizes, bit	39, 42, 55, 58, 61 (alt. 0, 39, 42, 55, 58, 61)	53, 63, 76, 87	
	Max data rate, bps	7 400		
	TrD PDU header, bit	0		
MAC	MAC header, bit	0		
	MAC multiplexing	N/A		
Layer 1	TrCH type	DCH	DCH	
	TB sizes, bit	39, 42, 55, 58, 61 (alt. 0, 39, 42, 55, 58, 61)	53, 63, 76, 87	
	TFS	TF0, bits	0x61 (alt. 1x0) (note)	0x87
		TF1, bits	1x39	1x53
		TF2, bits	1x42	1x63
		TF3, bits	1x55	1x76
		TF4, bits	1x58	1x87
		TF5, bits	1x61	N/A
	TTI, ms	20	20	
	Coding type	CC 1/3	CC 1/3	
	CRC, bit	12	N/A	
	Max number of bits/TTI after channel coding	243	285	
	Max number of bits/radio frame before rate matching	122	143	
RM attribute	180 to 220	170 to 210		
NOTE: In case of using this alternative, CRC parity bits are to be attached to RAB subflow#1 any time since number of TrBlks are 1 even if there is no data on RAB subflow#1 (see clause 4.2.1.1 in 3GPP TS 25.222 [29]).				

6.10.3.4.1.7a.1.1.2 Transport channel parameters for UL:3.4 kbps SRBs for DCCH

See clause 6.10.3.4.1.2.1.1.1.

6.10.3.4.1.7a.1.1.3 TFCS

TFCS size	12
TFCS	(RAB subflow#1, RAB subflow#2, DCCH)= (TF0, TF0, TF0), (TF1, TF0, TF0), (TF2, TF1, TF0), (TF3, TF2, TF0), (TF4, TF3, TF0), (TF5, TF4, TF0), (TF0, TF0, TF1), (TF1, TF0, TF1), (TF2, TF1, TF1), (TF3, TF2, TF1), (TF4, TF3, TF1), (TF5, TF4, TF1)
NOTE: In case TB size zero is configured for any transport channel the first TFC is required; it is optional otherwise.	

6.10.3.4.1.7a.1.2 Physical channel parameters

DPCH Uplink	Midamble	512 chips
	Codes and time slots	SF16 x 1 code x 1 time slot
	Max. Number of data bits/radio frame	226 bits
	TFCI code word	16 bits
	TPC	2 bits

	Puncturing Limit	0.48
--	------------------	------

6.10.3.4.1.7a.2 Downlink

6.10.3.4.1.7a.2.1 Transport channel parameters

6.10.3.4.1.7a.2.1.1 Transport channel parameters for Conversational / speech / DL:(7.4, 6.7, 5.9, 4.75) kbps / CS RAB

Higher layer	RAB/Signalling RB	RAB subflow #1	RAB subflow #2	
RLC	Logical channel type	DTCH		
	RLC mode	TM	TM	
	Payload sizes, bit	39, 42, 55, 58, 61 (alt. 0, 39, 42, 55, 58, 61)	53, 63, 76, 87	
	Max data rate, bps	7 400		
	TrD PDU header, bit	0		
MAC	MAC header, bit	0		
	MAC multiplexing	N/A		
Layer 1	TrCH type	DCH	DCH	
	TB sizes, bit	39, 42, 55, 58, 61 (alt. 0, 39, 42, 55, 58, 61)	53, 63, 76, 87	
	TFS	TF0, bits	0x61 (alt. 1x0) (note)	0x87
		TF1, bits	1x39	1x53
		TF2, bits	1x42	1x63
		TF3, bits	1x55	1x76
		TF4, bits	1x58	1x87
		TF5, bits	1x61	N/A
	TTI, ms	20	20	
	Coding type	CC 1/3	CC 1/3	
	CRC, bit	12	N/A	
	Max number of bits/TTI after channel coding	243	285	
	Max number of bits/radio frame before rate matching	122	143	
RM attribute	180 to 220	170 to 210		

NOTE: In case of using this alternative, CRC parity bits are to be attached to RAB subflow#1 any time since number of TrBlks are 1 even if there is no data on RAB subflow#1 (see clause 4.2.1.1 in 3GPP TS 25.222 [29]).

6.10.3.4.1.7a.2.1.2 Transport channel parameters for DL:3.4 kbps SRBs for DCCH

See clause 6.10.3.4.1.2.2.1.1.

6.10.3.4.1.7a.2.1.3 TFCS

TFCS size	12
TFCS	(RAB subflow#1, RAB subflow#2, DCCH)= (TF0, TF0, TF0), (TF1, TF0, TF0), (TF2, TF1, TF0), (TF3, TF2, TF0), (TF4, TF3, TF0), (TF5, TF4, TF0), (TF0, TF0, TF1), (TF1, TF0, TF1), (TF2, TF1, TF1), (TF3, TF2, TF1), (TF4, TF3, TF1), (TF5, TF4, TF1)
NOTE:	In case TB size zero is configured for any transport channel the first TFC is required; it is optional otherwise.

6.10.3.4.1.7a.2.2 Physical channel parameters

DPCH Downlink	Midamble	512 chips
	Codes and time slots	SF16 x 1 code x 1 time slot
	Max. Number of data bits/radio frame	228 bits
	TFCI code word	16 bits
	Puncturing limit	0.48

- 6.10.3.4.1.8 Conversational / speech / UL:6.7 DL:6.7 kbps / CS RAB + UL:3.4 DL:3.4 kbps SRBs for DCCH
- 6.10.3.4.1.8.1 Uplink
- 6.10.3.4.1.8.1.1 Transport channel parameters
- 6.10.3.4.1.8.1.1.1 Transport channel parameters for Conversational / speech / UL:6.7 kbps / CS RAB

Higher layer	RAB/Signalling RB	RAB subflow #1	RAB subflow #2	
RLC	Logical channel type	DTCH		
	RLC mode	TM	TM	
	Payload sizes, bit	39, 58 (alt. 0, 39, 58)	76	
	Max data rate, bps	6 700		
	TrD PDU header, bit	0		
MAC	MAC header, bit	0		
	MAC multiplexing	N/A		
Layer 1	TrCH type	DCH	DCH	
	TB sizes, bit	39, 58 (alt. 0, 39, 58)	76	
	TFS	TF0, bits	0x58 (alt. 1x0) (note)	0x76
		TF1, bits	1x39	1x76
		TF2, bits	1x58	N/A
	TTI, ms	20	20	
	Coding type	CC 1/3	CC 1/3	
	CRC, bit	12	N/A	
	Max number of bits/TTI after channel coding	234	252	
	Max number of bits/radio frame before rate matching	117	126	
RM attribute	180 to 220	170 to 210		
NOTE: In case of using this alternative, CRC parity bits are to be attached to RAB subflow#1 any time since number of TrBlks are 1 even if there is no data on RAB subflow#1 (see clause 4.2.1.1 in 3GPP TS 25.222 [29]).				

- 6.10.3.4.1.8.1.1.2 Transport channel parameters for UL:3.4 kbps SRBs for DCCH

See clause 6.10.3.4.1.2.1.1.1.

- 6.10.3.4.1.8.1.1.3 TFCS

TFCS size	6
TFCS	(RAB subflow#1, RAB subflow#2, DCCH)= (TF0, TF0, TF0), (TF1, TF0, TF0), (TF2, TF1, TF0), (TF0, TF0, TF1), (TF1, TF0, TF1), (TF2, TF1, TF1)
NOTE: In case TB size zero is configured for any transport channel, the first TFC is required; it is optional otherwise.	

- 6.10.3.4.1.8.1.2 Physical channel parameters

DPCH Uplink	Midamble	512 chips
	Codes and time slots	SF16 x 1 code x 1 time slot
	Max. Number of data bits/radio frame	226 bits
	TFCI code word	16 bits
	TPC	2 bits
	Puncturing Limit	0.52

- 6.10.3.4.1.8.2 Downlink

- 6.10.3.4.1.8.2.1 Transport channel parameters

- 6.10.3.4.1.8.2.1.1 Transport channel parameters for Conversational / speech / DL:6.7 kbps / CS RAB

Higher layer	RAB/Signalling RB	RAB subflow #1	RAB subflow #2
RLC	Logical channel type	DTCH	
	RLC mode	TM	TM
	Payload sizes, bit	39, 58 (alt. 0, 39, 58)	76
	Max data rate, bps	6 700	

	TrD PDU header, bit	0		
MAC	MAC header, bit	0		
	MAC multiplexing	N/A		
Layer 1	TrCH type	DCH	DCH	
	TB sizes, bit	39, 58 (alt. 0,39,58)	76	
	TFS	TF0, bits	0x58 (alt.1x0) (note)	0x76
		TF1, bits	1x39	1x76
		TF2, bits	1x58	N/A
	TTI, ms	20	20	
	Coding type	CC 1/3	CC 1/3	
	CRC, bit	12	N/A	
	Max number of bits/TTI after channel coding	234	252	
	Max number of bits/radio frame before rate matching	117	126	
RM attribute	180 to 220	170 to 210		
NOTE : CRC parity bits are to be attached to RAB subflow#1 any time since number of TrBlks are 1 even if there is no data on RAB subflow#1 (see clause 4.2.1.1 in 3GPP TS 25.222 [29]).				

6.10.3.4.1.8.2.1.2 Transport channel parameters for DL:3.4 kbps SRBs for DCCH

See clause 6.10.3.4.1.2.2.1.1.

6.10.3.4.1.8.2.1.3 TFCS

TFCS size	6
TFCS	(RAB subflow#1, RAB subflow#2, DCCH)= (TF0, TF0, TF0), (TF1, TF0, TF0), (TF2, TF1, TF0), (TF0, TF0, TF1), (TF1, TF0, TF1), (TF2, TF1, TF1)
NOTE: In case TB size zero is configured for any transport channel, the first TFC is required; it is optional otherwise.	

6.10.3.4.1.8.2.2 Physical channel parameters

DPCH Downlink	Midamble	512 chips
	Codes and time slots	SF16 x 1 code x 1 time slot
	Max. Number of data bits/radio frame	228 bits
	TFCl code word	16 bits
	Puncturing limit	0.52

6.10.3.4.1.9 Conversational / speech / UL:5.9 DL:5.9 kbps / CS RAB + UL:3.4 DL:3.4 kbps SRBs for DCCH

6.10.3.4.1.9.1 Uplink

6.10.3.4.1.9.1.1 Transport channel parameters

6.10.3.4.1.9.1.1.1 Transport channel parameters for Conversational / speech / UL:5.9 kbps / CS RAB

Higher layer	RAB/Signalling RB	RAB subflow #1	RAB subflow #2	
RLC	Logical channel type	DTCH		
	RLC mode	TM	TM	
	Payload sizes, bit	39, 55 (alt. 0, 39, 55)	63	
	Max data rate, bps	5 900		
	TrD PDU header, bit	0		
MAC	MAC header, bit	0		
	MAC multiplexing	N/A		
Layer 1	TrCH type	DCH	DCH	
	TB sizes, bit	39, 55 (alt. 0, 39, 55)	63	
	TFS	TF0, bits	0x55 (alt. 1x0) (note)	0x63
		TF1, bits	1x39	1x63
		TF2, bits	1x55	N/A
	TTI, ms	20	20	
	Coding type	CC 1/3	CC 1/3	
CRC, bit	12	N/A		

	Max number of bits/TTI after channel coding	225	213
	Max number of bits/radio frame before rate matching	113	107
	RM attribute	180 to 220	170 to 210
NOTE: In case of using this alternative, CRC parity bits are to be attached to RAB subflow#1 any time since number of TrBlks are 1 even if there is no data on RAB subflow#1 (see clause 4.2.1.1 in 3GPP TS 25.222 [29]).			

6.10.3.4.1.9.1.1.2 Transport channel parameters for UL:3.4 kbps SRBs for DCCH

See clause 6.10.3.4.1.2.1.1.1.

6.10.3.4.1.9.1.1.3 TFCS

TFCS size	6
TFCS	(RAB subflow#1, RAB subflow#2, DCCH)= (TF0, TF0, TF0), (TF1, TF0, TF0), (TF2, TF1, TF0), (TF0, TF0, TF1), (TF1, TF0, TF1), (TF2, TF1, TF1)
NOTE: In case TB size zero is configured for any transport channel, the first TFC is required; it is optional otherwise.	

6.10.3.4.1.9.1.2 Physical channel parameters

DPCH Uplink	Midamble	512 chips
	Codes and time slots	SF16 x 1 code x 1 time slot
	Max. Number of data bits/radio frame	226 bits
	TFCI code word	16 bits
	TPC	2 bits
	Puncturing Limit	0.56

6.10.3.4.1.9.2 Downlink

6.10.3.4.1.9.2.1 Transport channel parameters

6.10.3.4.1.9.2.1.1 Transport channel parameters for Conversational / speech / DL:5.9 kbps / CS RAB

Higher layer	RAB/Signalling RB	RAB subflow #1	RAB subflow #2	
RLC	Logical channel type	DTCH		
	RLC mode	TM	TM	
	Payload sizes, bit	39, 55 (alt. 0, 39, 55)	63	
	Max data rate, bps	5 900		
	TrD PDU header, bit	0		
MAC	MAC header, bit	0		
	MAC multiplexing	N/A		
Layer 1	TrCH type	DCH	DCH	
	TB sizes, bit	39, 55 (alt. 0, 39, 55)	63	
	TFS	TF0, bits	0x55 (alt. 1x0) (note)	0x63
		TF1, bits	1x39	1x63
		TF2, bits	1x55	N/A
	TTI, ms	20	20	
	Coding type	CC 1/3	CC 1/3	
	CRC, bit	12	N/A	
	Max number of bits/TTI after channel coding	225	213	
	Max number of bits/radio frame before rate matching	113	107	
RM attribute	180 to 220	170 to 210		
NOTE: CRC parity bits are to be attached to RAB subflow#1 any time since number of TrBlks are 1 even if there is no data on RAB subflow#1 (see clause 4.2.1.1 in 3GPP TS 25.222 [29]).				

6.10.3.4.1.9.2.1.2 Transport channel parameters for DL:3.4 kbps SRBs for DCCH

See clause 6.10.3.4.1.2.2.1.1.

6.10.3.4.1.9.2.1.3 TFCS

TFCS size	6
TFCS	(RAB subflow#1, RAB subflow#2, DCCH)= (TF0, TF0, TF0), (TF1, TF0, TF0), (TF2, TF1, TF0), (TF0, TF0, TF1), (TF1, TF0, TF1), (TF2, TF1, TF1)
NOTE:	In case TB size zero is configured for any transport channel, the first TFC is required; it is optional otherwise.

6.10.3.4.1.9.2.2 Physical channel parameters

DPCH Downlink	Midamble	512 chips
	Codes and time slots	SF16 x 1 code x 1 time slot
	Max. Number of data bits/radio frame	228 bits
	TFCI code word	16 bits
	Puncturing limit	0.56

6.10.3.4.1.10 Conversational / speech / UL:5.15 DL:5.15 kbps / CS RAB + UL:1.7 DL:1.7 kbps SRBs for DCCH

6.10.3.4.1.10.1 Uplink

6.10.3.4.1.10.1.1 Transport channel parameters

6.10.3.4.1.10.1.1.1 Transport channel parameters for Conversational / speech / UL:5.15 kbps / CS RAB

Higher layer	RAB/Signalling RB	RAB subflow #1	RAB subflow #2	
RLC	Logical channel type	DTCH		
	RLC mode	TM	TM	
	Payload sizes, bit	39, 49 (alt. 0, 39, 49)	54	
	Max data rate, bps	5 150		
	TrD PDU header, bit	0		
MAC	MAC header, bit	0		
	MAC multiplexing	N/A		
Layer 1	TrCH type	DCH	DCH	
	TB sizes, bit	39, 49 (alt. 0, 39, 49)	54	
	TFS	TF0, bits	0x49 (alt. 1x0) (note)	0x54
		TF1, bits	1x39	1x54
		TF2, bits	1x49	N/A
	TTI, ms	20	20	
	Coding type	CC 1/3	CC 1/3	
	CRC, bit	12	N/A	
	Max number of bits/TTI after channel coding	207	186	
	Max number of bits/radio frame before rate matching	104	93	
RM attribute	180 to 220	170 to 210		

NOTE: In case of using this alternative, CRC parity bits are to be attached to RAB subflow#1 any time since number of TrBlks are 1 even if there is no data on RAB subflow#1 (see clause 4.2.1.1 in 3GPP TS 25.222 [29]).

6.10.3.4.1.10.1.1.2 Transport channel parameters for UL:1.7 kbps SRBs for DCCH

See clause 6.10.3.4.1.1.1.1.1.

6.10.3.4.1.10.1.1.3 TFCS

TFCS size	6
TFCS	(RAB subflow#1, RAB subflow#2, DCCH)= (TF0, TF0, TF0), (TF1, TF0, TF0), (TF2, TF1, TF0), (TF0, TF0, TF1), (TF1, TF0, TF1), (TF2, TF1, TF1)
NOTE:	In case TB size zero is configured for any transport channel, the first TFC is required; it is optional otherwise.

6.10.3.4.1.10.1.2 Physical channel parameters

DPCH Uplink	Midamble	512 chips
	Codes and time slots	SF16 x 1 code x 1 time slot
	Max. Number of data bits/radio frame	226 bits
	TFCI code word	16 bits
	TPC	2 bits
	Puncturing Limit	0.72

6.10.3.4.1.10.2 Downlink

6.10.3.4.1.10.2.1 Transport channel parameters

6.10.3.4.1.10.2.1.1 Transport channel parameters for Conversational / speech / DL:5.15 kbps / CS RAB

Higher layer	RAB/Signalling RB	RAB subflow #1	RAB subflow #2	
RLC	Logical channel type	DTCH		
	RLC mode	TM	TM	
	Payload sizes, bit	39, 49 (alt. 0, 39, 49)	54	
	Max data rate, bps	5 150		
	TrD PDU header, bit	0		
MAC	MAC header, bit	0		
	MAC multiplexing	N/A		
Layer 1	TrCH type	DCH	DCH	
	TB sizes, bit	39, 49 (alt. 0, 39, 49)	54	
	TFS	TF0, bits	0x49 (alt. 1x0) (note)	0x54
		TF1, bits	1x39	1x54
		TF2, bits	1x49	N/A
	TTI, ms	20	20	
	Coding type	CC 1/3	CC 1/3	
	CRC, bit	12	N/A	
	Max number of bits/TTI after channel coding	207	186	
	Max number of bits/radio frame before rate matching	104	93	
RM attribute	180 to 220	170 to 210		

NOTE: CRC parity bits are to be attached to RAB subflow#1 any time since number of TrBlks are 1 even if there is no data on RAB subflow#1 (see clause 4.2.1.1 in 3GPP TS 25.222 [29]).

6.10.3.4.1.10.2.1.2 Transport channel parameters for DL: 1.7 kbps SRBs for DCCH

See clause 6.10.3.4.1.1.2.1.1.

6.10.3.4.1.10.2.1.3 TFCS

TFCS size	6
TFCS	(RAB subflow#1, RAB subflow#2, DCCH)= (TF0, TF0, TF0), (TF1, TF0, TF0), (TF2, TF1, TF0), (TF0, TF0, TF1), (TF1, TF0, TF1), (TF2, TF1, TF1)

NOTE: In case TB size zero is configured for any transport channel, the first TFC is required; it is optional otherwise.

6.10.3.4.1.10.2.2 Physical channel parameters

DPCH Downlink	Midamble	512 chips
	Codes and time slots	SF16 x 1 code x 1 time slot
	Max. Number of data bits/radio frame	228 bits
	TFCI code word	16 bits
	Puncturing limit	0.72

6.10.3.4.1.11 Conversational / speech / UL:4.75 DL:4.75 kbps / CS RAB + UL:1.7 DL:1.7 kbps SRBs for DCCH

6.10.3.4.1.11.1 Uplink

6.10.3.4.1.11.1.1 Transport channel parameters

6.10.3.4.1.11.1.1.1 Transport channel parameters for Conversational / speech / UL:4.75 kbps / CS RAB

Higher layer	RAB/Signalling RB	RAB subflow #1	RAB subflow #2	
RLC	Logical channel type	DTCH		
	RLC mode	TM	TM	
	Payload sizes, bit	39, 42 (alt. 0, 39, 42)	53	
	Max data rate, bps	4 750		
	TrD PDU header, bit	0		
MAC	MAC header, bit	0		
	MAC multiplexing	N/A		
Layer 1	TrCH type	DCH	DCH	
	TB sizes, bit	39, 42 (alt. 0, 39, 42)	53	
	TFS	TF0, bits	0x42 (alt. 1x0) (note)	0x53
		TF1, bits	1x39	1x53
		TF2, bits	1x42	N/A
	TTI, ms	20	20	
	Coding type	CC 1/3	CC 1/3	
	CRC, bit	12	N/A	
	Max number of bits/TTI after channel coding	186	183	
	Max number of bits/radio frame before rate matching	93	92	
RM attribute	180 to 220	170 to 210		
NOTE: In case of using this alternative, CRC parity bits are to be attached to RAB subflow#1 any time since number of TrBlks are 1 even if there is no data on RAB subflow#1 (see clause 4.2.1.1 in 3GPP TS 25.222 [29]).				

6.10.3.4.1.11.1.1.2 Transport channel parameters for UL:1.7 kbps SRBs for DCCH

See clause 6.10.3.4.1.11.1.1.

6.10.3.4.1.11.1.1.3 TFCS

TFCS size	6
TFCS	(RAB subflow#1, RAB subflow#2, DCCH)= (TF0, TF0, TF0), (TF1, TF0, TF0), (TF2, TF1, TF0), (TF0, TF0, TF1), (TF1, TF0, TF1), (TF2, TF1, TF1)
NOTE: In case TB size zero is configured for any transport channel, the first TFC is required; it is optional otherwise.	

6.10.3.4.1.11.1.2 Physical channel parameters

DPCH Uplink	Midamble	512 chips
	Codes and time slots	SF16 x 1 code x 1 time slot
	Max. Number of data bits/radio frame	226 bits
	TFCI code word	16 bits
	TPC	2 bits
	Puncturing Limit	0.76

6.10.3.4.1.11.2 Downlink

6.10.3.4.1.11.2.1 Transport channel parameters

6.10.3.4.1.11.2.1.1 Transport channel parameters for Conversational / speech / DL:4.75 kbps / CS RAB

Higher layer	RAB/Signalling RB	RAB subflow #1	RAB subflow #2
RLC	Logical channel type	DTCH	
	RLC mode	TM	TM
	Payload sizes, bit	39, 42 (alt. 0, 39, 42)	53
	Max data rate, bps	4 750	

	TrD PDU header, bit	0		
MAC	MAC header, bit	0		
	MAC multiplexing	N/A		
Layer 1	TrCH type	DCH	DCH	
	TB sizes, bit	39, 42 (alt. 0, 39, 42)		
	TFS	TF0, bits	0x42 (alt.1x0)(note)	
		TF1, bits	1x39	1x53
		TF2, bits	1x42	N/A
	TTI, ms	20	20	
	Coding type	CC 1/3	CC 1/3	
	CRC, bit	12	N/A	
	Max number of bits/TTI after channel coding	186	183	
	Max number of bits/radio frame before rate matching	93	92	
RM attribute	180 to 220	170 to 210		

NOTE: CRC parity bits are to be attached to RAB subflow#1 any time since number of TrBlks are 1 even if there is no data on RAB subflow#1 (see clause 4.2.1.1 in 3GPP TS 25.222 [29]).

6.10.3.4.1.11.2.1.2 Transport channel parameters for DL:1.7 kbps SRBs for DCCH

See clause 6.10.3.4.1.1.2.1.1.

6.10.3.4.1.11.2.1.3 TFCS

TFCS size	6
TFCS	(RAB subflow#1, RAB subflow#2, DCCH)= (TF0, TF0, TF0), (TF1, TF0, TF0), (TF2, TF1, TF0), (TF0, TF0, TF1), (TF1, TF0, TF1), (TF2, TF1, TF1)

NOTE: In case TB size zero is configured for any transport channel, the first TFC is required; it is optional otherwise.

6.10.3.4.1.11.2.2 Physical channel parameters

DPCH Downlink	Midamble	512 chips
	Codes and time slots	SF16 x 1 code x 1 time slot
	Max. Number of data bits/radio frame	228 bits
	TFCI code word	16 bits
	Puncturing limit	0.76

6.10.3.4.1.12 Conversational / unknown / UL:28.8/DL:28.8 kbps / CS RAB + UL:3.4 DL:3.4 kbps SRBs for DCCH

6.10.3.4.1.12.1 Uplink

6.10.3.4.1.12.1.1 Transport channel parameters

6.10.3.4.1.12.1.1.1 Transport channel parameters for conversational / unknown / UL:28.8 kbps / CS RAB

Higher layer	RAB/Signalling RB	RAB	
RLC	Logical channel type	DTCH	
	RLC mode	TM	
	Payload sizes, bit	576	
	Max data rate, bps	28 800	
	TrD PDU header, bit	0	
MAC	MAC header, bit	0	
	MAC multiplexing	N/A	
Layer 1	TrCH type	DCH	
	TB sizes, bit	576	
	TFS	TF0, bits	0x576
		TF1, bits	1x576
	TTI, ms	20	
	Coding type	TC	
	CRC, bit	16	
	Max number of bits/TTI after channel coding	3 564	
Max number of bits/radio frame before rate matching	891		

	RM attribute	160 to 200
--	--------------	------------

6.10.3.4.1.12.1.1.2 Transport channel parameters for UL:3.4 kbps SRBs for DCCH

See clause 6.10.3.4.1.2.1.1.1.

6.10.3.4.1.12.1.1.3 TFCS

TFCS size	4
TFCS	(28.8 kbps RAB, DCCH)= (TF0, TF0), (TF1, TF0), (TF0, TF1), (TF1, TF1)
NOTE:	In case TB size zero is configured for any transport channel, the first TFC is required; it is optional otherwise.

6.10.3.4.1.12.1.2 Physical channel parameters

DPCH Uplink	Midamble	512 chips
	Codes and time slots	SF4 x 1 code x 1 time slot
	Max. Number of data bits/radio frame	904 bits
	TFCl code word	16 bits
	TPC	2 bits
	Puncturing Limit	0.76
NOTE:	In case the first TFC in a TFCS is not configured, the TFCl code word will be 8 bits.	

6.10.3.4.1.12.2 Downlink

6.10.3.4.1.12.2.1 Transport channel parameters

6.10.3.4.1.12.2.1.1 Transport channel parameters for conversational / unknown / DL:28.8 kbps / CS RAB

Higher layer	RAB/Signalling RB	RAB	
RLC	Logical channel type	DTCH	
	RLC mode	TM	
	Payload sizes, bit	576	
	Max data rate, bps	28 800	
	TrD PDU header, bit	0	
MAC	MAC header, bit	0	
	MAC multiplexing	N/A	
Layer 1	TrCH type	DCH	
	TB sizes, bit	576	
	TFS	TF0, bits	0x576
		TF1, bits	1x576
	TTI, ms	20	
	Coding type	TC	
	CRC, bit	16	
	Max number of bits/TTI after channel coding	3 564	
	Max number of bits/radio frame before rate matching	891	
	RM attribute	160 to 200	

6.10.3.4.1.12.2.1.2 Transport channel parameters for DL:3.4 kbps SRBs for DCCH

See clause 6.10.3.4.1.2.2.1.1.

6.10.3.4.1.12.2.1.3 TFCS

TFCS size	4
TFCS	(28.8 kbps RAB, DCCH)= (TF0, TF0), (TF1, TF0), (TF0, TF1), (TF1, TF1)
NOTE:	In case TB size zero is configured for any transport channel, the first TFC is required; it is optional otherwise.

6.10.3.4.1.12.2.2 Physical channel parameters

DPCH Downlink	Midamble	512 chips
---------------	----------	-----------

	Codes and time slots	SF16 x 2 codes x 1 time slot
	Max. Number of data bits/radio frame	472 bits
	TFCI code word	16 bits
	Puncturing limit	0.40
NOTE: In case the first TFC in the TFCS is not configured, the TFCI code word will be 8 bits.		

6.10.3.4.1.13 Conversational / unknown / UL:64 DL:64 kbps / CS RAB + UL:3.4 DL:3.4 kbps SRBs for DCCH

6.10.3.4.1.13.1 Uplink

6.10.3.4.1.13.1.1 Transport channel parameters

6.10.3.4.1.13.1.1.1 Transport channel parameters for Conversational / unknown / UL:64 kbps / CS RAB

Higher layer	RAB/Signalling RB		RAB
RLC	Logical channel type		DTCH
	RLC mode		TM
	Payload sizes, bit		640
	Max data rate, bps		64 000
	TrD PDU header, bit		0
MAC	MAC header, bit		0
	MAC multiplexing		N/A
Layer 1	TrCH type		DCH
	TB sizes, bit		640
	TFS	TF0, bits	0x640
		TF1, bits	2x640
	TTI, ms		20
	Coding type		TC
	CRC, bit		16
	Max number of bits/TTI after channel coding		3 948
	Max number of bits/radio frame before rate matching		1 974
RM attribute		150 to 195	

6.10.3.4.1.13.1.1.2 Transport channel parameters for UL:3.4 kbps SRBs for DCCH

See clause 6.10.3.4.1.2.1.1.1.

6.10.3.4.1.13.1.1.3 TFCS

TFCS size	4
TFCS	(64 kbps RAB, DCCH)=(TF0, TF0), (TF1, TF0), (TF0, TF1), (TF1, TF1)
NOTE: In case TB size zero is configured for any transport channel, the first TFC is required; it is optional otherwise.	

6.10.3.4.1.13.1.2 Physical channel parameters

DPCH Uplink	Midamble	512 chips
	Codes and time slots	SF16 x 1 code x 1 time slot + SF4 x 1 code x 1 time slot
	Max. Number of data bits/radio frame	1148 bits
	TFCI code word	16 bits
	TPC	2 bits
	Puncturing Limit	0.48
NOTE: In case the first TFC in the TFCS is not configured, the TFCI code word will be 8 bits.		

6.10.3.4.1.13.2 Downlink

6.10.3.4.1.13.2.1 Transport channel parameters

6.10.3.4.1.13.2.1.1 Transport channel parameters for Conversational / unknown / DL:64 kbps / CS RAB

Higher layer	RAB/Signalling RB	RAB	
RLC	Logical channel type	DTCH	
	RLC mode	TM	
	Payload sizes, bit	640	
	Max data rate, bps	64 000	
	TrD PDU header, bit	0	
MAC	MAC header, bit	0	
	MAC multiplexing	N/A	
Layer 1	TrCH type	DCH	
	TB sizes, bit	640	
	TFS	TF0, bits	0x640
		TF1, bits	2x640
	TTI, ms	20	
	Coding type	TC	
	CRC, bit	16	
	Max number of bits/TTI after channel coding	3 948	
	Max number of bits/radio frame before rate matching	1 974	
	RM attribute	150 to 195	

6.10.3.4.1.13.2.1.2 Transport channel parameters for DL:3.4 kbps SRBs for DCCH

See clause 6.10.3.4.1.2.2.1.1.

6.10.3.4.1.13.2.1.3 TFCS

TFCS size	4
TFCS	(64 kbps RAB, DCCH)=(TF0, TF0), (TF1, TF0), (TF0, TF1), (TF1, TF1)
NOTE:	In case TB size zero is configured for any transport channel, the first TFC is required; it is optional otherwise.

6.10.3.4.1.13.2.2 Physical channel parameters

DPCH Downlink	Midamble	512 chips
	Codes and time slots	SF16 x 5 codes x 1 time slot
	Max. Number of data bits/radio frame	1 204 bits
	TFCI code word	16 bits
	Puncturing limit	0.52
NOTE:	In case the first TFC in the TFCS is not configured, the TFCI code word will be 8 bits.	

6.10.3.4.1.14 Conversational / unknown / UL:32 DL:32 kbps / CS RAB + UL:3.4 DL:3.4 kbps SRBs for DCCH

6.10.3.4.1.14.1 Uplink

6.10.3.4.1.14.1.1 Transport channel parameters

6.10.3.4.1.14.1.1.1 Transport channel parameters for Conversational / unknown / UL:32 kbps / CS RAB

Higher layer	RAB/Signalling RB	RAB
RLC	Logical channel type	DTCH
	RLC mode	TM
	Payload sizes, bit	640
	Max data rate, bps	32 000
	TrD PDU header, bit	0
MAC	MAC header, bit	0
	MAC multiplexing	N/A
Layer 1	TrCH type	DCH
	TB sizes, bit	640
	TFS	TF0, bits

	TF1, bits	1x640
	TTI, ms	20
	Coding type	TC
	CRC, bit	16
	Max number of bits/TTI after channel coding	1 980
	Max number of bits/radio frame before rate matching	990
	RM attribute	165 to 210

6.10.3.4.1.14.1.1.2 Transport channel parameters for UL:3.4 kbps SRBs for DCCH

See clause 6.10.3.4.1.2.1.1.1.

6.10.3.4.1.14.1.1.3 TFCS

TFCS size	4
TFCS	(32 kbps RAB, DCCH)=(TF0, TF0), (TF1, TF0), (TF0, TF1), (TF1, TF1)
NOTE:	In case TB size zero is configured for any transport channel, the first TFC is required; it is optional otherwise.

6.10.3.4.1.14.1.2 Physical channel parameters

DPCH Uplink	Midamble	512 chips
	Codes and time slots	SF4 x 1 code x 1 time slot
	Max. Number of data bits/radio frame	904 bits
	TFCI code word	16 bits
	TPC	2 bits
	Puncturing Limit	0.68
NOTE:	In case the first TFC in the TFCS is not configured, the TFCI code word will be 8 bits.	

6.10.3.4.1.14.2 Downlink

6.10.3.4.1.14.2.1 Transport channel parameters

6.10.3.4.1.14.2.1.1 Transport channel parameters for Conversational / unknown / DL:32 kbps / CS RAB

Higher layer	RAB/Signalling RB	RAB	
RLC	Logical channel type	DTCH	
	RLC mode	TM	
	Payload sizes, bit	640	
	Max data rate, bps	32 000	
	TrD PDU header, bit	0	
MAC	MAC header, bit	0	
	MAC multiplexing	N/A	
Layer 1	TrCH type	DCH	
	TB sizes, bit	640	
	TFS	TF0, bits	0x640
		TF1, bits	1x640
	TTI, ms	20	
	Coding type	TC	
	CRC, bit	16	
	Max number of bits/TTI after channel coding	1 980	
	Max number of bits/radio frame before rate matching	990	
	RM attribute	165 to 210	

6.10.3.4.1.14.2.1.2 Transport channel parameters for DL:3.4 kbps SRBs for DCCH

See clause 6.10.3.4.1.2.2.1.1.

6.10.3.4.1.14.2.1.3 TFCS

TFCS size	4
TFCS	(32 kbps RAB, DCCH)=(TF0, TF0), (TF1, TF0), (TF0, TF1), (TF1, TF1)
NOTE:	In case TB size zero is configured for any transport channel, the first TFC is required; it is optional otherwise.

6.10.3.4.1.14.2.2 Physical channel parameters

DPCH Downlink	Midamble	512 chips
	Codes and time slots	SF16 x 3 codes x 1 time slot
	Max. Number of data bits/radio frame	716 bits
	TFCI code word	16 bits
	Puncturing limit	0.52
NOTE: In case the first TFC in the TFCS is not configured, the TFCI code word will be 8 bits.		

6.10.3.4.1.15 Streaming / unknown / UL:14.4/DL:14.4 kbps / CS RAB + UL:3.4 DL:3.4 kbps SRBs for DCCH

6.10.3.4.1.15.1 Uplink

6.10.3.4.1.15.1.1 Transport channel parameters

6.10.3.4.1.15.1.1.1 Transport channel parameters for Streaming / unknown / UL: 14.4 kbps / CS RAB

Higher layer	RAB/Signalling RB	RAB	
RLC	Logical channel type	DTCH	
	RLC mode	TM	
	Payload sizes, bit	576	
	Max data rate, bps	14 400	
	TrD PDU header, bit	0	
MAC	MAC header, bit	0	
	MAC multiplexing	N/A	
Layer 1	TrCH type	DCH	
	TB sizes, bit	576	
	TFS	TF0, bits	0x576
		TF1, bits	1x576
	TTI, ms	40	
	Coding type	TC	
	CRC, bit	16	
	Max number of bits/TTI after channel coding	1 788	
	Max number of bits/radio frame before rate matching	447	
	RM attribute	145 to 185	

6.10.3.4.1.15.1.1.2 Transport channel parameters for UL:3.4 kbps SRBs for DCCH

See clause 6.10.3.4.1.2.1.1.1.

6.10.3.4.1.15.1.1.3 TFCS

TFCS size	4
TFCS	(14.4 kbps RAB, DCCH)=(TF0, TF0), (TF1, TF0), (TF0, TF1), (TF1, TF1)
NOTE: In case TB size zero is configured for any transport channel, the first TFC is required; it is optional otherwise.	

6.10.3.4.1.15.1.2 Physical channel parameters

DPCH Uplink	Midamble	512 chips
	Codes and time slots	SF8 x 1 code x 1 time slot
	Max. Number of data bits/radio frame	452bits
	TFCI code word	16 bits
	TPC	2 bits
	Puncturing Limit	0.76
NOTE: In case the first TFC in the TFCS is not configured, the TFCI code word will be 8 bits.		

6.10.3.4.1.15.2 Downlink

6.10.3.4.1.15.2.1 Transport channel parameters

6.10.3.4.1.15.2.1.1 Transport channel parameters for Streaming / unknown / DL:14.4 kbps / CS RAB

Higher layer	RAB/Signalling RB		RAB
RLC	Logical channel type		DTCH
	RLC mode		TM
	Payload sizes, bit		576
	Max data rate, bps		14 400
	TrD PDU header, bit		0
MAC	MAC header, bit		0
	MAC multiplexing		N/A
Layer 1	TrCH type		DCH
	TB sizes, bit		576
	TFS	TF0, bits	0x576
		TF1, bits	1x576
	TTI, ms		40
	Coding type		TC
	CRC, bit		16
	Max number of bits/TTI after channel coding		1 788
	Max number of bits/radio frame before rate matching		447
	RM attribute		145 to 185

6.10.3.4.1.15.2.1.2 Transport channel parameters for DL:3.4 kbps SRBs for DCCH

See clause 6.10.3.4.1.2.2.1.1.

6.10.3.4.1.15.2.1.3 TFCS

TFCS size	4
TFCS	(14.4 kbps RAB, DCCH)=(TF0, TF0), (TF1, TF0), (TF0, TF1), (TF1, TF1)
NOTE:	In case TB size zero is configured for any transport channel, the first TFC is required; it is optional otherwise.

6.10.3.4.1.15.2.2 Physical channel parameters

DPCH Downlink	Midamble	512 chips
	Codes and time slots	SF16 x 2 codes x 1 time slot
	Max. Number of data bits/radio frame	472 bits
	TFCI code word	16 bits
	Puncturing limit	0.80
NOTE:	In case the first TFC in the TFCS is not configured, the TFCI code word will be 8 bits.	

6.10.3.4.1.16 Streaming / unknown / UL:28.8/DL:28.8 kbps / CS RAB + UL:3.4 DL:3.4 kbps SRBs for DCCH

6.10.3.4.1.16.1 Uplink

6.10.3.4.1.16.1.1 Transport channel parameters

6.10.3.4.1.16.1.1.1 Transport channel parameters for Streaming / unknown / UL:28.8 kbps / CS RAB

Higher layer	RAB/Signalling RB		RAB
RLC	Logical channel type		DTCH
	RLC mode		TM
	Payload sizes, bit		576
	Max data rate, bps		28 800
	TrD PDU header, bit		0
MAC	MAC header, bit		0
	MAC multiplexing		N/A
Layer 1	TrCH type		DCH
	TB sizes, bit		576
	TFS	TF0, bits	0x576

	TF1, bits	1x576
	TTI, ms	20
	Coding type	TC
	CRC, bit	16
	Max number of bits/TTI after channel coding	3 564
	Max number of bits/radio frame before rate matching	891
	RM attribute	135 to 175

6.10.3.4.1.16.1.1.2 Transport channel parameters for UL:3.4 kbps SRBs for DCCH

See clause 6.10.3.4.1.2.1.1.1.

6.10.3.4.1.16.1.1.3 TFCS

TFCS size	4
TFCS	(28.8 kbps RAB, DCCH)= (TF0, TF0), (TF1, TF0), (TF0, TF1), (TF1, TF1)
NOTE: In case TB size zero is configured for any transport channel, the first TFC is required; it is optional otherwise.	

6.10.3.4.1.16.1.2 Physical channel parameters

DPCH Uplink	Midamble	512 chips
	Codes and time slots	SF8 x 1 code x 1 time slot
	Max. Number of data bits/radio frame	452 bits
	TFCI code word	16 bits
	TPC	2 bits
	Puncturing Limit	0.44
NOTE: In case the first TFC in the TFCS is not configured, the TFCI code word will be 8 bits.		

6.10.3.4.1.16.2 Downlink

6.10.3.4.1.16.2.1 Transport channel parameters

6.10.3.4.1.16.2.1.1 Transport channel parameters for Streaming / unknown / DL:28.8 kbps / CS RAB

Higher layer	RAB/Signalling RB	RAB	
RLC	Logical channel type	DTCH	
	RLC mode	TM	
	Payload sizes, bit	576	
	Max data rate, bps	28 800	
	TrD PDU header, bit	0	
MAC	MAC header, bit	0	
	MAC multiplexing	N/A	
Layer 1	TrCH type	DCH	
	TB sizes, bit	576	
	TFS	TF0, bits	0x576
		TF1, bits	1x576
	TTI, ms	20	
	Coding type	TC	
	CRC, bit	16	
	Max number of bits/TTI after channel coding	3 564	
	Max number of bits/radio frame before rate matching	891	
	RM attribute	135 to 175	

6.10.3.4.1.16.2.1.2 Transport channel parameters for DL:3.4 kbps SRBs for DCCH

See clause 6.10.3.4.1.2.2.1.1.

6.10.3.4.1.16.2.1.3 TFCS

TFCS size	4
TFCS	(28.8 kbps RAB, DCCH)= (TF0, TF0), (TF1, TF0), (TF0, TF1), (TF1, TF1)

NOTE: In case TB size zero is configured for any transport channel, the first TFC is required; it is optional otherwise.

6.10.3.4.1.16.2.2 Physical channel parameters

DPCH Downlink	Midamble	512 chips
	Codes and time slots	SF16 x 2 codes x 1 time slot
	Max. Number of data bits/radio frame	472 bits
	TFCI code word	16 bits
	Puncturing limit	0.44

NOTE: In case the first TFC in the TFCS is not configured, the TFCI code word will be 8 bits.

6.10.3.4.1.17 Streaming / unknown / UL:57.6/DL:57.6 kbps / CS RAB + UL:3.4 DL:3.4 kbps SRBs for DCCH

6.10.3.4.1.17.1 Uplink

6.10.3.4.1.17.1.1 Transport channel parameters

6.10.3.4.1.17.1.1.1 Transport channel parameters for Streaming / unknown / UL:57.6 kbps / CS RAB

Higher layer	RAB/Signalling RB	RAB	
RLC	Logical channel type	DTCH	
	RLC mode	TM	
	Payload sizes, bit	576	
	Max data rate, bps	57 600	
	TrD PDU header, bit	0	
MAC	MAC header, bit	0	
	MAC multiplexing	N/A	
Layer 1	TrCH type	DCH	
	TB sizes, bit	576	
	TFS	TF0, bits	0x576
		TF1, bits	1x576
		TF2, bits	2x576
		TF3, bits	3x576
		TF4, bits	4x576
	TTI, ms	40	
	Coding type	TC	
	CRC, bit	16	
	Max number of bits/TTI after channel coding	7 116	
Max number of bits/radio frame before rate matching	1 779		
RM attribute	125 to 165		

6.10.3.4.1.17.1.1.2 Transport channel parameters for UL:3.4 kbps SRBs for DCCH

See clause 6.10.3.4.1.2.1.1.1.

6.10.3.4.1.17.1.1.3 TFCS

TFCS size	10
TFCS	(57.6 kbps RAB, DCCH)= (TF0, TF0), (TF1, TF0), (TF2, TF0), (TF3, TF0), (TF4, TF0), (TF0, TF1), (TF1, TF1), (TF2, TF1), (TF3, TF1), (TF4, TF1)

NOTE: In case TB size zero is configured for any transport channel, the first TFC is required; it is optional otherwise.

6.10.3.4.1.17.1.2 Physical channel parameters

DPCH Uplink	Midamble	512 chips
	Codes and time slots	SF4 x 1 code x 1 time slot
	Max. Number of data bits/radio frame	904 bits
	TFCI code word	16 bits
	TPC	2 bits
	Puncturing Limit	0.44

6.10.3.4.1.17.2 Downlink

6.10.3.4.1.17.2.1 Transport channel parameters

6.10.3.4.1.17.2.1.1 Transport channel parameters for Streaming / unknown / DL:57.6 kbps / CS RAB

Higher layer	RAB/Signalling RB		RAB	
RLC	Logical channel type		DTCH	
	RLC mode		TM	
	Payload sizes, bit		576	
	Max data rate, bps		57 600	
	TrD PDU header, bit		0	
MAC	MAC header, bit		0	
	MAC multiplexing		N/A	
Layer 1	TrCH type		DCH	
	TB sizes, bit		576	
	TFS	TF0, bits		0x576
		TF1, bits		1x576
		TF2, bits		2x576
		TF3, bits		3x576
		TF4, bits		4x576
	TTI, ms		40	
	Coding type		TC	
	CRC, bit		16	
	Max number of bits/TTI after channel coding		7 116	
	Max number of bits/radio frame before rate matching		1 779	
	RM attribute		125 to 165	

6.10.3.4.1.17.2.1.2 Transport channel parameters for DL:3.4 kbps SRBs for DCCH

See clause 6.10.3.4.1.2.2.1.1.

6.10.3.4.1.17.2.1.3 TFCS

TFCS size	10
TFCS	(57.6 kbps RAB, DCCH)= (TF0, TF0), (TF1, TF0), (TF2, TF0), (TF3, TF0), (TF4, TF0), (TF0, TF1), (TF1, TF1), (TF2, TF1), (TF3, TF1), (TF4, TF1)
NOTE:	In case TB size zero is configured for any transport channel, the first TFC is required; it is optional otherwise.

6.10.3.4.1.17.2.2 Physical channel parameters

DPCH Downlink	Midamble	512 chips
	Codes and time slots	SF16 x 4 codes x 1 time slot
	Max. Number of data bits/radio frame	960 bits
	TFCI code word	16 bits
	Puncturing limit	0.48

6.10.3.4.1.18 Void

6.10.3.4.1.19 Void

6.10.3.4.1.20 Void

6.10.3.4.1.21 Void

6.10.3.4.1.22 Void

6.10.3.4.1.23 Interactive or background / UL:32 DL:8 kbps / PS RAB + UL:3.4 DL:3.4 kbps SRBs for DCCH

6.10.3.4.1.23.1 Uplink

6.10.3.4.1.23.1.1 Transport channel parameters

6.10.3.4.1.23.1.1.1 Transport channel parameters for Interactive or background / UL:32 kbps / PS RAB

Higher layer	RAB/Signalling RB	RAB	
RLC	Logical channel type	DTCH	
	RLC mode	AM	
	Payload sizes, bit	320 (alt. 128)	
	Max data rate, bps	32 000	
	AMD PDU header, bit	16	
MAC	MAC header, bit	0	
	MAC multiplexing	N/A	
Layer 1	TrCH type	DCH	
	TB sizes, bit	336 (alt.144)	
	TFS	TF0, bits	0x336 (alt. 0x144)
		TF1, bits	1x336 (alt. 1x144)
		TF2, bits	2x336 (alt. 5x144)
	TTI, ms	20	
	Coding type	TC	
	CRC, bit	16	
	Max number of bits/TTI after channel coding	2 124 (alt. 2 412)	
	Max number of bits/radio frame before rate matching	1 062 (alt. 1 206)	
RM attribute	135 to 175		

6.10.3.4.1.23.1.1.2 Transport channel parameters for UL:3.4 kbps SRBs for DCCH

See clause 6.10.3.4.1.2.1.1.1.

6.10.3.4.1.23.1.1.3 TFCS

TFCS size	6
TFCS	(32 kbps RAB, DCCH)= (TF0, TF0), (TF1, TF0), (TF2, TF0), (TF0, TF1), (TF1, TF1), (TF2, TF1)
NOTE:	In case TB size zero is configured for any transport channel, the first TFC is required; it is optional otherwise.

6.10.3.4.1.23.1.2 Physical channel parameters

DPCH Uplink	Midamble	512 chips
	Codes and time slots	SF4 x 1 code x 1 time slot
	Max. Number of data bits/radio frame	904 bits
	TFCI code word	16 bits
	TPC	2 bits
	Puncturing Limit	0.72 (alt. 0.64)

6.10.3.4.1.23.2 Downlink

6.10.3.4.1.23.2.1 Transport channel parameters

6.10.3.4.1.23.2.1.1 Transport channel parameters for Interactive or background / DL:8 kbps / PS RAB

Higher layer	RAB/Signalling RB	RAB	
RLC	Logical channel type	DTCH	
	RLC mode	AM	
	Payload sizes, bit	320	
	Max data rate, bps	8 000	
	AMD PDU header, bit	16	
MAC	MAC header, bit	0	
	MAC multiplexing	N/A	
Layer 1	TrCH type	DCH	
	TB sizes, bit	336	
	TFS	TF0, bits	0x336
		TF1, bits	1x336
	TTI, ms	40	
	Coding type	TC	
	CRC, bit	16	

	Max number of bits/TTI after channel coding	1 068
	Max number of bits/radio frame before rate matching	267
	RM attribute	135 to 175

6.10.3.4.1.23.2.1.2 Transport channel parameters for DL:3.4 kbps SRBs for DCCH

See clause 6.10.3.4.1.2.2.1.1.

6.10.3.4.1.23.2.1.3 TFCS

TFCS size	4
TFCS	(8 kbps RAB, DCCH)=(TF0, TF0), (TF1, TF0), (TF0, TF1), (TF1, TF1)
NOTE:	In case TB size zero is configured for any transport channel, the first TFC is required; it is optional otherwise.

6.10.3.4.1.23.2.2 Physical channel parameters

DPCH Downlink	Midamble	512 chips
	Codes and time slots	SF16 x 1 code x 1 time slot
	Max. Number of data bits/radio frame	228 bits
	TFCI code word	16 bits
	Puncturing limit	0.56
NOTE:	In case the first TFC in the TFCS is not configured, the TFCI code word will be 8 bits.	

6.10.3.4.1.23a Interactive or background / UL:8 DL:8 kbps / PS RAB + UL:3.4 DL:3.4 kbps SRBs for DCCH

6.10.3.4.1.23a.1 Uplink

6.10.3.4.1.23a.1.1 Transport channel parameters

6.10.3.4.1.23a.1.1.1 Transport channel parameters for Interactive or background / UL:8 kbps / PS RAB

Higher layer	RAB/Signalling RB		RAB
RLC	Logical channel type		DTCH
	RLC mode		AM
	Payload sizes, bit		320 (alt. 128)
	Max data rate, bps		8 000
	AMD PDU header, bit		16
MAC	MAC header, bit		0
	MAC multiplexing		N/A
Layer 1	TrCH type		DCH
	TB sizes, bit		336 (alt. 144)
	TFS	TF0, bits	0x336 (alt. 0x144)
		TF1, bits	1x336 (alt. 1x144)
		TF2, bits	N/A (alt. 5x144)
	TTI, ms		40 (alt. 80)
	Coding type		TC
	CRC, bit		16
	Max number of bits/TTI after channel coding		1 068 (alt. 2 412)
Max number of bits/radio frame before rate matching		267 (alt. 302)	
RM attribute		135 to 175	

6.10.3.4.1.23a.1.1.2 Transport channel parameters for UL:3.4 kbps SRBs for DCCH

See clause 6.10.3.4.1.2.1.1.1.

6.10.3.4.1.23a.1.1.3 TFCS

TFCS size	4 (alt. 6)
TFCS	(8 kbps RAB, DCCH)= (TF0, TF0), (TF1, TF0), (TF0, TF1), (TF1, TF1) (alt. (TF0, TF0), (TF1, TF0), (TF2, TF0), (TF0, TF1), (TF1, TF1), (TF2, TF1))
NOTE:	In case TB size zero is configured for any transport channel the first TFC is required; it is optional otherwise.

6.10.3.4.1.23a.1.2 Physical channel parameters

DPCH Uplink	Midamble	512 chips
	Codes and time slots	SF16 x 1 code x 1 time slot
	Max. Number of data bits/radio frame	226 bits
	TFCI code word	16 bits
	TPC	2 bit
	Puncturing Limit	0.56 (alt. 0.48)

6.10.3.4.1.23a.2 Downlink

See clause 6.10.3.4.1.23.2.

6.10.3.4.1.23b Interactive or background / UL:16 DL:16 kbps / PS RAB + UL:3.4 DL:3.4 kbps SRBs for DCCH

6.10.3.4.1.23b.1 Uplink

6.10.3.4.1.23b.1.1 Transport channel parameters

6.10.3.4.1.23b.1.1.1 Transport channel parameters for Interactive or background / UL:16 kbps / PS RAB

Higher layer	RAB/Signalling RB	RAB	
RLC	Logical channel type	DTCH	
	RLC mode	AM	
	Payload sizes, bit	320 (alt. 128)	
	Max data rate, bps	16 000	
	AMD PDU header, bit	16	
MAC	MAC header, bit	0	
	MAC multiplexing	N/A	
Layer 1	TrCH type	DCH	
	TB sizes, bit	336 (alt. 144)	
	TFS	TF0, bits	0x336 (alt. 0x144)
		TF1, bits	1x336 (alt. 1x144)
		TF2, bits	2x336 (alt. 5x144)
	TTI, ms	40	
	Coding type	TC	
	CRC, bit	16	
	Max number of bits/TTI after channel coding	2 124 (alt. 2 412)	
	Max number of bits/radio frame before rate matching	531 (alt. 603)	
RM attribute	135 to 175		

6.10.3.4.1.23b.1.1.2 Transport channel parameters for UL:3.4 kbps SRBs for DCCH

See clause 6.10.3.4.1.2.1.1.1.

6.10.3.4.1.23b.1.1.3 TFCS

TFCS size	6
TFCS	(16 kbps RAB, DCCH)= (TF0, TF0), (TF1, TF0), (TF2, TF0), (TF0, TF1), (TF1, TF1), (TF2, TF1)
NOTE:	In case TB size zero is configured for any transport channel the first TFC is required; it is optional otherwise.

6.10.3.4.1.23b.1.2 Physical channel parameters

DPCH Uplink	Midamble	512 chips
	Codes and time slots	SF8 x 1 code x 1 time slot
	Max. Number of data bits/radio frame	452 bits
	TFCI code word	16 bits
	TPC	2 bit
	Puncturing Limit	0.68 (alt. 0.60)

6.10.3.4.1.23b.2 Downlink

6.10.3.4.1.23b.2.1 Transport channel parameters

6.10.3.4.1.23b.2.1.1 Transport channel parameters for Interactive or background / DL:16 kbps / PS RAB

Higher layer	RAB/Signalling RB	RAB	
RLC	Logical channel type	DTCH	
	RLC mode	AM	
	Payload sizes, bit	320	
	Max data rate, bps	16 000	
	AMD PDU header, bit	16	
MAC	MAC header, bit	0	
	MAC multiplexing	N/A	
Layer 1	TrCH type	DCH	
	TB sizes, bit	336	
	TFS	TF0, bits	0x336
		TF1, bits	1x336
		TF2, bits	2x336
	TTI, ms	40	
	Coding type	TC	
	CRC, bit	16	
	Max number of bits/TTI after channel coding	2 124	
	Max number of bits/radio frame before rate matching	531	
RM attribute	135 to 175		

6.10.3.4.1.23b.2.1.2 Transport channel parameters for UL:3.4 kbps SRBs for DCCH

See clause 6.10.3.4.1.2.2.1.1.

6.10.3.4.1.23b.2.1.3 TFCS

TFCS size	6
TFCS	(16 kbps RAB, DCCH)= (TF0, TF0), (TF1, TF0), (TF2, TF0), (TF0, TF1), (TF1, TF1), (TF2, TF1)
NOTE:	In case TB size zero is configured for any transport channel the first TFC is required; it is optional otherwise.

6.10.3.4.1.23b.2.2 Physical channel parameters

DPCH Downlink	Midamble	512 chips
	Codes and time slots	SF16 x 2 codes x 1 time slot
	Max. Number of data bits/radio frame	472 bits
	TFCI code word	16 bits
	Puncturing limit	0.68

6.10.3.4.1.23c Interactive or background / UL:32 DL:32 kbps / PS RAB + UL:3.4 DL:3.4 kbps SRBs for DCCH

6.10.3.4.1.23c.1 Uplink

6.10.3.4.1.23c.1.1 Transport channel parameters

6.10.3.4.1.23c.1.1.1 Transport channel parameters for Interactive or background / UL:32 kbps / PS RAB

Higher layer	RAB/Signalling RB	RAB
RLC	Logical channel type	DTCH
	RLC mode	AM
	Payload sizes, bit	320 (alt. 128)
	Max data rate, bps	32 000
	AMD PDU header, bit	16
MAC	MAC header, bit	0
	MAC multiplexing	N/A
Layer 1	TrCH type	DCH
	TB sizes, bit	336 (alt. 144)

TFS	TF0, bits	0x336 (alt. 0x144)
	TF1, bits	1x336 (alt. 1x144)
	TF2, bits	2x336 (alt. 5x144)
	TF3, bits	3x336 (alt. 7x144)
	TF4, bits	4x336 (alt. 10x144)
TTI, ms	40	
Coding type	TC	
CRC, bit	16	
Max number of bits/TTI after channel coding	4 236 (alt. 4 812)	
Max number of bits/radio frame before rate matching	1 059 (alt. 1 203)	
RM attribute	135 to 175	

6.10.3.4.1.23c.1.1.2 Transport channel parameters for UL:3.4 kbps SRBs for DCCH

See clause 6.10.3.4.1.2.1.1.1.

6.10.3.4.1.23c.1.1.3 TFCS

TFCS size	10
TFCS	(32 kbps RAB, DCCH)= (TF0,TF0), (TF1,TF0), (TF2,TF0), (TF3,TF0), (TF4,TF0), (TF0,TF1), (TF1,TF1), (TF2,TF1), (TF3,TF1), (TF4,TF1)
NOTE:	In case TB size zero is configured for any transport channel the first TFC is required; it is optional otherwise.

6.10.3.4.1.23c.1.2 Physical channel parameters

DPCH Uplink	Midamble	512 chips
	Codes and time slots	SF4 x 1 code x 1 time slot
	Max. Number of data bits/radio frame	904 bits
	TFCI code word	16 bits
	TPC	2 bits
	Puncturing Limit	0.72 (alt. 0.64)

6.10.3.4.1.23c.2 Downlink

6.10.3.4.1.23c.2.1 Transport channel parameters

6.10.3.4.1.23c.2.1.1 Transport channel parameters for Interactive or background / DL:32 kbps / PS RAB

Higher layer	RAB/Signalling RB	RAB	
RLC	Logical channel type	DTCH	
	RLC mode	AM	
	Payload sizes, bit	320	
	Max data rate, bps	32 000	
	AMD PDU header, bit	16	
MAC	MAC header, bit	0	
	MAC multiplexing	N/A	
Layer 1	TrCH type	DCH	
	TB sizes, bit	336	
	TFS	TF0, bits	0x336
		TF1, bits	1x336
		TF2, bits	2x336
		TF3, bits	3x336
		TF4, bits	4x336
	TTI, ms	40	
	Coding type	TC	
	CRC, bit	16	
	Max number of bits/TTI after channel coding	4 236	
	Max number of bits/radio frame before rate matching	1 059	
	RM attribute	135 to 175	

6.10.3.4.1.23c.2.1.2 Transport channel parameters for UL:3.4 kbps SRBs for DCCH

See clause 6.10.3.4.1.2.2.1.1.

6.10.3.4.1.23c.2.1.3 TFCS

TFCS size	10
TFCS	(32 kbps RAB, DCCH)= (TF0,TF0), (TF1,TF0), (TF2,TF0), (TF3,TF0), (TF4,TF0), (TF0,TF1), (TF1,TF1), (TF2,TF1), (TF3,TF1), (TF4,TF1)
NOTE:	In case TB size zero is configured for any transport channel the first TFC is required; it is optional otherwise.

6.10.3.4.1.23c.2.2 Physical channel parameters

DPCH Downlink	Midamble	512 chips
	Codes and time slots	SF16 x 3 codes x 1 time slot
	Max. Number of data bits/radio frame	716
	TFCI code word	16 bits
	Puncturing limit	0.60

6.10.3.4.1.23d Interactive or background / UL:32 DL:32 kbps / PS RAB (20 ms TTI)+ UL:3.4 DL:3.4 kbps SRBs for DCCH

6.10.3.4.1.23d.1 Uplink

6.10.3.4.1.23d.1.1 Transport channel parameters

6.10.3.4.1.23d.1.1.1 Transport channel parameters for Interactive or background / UL:32 kbps / PS RAB

Higher layer	RAB/Signalling RB	RAB	
RLC	Logical channel type	DTCH	
	RLC mode	AM	
	Payload sizes, bit	320 (alt. 128)	
	Max data rate, bps	32 000	
	AMD PDU header, bit	16	
MAC	MAC header, bit	0	
	MAC multiplexing	N/A	
Layer 1	TrCH type	DCH	
	TB sizes, bit	336 (alt. 144)	
	TFS	TF0, bits	0x336 (alt. 0x144)
		TF1, bits	1x336 (alt. 1x144)
		TF2, bits	2x336 (alt. 5x144)
	TTI, ms	20	
	Coding type	TC	
	CRC, bit	16	
	Max number of bits/TTI after channel coding	2 124 (alt. 2 412)	
	Max number of bits/radio frame before rate matching	1 062 (alt. 1 206)	
RM attribute	135 to 175		

6.10.3.4.1.23d.1.1.2 Transport channel parameters for UL:3.4 kbps SRBs for DCCH

See clause 6.10.3.4.1.2.1.1.1.

6.10.3.4.1.23d.1.1.3 TFCS

TFCS size	6
TFCS	(32 kbps RAB, DCCH)= (TF0,TF0), (TF1,TF0), (TF2,TF0), (TF0,TF1), (TF1,TF1), (TF2,TF1)
NOTE:	In case TB size zero is configured for any transport channel the first TFC is required; it is optional otherwise.

6.10.3.4.1.23d.1.2 Physical channel parameters

DPCH Uplink	Midamble	512 chips
	Codes and time slots	SF4 x 1 code x 1 time slot
	Max. Number of data bits/radio frame	904 bits

	TFCI code word	16 bits
	TPC	2 bits
	Puncturing Limit	0.72 (alt. 0.64)

6.10.3.4.1.23d.2 Downlink

6.10.3.4.1.23d.2.1 Transport channel parameters

6.10.3.4.1.23d.2.1.1 Transport channel parameters for Interactive or background / DL:32 kbps / PS RAB

Higher layer	RAB/Signalling RB		RAB	
RLC	Logical channel type		DTCH	
	RLC mode		AM	
	Payload sizes, bit		320	
	Max data rate, bps		32 000	
	AMD PDU header, bit		16	
MAC	MAC header, bit		0	
	MAC multiplexing		N/A	
Layer 1	TrCH type		DCH	
	TB sizes, bit		336	
	TFS	TF0, bits		0x336
		TF1, bits		1x336
		TF2, bits		2x336
	TTI, ms		20	
	Coding type		TC	
	CRC, bit		16	
	Max number of bits/TTI after channel coding		2 124	
	Max number of bits/radio frame before rate matching		1 062	
RM attribute		135 to 175		

6.10.3.4.1.23d.2.1.2 Transport channel parameters for DL:3.4 kbps SRBs for DCCH

See clause 6.10.3.4.1.2.2.1.1.

6.10.3.4.1.23d.2.1.3 TFCS

TFCS size	6
TFCS	(32 kbps RAB, DCCH)= (TF0,TF0), (TF1,TF0), (TF2,TF0), (TF0,TF1), (TF1,TF1), (TF2,TF1)
NOTE:	In case TB size zero is configured for any transport channel the first TFC is required; it is optional otherwise.

6.10.3.4.1.23d.2.2 Physical channel parameters

DPCH Downlink	Midamble	512 chips
	Codes and time slots	SF16 x 3 codes x 1 time slot
	Max. Number of data bits/radio frame	716 bits
	TFCI code word	16 bits
	Puncturing limit	0.56

6.10.3.4.1.24 Void

6.10.3.4.1.25 Interactive or background / UL:32 DL: 64 kbps / PS RAB + UL:3.4 DL:3.4 kbps SRBs for DCCH

6.10.3.4.1.25.1 Uplink

See clause 6.10.3.4.1.23.1.

6.10.3.4.1.25.2 Downlink

6.10.3.4.1.25.2.1 Transport channel parameters

6.10.3.4.1.25.2.1.1 Transport channel parameters for Interactive or background / DL:64 kbps / PS RAB

Higher layer	RAB/Signalling RB	RAB	
RLC	Logical channel type	DTCH	
	RLC mode	AM	
	Payload sizes, bit	320	
	Max data rate, bps	64 000	
	AMD PDU header, bit	16	
MAC	MAC header, bit	0	
	MAC multiplexing	N/A	
Layer 1	TrCH type	DCH	
	TB sizes, bit	336	
	TFS	TF0, bits	0x336
		TF1, bits	1x336
		TF2, bits	2x336
		TF3, bits	3x336
		TF4, bits	4x336
	TTI, ms	20	
	Coding type	TC	
	CRC, bit	16	
	Max number of bits/TTI after channel coding	4 236	
	Max number of bits/radio frame before rate matching	2 118	
	RM attribute	130 to 170	

6.10.3.4.1.25.2.1.2 Transport channel parameters for DL:3.4 kbps SRBs for DCCH

See clause 6.10.3.4.1.2.2.1.1.

6.10.3.4.1.25.2.1.3 TFCS

TFCS size	10
TFCS	(64 kbps RAB, DCCH)= (TF0, TF0), (TF1, TF0), (TF2, TF0), (TF3, TF0), (TF4, TF0), (TF0, TF1), (TF1, TF1), (TF2, TF1), (TF3, TF1), (TF4, TF1)
NOTE:	In case TB size zero is configured for any transport channel, the first TFC is required; it is optional otherwise.

6.10.3.4.1.25.2.2 Physical channel parameters

DPCH Downlink	Physical Configuration 1	Physical Configuration 2
Midamble	512 chips	512 chips
Codes and time slots	SF16 x 3 codes x 1 time slot + SF16 x 2 codes x 1 time slot	SF16 x 9 codes x 1 time slot
Max. Number of data bits/radio frame	1 204 bits	2 180 bits
TFCI code word	16 bits	16 bits
Puncturing limit	0.52	0.96

6.10.3.4.1.26 Interactive or background / UL:64 DL: 64 kbps / PS RAB + UL:3.4 DL:3.4 kbps SRBs for DCCH

6.10.3.4.1.26.1 Uplink

6.10.3.4.1.26.1.1 Transport channel parameters

6.10.3.4.1.26.1.1.1 Transport channel parameters for Interactive or background / UL:64 kbps / PS RAB

Higher layer	RAB/Signalling RB	RAB
RLC	Logical channel type	DTCH
	RLC mode	AM
	Payload sizes, bit	320 (alt. 128)
	Max data rate, bps	64 000
	AMD PDU header, bit	16
MAC	MAC header, bit	0
	MAC multiplexing	N/A
Layer 1	TrCH type	DCH
	TB sizes, bit	336 (alt. 144)

	TFS	TF0, bits	0x336 (alt. 0x144)
		TF1, bits	1x336 (alt. 1x144)
		TF2, bits	2x336 (alt. 3x144)
		TF3, bits	3x336 (alt. 7x144)
		TF4, bits	4x336 (alt. 10x144)
	TTI, ms	20	
	Coding type	TC	
	CRC, bit	16	
	Max number of bits/TTI after channel coding	4 236 (alt. 4 812)	
	Max number of bits/radio frame before rate matching	2 118 (alt. 2 406)	
RM attribute	130 to 170		

6.10.3.4.1.26.1.1.2 Transport channel parameters for UL:3.4 kbps SRBs for DCCH

See clause 6.10.3.4.1.2.1.1.1.

6.10.3.4.1.26.1.1.3 TFCS

TFCS size	10
TFCS	(64 kbps RAB, DCCH)= (TF0, TF0), (TF1, TF0), (TF2, TF0), (TF3, TF0), (TF4, TF0), (TF0, TF1), (TF1, TF1), (TF2, TF1), (TF3, TF1), (TF4, TF1)

6.10.3.4.1.26.1.2 Physical channel parameters

DPCH Uplink	Physical Configuration 1	Physical Configuration 2
Midamble	512 chips	512 chips
Codes and time slots	SF16 x 1 code x 1 time slot + SF4 x 1 code x 1 time slot	SF2 x 1 code x 1 time slot + SF4 x 1 code x 1 time slot
Max. Number of data bits/radio frame	1148 bits	2 784 bits
TFCl code word	16 bits	16 bits
TPC	2 bits	2 bits
Puncturing Limit	0.48 (alt. 0.44)	1

6.10.3.4.1.26.2 Downlink

See clause 6.10.3.4.1.25.2.

6.10.3.4.1.27 Interactive or background / UL:64 DL:128 kbps / PS RAB + UL:3.4 DL:3.4 kbps SRBs for DCCH

6.10.3.4.1.27.1 Uplink

See clause 6.10.3.4.1.26.1.

6.10.3.4.1.27.2 Downlink

6.10.3.4.1.27.2.1 Transport channel parameters

6.10.3.4.1.27.2.1.1 Transport channel parameters for Interactive or background / DL:128 kbps / PS RAB

Higher layer	RAB/Signalling RB		RAB
RLC	Logical channel type		DTCH
	RLC mode		AM
	Payload sizes, bit		320
	Max data rate, bps		128 000
	AMD PDU header, bit		16
MAC	MAC header, bit		0
	MAC multiplexing		N/A
Layer 1	TrCH type		DCH
	TB sizes, bit		336
	TFS	TF0, bits	0x336
		TF1, bits	1x336
		TF2, bits	2x336

	TF3, bits	4x336
	TF4, bits	8x336
	TTI, ms	20
	Coding type	TC
	CRC, bit	16
	Max number of bits/TTI after channel coding	8 460
	Max number of bits/radio frame before rate matching	4 230
	RM attribute	120 to 160

6.10.3.4.1.27.2.1.2 Transport channel parameters for DL:3.4 kbps SRBs for DCCH

See clause 6.10.3.4.1.2.2.1.1.

6.10.3.4.1.27.2.1.3 TFCS

TFCS size	10
TFCS	(128 kbps RAB, DCCH)= (TF0, TF0), (TF1, TF0), (TF2, TF0), (TF3, TF0), (TF4, TF0), (TF0, TF1), (TF1, TF1), (TF2, TF1), (TF3, TF1), (TF4, TF1)
NOTE:	In case TB size zero is configured for any transport channel, the first TFC is required; it is optional otherwise.

6.10.3.4.1.27.2.2 Physical channel parameters

DPCH Downlink	Physical Configuration 1	Physical Configuration 2
Midamble	256 chips	256 chips
Codes and time slots	SF16 x 8 codes x 1 time slot	SF16 x 4 codes x 2 time slots + SF16 x 3 codes x 2 time slots
Max. Number of data bits/radio frame	2 192 bits	3848 bits
TFCI code word	16 bits	16 bits
Puncturing limit	0.48	0.84

6.10.3.4.1.28 Interactive or background / UL:128 DL:128 kbps / PS RAB + UL:3.4 DL:3.4 kbps SRBs for DCCH

6.10.3.4.1.28.1 Uplink

6.10.3.4.1.28.1.1 Transport channel parameters

6.10.3.4.1.28.1.1.1 Transport channel parameters for Interactive or background / UL:128 kbps / PS RAB

Higher layer	RAB/Signalling RB	RAB	
RLC	Logical channel type	DTCH	
	RLC mode	AM	
	Payload sizes, bit	320 (alt. 128)	
	Max data rate, bps	128 000	
	AMD PDU header, bit	16	
MAC	MAC header, bit	0	
	MAC multiplexing	N/A	
Layer 1	TrCH type	DCH	
	TB sizes, bit	336 (alt. 144)	
	TFS	TF0, bits	0x336 (alt. 0x144)
		TF1, bits	1x336 (alt. 1x144)
		TF2, bits	2x336 (alt. 7x144)
		TF3, bits	4x336 (alt. 14x144)
		TF4, bits	8x336 (alt. 20x144)
	TTI, ms	20	
	Coding type	TC	
	CRC, bit	16	
	Max number of bits/TTI after channel coding	8 460 (alt. 9 612)	
Max number of bits/radio frame before rate matching	4 230 (alt. 4 806)		
RM attribute	120 to 160		

6.10.3.4.1.28.1.1.2 Transport channel parameters for UL:3.4 kbps SRBs for DCCH

See clause 6.10.3.4.1.2.1.1.1.

6.10.3.4.1.28.1.1.3 TFCS

TFCS size	9 (alt.10)
TFCS	(128 kbps RAB, DCCH)= (TF0, TF0), (TF1, TF0), (TF2, TF0), (TF3, TF0), (TF4, TF0), (TF0, TF1), (TF1, TF1), (TF2, TF1), (TF3, TF1) (alt. (TF0, TF0), (TF1, TF0), (TF2, TF0), (TF3, TF0), (TF4, TF0), (TF0, TF1), (TF1, TF1), (TF2, TF1), (TF3, TF1), (TF4, TF1))
NOTE:	In case TB size zero is configured for any transport channel, the first TFC is required; it is optional otherwise.

6.10.3.4.1.28.1.2 Physical channel parameters

DPCH Uplink	Physical Configuration 1	Physical Configuration 2
Midamble	256 chips	256 chips
Codes and time slots	SF2 x 1 code x 1 timeslot	SF2 x 1 code x 2 timeslots + SF4 x 1 code x 1 time slot
Max. Number of data bits/radio frame	2 064 bits	5 376 bits
TFCI code word	16 bits	16 bits
TPC	2 bits	2 bits
Puncturing Limit	0.44 (alt. 0.40)	1

6.10.3.4.1.28.2 Downlink

See clause 6.10.3.4.1.27.2.

6.10.3.4.1.29 Interactive or background / UL:64 DL:144 kbps / PS RAB + UL:3.4 DL: 3.4 kbps SRBs for DCCH

6.10.3.4.1.29.1 Uplink

See clause 6.10.3.4.1.26.1.

6.10.3.4.1.29.2 Downlink

6.10.3.4.1.29.2.1 Transport channel parameters

6.10.3.4.1.29.2.1.1 Transport channel parameters for Interactive or background / DL:144 kbps / PS RAB

Higher layer	RAB/Signalling RB	RAB	
RLC	Logical channel type	DTCH	
	RLC mode	AM	
	Payload sizes, bit	320	
	Max data rate, bps	144 000	
	AMD PDU header, bit	16	
MAC	MAC header, bit	0	
	MAC multiplexing	N/A	
Layer 1	TrCH type	DCH	
	TB sizes, bit	336	
	TFS	TF0, bits	0x336
		TF1, bits	1x336
		TF2, bits	2x336
		TF3, bits	4x336
		TF4, bits	8x336
		TF5, bits	9x336
	TTI, ms	20	
	Coding type	TC	
	CRC, bit	16	
Max number of bits/TTI after channel coding	9 516		
Max number of bits/radio frame before rate matching	4 758		
RM attribute	140 to 180		

6.10.3.4.1.29.2.1.2 Transport channel parameters for DL:3.4 kbps SRBs for DCCH

See clause 6.10.3.4.1.2.2.1.1.

6.10.3.4.1.29.2.1.3 TFCS

TFCS size	12
TFCS	(144 kbps RAB, DCCH)= (TF0, TF0), (TF1, TF0), (TF2, TF0), (TF3, TF0), (TF4, TF0), (TF5, TF0) (TF0, TF1), (TF1, TF1), (TF2, TF1), (TF3, TF1), (TF4, TF1), (TF5, TF1)
NOTE:	In case TB size zero is configured for any transport channel, the first TFC is required; it is optional otherwise.

6.10.3.4.1.29.2.2 Physical channel parameters

DPCH Downlink	Midamble	256 chips
	Codes and time slots	SF16 x 9 codes x 1 time slot
	Max. Number of data bits/radio frame	2468 bits
	TFCI code word	16 bits
	Puncturing limit	0.48

6.10.3.4.1.30 Interactive or background / UL:144 DL:144 kbps / PS RAB + UL:3.4 DL: 3.4 kbps SRBs for DCCH

6.10.3.4.1.30.1 Uplink

6.10.3.4.1.30.1.1 Transport channel parameters

6.10.3.4.1.30.1.1.1 Transport channel parameters for Interactive or background / UL:144 kbps / PS RAB

Higher layer	RAB/Signalling RB	RAB	
RLC	Logical channel type	DTCH	
	RLC mode	AM	
	Payload sizes, bit	320 (alt. 128)	
	Max data rate, bps	144 000	
	AMD PDU header, bit	16	
MAC	MAC header, bit	0	
	MAC multiplexing	N/A	
Layer 1	TrCH type	DCH	
	TB sizes, bit	336 (alt. 144)	
	TFS	TF0, bits	0x336 (alt. 0x144)
		TF1, bits	1x336 (alt. 1x144)
		TF2, bits	2x336 (alt. 10x144)
		TF3, bits	4x336 (alt. 20x144)
		TF4, bits	8x336 (alt. 30x144)
		TF5, bits	9x336 (alt. 45x144)
	TTI, ms	20 (alt. 40)	
	Coding type	TC	
	CRC, bit	16	
	Max number of bits/TTI after channel coding	9 516 (alt. 21 624)	
	Max number of bits/radio frame before rate matching	4 758 (alt. 5 406)	
	RM attribute	140 to 180	

6.10.3.4.1.30.1.1.2 Transport channel parameters for UL:3.4 kbps SRBs for DCCH

See clause 6.10.3.4.1.2.1.1.1.

6.10.3.4.1.30.1.1.3 TFCS

TFCS size	12
TFCS	(144 kbps RAB, DCCH)= (TF0, TF0), (TF1, TF0), (TF2, TF0), (TF3, TF0), (TF4, TF0), (TF5, TF0) (TF0, TF1), (TF1, TF1), (TF2, TF1), (TF3, TF1), (TF4, TF1), (TF5, TF1)
NOTE:	In case TB size zero is configured for any transport channel, the first TFC is required; it is optional otherwise.

6.10.3.4.1.30.1.2 Physical channel parameters

DPCH Uplink	Midamble	256 chips
	Codes and time slots	SF16 x 1 code x 1 time slot + SF2 x 1 codex 1 time slot
	Max. Number of data bits/radio frame	2340 bits
	TFCI code word	16 bits
	TPC	2 bits
	Puncturing Limit	0.44 (alt. 0.40)

6.10.3.4.1.30.2 Downlink

See clause 6.10.3.4.1.29.2.

6.10.3.4.1.31 Interactive or background / UL:64 DL:256 kbps / PS RAB + UL:3.4 DL: 3.4 kbps SRBs for DCCH

6.10.3.4.1.31.1 Uplink

See clause 6.10.3.4.1.26.1.

6.10.3.4.1.31.2 Downlink

6.10.3.4.1.31.2.1 Transport channel parameters

6.10.3.4.1.31.2.1.1 Transport channel parameters for Interactive or background / DL:256 kbps / PS RAB

Higher layer	RAB/Signalling RB	RAB	
RLC	Logical channel type	DTCH	
	RLC mode	AM	
	Payload sizes, bit	320	
	Max data rate, bps	384 000	
	AMD PDU header, bit	16	
MAC	MAC header, bit	0	
	MAC multiplexing	N/A	
Layer 1	TrCH type	DCH	
	TB sizes, bit	336	
	TFS	TF0, bits	0x336
		TF1, bits	1x336
		TF2, bits	2x336
		TF3, bits	4x336
		TF4, bits	8x336
		TF5, bits	N/A (alt. 12x336)
		TF6, bits	N/A (alt. 16x336)
	TTI, ms	10 (alt. 20)	
	Coding type	TC	
	CRC, bit	16	
	Max number of bits/TTI after channel coding	8 460 (alt. 16 920)	
	Max number of bits/radio frame before rate matching	8 460 (alt. 8 460)	
RM attribute	135 to 175		

6.10.3.4.1.31.2.1.2 Transport channel parameters for DL:3.4 kbps SRBs for DCCH

See clause 6.10.3.4.1.2.2.1.1.

6.10.3.4.1.31.2.1.3 TFCS

TFCS size	10 (alt.14)
TFCS	(256 kbps RAB, DCCH)= (TF0, TF0), (TF1, TF0), (TF2, TF0), (TF3, TF0), (TF4, TF0), (TF0, TF1), (TF1, TF1), (TF2, TF1), (TF3, TF1), (TF4, TF1) (alt. (TF0, TF0), (TF1, TF0), (TF2, TF0), (TF3, TF0), (TF4, TF0), (TF5, TF0), (TF6, TF0) (TF0, TF1), (TF1, TF1), (TF2, TF1), (TF3, TF1), (TF4, TF1), (TF5, TF1), (TF6, TF1))
NOTE:	In case TB size zero is configured for any transport channel, the first TFC is required; it is optional otherwise.

6.10.3.4.1.31.2.2 Physical channel parameters

DPCH Downlink	Midamble	256 chips
	Codes and time slots	SF16 x 8 codes x 2 time slots
	Max. Number of data bits/radio frame	4 400 bits
	TFCI code word	16 bits
	Puncturing limit	0.48

6.10.3.4.1.32 Interactive or background / UL:64 DL:384 kbps / PS RAB + UL:3.4 DL: 3.4 kbps SRBs for DCCH

6.10.3.4.1.32.1 Uplink

See clause 6.10.3.4.1.26.1.

6.10.3.4.1.32.2 Downlink

6.10.3.4.1.32.2.1 Transport channel parameters

6.10.3.4.1.32.2.1.1 Transport channel parameters for Interactive or background / DL:384 kbps / PS RAB

Higher layer	RAB/Signalling RB	RAB	
RLC	Logical channel type	DTCH	
	RLC mode	AM	
	Payload sizes, bit	320	
	Max data rate, bps	384 000	
	AMD PDU header, bit	16	
MAC	MAC header, bit	0	
	MAC multiplexing	N/A	
Layer 1	TrCH type	DCH	
	TB sizes, bit	336	
	TFS	TF0, bits	0x336
		TF1, bits	1x336
		TF2, bits	2x336
		TF3, bits	4x336
		TF4, bits	8x336
		TF5, bits	12x336
		TF6, bits	N/A (alt. 16x336)
		TF7, bits	N/A (alt. 20x336)
	TF8, bits	N/A (alt. 24x336)	
	TTI, ms	10 (alt. 20)	
	Coding type	TC	
	CRC, bit	16	
Max number of bits/TTI after channel coding	12 684 (alt. 25 368)		
Max number of bits/radio frame before rate matching	12 684 (alt. 12 684)		
RM attribute	110 to 150		

6.10.3.4.1.32.2.1.2 Transport channel parameters for DL:3.4 kbps SRBs for DCCH

See clause 6.10.3.4.1.2.2.1.1.

6.10.3.4.1.32.2.1.3 TFCS

TFCS size	12 (alt.18)
TFCS	(384 kbps RAB, DCCH)= (TF0, TF0), (TF1, TF0), (TF2, TF0), (TF3, TF0), (TF4, TF0), (TF5, TF0) (TF0, TF1), (TF1, TF1), (TF2, TF1), (TF3, TF1), (TF4, TF1), (TF5, TF1) (alt. (TF0, TF0), (TF1, TF0), (TF2, TF0), (TF3, TF0), (TF4, TF0), (TF5, TF0), (TF6, TF0), (TF7, TF0), (TF8, TF0), (TF0, TF1), (TF1, TF1), (TF2, TF1), (TF3, TF1), (TF4, TF1), (TF5, TF1), (TF6, TF1), (TF7, TF1), (TF8, TF1))
NOTE:	In case TB size zero is configured for any transport channel, the first TFC is required; it is optional otherwise.

6.10.3.4.1.32.2.2 Physical channel parameters

DPCH Downlink	Physical Configuration 1		Physical Configuration 2	
	Midamble	256 chips		256 chips
Codes and time slots	SF16 x 8 codes x 3 time slots		SF16 x 6 codes x 4 time slots + SF16 x 4 codes x 1 time slot (alt. SF1 x 1 code x 3 time slots)	
Max. Number of data bits/radio frame	6 608 bits		7 712 bits (alt. 13232 bits)	
TFCI code word	16 bits		16 bits	
Puncturing Limit	0.48		0.60 (alt. 1)	

6.10.3.4.1.33 Interactive or background / UL:128 DL:384 kbps / PS RAB + UL:3.4 DL:3.4 kbps SRBs for DCCH

6.10.3.4.1.33.1 Uplink

See clause 6.10.3.4.1.28.1.

6.10.3.4.1.33.2 Downlink

See clause 6.10.3.4.1.32.2.

6.10.3.4.1.34 Interactive or background / UL:384 DL:384 kbps / PS RAB + UL:3.4 DL:3.4 kbps SRBs for DCCH

6.10.3.4.1.34.1 Uplink

6.10.3.4.1.34.1.1 Transport channel parameters

6.10.3.4.1.34.1.1.1 Transport channel parameters for Interactive or background / UL:384 kbps / PS RAB

Higher layer	RAB/Signalling RB		RAB
RLC	Logical channel type		DTCH
	RLC mode		AM
	Payload sizes, bit		320
	Max data rate, bps		384 000
	AMD PDU header, bit		16
MAC	MAC header, bit		0
	MAC multiplexing		N/A
Layer 1	TrCH type		DCH
	TB sizes, bit		336
	TFS	TF0, bits	0x336
		TF1, bits	1x336
		TF2, bits	2x336
		TF3, bits	4x336
		TF4, bits	8x336
		TF5, bits	12x336
		TF6, bits	N/A (alt. 16x336)
		TF7, bits	N/A (alt. 20x336)
	TF8, bits	N/A (alt. 24x336)	
	TTI, ms		10 (alt. 20)
	Coding type		TC
CRC, bit		16	
Max number of bits/TTI after channel coding		12 684 (alt. 25 368)	
Max number of bits/radio frame before rate matching		12 684	
RM attribute		110 to 150	

6.10.3.4.1.34.1.1.2 Transport channel parameters for UL:3.4 kbps SRBs for DCCH

See clause 6.10.3.4.1.2.1.1.1.

6.10.3.4.1.34.1.1.3 TFCS

TFCS size	12 (alt.18)
-----------	-------------

TFCS	(384 kbps RAB, DCCH)= (TF0, TF0), (TF1, TF0), (TF2, TF0), (TF3, TF0), (TF4, TF0), (TF5, TF0), (TF0, TF1), (TF1, TF1), (TF2, TF1), (TF3, TF1), (TF4, TF1), (TF5, TF1) (alt. (TF0, TF0), (TF1, TF0), (TF2, TF0), (TF3, TF0), (TF4, TF0), (TF5, TF0), (TF6, TF0), (TF7, TF0), (TF8, TF0), (TF0, TF1), (TF1, TF1), (TF2, TF1), (TF3, TF1), (TF4, TF1), (TF5, TF1), (TF6, TF1), (TF7, TF1), (TF8, TF1))
NOTE:	In case TB size zero is configured for any transport channel, the first TFC is required; it is optional otherwise.

6.10.3.4.1.34.1.2 Physical channel parameters

DPCH Uplink	Physical Configuration 1		Physical Configuration 2	
	Midamble	256 chips		256 chips
Codes and time slots	SF2 x 1 code x 3 time slots		SF2 x 1 code x 5 timeslots + SF4 x 1 code x 2 timeslots (alt. {SF2 x 1 code + SF4 x 1 code} x 4 timeslots)	
Max. Number of data bits/radio frame	6 480 bits		13 104 bits	
TFCl code word	16 bits		16 bits	
TPC	2 bits		2 bits	
Puncturing Limit	0.48		1	

6.10.3.4.1.34.2 Downlink

See clause 6.10.3.4.1.32.2.

6.10.3.4.1.35 Interactive or background / UL:64 DL:2 048 kbps / PS RAB + UL:3.4 DL:3.4 kbps SRBs for DCCH

6.10.3.4.1.35.1 Uplink

6.10.3.4.1.35.1.1 Transport channel parameters

See clause 6.10.3.4.1.26.1.1.

6.10.3.4.1.35.1.1.2 Physical channel parameters

DPCH Uplink	Midamble	256 chips
	Codes and time slots	SF2 x 1 code x 1 time slot
	Max. Number of data bits/radio frame	2 064 bits
	TFCl code word	16 bits
	TPC	2 bits
	Puncturing Limit	0.88 (alt. 0.80)

6.10.3.4.1.35.2 Downlink

6.10.3.4.1.35.2.1 Transport channel parameters

6.10.3.4.1.35.2.1.1 Transport channel parameters for Interactive or background / DL:2 048 kbps / PS RAB

Higher layer	RAB/Signalling RB		RAB
RLC	Logical channel type		DTCH
	RLC mode		AM
	Payload sizes, bit		640
	Max data rate, bps		2 048 000
	AMD PDU header, bit		16
MAC	MAC header, bit		0
	MAC multiplexing		N/A
Layer 1	TrCH type		DCH
	TB sizes, bit		656
	TFS	TF0, bits	0x656
		TF1, bits	1x656
TF2, bits		2x656	

Higher layer	RAB/Signalling RB	RAB
	TF3, bits	4x656
	TF4, bits	8x656
	TF5, bits	12x656
	TF6, bits	16x656
	TF7, bits	20x656
	TF8, bits	24x656
	TF9, bits	28x656
	TF10, bits	31x656 (alt. 32x656)
	TF11, bits	N/A (alt. 36x656)
	TF12, bits	N/A (alt. 40x656)
	TF13, bits	N/A (alt. 44x656)
	TF14, bits	N/A (alt. 48x656)
	TF15, bits	N/A (alt. 52x656)
	TF16, bits	N/A (alt. 56x656)
	TF17, bits	N/A (alt. 60x656)
	TF18, bits	N/A (alt. 64x656)
	TTI, ms	10 (alt. 20)
	Coding type	TC
CRC, bit	16	
Max number of bits/TTI after channel coding	62 565 (alt. 129 141)	
Max number of bits/radio frame before rate matching	62 565 (alt. 64 571)	
RM attribute	130 to 170	

6.10.3.4.1.35.2.1.2 Transport channel parameters for DL:3.4 kbps SRBs for DCCH

See clause 6.10.3.4.1.2.2.1.1.

6.10.3.4.1.35.2.1.3 TFCS

TFCS size	21 (alt.38)
TFCS	(2 048 kbps RAB, DCCH)= (TF0, TF0), (TF1, TF0), (TF2, TF0), (TF3, TF0), (TF4, TF0), (TF5, TF0), (TF6, TF0), (TF7, TF0), (TF8, TF0), (TF9, TF0), (TF10, TF0), (TF0, TF1), (TF1, TF1), (TF2, TF1), (TF3, TF1), (TF4, TF1), (TF5, TF1), (TF6, TF1), (TF7, TF1), (TF8, TF1), (TF9, TF1) (alt. TF0, TF0), (TF1, TF0), (TF2, TF0), (TF3, TF0), (TF4, TF0), (TF5, TF0), (TF6, TF0), (TF7, TF0), (TF8, TF0), (TF9, TF0), (TF10, TF0), (TF11, TF0), (TF12, TF0), (TF13, TF0), (TF14, TF0), (TF15, TF0), (TF16, TF0), (TF17, TF0), (TF18, TF0), (TF0, TF1), (TF1, TF1), (TF2, TF1), (TF3, TF1), (TF4, TF1), (TF5, TF1), (TF6, TF1), (TF7, TF1), (TF8, TF1), (TF9, TF1), (TF10, TF1), (TF11, TF1), (TF12, TF1), (TF13, TF1), (TF14, TF1), (TF15, TF1), (TF16, TF1), (TF17, TF1), (TF18, TF1))
NOTE:	In case TB size zero is configured for any transport channel, the first TFC is required; it is optional otherwise.

6.10.3.4.1.35.2.2 Physical channel parameters

DPCH Downlink	Physical Configuration 1		Physical Configuration 2	
	Midamble	256 chips	256 chips	
Codes and time slots	SF1 x 1 code x 11 time slots	SF16 x 13 codes x 4 time slots + SF16 x 12 codes x 7 time slot		
Max. Number of data bits/radio frame	48 560 bits (alt. 48 544)	37 520 bits (alt. 37 504)		
TFCI code word	16 bits (alt. 32 bits)	16 bits (alt. 32 bits)		
Puncturing limit	0.76 (alt.0.72)	0.56		

6.10.3.4.1.36 Void

6.10.3.4.1.37 Void

6.10.3.4.1.38 Conversational / speech / UL:12.2 DL:12.2 kbps / CS RAB + Interactive or background / UL:32 DL:8 kbps / PS RAB + UL:3.4 DL:3.4 kbps SRBs for DCCH

6.10.3.4.1.38.1 Uplink

6.10.3.4.1.38.1.1 Transport channel parameters

6.10.3.4.1.38.1.1.1 Transport channel parameters for Conversational / speech / UL:12.2 kbps / CS RAB

See clause 6.10.3.4.1.4.1.1.1.

6.10.3.4.1.38.1.1.2 Transport channel parameters for Interactive or background / UL:32 kbps / PS RAB

See clause 6.10.3.4.1.23.1.1.1.

6.10.3.4.1.38.1.1.3 Transport channel parameters for UL:3.4 kbps SRBs for DCCH

See clause 6.10.3.4.1.2.1.1.1.

6.10.3.4.1.38.1.1.4 TFCS

TFCS size	18
TFCS	(RAB subflow#1, RAB subflow#2, RAB subflow#3, 32kbps RAB , DCCH)= (TF0, TF0, TF0, TF0, TF0), (TF1, TF0, TF0, TF0, TF0), (TF2, TF1, TF1, TF0, TF0), (TF0, TF0, TF0, TF1, TF0), (TF1, TF0, TF0, TF1, TF0), (TF2, TF1, TF1, TF1, TF0), (TF0, TF0, TF0, TF2, TF0), (TF1, TF0, TF0, TF2, TF0), (TF2, TF1, TF1, TF2, TF0), (TF0, TF0, TF0, TF0, TF1), (TF1, TF0, TF0, TF0, TF1), (TF2, TF1, TF1, TF0, TF1), (TF0, TF0, TF0, TF1, TF1), (TF1, TF0, TF0, TF1, TF1), (TF2, TF1, TF1, TF1, TF1), (TF0, TF0, TF0, TF2, TF1), (TF1, TF0, TF0, TF2, TF1), (TF2, TF1, TF1, TF2, TF1)
NOTE:	In case TB size zero is configured for any transport channel, the first TFC is required; it is optional otherwise.

6.10.3.4.1.38.1.2 Physical channel parameters

DPCH Uplink	Midamble	512 chips
	Codes and time slots	SF4 x 1 code x 1 time slot
	Max. Number of data bits/radio frame	904 bits
	TFCI code word	16 bits
	TPC	2 bits
	Puncturing Limit	0.52 (alt. 0.48)

6.10.3.4.1.38.2 Downlink

6.10.3.4.1.38.2.1 Transport channel parameters

6.10.3.4.1.38.2.1.1 Transport channel parameters for Conversational / speech / DL:12.2 kbps / CS RAB

See clause 6.10.3.4.1.4.2.1.1.

6.10.3.4.1.38.2.1.2 Transport channel parameters for Interactive or background / DL:8 kbps / PS RAB

See clause 6.10.3.4.1.23.2.1.1.

6.10.3.4.1.38.2.1.3 Transport channel parameters for DL:3.4 kbps SRBs for DCCH

See clause 6.10.3.4.1.2.2.1.

6.10.3.4.1.38.2.1.4 TFCS

TFCS size	12
TFCS	(RAB subflow#1, RAB subflow#2, RAB subflow#3,8kbps RAB, DCCH)= (TF0, TF0, TF0, TF0, TF0), (TF1, TF0, TF0, TF0, TF0), (TF2, TF1, TF1, TF0, TF0), (TF0, TF0, TF0, TF1, TF0), (TF1, TF0, TF0, TF1, TF0), (TF2, TF1, TF1, TF1, TF0), (TF0, TF0, TF0, TF0, TF1), (TF1, TF0, TF0, TF0, TF1), (TF2, TF1, TF1, TF0, TF1), (TF0, TF0, TF0, TF1, TF1), (TF1, TF0, TF0, TF1, TF1), (TF2, TF1, TF1, TF1, TF1)
NOTE:	In case TB size zero is configured for any transport channel, the first TFC is required; it is optional otherwise.

6.10.3.4.1.38.2.2 Physical channel parameters

DPCH Downlink	Midamble	512 chips
	Codes and time slots	SF16 x 2 codes x 1 time slot

	Max. Number of data bits/radio frame	472 bits
	TFCI code word	16 bits
	Puncturing limit	0.52

6.10.3.4.1.38a Conversational / speech / 12.2 kbps / CS RAB + Interactive or background / UL:0 DL:0 kbps / PS RAB + UL:3.4 DL:3.4 kbps SRBs for DCCH

6.10.3.4.1.38a.1 Uplink

6.10.3.4.1.38a.1.1 Transport channel parameters

6.10.3.4.1.38a.1.1.1 Transport channel parameters for Conversational / speech / UL:12.2 kbps / CS RAB

See clause 6.10.3.4.1.4.1.1.1.

6.10.3.4.1.38a.1.1.2 Transport channel parameters for Interactive or background / UL:0 kbps / PS RAB

Higher layer	RAB/Signalling RB		RAB
RLC	Logical channel type		DTCH
	RLC mode		AM
	Payload sizes, bit		320 (alt. 128)
	Max data rate, bps		0
	AMD PDU header, bit		16
MAC	MAC header, bit		0
	MAC multiplexing		N/A
Layer 1	TrCH type		DCH
	TB sizes, bit		336 (alt. 144)
	TFS	TF0, bits	0x336 (alt 0x144)
	TTI, ms		20
	Coding type		TC
	CRC, bit		16
	Max number of bits/TTI after channel coding		0
	Max number of bits/radio frame before rate matching		0
	RM attribute		130 to 170

6.10.3.4.1.38a.1.1.3 Transport channel parameters for UL:3.4 kbps SRBs for DCCH

See clause 6.10.3.4.1.2.1.1.1.

6.10.3.4.1.38a.1.1.4 TFCS

TFCS size	6
TFCS	(RAB subflow#1, RAB subflow#2, RAB subflow#3, 0kbps RAB, DCCH)= (TF0,TF0,TF0,TF0,TF0), (TF1,TF0,TF0,TF0,TF0), (TF2,TF1,TF1,TF0,TF0), (TF0,TF0,TF0,TF0,TF1), (TF1,TF0,TF0,TF0,TF1), (TF2,TF1,TF1,TF0,TF1)
NOTE:	In case TB size zero is configured for any transport channel the first TFC is required; it is optional otherwise.

6.10.3.4.1.38a.1.2 Physical channel parameters

DPCH Uplink	Midamble	512 chips
	Codes and time slots	SF8 x 1 code x 1 time slot
	Max. Number of data bits/radio frame	452 bits
	TFCI code word	16 bits
	TPC	2 bit
	Puncturing Limit	0.68

6.10.3.4.1.38a.2 Downlink

6.10.3.4.1.38a.2.1 Transport channel parameters

6.10.3.4.1.38a.2.1.1 Transport channel parameters for Conversational / speech / DL:12.2 kbps / CS RAB

See clause 6.10.3.4.1.4.2.1.1.

6.10.3.4.1.38a.2.1.2 Transport channel parameters for Interactive or background / DL:0 kbps / PS RAB

Higher layer	RAB/Signalling RB	RAB	
RLC	Logical channel type	DTCH	
	RLC mode	AM	
	Payload sizes, bit	320	
	Max data rate, bps	0	
	AMD PDU header, bit	16	
MAC	MAC header, bit	0	
	MAC multiplexing	N/A	
Layer 1	TrCH type	DCH	
	TB sizes, bit	336	
	TFS	TF0, bits	0x336
	TTI, ms	20	
	Coding type	TC	
	CRC, bit	16	
	Max number of bits/TTI after channel coding	0	
	Max number of bits/radio frame before rate matching	0	
	RM attribute	130 to 170	

6.10.3.4.1.38a.2.1.3 Transport channel parameters for DL:3.4 kbps SRBs for DCCH

See clause 6.10.3.4.1.2.2.1.1

6.10.3.4.1.38a.2.1.4 TFCS

TFCS size	6
TFCS	(RAB subflow#1, RAB subflow#2, RAB subflow#3, 0kbps RAB, DCCH)= (TF0,TF0,TF0,TF0,TF0), (TF1,TF0,TF0,TF0,TF0), (TF2,TF1,TF1,TF0,TF0), (TF0,TF0,TF0,TF0,TF1), (TF1,TF0,TF0,TF0,TF1), (TF2,TF1,TF1,TF0,TF1)
NOTE:	In case TB size zero is configured for any transport channel the first TFC is required; it is optional otherwise.

6.10.3.4.1.38a.2.2 Physical channel parameters

DPCH Downlink	Midamble	512 chips
	Codes and time slots	SF16 x 2 codes x 1 time slot
	Max. Number of data bits/radio frame	472 bits
	TFCI code word	16 bits
	Puncturing limit	0.68

6.10.3.4.1.38b Conversational / speech / UL:12.2 DL:12.2 kbps / CS RAB + Interactive or background / UL:8 DL:8 kbps / PS RAB + UL:3.4 DL:3.4 kbps SRBs for DCCH

6.10.3.4.1.38b.1 Uplink

6.10.3.4.1.38b.1.1 Transport channel parameters

6.10.3.4.1.38b.1.1.1 Transport channel parameters for Conversational / speech / UL:12.2 kbps / CS RAB

See clause 6.10.3.4.1.4.1.1.1.

6.10.3.4.1.38b.1.1.2 Transport channel parameters for Interactive or background / UL:8 kbps / PS RAB

See clause 6.10.3.4.1.23a.1.1.1.

6.10.3.4.1.38b.1.1.3 Transport channel parameters for UL:3.4 kbps SRBs for DCCH

See clause 6.10.3.4.1.2.1.1.1.

6.10.3.4.1.38b.1.1.4 TFCS

TFCS size	12 (alt. 17)
TFCS	(RAB subflow#1, RAB subflow#2, RAB subflow#3, 8 kbps RAB, DCCH)= (TF0,TF0,TF0,TF0,TF0), (TF1,TF0,TF0,TF0,TF0), (TF2,TF1,TF1,TF0,TF0),

	(TF0,TF0,TF0,TF1,TF0), (TF1,TF0,TF0,TF1,TF0), (TF2,TF1,TF1,TF1,TF0), (TF0,TF0,TF0,TF0,TF1), (TF1,TF0,TF0,TF0,TF1), (TF2,TF1,TF1,TF0,TF1), (TF0,TF0,TF0,TF1,TF1), (TF1,TF0,TF0,TF1,TF1), (TF2,TF1,TF1,TF1,TF1) (alt. (TF0,TF0,TF0,TF0,TF0), (TF1,TF0,TF0,TF0,TF0), (TF2,TF1,TF1,TF0,TF0), (TF0,TF0,TF0,TF1,TF0), (TF1,TF0,TF0,TF1,TF0), (TF2,TF1,TF1,TF1,TF0), (TF0,TF0,TF0,TF2,TF0), (TF1,TF0,TF0,TF2,TF0), (TF2,TF1,TF1,TF2,TF0), (TF0,TF0,TF0,TF0,TF1), (TF1,TF0,TF0,TF0,TF1), (TF2,TF1,TF1,TF0,TF1), (TF0,TF0,TF0,TF1,TF1), (TF1,TF0,TF0,TF1,TF1), (TF2,TF1,TF1,TF1,TF1) (TF0,TF0,TF0,TF2,TF1), (TF1,TF0,TF0,TF2,TF1))
NOTE:	In case TB size zero is configured for any transport channel the first TFC is required; it is optional otherwise.

6.10.3.4.1.38b.1.2 Physical channel parameters

DPCH Uplink	Midamble	512 chips
	Codes and time slots	SF8 x 1 code x 1 time slot
	Max. Number of data bits/radio frame	452 bits
	TFCI code word	16 bits
	TPC	2 bits
	Puncturing Limit	0.48 (alt. 0.56)

6.10.3.4.1.38b.2 Downlink

6.10.3.4.1.38b.2.1 Transport channel parameters

6.10.3.4.1.38b.2.1.1 Transport channel parameters for Conversational / speech / DL:12.2 kbps / CS RAB

See clause 6.10.3.4.1.4.2.1.1.

6.10.3.4.1.38b.2.1.2 Transport channel parameters for Interactive or background / DL:8 kbps / PS RAB

See clause 6.10.3.4.1.23.2.1.1.

6.10.3.4.1.38b.2.1.3 Transport channel parameters for DL:3.4 kbps SRBs for DCCH

See clause 6.10.3.4.1.2.2.1.1.

6.10.3.4.1.38b.2.1.4 TFCS

TFCS size	12
TFCS	(RAB subflow#1, RAB subflow#2, RAB subflow#3, 8 kbps RAB, DCCH)= (TF0,TF0,TF0,TF0,TF0), (TF1,TF0,TF0,TF0,TF0), (TF2,TF1,TF1,TF0,TF0), (TF0,TF0,TF0,TF1,TF0), (TF1,TF0,TF0,TF1,TF0), (TF2,TF1,TF1,TF1,TF0), (TF0,TF0,TF0,TF0,TF1), (TF1,TF0,TF0,TF0,TF1), (TF2,TF1,TF1,TF0,TF1), (TF0,TF0,TF0,TF1,TF1), (TF1,TF0,TF0,TF1,TF1), (TF2,TF1,TF1,TF1,TF1)
NOTE:	In case TB size zero is configured for any transport channel the first TFC is required; it is optional otherwise.

6.10.3.4.1.38b.2.2 Physical channel parameters

DPCH Downlink	Midamble	512 chips
	Codes and time slots	SF16 x 2 codes x 1 time slot
	Max. Number of data bits/radio frame	472 bits
	TFCI code word	16 bits
	Puncturing limit	0.52

6.10.3.4.1.38c Conversational / speech / UL:12.2 DL:12.2 kbps / CS RAB + Interactive or background / UL:32 DL:32 kbps / PS RAB + UL:3.4 DL:3.4 kbps SRBs for DCCH

6.10.3.4.1.38c.1 Uplink

6.10.3.4.1.38c.1.1 Transport channel parameters

6.10.3.4.1.38c.1.1.1 Transport channel parameters for Conversational / speech / UL:12.2 kbps / CS RAB

See clause 6.10.3.4.1.4.1.1.1.

6.10.3.4.1.38c.1.1.2 Transport channel parameters for Interactive or background / UL:32 kbps / PS RAB

See clause 6.10.3.4.1.23d.1.1.1.

6.10.3.4.1.38c.1.1.3 Transport channel parameters for UL:3.4 kbps SRBs for DCCH

See clause 6.10.3.4.1.2.1.1.1.

6.10.3.4.1.38c.1.1.4 TFCS

TFCS size	18 (alt. 17)
TFCS	(RAB subflow#1, RAB subflow#2, RAB subflow#3, 32 kbps RAB, DCCH)= (TF0,TF0,TF0,TF0,TF0), (TF1,TF0,TF0,TF0,TF0), (TF2,TF1,TF1,TF0,TF0), (TF0,TF0,TF0,TF1,TF0), (TF1,TF0,TF0,TF1,TF0), (TF2,TF1,TF1,TF1,TF0), (TF0,TF0,TF0,TF2,TF0), (TF1,TF0,TF0,TF2,TF0), (TF2,TF1,TF1,TF2,TF0), (TF0,TF0,TF0,TF0,TF1), (TF1,TF0,TF0,TF0,TF1), (TF2,TF1,TF1,TF0,TF1), (TF0,TF0,TF0,TF1,TF1), (TF1,TF0,TF0,TF1,TF1), (TF2,TF1,TF1,TF1,TF1), (TF0,TF0,TF0,TF2,TF1), (TF1,TF0,TF0,TF2,TF1), (TF2,TF1,TF1,TF2,TF1) (alt. (TF0,TF0,TF0,TF0,TF0), (TF1,TF0,TF0,TF0,TF0), (TF2,TF1,TF1,TF0,TF0), (TF0,TF0,TF0,TF1,TF0), (TF1,TF0,TF0,TF1,TF0), (TF2,TF1,TF1,TF1,TF0), (TF0,TF0,TF0,TF2,TF0), (TF1,TF0,TF0,TF2,TF0), (TF2,TF1,TF1,TF2,TF0), (TF0,TF0,TF0,TF0,TF1), (TF1,TF0,TF0,TF0,TF1), (TF2,TF1,TF1,TF0,TF1), (TF0,TF0,TF0,TF1,TF1), (TF1,TF0,TF0,TF1,TF1), (TF2,TF1,TF1,TF1,TF1), (TF0,TF0,TF0,TF2,TF1), (TF1,TF0,TF0,TF2,TF1))
NOTE:	In case TB size zero is configured for any transport channel the first TFC is required; it is optional otherwise.

6.10.3.4.1.38c.1.2 Physical channel parameters

DPCH Uplink	Midamble	512 chips
	Codes and time slots	SF4 x 1 code x 1 time slot
	Max. Number of data bits/radio frame	904 bits
	TFCI code word	16 bits
	TPC	2 bits
	Puncturing Limit	0.52 (alt. 0.52)

6.10.3.4.1.38c.2 Downlink

6.10.3.4.1.38c.2.1 Transport channel parameters

6.10.3.4.1.38c.2.1.1 Transport channel parameters for Conversational / speech / DL:12.2 kbps / CS RAB

See clause 6.10.3.4.1.4.2.1.1.

6.10.3.4.1.38c.2.1.2 Transport channel parameters for Interactive or background / DL:32 kbps / PS RAB

See clause 6.10.3.4.1.23d.2.1.1.

6.10.3.4.1.38c.2.1.3 Transport channel parameters for DL:3.4 kbps SRBs for DCCH

See clause 6.10.3.4.1.2.2.1.1.

6.10.3.4.1.38c.2.1.4 TFCS

TFCS size	18
TFCS	(RAB subflow#1, RAB subflow#2, RAB subflow#3, 32 kbps RAB, DCCH)= (TF0,TF0,TF0,TF0,TF0), (TF1,TF0,TF0,TF0,TF0), (TF2,TF1,TF1,TF0,TF0), (TF0,TF0,TF0,TF1,TF0), (TF1,TF0,TF0,TF1,TF0), (TF2,TF1,TF1,TF1,TF0), (TF0,TF0,TF0,TF2,TF0), (TF1,TF0,TF0,TF2,TF0), (TF2,TF1,TF1,TF2,TF0), (TF0,TF0,TF0,TF0,TF1), (TF1,TF0,TF0,TF0,TF1), (TF2,TF1,TF1,TF0,TF1), (TF0,TF0,TF0,TF1,TF1), (TF1,TF0,TF0,TF1,TF1), (TF2,TF1,TF1,TF1,TF1), (TF0,TF0,TF0,TF2,TF1), (TF1,TF0,TF0,TF2,TF1), (TF2,TF1,TF1,TF2,TF1)
NOTE:	In case TB size zero is configured for any transport channel the first TFC is required; it is optional otherwise.

6.10.3.4.1.38c.2.2 Physical channel parameters

DPCH Downlink	Midamble	512 chips
	Codes and time slots	SF16 x 4 codes x 1 time slot
	Max. Number of data bits/radio frame	960
	TFCI code word	16 bits
	Puncturing limit	0.56

6.10.3.4.1.38d Conversational / speech / UL:12.2 DL:12.2 kbps / CS RAB + Interactive or background / UL:64 DL:64 kbps / PS RAB + Interactive or background / UL:64 DL:64 kbps / PS RAB + UL:3.4 DL:3.4 kbps SRBs for DCCH

6.10.3.4.1.38d.1 Uplink

6.10.3.4.1.38d.1.1 Transport channel parameters

6.10.3.4.1.38d.1.1.1 Transport channel parameters for Conversational / speech / UL:12.2 kbps / CS RAB

See clause 6.10.3.4.1.4.1.1.1.

6.10.3.4.1.38d.1.1.2 Transport channel parameters for Interactive or background / UL:64 kbps / PS RAB + UL:64 kbps / PS RAB

Higher layer	RAB/Signalling RB	RAB	RAB	
RLC	Logical channel type	DTCH	DTCH	
	RLC mode	AM	AM	
	Payload sizes, bit	320 (alt. 128)	320 (alt. 128)	
	Max data rate, bps	64 000	64 000	
	AMD PDU header, bit	16	16	
MAC	MAC header, bit	4	4	
	MAC multiplexing	2 logical channel multiplexing		
Layer 1	TrCH type	DCH		
	TB sizes, bit	340 (alt. 148)		
	TFS	TF0, bits	0x340 (alt 0x148)	
		TF1, bits	1x340 (alt 1x148)	
		TF2, bits	2x340 (alt 3x148)	
		TF3, bits	3x340 (alt 7x148)	
		TF4, bits	4x340 (alt 10x148)	
	TTI, ms	20		
	Coding type	TC		
	CRC, bit	16		
	Max number of bits/TTI after channel coding	4 284 (alt. 4 932)		
	Max number of bits/radio frame before rate matching	2 142 (alt. 2 466)		
	RM attribute	130 to 170		

6.10.3.4.1.38d.1.1.3 Transport channel parameters for UL:3.4 kbps SRBs for DCCH

See clause 6.10.3.4.1.2.1.1.1.

6.10.3.4.1.38d.1.1.4 TFCS

TFCS size	30
TFCS	(RAB subflow#1, RAB subflow#2, RAB subflow#3, 64 kbps RAB + 64 kbps RAB, DCCH)= (TF0,TF0,TF0,TF0,TF0), (TF1,TF0,TF0,TF0,TF0),(TF2,TF1,TF1,TF0,TF0), (TF0,TF0,TF0,TF1,TF0), (TF1,TF0,TF0,TF1,TF0),(TF2,TF1,TF1,TF1,TF0), (TF0,TF0,TF0,TF2,TF0), (TF1,TF0,TF0,TF2,TF0),(TF2,TF1,TF1,TF2,TF0), (TF0,TF0,TF0,TF3,TF0), (TF1,TF0,TF0,TF3,TF0),(TF2,TF1,TF1,TF3,TF0), (TF0,TF0,TF0,TF4,TF0), (TF1,TF0,TF0,TF4,TF0),(TF2,TF1,TF1,TF4,TF0), (TF0,TF0,TF0,TF0,TF1), (TF1,TF0,TF0,TF0,TF1),(TF2,TF1,TF1,TF0,TF1), (TF0,TF0,TF0,TF1,TF1), (TF1,TF0,TF0,TF1,TF1),(TF2,TF1,TF1,TF1,TF1), (TF0,TF0,TF0,TF2,TF1), (TF1,TF0,TF0,TF2,TF1),(TF2,TF1,TF1,TF2,TF1), (TF0,TF0,TF0,TF3,TF1), (TF1,TF0,TF0,TF3,TF1),(TF2,TF1,TF1,TF3,TF1), (TF0,TF0,TF0,TF4,TF1), (TF1,TF0,TF0,TF4,TF1),(TF2,TF1,TF1,TF4,TF1)
NOTE:	In case TB size zero is configured for any transport channel the first TFC is required; it is optional otherwise.

6.10.3.4.1.38d.1.2 Physical channel parameters

DPCH Uplink	Midamble	256 chips
	Codes and time slots	SF2 x 1 code x 1 time slot
	Max. Number of data bits/radio frame	2 064 bits
	TFCI code word	16 bit
	TPC	2 bits
	Puncturing Limit	0.72 (alt. 0.64)

6.10.3.4.1.38d.2 Downlink

6.10.3.4.1.38d.2.1 Transport channel parameters

6.10.3.4.1.38d.2.1.1 Transport channel parameters for Conversational / speech / DL:12.2 kbps / CS RAB

See clause 6.10.3.4.1.4.2.1.1.

6.10.3.4.1.38d.2.1.2 Transport channel parameters for Interactive or background / DL:64 kbps / PS RAB + DL:64 kbps / PS RAB

Higher layer	RAB/Signalling RB	RAB	RAB	
RLC	Logical channel type	DTCH	DTCH	
	RLC mode	AM	AM	
	Payload sizes, bit	320	320	
	Max data rate, bps	64 000	64 000	
	AMD PDU header, bit	16	16	
MAC	MAC header, bit	4	4	
	MAC multiplexing	2 logical channel multiplexing		
Layer 1	TrCH type	DCH		
	TB sizes, bit	340		
	TFS	TF0, bits	0x340	
		TF1, bits	1x340	
		TF2, bits	2x340	
		TF3, bits	3x340	
		TF4, bits	4x340	
	TTI, ms	20		
	Coding type	TC		
	CRC, bit	16		
	Max number of bits/TTI after channel coding	4 284		
Max number of bits/radio frame before rate matching	2 142			
RM attribute	130 to 170			

6.10.3.4.1.38d.2.1.3 Transport channel parameters for DL:3.4 kbps SRBs for DCCH

See clause 6.10.3.4.1.2.2.1.1.

6.10.3.4.1.38d.2.1.4 TFCS

TFCS size	30
TFCS	(RAB subflow#1, RAB subflow#2, RAB subflow#3, 64 kbps RAB + 64 kbps RAB, DCCH)= (TF0,TF0,TF0,TF0,TF0), (TF1,TF0,TF0,TF0,TF0),(TF2,TF1,TF1,TF0,TF0), (TF0,TF0,TF0,TF1,TF0), (TF1,TF0,TF0,TF1,TF0),(TF2,TF1,TF1,TF1,TF0), (TF0,TF0,TF0,TF2,TF0), (TF1,TF0,TF0,TF2,TF0),(TF2,TF1,TF1,TF2,TF0), (TF0,TF0,TF0,TF3,TF0), (TF1,TF0,TF0,TF3,TF0),(TF2,TF1,TF1,TF3,TF0), (TF0,TF0,TF0,TF4,TF0), (TF1,TF0,TF0,TF4,TF0),(TF2,TF1,TF1,TF4,TF0), (TF0,TF0,TF0,TF0,TF1), (TF1,TF0,TF0,TF0,TF1),(TF2,TF1,TF1,TF0,TF1), (TF0,TF0,TF0,TF1,TF1), (TF1,TF0,TF0,TF1,TF1),(TF2,TF1,TF1,TF1,TF1), (TF0,TF0,TF0,TF2,TF1), (TF1,TF0,TF0,TF2,TF1),(TF2,TF1,TF1,TF2,TF1), (TF0,TF0,TF0,TF3,TF1), (TF1,TF0,TF0,TF3,TF1),(TF2,TF1,TF1,TF3,TF1), (TF0,TF0,TF0,TF4,TF1), (TF1,TF0,TF0,TF4,TF1),(TF2,TF1,TF1,TF4,TF1)
NOTE:	In case TB size zero is configured for any transport channel the first TFC is required; it is optional otherwise.

6.10.3.4.1.38d.2.2 Physical channel parameters

DPCH Downlink	Midamble	256 chips
	Codes and time slots	SF16 x 7 codes x 1 time slot
	Max. Number of data bits/radio frame	1 916 bits
	TFCI code word	16 bits
	Puncturing limit	0.68

6.10.3.4.1.38e Conversational / speech / UL:(12.2, 7.95, 5.9, 4.75) DL:(12.2, 7.95, 5.9, 4.75) kbps / CS RAB + Interactive or background / UL:0 DL:0 kbps / PS RAB + UL:3.4 DL:3.4 kbps SRBs for DCCH

6.10.3.4.1.38e.1 Uplink

6.10.3.4.1.38e.1.1 Transport channel parameters

6.10.3.4.1.38e.1.1.1 Transport channel parameters for Conversational / speech / UL: (12.2, 7.95, 5.9, 4.75) kbps / CS RAB

See clause 6.10.3.4.1.4a.1.1.1.

6.10.3.4.1.38e.1.1.2 Transport channel parameters for Interactive or background / UL:0 kbps / PS RAB

See clause 6.10.3.4.1.38a.1.1.2.

6.10.3.4.1.38e.1.1.3 Transport channel parameters for UL:3.4 kbps SRBs for DCCH

See clause 6.10.3.4.1.2.1.1.1.

6.10.3.4.1.38e.1.1.4 TFCS

TFCS size	12
TFCS	(RAB subflow#1, RAB subflow#2, RAB subflow#3, 0 kbps RAB, DCCH)= (TF0,TF0,TF0,TF0,TF0), (TF1,TF0,TF0,TF0,TF0), (TF2,TF1,TF0,TF0,TF0), (TF3,TF2,TF0,TF0,TF0), (TF4,TF3,TF0,TF0,TF0), (TF5,TF4,TF1,TF0,TF0), (TF0,TF0,TF0,TF0,TF1), (TF1,TF0,TF0,TF0,TF1), (TF2,TF1,TF0,TF0,TF1), (TF3,TF2,TF0,TF0,TF1), (TF4,TF3,TF0,TF0,TF1), (TF5,TF4,TF1,TF0,TF1)
NOTE:	In case TB size zero is configured for any transport channel the first TFC is required; it is optional otherwise.

6.10.3.4.1.38e.1.2 Physical channel parameters

DPCH Uplink	Midamble	512 chips
	Codes and time slots	SF8 x 1 code x 1 time slot
	Max. Number of data bits/radio frame	452 bits
	TFCI code word	16 bits
	TPC	2 bit
Puncturing Limit	0.68	

6.10.3.4.1.38e.2 Downlink

6.10.3.4.1.38e.2.1 Transport channel parameters

6.10.3.4.1.38e.2.1.1 Transport channel parameters for Conversational / speech / DL: (12.2, 7.95, 5.9, 4.75) kbps / CS RAB

See clause 6.10.3.4.1.4a.2.1.1.

6.10.3.4.1.38e.2.1.2 Transport channel parameters for Interactive or background / DL:0 kbps / PS RAB

See clause 6.10.3.4.1.38a.2.1.2.

6.10.3.4.1.38e.2.1.3 Transport channel parameters for DL:3.4 kbps SRBs for DCCH

See clause 6.10.3.4.1.2.2.1.1.

6.10.3.4.1.38e.2.1.4 TFCS

TFCS size	12
TFCS	(RAB subflow#1, RAB subflow#2, RAB subflow#3, 0 kbps RAB, DCCH)= (TF0,TF0,TF0,TF0,TF0), (TF1,TF0,TF0,TF0,TF0), (TF2,TF1,TF0,TF0,TF0), (TF3,TF2,TF0,TF0,TF0), (TF4,TF3,TF0,TF0,TF0), (TF5,TF4,TF1,TF0,TF0), (TF0,TF0,TF0,TF0,TF1), (TF1,TF0,TF0,TF0,TF1), (TF2,TF1,TF0,TF0,TF1), (TF3,TF2,TF0,TF0,TF1), (TF4,TF3,TF0,TF0,TF1), (TF5,TF4,TF1,TF0,TF1),
NOTE:	In case TB size zero is configured for any transport channel the first TFC is required; it is optional otherwise.

6.10.3.4.1.38e.2.2 Physical channel parameters

DPCH Downlink	Midamble	512 chips
	Codes and time slots	SF16 x 2 codes x 1 time slot
	Max. Number of data bits/radio frame	472 bits
	TFCI code word	16 bits
	Puncturing limit	0.68

6.10.3.4.1.38f Conversational / speech / (12.2, 7.95, 5.9, 4.75) kbps / CS RAB + Interactive or background / UL:8 DL:8 kbps / PS RAB + UL:3.4 DL:3.4 kbps SRBs for DCCH

6.10.3.4.1.38f.1 Uplink

6.10.3.4.1.38f.1.1 Transport channel parameters

6.10.3.4.1.38f.1.1.1 Transport channel parameters for Conversational / speech / UL: (12.2, 7.95, 5.9, 4.75) kbps / CS RAB

See clause 6.10.3.4.1.4a.1.1.1.

6.10.3.4.1.38f.1.1.2 Transport channel parameters for Interactive or background / UL:8 kbps / PS RAB

See clause 6.10.3.4.1.23a.1.1.1.

6.10.3.4.1.38f.1.1.3 Transport channel parameters for UL:3.4 kbps SRBs for DCCH

See clause 6.10.3.4.1.2.1.1.1.

6.10.3.4.1.38f.1.1.4 TFCS

TFCS size	24 (alt. 32)
TFCS	(RAB subflow#1, RAB subflow#2, RAB subflow#3, 8 kbps RAB, DCCH)= (TF0,TF0,TF0,TF0,TF0), (TF1,TF0,TF0,TF0,TF0), (TF2,TF1,TF0,TF0,TF0), (TF3,TF2,TF0,TF0,TF0), (TF4,TF3,TF0,TF0,TF0), (TF5,TF4,TF1,TF0,TF0), (TF0,TF0,TF0,TF1,TF0), (TF1,TF0,TF0,TF1,TF0), (TF2,TF1,TF0,TF1,TF0), (TF3,TF2,TF0,TF1,TF0), (TF4,TF3,TF0,TF1,TF0), (TF5,TF4,TF1,TF1,TF0), (TF0,TF0,TF0,TF0,TF1), (TF1,TF0,TF0,TF0,TF1), (TF2,TF1,TF0,TF0,TF1), (TF3,TF2,TF0,TF0,TF1), (TF4,TF3,TF0,TF0,TF1), (TF5,TF4,TF1,TF0,TF1), (TF0,TF0,TF0,TF1,TF1), (TF1,TF0,TF0,TF1,TF1), (TF2,TF1,TF0,TF1,TF1), (TF3,TF2,TF0,TF1,TF1), (TF4,TF3,TF0,TF1,TF1), (TF5,TF4,TF1,TF1,TF1) (alt. (TF0,TF0,TF0,TF0,TF0), (TF1,TF0,TF0,TF0,TF0), (TF2,TF1,TF0,TF0,TF0), (TF3,TF2,TF0,TF0,TF0), (TF4,TF3,TF0,TF0,TF0), (TF5,TF4,TF1,TF0,TF0), (TF0,TF0,TF0,TF1,TF0), (TF1,TF0,TF0,TF1,TF0), (TF2,TF1,TF0,TF1,TF0), (TF3,TF2,TF0,TF1,TF0), (TF4,TF3,TF0,TF1,TF0), (TF5,TF4,TF1,TF1,TF0), (TF0,TF0,TF0,TF2,TF0), (TF1,TF0,TF0,TF2,TF0), (TF2,TF1,TF0,TF2,TF0), (TF3,TF2,TF0,TF2,TF0), (TF4,TF3,TF0,TF2,TF0), (TF5,TF4,TF1,TF2,TF0), (TF0,TF0,TF0,TF0,TF1), (TF1,TF0,TF0,TF0,TF1), (TF2,TF1,TF0,TF0,TF1), (TF3,TF2,TF0,TF0,TF1), (TF4,TF3,TF0,TF0,TF1), (TF5,TF4,TF1,TF0,TF1), (TF0,TF0,TF0,TF1,TF1), (TF1,TF0,TF0,TF1,TF1), (TF2,TF1,TF0,TF1,TF1), (TF3,TF2,TF0,TF1,TF1), (TF4,TF3,TF0,TF1,TF1), (TF5,TF4,TF1,TF1,TF1) (TF0,TF0,TF0,TF2,TF1), (TF1,TF0,TF0,TF2,TF1))
NOTE:	In case TB size zero is configured for any transport channel the first TFC is required; it is optional otherwise.

6.10.3.4.1.38f.1.2 Physical channel parameters

DPCH Uplink	Midamble	512 chips
-------------	----------	-----------

	Codes and time slots	SF8 x 1 code x 1 time slot
	Max. Number of data bits/radio frame	452 bits
	TFCI code word	16 bits
	TPC	2 bits
	Puncturing Limit	0.48 (alt.0.56)

6.10.3.4.1.38f.2 Downlink

6.10.3.4.1.38f.2.1 Transport channel parameters

6.10.3.4.1.38f.2.1.1 Transport channel parameters for Conversational / speech / DL: (12.2, 7.95, 5.9, 4.75) kbps / CS RAB

See clause 6.10.3.4.1.4a.2.1.1.

6.10.3.4.1.38f.2.1.2 Transport channel parameters for Interactive or background / DL:8 kbps / PS RAB

See clause 6.10.3.4.1.23.2.1.1.

6.10.3.4.1.38f.2.1.3 Transport channel parameters for DL:3.4 kbps SRBs for DCCH

See clause 6.10.3.4.1.2.2.1.1.

6.10.3.4.1.38f.2.1.4 TFCS

TFCS size	24
TFCS	(RAB subflow#1, RAB subflow#2, RAB subflow#3, 8 kbps RAB, DCCH)= (TF0,TF0,TF0,TF0,TF0), (TF1,TF0,TF0,TF0,TF0), (TF2,TF1,TF0,TF0,TF0), (TF3,TF2,TF0,TF0,TF0), (TF4,TF3,TF0,TF0,TF0), (TF5,TF4,TF1,TF0,TF0), (TF0,TF0,TF0,TF1,TF0), (TF1,TF0,TF0,TF1,TF0), (TF2,TF1,TF0,TF1,TF0), (TF3,TF2,TF0,TF1,TF0), (TF4,TF3,TF0,TF1,TF0), (TF5,TF4,TF1,TF1,TF0), (TF0,TF0,TF0,TF0,TF1), (TF1,TF0,TF0,TF0,TF1), (TF2,TF1,TF0,TF0,TF1), (TF3,TF2,TF0,TF0,TF1), (TF4,TF3,TF0,TF0,TF1), (TF5,TF4,TF1,TF0,TF1), (TF0,TF0,TF0,TF1,TF1), (TF1,TF0,TF0,TF1,TF1), (TF2,TF1,TF0,TF1,TF1), (TF3,TF2,TF0,TF1,TF1), (TF4,TF3,TF0,TF1,TF1), (TF5,TF4,TF1,TF1,TF1)
NOTE:	In case TB size zero is configured for any transport channel the first TFC is required; it is optional otherwise.

6.10.3.4.1.38f.2.2 Physical channel parameters

DPCH Downlink	Midamble	512 chips
	Codes and time slots	SF16 x 2 codes x 1 time slot
	Max. Number of data bits/radio frame	472 bits
	TFCI code word	16 bits
	Puncturing limit	0.52

6.10.3.4.1.38g Conversational / speech / (12.2, 7.95, 5.9, 4.75) kbps / CS RAB + Interactive or background / UL:16 DL:16 kbps / PS RAB + UL:3.4 DL:3.4 kbps SRBs for DCCH

6.10.3.4.1.38g.1 Uplink

6.10.3.4.1.38g.1.1 Transport channel parameters

6.10.3.4.1.38g.1.1.1 Transport channel parameters for Conversational / speech / UL: (12.2, 7.95, 5.9, 4.75) kbps / CS RAB

See clause 6.10.3.4.1.4a.1.1.1.

6.10.3.4.1.38g.1.1.2 Transport channel parameters for Interactive or background / UL:16 kbps / PS RAB

See clause 6.10.3.4.1.23b.1.1.1.

6.10.3.4.1.38g.1.1.3 Transport channel parameters for UL:3.4 kbps SRBs for DCCH

See clause 6.10.3.4.1.2.1.1.1.

6.10.3.4.1.38g.1.1.4 TFCS

TFCS size	32 (alt. 31)
TFCS	(RAB subflow#1, RAB subflow#2, RAB subflow#3, 16 kbps RAB, DCCH)= (TF0,TF0,TF0,TF0,TF0), (TF1,TF0,TF0,TF0,TF0), (TF2,TF1,TF0,TF0,TF0), (TF3,TF2,TF0,TF0,TF0), (TF4,TF3,TF0,TF0,TF0), (TF5,TF4,TF1,TF0,TF0), (TF0,TF0,TF0,TF1,TF0), (TF1,TF0,TF0,TF1,TF0), (TF3,TF2,TF0,TF1,TF0), (TF4,TF3,TF0,TF1,TF0), (TF5,TF4,TF1,TF1,TF0), (TF0,TF0,TF0,TF2,TF0), (TF1,TF0,TF0,TF2,TF0), (TF3,TF2,TF0,TF2,TF0), (TF4,TF3,TF0,TF2,TF0), (TF5,TF4,TF1,TF2,TF0), (TF0,TF0,TF0,TF0,TF1), (TF1,TF0,TF0,TF0,TF1), (TF2,TF1,TF0,TF0,TF1), (TF3,TF2,TF0,TF0,TF1), (TF4,TF3,TF0,TF0,TF1), (TF5,TF4,TF1,TF0,TF1), (TF0,TF0,TF0,TF1,TF1), (TF1,TF0,TF0,TF1,TF1), (TF3,TF2,TF0,TF1,TF1), (TF4,TF3,TF0,TF1,TF1), (TF5,TF4,TF1,TF1,TF1), (TF0,TF0,TF0,TF2,TF1), (TF1,TF0,TF0,TF2,TF1), (TF3,TF2,TF0,TF2,TF1), (TF4,TF3,TF0,TF2,TF1), (TF5,TF4,TF1,TF2,TF1) (alt. (TF0,TF0,TF0,TF0,TF0), (TF1,TF0,TF0,TF0,TF0), (TF2,TF1,TF0,TF0,TF0), (TF3,TF2,TF0,TF0,TF0), (TF4,TF3,TF0,TF0,TF0), (TF5,TF4,TF1,TF0,TF0), (TF0,TF0,TF0,TF1,TF0), (TF1,TF0,TF0,TF1,TF0), (TF3,TF2,TF0,TF1,TF0), (TF4,TF3,TF0,TF1,TF0), (TF5,TF4,TF1,TF1,TF0), (TF0,TF0,TF0,TF2,TF0), (TF1,TF0,TF0,TF2,TF0), (TF3,TF2,TF0,TF2,TF0), (TF4,TF3,TF0,TF2,TF0), (TF5,TF4,TF1,TF2,TF0), (TF0,TF0,TF0,TF0,TF1), (TF1,TF0,TF0,TF0,TF1), (TF2,TF1,TF0,TF0,TF1), (TF3,TF2,TF0,TF0,TF1), (TF4,TF3,TF0,TF0,TF1), (TF5,TF4,TF1,TF0,TF1), (TF0,TF0,TF0,TF1,TF1), (TF1,TF0,TF0,TF1,TF1), (TF3,TF2,TF0,TF1,TF1), (TF4,TF3,TF0,TF1,TF1), (TF5,TF4,TF1,TF1,TF1), (TF0,TF0,TF0,TF2,TF1), (TF1,TF0,TF0,TF2,TF1), (TF3,TF2,TF0,TF2,TF1), (TF4,TF3,TF0,TF2,TF1))
NOTE 1:	In case TB size zero is configured for any transport channel the first TFC is required; it is optional otherwise.
NOTE 2:	The alt. TFCS is used when the 16Kbps RAB alt. is used.

6.10.3.4.1.38g.1.2 Physical channel parameters

DPCH Uplink	Midamble	512 chips
	Codes and time slots	SF8 x 1 code x 1 time slot + SF16 x 1 code x 1 time slot
	Max. Number of data bits/radio frame	664 bits (alt. 696 bits)
	TFCI code word	32 bits (alt. 16 bits)
	TPC	2 bits
	Puncturing Limit	0.56 (alt. 0.60)

6.10.3.4.1.38g.2 Downlink

6.10.3.4.1.38g.2.1 Transport channel parameters

6.10.3.4.1.38g.2.1.1 Transport channel parameters for Conversational / speech / DL: (12.2, 7.95, 5.9, 4.75) kbps / CS RAB

See clause 6.10.3.4.1.4a.2.1.1.

6.10.3.4.1.38g.2.1.2 Transport channel parameters for Interactive or background / DL:16 kbps / PS RAB

See clause 6.10.3.4.1.23b.2.1.1.

6.10.3.4.1.38g.2.1.3 Transport channel parameters for DL:3.4 kbps SRBs for DCCH

See clause 6.10.3.4.1.2.2.1.1

6.10.3.4.1.38g.2.1.4 TFCS

TFCS size	36
TFCS	(RAB subflow#1, RAB subflow#2, RAB subflow#3, 16 kbps RAB, DCCH)= (TF0,TF0,TF0,TF0,TF0), (TF1,TF0,TF0,TF0,TF0), (TF2,TF1,TF0,TF0,TF0), (TF3,TF2,TF0,TF0,TF0), (TF4,TF3,TF0,TF0,TF0), (TF5,TF4,TF1,TF0,TF0), (TF0,TF0,TF0,TF1,TF0), (TF1,TF0,TF0,TF1,TF0), (TF2,TF1,TF0,TF1,TF0), (TF3,TF2,TF0,TF1,TF0), (TF4,TF3,TF0,TF1,TF0), (TF5,TF4,TF1,TF1,TF0), (TF0,TF0,TF0,TF2,TF0), (TF1,TF0,TF0,TF2,TF0), (TF2,TF1,TF0,TF2,TF0), (TF3,TF2,TF0,TF2,TF0), (TF4,TF3,TF0,TF2,TF0), (TF5,TF4,TF1,TF2,TF0), (TF0,TF0,TF0,TF0,TF1), (TF1,TF0,TF0,TF0,TF1), (TF2,TF1,TF0,TF0,TF1), (TF3,TF2,TF0,TF0,TF1), (TF4,TF3,TF0,TF0,TF1), (TF5,TF4,TF1,TF0,TF1), (TF0,TF0,TF0,TF1,TF1), (TF1,TF0,TF0,TF1,TF1), (TF2,TF1,TF0,TF1,TF1), (TF3,TF2,TF0,TF1,TF1), (TF4,TF3,TF0,TF1,TF1), (TF5,TF4,TF1,TF1,TF1), (TF0,TF0,TF0,TF2,TF1), (TF1,TF0,TF0,TF2,TF1), (TF2,TF1,TF0,TF2,TF1), (TF3,TF2,TF0,TF2,TF1), (TF4,TF3,TF0,TF2,TF1), (TF5,TF4,TF1,TF2,TF1)
NOTE:	In case TB size zero is configured for any transport channel the first TFC is required; it is optional otherwise.

6.10.3.4.1.38g.2.2 Physical channel parameters

DPCH Downlink	Midamble	512 chips
	Codes and time slots	SF16 x 3 codes x 1 time slot
	Max. Number of data bits/radio frame	700 bits
	TFCI code word	32 bits
	Puncturing limit	0.56

6.10.3.4.1.38h Conversational / speech / (12.2, 7.95, 5.9, 4.75) kbps / CS RAB + Interactive or background / UL:32 DL:32 kbps / PS RAB + UL:3.4 DL:3.4 kbps SRBs for DCCH

6.10.3.4.1.38h.1 Uplink

6.10.3.4.1.38h.1.1 Transport channel parameters

6.10.3.4.1.38h.1.1.1 Transport channel parameters for Conversational / speech / UL: (12.2, 7.95, 5.9, 4.75) kbps / CS RAB

See clause 6.10.3.4.1.4a.1.1.1.

6.10.3.4.1.38h.1.1.2 Transport channel parameters for Interactive or background / UL:32 kbps / PS RAB

See clause 6.10.3.4.1.23d.1.1.1.

6.10.3.4.1.38h.1.1.3 Transport channel parameters for UL:3.4 kbps SRBs for DCCH

See clause 6.10.3.4.1.2.1.1.1.

6.10.3.4.1.38h.1.1.4 TFCS

TFCS size	32
TFCS	(RAB subflow#1, RAB subflow#2, RAB subflow#3, 32 kbps RAB, DCCH)= (TF0,TF0,TF0,TF0,TF0), (TF1,TF0,TF0,TF0,TF0), (TF2,TF1,TF0,TF0,TF0), (TF3,TF2,TF0,TF0,TF0), (TF4,TF3,TF0,TF0,TF0), (TF5,TF4,TF1,TF0,TF0), (TF0,TF0,TF0,TF1,TF0), (TF1,TF0,TF0,TF1,TF0), (TF2,TF1,TF0,TF1,TF0), (TF3,TF2,TF0,TF1,TF0), (TF4,TF3,TF0,TF1,TF0), (TF5,TF4,TF1,TF1,TF0), (TF0,TF0,TF0,TF0,TF1), (TF1,TF0,TF0,TF0,TF1), (TF2,TF1,TF0,TF0,TF1), (TF3,TF2,TF0,TF0,TF1), (TF4,TF3,TF0,TF0,TF1), (TF5,TF4,TF1,TF0,TF1), (TF0,TF0,TF0,TF1,TF1), (TF1,TF0,TF0,TF1,TF1), (TF2,TF1,TF0,TF1,TF1), (TF3,TF2,TF0,TF1,TF1), (TF4,TF3,TF0,TF1,TF1), (TF5,TF4,TF1,TF1,TF1), (TF0,TF0,TF0,TF2,TF0), (TF1,TF0,TF0,TF2,TF0), (TF2,TF1,TF0,TF2,TF0), (TF3,TF2,TF0,TF2,TF0), (TF4,TF3,TF0,TF2,TF0), (TF5,TF4,TF1,TF2,TF0), (TF0,TF0,TF0,TF2,TF1), (TF1,TF0,TF0,TF2,TF1)
NOTE:	In case TB size zero is configured for any transport channel the first TFC is required; it is optional otherwise.

6.10.3.4.1.38h.1.2 Physical channel parameters

DPCH Uplink	Midamble	512 chips
	Codes and time slots	SF4 x 1 code x 1 time slot + SF16 x 1 code x 1 time slot
	Max. Number of data bits/radio frame	1 084 bits
	TFCI code word	32 bits
	TPC	2 bits
	Puncturing Limit	0.68 (alt.0.60)

6.10.3.4.1.38h.2 Downlink

6.10.3.4.1.38h.2.1 Transport channel parameters

6.10.3.4.1.38h.2.1.1 Transport channel parameters for Conversational / speech / DL: (12.2, 7.95, 5.9, 4.75) kbps / CS RAB

See clause 6.10.3.4.1.4a.2.1.1.

6.10.3.4.1.38h.2.1.2 Transport channel parameters for Interactive or background / DL:32 kbps / PS RAB

See clause 6.10.3.4.1.23d.2.1.1.

6.10.3.4.1.38h.2.1.3 Transport channel parameters for DL:3.4 kbps SRBs for DCCH

See clause 6.10.3.4.1.2.2.1.1.

6.10.3.4.1.38h.2.1.4 TFCS

TFCS size	32
TFCS	(RAB subflow#1, RAB subflow#2, RAB subflow#3, 32 kbps RAB, DCCH)= (TF0,TF0,TF0,TF0,TF0), (TF1,TF0,TF0,TF0,TF0), (TF2,TF1,TF0,TF0,TF0), (TF3,TF2,TF0,TF0,TF0), (TF4,TF3,TF0,TF0,TF0), (TF5,TF4,TF1,TF0,TF0), (TF0,TF0,TF0,TF1,TF0), (TF1,TF0,TF0,TF1,TF0), (TF2,TF1,TF0,TF1,TF0), (TF3,TF2,TF1,TF0,TF0), (TF4,TF3,TF0,TF1,TF0), (TF5,TF4,TF1,TF1,TF0), (TF0,TF0,TF0,TF0,TF1), (TF1,TF0,TF0,TF0,TF1), (TF2,TF1,TF0,TF0,TF1), (TF3,TF2,TF0,TF0,TF1), (TF4,TF3,TF0,TF0,TF1), (TF5,TF4,TF1,TF0,TF1), (TF0,TF0,TF0,TF1,TF1), (TF1,TF0,TF0,TF1,TF1), (TF2,TF1,TF0,TF1,TF1), (TF3,TF2,TF0,TF1,TF1), (TF4,TF3,TF0,TF1,TF1), (TF5,TF4,TF1,TF1,TF1), (TF0,TF0,TF0,TF2,TF0), (TF1,TF0,TF0,TF2,TF0), (TF2,TF1,TF0,TF2,TF0), (TF3,TF2,TF0,TF2,TF0), (TF4,TF3,TF0,TF2,TF0), (TF5,TF4,TF1,TF2,TF0), (TF0,TF0,TF0,TF2,TF1), (TF1,TF0,TF0,TF2,TF1)
NOTE:	In case TB size zero is configured for any transport channel the first TFC is required; it is optional otherwise.

6.10.3.4.1.38h.2.2 Physical channel parameters

DPCH Downlink	Midamble	512 chips
	Codes and time slots	SF16 x 4 codes x 1 time slot
	Max. Number of data bits/radio frame	944
	TFCI code word	32 bits
	Puncturing limit	0.60

6.10.3.4.1.38i Conversational / speech / (12.2, 7.95, 5.9, 4.75) kbps / CS RAB + Interactive or background / UL:64 DL:64 kbps / PS RAB + UL:3.4 DL:3.4 kbps SRBs for DCCH

6.10.3.4.1.38i.1 Uplink

6.10.3.4.1.38i.1.1 Transport channel parameters

6.10.3.4.1.38i.1.1.1 Transport channel parameters for Conversational / speech / UL: (12.2, 7.95, 5.9, 4.75) kbps / CS RAB

See clause 6.10.3.4.1.4a.1.1.1.

6.10.3.4.1.38i.1.1.2 Transport channel parameters for Interactive or background / UL:64 kbps / PS RAB

See clause 6.10.3.4.1.26.1.1.1.

6.10.3.4.1.38i.1.1.3 Transport channel parameters for UL:3.4 kbps SRBs for DCCH

See clause 6.10.3.4.1.2.1.1.1.

6.10.3.4.1.38i.1.1.4 TFCS

TFCS size	48
TFCS	(RAB subflow#1, RAB subflow#2, RAB subflow#3, 64 kbps RAB, DCCH)= (TF0,TF0,TF0,TF0,TF0), (TF1,TF0,TF0,TF0,TF0), (TF2,TF1,TF0,TF0,TF0), (TF3,TF2,TF0,TF0,TF0), (TF4,TF3,TF0,TF0,TF0), (TF5,TF4,TF1,TF0,TF0), (TF0,TF0,TF0,TF1,TF0), (TF1,TF0,TF0,TF1,TF0), (TF2,TF1,TF0,TF1,TF0), (TF3,TF2,TF0,TF1,TF0), (TF4,TF3,TF0,TF1,TF0), (TF5,TF4,TF1,TF1,TF0), (TF0,TF0,TF0,TF2,TF0), (TF1,TF0,TF0,TF2,TF0), (TF2,TF1,TF0,TF2,TF0), (TF3,TF2,TF0,TF2,TF0), (TF4,TF3,TF0,TF2,TF0), (TF5,TF4,TF1,TF2,TF0), (TF0,TF0,TF0,TF4,TF0), (TF1,TF0,TF0,TF4,TF0), (TF2,TF1,TF0,TF4,TF0), (TF3,TF2,TF0,TF4,TF0), (TF4,TF3,TF0,TF4,TF0), (TF5,TF4,TF1,TF4,TF0), (TF0,TF0,TF0,TF0,TF1), (TF1,TF0,TF0,TF0,TF1), (TF2,TF1,TF0,TF0,TF1), (TF3,TF2,TF0,TF0,TF1), (TF4,TF3,TF0,TF0,TF1), (TF5,TF4,TF1,TF0,TF1), (TF0,TF0,TF0,TF1,TF1), (TF1,TF0,TF0,TF1,TF1), (TF2,TF1,TF0,TF1,TF1), (TF3,TF2,TF0,TF1,TF1), (TF4,TF3,TF0,TF1,TF1), (TF5,TF4,TF1,TF1,TF1), (TF0,TF0,TF0,TF2,TF1), (TF1,TF0,TF0,TF2,TF1), (TF2,TF1,TF0,TF2,TF1), (TF3,TF2,TF0,TF2,TF1), (TF4,TF3,TF0,TF2,TF1), (TF5,TF4,TF1,TF2,TF1), (TF0,TF0,TF0,TF4,TF1), (TF1,TF0,TF0,TF4,TF1), (TF2,TF1,TF0,TF4,TF1), (TF3,TF2,TF0,TF4,TF1), (TF4,TF3,TF0,TF4,TF1), (TF5,TF4,TF1,TF4,TF1)
NOTE:	In case TB size zero is configured for any transport channel the first TFC is required; it is optional otherwise.

6.10.3.4.1.38i.1.2 Physical channel parameters

DPCH Uplink	Midamble	256 chips
	Codes and time slots	SF2 x 1 code x 1 time slot
	Max. Number of data bits/radio frame	1 936 bits
	TFCI code word	32 bit
	TPC	2 bits
	Puncturing Limit	0.68 (alt.0.60)

6.10.3.4.1.38i.2 Downlink

6.10.3.4.1.38i.2.1 Transport channel parameters

6.10.3.4.1.38i.2.1.1 Transport channel parameters for Conversational / speech / DL: (12.2, 7.95, 5.9, 4.75) kbps / CS RAB

See clause 6.10.3.4.1.4a.2.1.1.

6.10.3.4.1.38i.2.1.2 Transport channel parameters for Interactive or background / DL:64 kbps / PS RAB

See clause 6.10.3.4.1.25.2.1.1.

6.10.3.4.1.38i.2.1.3 Transport channel parameters for DL:3.4 kbps SRBs for DCCH

See clause 6.10.3.4.1.2.2.1.1.

6.10.3.4.1.38i.2.1.4 TFCS

TFCS size	60
TFCS	(RAB subflow#1, RAB subflow#2, RAB subflow#3, 64 kbps RAB, DCCH)= (TF0,TF0,TF0,TF0,TF0), (TF1,TF0,TF0,TF0,TF0), (TF2,TF1,TF0,TF0,TF0), (TF3,TF2,TF0,TF0,TF0), (TF4,TF3,TF0,TF0,TF0), (TF5,TF4,TF1,TF0,TF0), (TF0,TF0,TF0,TF1,TF0), (TF1,TF0,TF0,TF1,TF0), (TF2,TF1,TF0,TF1,TF0), (TF3,TF2,TF0,TF1,TF0), (TF4,TF3,TF0,TF1,TF0), (TF5,TF4,TF1,TF1,TF0), (TF0,TF0,TF0,TF2,TF0), (TF1,TF0,TF0,TF2,TF0), (TF2,TF1,TF0,TF2,TF0),

	(TF3,TF2,TF0,TF2,TF0), (TF4,TF3,TF0,TF2,TF0), (TF5,TF4,TF1,TF2,TF0), (TF0,TF0,TF0,TF3,TF0), (TF1,TF0,TF0,TF3,TF0), (TF2,TF1,TF0,TF3,TF0), (TF3,TF2,TF0,TF3,TF0), (TF4,TF3,TF0,TF3,TF0), (TF5,TF4,TF1,TF3,TF0), (TF0,TF0,TF0,TF4,TF0), (TF1,TF0,TF0,TF4,TF0), (TF2,TF1,TF0,TF4,TF0), (TF3,TF2,TF0,TF4,TF0), (TF4,TF3,TF0,TF4,TF0), (TF5,TF4,TF1,TF4,TF0), (TF0,TF0,TF0,TF0,TF1), (TF1,TF0,TF0,TF0,TF1), (TF2,TF1,TF0,TF0,TF1), (TF3,TF2,TF0,TF0,TF1), (TF4,TF3,TF0,TF0,TF1), (TF5,TF4,TF1,TF0,TF1), (TF0,TF0,TF0,TF1,TF1), (TF1,TF0,TF0,TF1,TF1), (TF2,TF1,TF0,TF1,TF1), (TF3,TF2,TF0,TF1,TF1), (TF4,TF3,TF0,TF1,TF1), (TF5,TF4,TF1,TF1,TF1), (TF0,TF0,TF0,TF2,TF1), (TF1,TF0,TF0,TF2,TF1), (TF2,TF1,TF0,TF2,TF1), (TF3,TF2,TF0,TF2,TF1), (TF4,TF3,TF0,TF2,TF1), (TF5,TF4,TF1,TF2,TF1), (TF0,TF0,TF0,TF3,TF1), (TF1,TF0,TF0,TF3,TF1), (TF2,TF1,TF0,TF3,TF1), (TF3,TF2,TF0,TF3,TF1), (TF4,TF3,TF0,TF3,TF1), (TF5,TF4,TF1,TF3,TF1), (TF0,TF0,TF0,TF4,TF1), (TF1,TF0,TF0,TF4,TF1), (TF2,TF1,TF0,TF4,TF1), (TF3,TF2,TF0,TF4,TF1), (TF4,TF3,TF0,TF4,TF1), (TF5,TF4,TF1,TF4,TF1)
NOTE:	In case TB size zero is configured for any transport channel the first TFC is required; it is optional otherwise.

6.10.3.4.1.38i.2.2 Physical channel parameters

DPCH Downlink	Midamble	256 chips
	Codes and time slots	SF16 x 7 codes x 1 time slot
	Max. Number of data bits/radio frame	1 900 bits
	TFCI code word	32 bits
	Puncturing limit	0.68

6.10.3.4.1.38j Conversational / speech / (12.2, 7.95, 5.9, 4.75) kbps / CS RAB + Interactive or background / UL:64 DL:128 kbps / PS RAB + UL:3.4 DL:3.4 kbps SRBs for DCCH

6.10.3.4.1.38j.1 Uplink

See clause 6.10.3.4.1.38i.1

6.10.3.4.1.38j.2 Downlink

6.10.3.4.1.38j.2.1 Transport channel parameters

6.10.3.4.1.38j.2.1.1 Transport channel parameters for Conversational / speech / DL: (12.2, 7.95, 5.9, 4.75) kbps / CS RAB

See clause 6.10.3.4.1.4a.2.1.1.

6.10.3.4.1.38j.2.1.2 Transport channel parameters for Interactive or background / DL:128 kbps / PS RAB

See clause 6.10.3.4.1.27.2.1.1.

6.10.3.4.1.38j.2.1.3 Transport channel parameters for DL:3.4 kbps SRBs for DCCH

See clause 6.10.3.4.1.2.2.1.1.

6.10.3.4.1.38j.2.1.4 TFCS

TFCS size	60
TFCS	(RAB subflow#1, RAB subflow#2, RAB subflow#3, 128 kbps RAB, DCCH)=(TF0,TF0,TF0,TF0,TF0), (TF1,TF0,TF0,TF0,TF0), (TF2,TF1,TF0,TF0,TF0), (TF3,TF2,TF0,TF0,TF0), (TF4,TF3,TF0,TF0,TF0), (TF5,TF4,TF1,TF0,TF0), (TF0,TF0,TF0,TF1,TF0), (TF1,TF0,TF0,TF1,TF0), (TF2,TF1,TF0,TF1,TF0), (TF3,TF2,TF0,TF1,TF0), (TF4,TF3,TF0,TF1,TF0), (TF5,TF4,TF1,TF1,TF0), (TF0,TF0,TF0,TF2,TF0), (TF1,TF0,TF0,TF2,TF0), (TF2,TF1,TF0,TF2,TF0), (TF3,TF2,TF0,TF2,TF0), (TF4,TF3,TF0,TF2,TF0), (TF5,TF4,TF1,TF2,TF0), (TF0,TF0,TF0,TF3,TF0), (TF1,TF0,TF0,TF3,TF0), (TF2,TF1,TF0,TF3,TF0), (TF3,TF2,TF0,TF3,TF0), (TF4,TF3,TF0,TF3,TF0), (TF5,TF4,TF1,TF3,TF0), (TF0,TF0,TF0,TF4,TF0), (TF1,TF0,TF0,TF4,TF0), (TF2,TF1,TF0,TF4,TF0), (TF3,TF2,TF0,TF4,TF0), (TF4,TF3,TF0,TF4,TF0), (TF5,TF4,TF1,TF4,TF0), (TF0,TF0,TF0,TF0,TF1), (TF1,TF0,TF0,TF0,TF1), (TF2,TF1,TF0,TF0,TF1), (TF3,TF2,TF0,TF0,TF1), (TF4,TF3,TF0,TF0,TF1), (TF5,TF4,TF1,TF0,TF1),

	(TF0,TF0,TF0,TF1,TF1), (TF1,TF0,TF0,TF1,TF1), (TF2,TF1,TF0,TF1,TF1), (TF3,TF2,TF0,TF1,TF1), (TF4,TF3,TF0,TF1,TF1), (TF5,TF4,TF1,TF1,TF1), (TF0,TF0,TF0,TF2,TF1), (TF1,TF0,TF0,TF2,TF1), (TF2,TF1,TF0,TF2,TF1), (TF3,TF2,TF0,TF2,TF1), (TF4,TF3,TF0,TF2,TF1), (TF5,TF4,TF1,TF2,TF1), (TF0,TF0,TF0,TF3,TF1), (TF1,TF0,TF0,TF3,TF1), (TF2,TF1,TF0,TF3,TF1), (TF3,TF2,TF0,TF3,TF1), (TF4,TF3,TF0,TF3,TF1), (TF5,TF4,TF1,TF3,TF1), (TF0,TF0,TF0,TF4,TF1), (TF1,TF0,TF0,TF4,TF1), (TF2,TF1,TF0,TF4,TF1), (TF3,TF2,TF0,TF4,TF1), (TF4,TF3,TF0,TF4,TF1), (TF5,TF4,TF1,TF4,TF1)
NOTE:	In case TB size zero is configured for any transport channel the first TFC is required; it is optional otherwise.

6.10.3.4.1.38j.2.2 Physical channel parameters

DPCH Downlink	Midamble	256 chips
	Codes and time slots	SF16 x 6 codes x 2 time slots
	Max. Number of data bits/radio frame	3 280 bits
	TFCI code word	32 bits
	Puncturing limit	0.64

6.10.3.4.1.39 Conversational / speech / UL:12.2 DL:12.2 kbps / CS RAB + Interactive or background / UL:32 DL:64 kbps / PS RAB+ UL:3.4 DL: 3.4 kbps SRBs for DCCH

6.10.3.4.1.39.1 Uplink

See clause 6.10.3.4.1.38.1.

6.10.3.4.1.39.2 Downlink

6.10.3.4.1.39.2.1 Transport channel parameters

6.10.3.4.1.39.2.1.1 Transport channel parameters for Conversational / speech / DL:12.2 kbps / CS RAB

See clause 6.10.3.4.1.4.2.1.1.

6.10.3.4.1.39.2.1.2 Transport channel parameters for Interactive or background / DL:64 kbps / PS RAB

See clause 6.10.3.4.1.25.2.1.1.

6.10.3.4.1.39.2.1.3 Transport channel parameters for DL:3.4 kbps SRBs for DCCH

See clause 6.10.3.4.1.2.2.1.1.

6.10.3.4.1.39.2.1.4 TFCS

TFCS size	30
TFCS	(RAB subflow#1, RAB subflow#2, RAB subflow#3, 64 kbps RAB , DCCH)= (TF0, TF0, TF0, TF0, TF0), (TF1, TF0, TF0, TF0, TF0), (TF2, TF1, TF1, TF0, TF0), (TF0, TF0, TF0, TF1, TF0), (TF1, TF0, TF0, TF1, TF0), (TF2, TF1, TF1, TF1, TF0), (TF0, TF0, TF0, TF2, TF0), (TF1, TF0, TF0, TF2, TF0), (TF2, TF1, TF1, TF2, TF0), (TF0, TF0, TF0, TF3, TF0), (TF1, TF0, TF0, TF3, TF0), (TF2, TF1, TF1, TF3, TF0), (TF0, TF0, TF0, TF4, TF0), (TF1, TF0, TF0, TF4, TF0), (TF2, TF1, TF1, TF4, TF0), (TF0, TF0, TF0, TF0, TF1), (TF1, TF0, TF0, TF0, TF1), (TF2, TF1, TF1, TF0, TF1), (TF0, TF0, TF0, TF1, TF1), (TF1, TF0, TF0, TF1, TF1), (TF2, TF1, TF1, TF1, TF1), (TF0, TF0, TF0, TF2, TF1), (TF1, TF0, TF0, TF2, TF1), (TF2, TF1, TF1, TF2, TF1), (TF0, TF0, TF0, TF3, TF1), (TF1, TF0, TF0, TF3, TF1), (TF2, TF1, TF1, TF3, TF1), (TF0, TF0, TF0, TF4, TF1), (TF1, TF0, TF0, TF4, TF1), (TF2, TF1, TF1, TF4, TF1)
NOTE:	In case TB size zero is configured for any transport channel, the first TFC is required; it is optional otherwise.

6.10.3.4.1.39.2.2 Physical channel parameters

DPCH Downlink	Midamble	512 chips
	Codes and time slots	SF16 x 8 codes x 1 time slot
	Max. Number of data bits/radio frame	1 936 bits
	TFCI code word	16 bits

	Puncturing limit	0.68
--	------------------	------

6.10.3.4.1.40 Conversational / speech / UL:12.2 DL:12.2 kbps / CS RAB + Interactive or background / UL:64 DL:64 kbps / PS RAB+ UL:3.4 DL: 3.4 kbps SRBs for DCCH

6.10.3.4.1.40.1 Uplink

6.10.3.4.1.40.1.1 Transport channel parameters

6.10.3.4.1.40.1.1.1 Transport channel parameters for Conversational / speech / UL:12.2 kbps / CS RAB

See clause 6.10.3.4.1.4.1.1.1.

6.10.3.4.1.40.1.1.2 Transport channel parameters for Interactive or background / UL:64 kbps / PS RAB

See clause 6.10.3.4.1.26.1.1.1.

6.10.3.4.1.40.1.1.3 Transport channel parameters for UL:3.4 kbps SRBs for DCCH

See clause 6.10.3.4.1.2.1.1.1.

6.10.3.4.1.40.1.1.4 TFCS

6.10.3.4.1.40.1.1.4.1 TFCS (one CCTrCH case)

TFCS size	30
TFCS	(RAB subflow#1, RAB subflow#2, RAB subflow#3, 64 kbps RAB , DCCH)= (TF0, TF0, TF0, TF0, TF0), (TF1, TF0, TF0, TF0, TF0), (TF2, TF1, TF1, TF0, TF0), (TF0, TF0, TF0, TF1, TF0), (TF1, TF0, TF0, TF1, TF0), (TF2, TF1, TF1, TF1, TF0), (TF0, TF0, TF0, TF2, TF0), (TF1, TF0, TF0, TF2, TF0), (TF2, TF1, TF1, TF2, TF0), (TF0, TF0, TF0, TF3, TF0), (TF1, TF0, TF0, TF3, TF0), (TF2, TF1, TF1, TF3, TF0), (TF0, TF0, TF0, TF4, TF0), (TF1, TF0, TF0, TF4, TF0), (TF2, TF1, TF1, TF4, TF0), (TF0, TF0, TF0, TF0, TF1), (TF1, TF0, TF0, TF0, TF1), (TF2, TF1, TF1, TF0, TF1), (TF0, TF0, TF0, TF1, TF1), (TF1, TF0, TF0, TF1, TF1), (TF2, TF1, TF1, TF1, TF1), (TF0, TF0, TF0, TF2, TF1), (TF1, TF0, TF0, TF2, TF1), (TF2, TF1, TF1, TF2, TF1), (TF0, TF0, TF0, TF3, TF1), (TF1, TF0, TF0, TF3, TF1), (TF2, TF1, TF1, TF3, TF1), (TF0, TF0, TF0, TF4, TF1), (TF1, TF0, TF0, TF4, TF1), (TF2, TF1, TF1, TF4, TF1)
NOTE:	In case TB size zero is configured for any transport channel, the first TFC is required; it is optional otherwise.

6.10.3.4.1.40.1.1.4.2 TFCS (two CCTrCH case)

6.10.3.4.1.40.1.1.4.2.1 TFCS (conversational + SRB)

TFCS size	6
TFCS	(RAB subflow#1, RAB subflow#2, RAB subflow#3, 64 kbps RAB, DCCH)= (TF0, TF0, TF0, TF0, TF0), (TF1, TF0, TF0, TF0, TF0), (TF2, TF1, TF1, TF0, TF0), (TF0, TF0, TF0, TF0, TF1), (TF1, TF0, TF0, TF0, TF1), (TF2, TF1, TF1, TF0, TF1)
NOTE:	In case TB size zero is configured for any transport channel, the first TFC is required; it is optional otherwise.

6.10.3.4.1.40.1.1.4.2.2 TFCS (Interactive or background)

TFCS size	5
TFCS	(RAB subflow#1, RAB subflow#2, RAB subflow#3, 64 kbps RAB, DCCH)= (TF0, TF0, TF0, TF0, TF0), (TF0, TF0, TF0, TF1, TF0), (TF0, TF0, TF0, TF2, TF0), (TF0, TF0, TF0, TF3, TF0), (TF0, TF0, TF0, TF4, TF0)
NOTE:	In case TB size zero is configured for any transport channel, the first TFC is required; it is optional otherwise.

6.10.3.4.1.40.1.2 Physical channel parameters

6.10.3.4.1.40.1.2.1 Physical channel (one CCTrCH case)

DPCH Uplink	Midamble	512 chips
	Codes and time slots	SF2 x 1 code x 1 time slot

	Max. Number of data bits/radio frame	1 808 bits
	TFCl code word	16 bit
	TPC	2 bits
	Puncturing Limit	0.64 (alt. 0.56)

6.10.3.4.1.40.1.2.2 Physical channel (two CCTrCH case)

6.10.3.4.1.40.1.2.2.1 Physical channel (conversational + SRB)

DPCH Uplink	Midamble	512 chips
	Codes and time slots	SF8 x 1 code x 1 time slot
	Max. Number of data bits/radio frame	452 bits
	TFCl code word	16 bits
	TPC	2 bit
	Puncturing Limit	0.68

6.10.3.4.1.40.1.2.2.2 Physical channel (Interactive or background)

DPCH Uplink	Midamble	512 chips
	Codes and time slots	SF2 x 1 code x 1 time slot
	Max. Number of data bits/radio frame	1 808 bits
	TFCl code word	16 bits
	TPC	2 bits
	Puncturing Limit	0.84 (alt. 0.72)

6.10.3.4.1.40.2 Downlink

Transport channel parameters

6.10.3.4.1.40.2.1.1 Transport channel parameters for Conversational / speech / DL:12.2 kbps / CS RAB

See clause 6.10.3.4.1.4.2.1.1.

6.10.3.4.1.40.2.1.2 Transport channel parameters for Interactive or background / DL:64 kbps / PS RAB

See clause 6.10.3.4.1.25.2.1.1.

6.10.3.4.1.40.2.1.3 Transport channel parameters for DL:3.4 kbps SRBs for DCCH

See clause 6.10.3.4.1.2.2.1.1.

6.10.3.4.1.40.2.1.4 TFCS

6.10.3.4.1.40.2.1.4.1 TFCS (one CCTrCH case)

See Clause 6.10.3.4.1.39.2.1.4.

6.10.3.4.1.40.2.1.4.2 TFCS (two CCTrCH case)

6.10.3.4.1.40.2.1.4.2.1 TFCS (conversational + SRB)

TFCS size	6
TFCS	(RAB subflow#1, RAB subflow#2, RAB subflow#3, 64 kbps RAB, DCCH)= (TF0, TF0, TF0, TF0, TF0), (TF1, TF0, TF0, TF0, TF0), (TF2, TF1, TF1, TF0, TF0), (TF0, TF0, TF0, TF0, TF1), (TF1, TF0, TF0, TF0, TF1), (TF2, TF1, TF1, TF0, TF1)
NOTE:	In case TB size zero is configured for any transport channel, the first TFC is required; it is optional otherwise.

6.10.3.4.1.40.2.1.4.2.2 TFCS (Interactive or background)

TFCS size	5
TFCS	(RAB subflow#1, RAB subflow#2, RAB subflow#3, 64 kbps RAB, DCCH)= (TF0, TF0, TF0, TF0, TF0), (TF0, TF0, TF0, TF1, TF0), (TF0, TF0, TF0, TF2, TF0), (TF0, TF0, TF0, TF3, TF0), (TF0, TF0, TF0, TF4, TF0)
NOTE:	In case TB size zero is configured for any transport channel, the first TFC is required; it is optional otherwise.

6.10.3.4.1.40.2.2 Physical channel parameters

6.10.3.4.1.40.2.2.1 Physical channel parameters (one CCTrCH)

See clause 6.10.3.4.1.39.2.2.

6.10.3.4.1.40.2.2.2 Physical channel parameters (two CCTrCHs)

6.10.3.4.1.40.2.2.2.1 Physical channel parameters (conversational + SRB)

DPCH Downlink	Midamble	512 chips
	Codes and time slots	SF16 x 2 codes x 1 time slot
	Max. Number of data bits/radio frame	472 bits
	TFCI code word	16 bits
	Puncturing limit	0.68

6.10.3.4.1.40.2.2.2.2 Physical channel parameters (Interactive or background)

DPCH Downlink	Midamble	512 chips
	Codes and time slots	SF16 x 5 codes x 1 time slot
	Max. Number of data bits/radio frame	1 204 bits
	TFCI code word	16 bits
	Puncturing limit	0.56

6.10.3.4.1.41 Conversational / speech / UL:12.2 DL:12.2 kbps / CS RAB + Interactive or background / UL:64 DL:128 kbps / PS RAB + UL:3.4 DL:3.4 kbps SRBs for DCCH

6.10.3.4.1.41.1 Uplink

See clause 6.10.3.4.1.40.1.

6.10.3.4.1.41.2 Downlink

6.10.3.4.1.41.2.1 Transport channel parameters

6.10.3.4.1.41.2.1.1 Transport channel parameters for Conversational / speech / DL:12.2 kbps / CS RAB

See clause 6.10.3.4.1.4.2.1.1.

6.10.3.4.1.41.2.1.2 Transport channel parameters for Interactive or background / DL:128 kbps / PS RAB

See clause 6.10.3.4.1.27.2.1.1.

6.10.3.4.1.41.2.1.3 Transport channel parameters for DL:3.4 kbps SRBs for DCCH

See clause 6.10.3.4.1.2.2.1.1.

6.10.3.4.1.41.2.1.4 TFCS

6.10.3.4.1.41.2.1.4.1 TFCS (one CCTrCH case)

TFCS size	30
TFCS	(RAB subflow#1, RAB subflow#2, RAB subflow#3, 128 kbps RAB , DCCH)= (TF0, TF0, TF0, TF0, TF0), (TF1, TF0, TF0, TF0, TF0), (TF2, TF1, TF1, TF0, TF0), (TF0, TF0, TF0, TF1, TF0), (TF1, TF0, TF0, TF1, TF0), (TF2, TF1, TF1, TF1, TF0), (TF0, TF0, TF0, TF2, TF0), (TF1, TF0, TF0, TF2, TF0), (TF2, TF1, TF1, TF2, TF0), (TF0, TF0, TF0, TF3, TF0), (TF1, TF0, TF0, TF3, TF0), (TF2, TF1, TF1, TF3, TF0), (TF0, TF0, TF0, TF4, TF0), (TF1, TF0, TF0, TF4, TF0), (TF2, TF1, TF1, TF4, TF0), (TF0, TF0, TF0, TF0, TF1), (TF1, TF0, TF0, TF0, TF1), (TF2, TF1, TF1, TF0, TF1), (TF0, TF0, TF0, TF1, TF1), (TF1, TF0, TF0, TF1, TF1), (TF2, TF1, TF1, TF1, TF1), (TF0, TF0, TF0, TF2, TF1), (TF1, TF0, TF0, TF2, TF1), (TF2, TF1, TF1, TF2, TF1), (TF0, TF0, TF0, TF3, TF1), (TF1, TF0, TF0, TF3, TF1), (TF2, TF1, TF1, TF3, TF1), (TF0, TF0, TF0, TF4, TF1), (TF1, TF0, TF0, TF4, TF1), (TF2, TF1, TF1, TF4, TF1)

NOTE: In case TB size zero is configured for any transport channel, the first TFC is required; it is optional otherwise.

6.10.3.4.1.41.2.1.4.2 TFCS (two CCTrCH case)

6.10.3.4.1.41.2.1.4.2.1 TFCS (conversational + SRB)

TFCS size	6
TFCS	(RAB subflow#1, RAB subflow#2, RAB subflow#3, 128 kbps RAB , DCCH)= (TF0, TF0, TF0, TF0, TF0), (TF1, TF0, TF0, TF0, TF0), (TF2, TF1, TF1, TF0, TF0), (TF0, TF0, TF0, TF0, TF1), (TF1, TF0, TF0, TF0, TF1), (TF2, TF1, TF1, TF0, TF1)
NOTE:	In case TB size zero is configured for any transport channel, the first TFC is required; it is optional otherwise.

6.10.3.4.1.41.2.1.4.2.2 TFCS (Interactive or background)

TFCS size	5
TFCS	(RAB subflow#1, RAB subflow#2, RAB subflow#3, 128 kbps RAB , DCCH)= (TF0, TF0, TF0, TF0, TF0), (TF0, TF0, TF0, TF1, TF0), (TF0, TF0, TF0, TF2, TF0), (TF0, TF0, TF0, TF3, TF0), (TF0, TF0, TF0, TF4, TF0)
NOTE:	In case TB size zero is configured for any transport channel, the first TFC is required; it is optional otherwise.

6.10.3.4.1.41.2.2 Physical channel parameters

6.10.3.4.1.41.2.2.1 Physical channel parameters (one CCTrCH)

DPCH Downlink	Midamble	256 chips
	Codes and time slots	SF16 x 5codes x 2time slots
	Max. Number of data bits/radio frame	2 744 bits
	TFCI code word	16 bits
	Puncturing limit	0.52

6.10.3.4.1.41.2.2.2 Physical channel parameters (two CCTrCHs)

6.10.3.4.1.41.2.2.2.1 Physical channel parameters (conversational + SRB)

DPCH Downlink	Midamble	512 chips
	Codes and time slots	SF16 x 2 codes x 1 time slot
	Max. Number of data bits/radio frame	472 bits
	TFCI code word	16 bits
	Puncturing limit	0.64

6.10.3.4.1.41.2.2.2.2 Physical channel parameters (Interactive or background)

DPCH Downlink	Midamble	256 chips
	Codes and time slots	SF16 x 8 codes x 1 time slot
	Max. Number of data bits/radio frame	2 192 bits
	TFCI code word	16 bits
	Puncturing limit	0,48

6.10.3.4.1.42 Conversational / speech / UL:12.2 DL:12.2 kbps / CS RAB + Interactive or background / UL:64 DL:256 kbps / PS RAB + UL:3.4 DL:3.4 kbps SRBs for DCCH

6.10.3.4.1.42.1 Uplink

6.10.3.4.1.42.1.1 Transport channel parameters

6.10.3.4.1.42.1.1.1 Transport channel parameters for Conversational / speech / UL:12.2 kbps / CS RAB

See clause 6.10.3.4.1.4.1.1.1.

6.10.3.4.1.42.1.1.2 Transport channel parameters for Interactive or background / UL:64 kbps / PS RAB

See clause 6.10.3.4.1.26.1.1.1.

6.10.3.4.1.42.1.1.3 Transport channel parameters for UL:3.4 kbps SRBs for DCCH

See clause 6.10.3.4.1.2.1.1.1.

6.10.3.4.1.42.1.1.4 TFCS

See clause 6.10.3.4.1.40.1.1.4.1.

6.10.3.4.1.42.1.2 Physical channel parameters

See clause 6.10.3.4.1.40.1.2.1.

6.10.3.4.1.42.2 Downlink

6.10.3.4.1.42.2.1 Transport channel parameters

6.10.3.4.1.42.2.1.1 Transport channel parameters for Conversational / speech / DL:12.2 kbps / CS RAB

See clause 6.10.3.4.1.4.2.1.1.

6.10.3.4.1.42.2.1.2 Transport channel parameters for Interactive or background / DL:256 kbps / PS RAB

See clause 6.10.3.4.1.31.2.1.1.

6.10.3.4.1.42.2.1.3 Transport channel parameters for DL:3.4 kbps SRBs for DCCH

See clause 6.10.3.4.1.2.2.1.1.

6.10.3.4.1.42.2.1.4 TFCS

TFCS size	30 (alt. 42)
TFCS	(RAB subflow#1, RAB subflow#2, RAB subflow#3, 256 kbps RAB, DCCH)= (TF0, TF0, TF0, TF0, TF0), (TF1, TF0, TF0, TF0, TF0), (TF2, TF1, TF1, TF0, TF0), (TF0, TF0, TF0, TF1, TF0), (TF1, TF0, TF0, TF1, TF0), (TF2, TF1, TF1, TF1, TF0), (TF0, TF0, TF0, TF2, TF0), (TF1, TF0, TF0, TF2, TF0), (TF2, TF1, TF1, TF2, TF0), (TF0, TF0, TF0, TF3, TF0), (TF1, TF0, TF0, TF3, TF0), (TF2, TF1, TF1, TF3, TF0), (TF0, TF0, TF0, TF4, TF0), (TF1, TF0, TF0, TF4, TF0), (TF2, TF1, TF1, TF4, TF0), (TF0, TF0, TF0, TF0, TF1), (TF1, TF0, TF0, TF0, TF1), (TF2, TF1, TF1, TF0, TF1), (TF0, TF0, TF0, TF1, TF1), (TF1, TF0, TF0, TF1, TF1), (TF2, TF1, TF1, TF1, TF1), (TF0, TF0, TF0, TF2, TF1), (TF1, TF0, TF0, TF2, TF1), (TF2, TF1, TF1, TF2, TF1), (TF0, TF0, TF0, TF3, TF1), (TF1, TF0, TF0, TF3, TF1), (TF2, TF1, TF1, TF3, TF1), (TF0, TF0, TF0, TF4, TF1), (TF1, TF0, TF0, TF4, TF1), (TF2, TF1, TF1, TF4, TF1) (alt. (TF0, TF0, TF0, TF0, TF0), (TF1, TF0, TF0, TF0, TF0), (TF2, TF1, TF1, TF0, TF0), (TF0, TF0, TF0, TF1, TF0), (TF1, TF0, TF0, TF1, TF0), (TF2, TF1, TF1, TF1, TF0), (TF0, TF0, TF0, TF2, TF0), (TF1, TF0, TF0, TF2, TF0), (TF2, TF1, TF1, TF2, TF0), (TF0, TF0, TF0, TF3, TF0), (TF1, TF0, TF0, TF3, TF0), (TF2, TF1, TF1, TF3, TF0), (TF0, TF0, TF0, TF4, TF0), (TF1, TF0, TF0, TF4, TF0), (TF2, TF1, TF1, TF4, TF0), (TF0, TF0, TF0, TF5, TF0), (TF1, TF0, TF0, TF5, TF0), (TF2, TF1, TF1, TF5, TF0), (TF0, TF0, TF0, TF6, TF0), (TF1, TF0, TF0, TF6, TF0), (TF2, TF1, TF1, TF6, TF0), (TF0, TF0, TF0, TF0, TF1), (TF1, TF0, TF0, TF0, TF1), (TF2, TF1, TF1, TF0, TF1), (TF0, TF0, TF0, TF1, TF1), (TF1, TF0, TF0, TF1, TF1), (TF2, TF1, TF1, TF1, TF1), (TF0, TF0, TF0, TF2, TF1), (TF1, TF0, TF0, TF2, TF1), (TF2, TF1, TF1, TF1, TF1), (TF0, TF0, TF0, TF3, TF1), (TF1, TF0, TF0, TF3, TF1), (TF2, TF1, TF1, TF3, TF1), (TF0, TF0, TF0, TF4, TF1), (TF1, TF0, TF0, TF4, TF1), (TF2, TF1, TF1, TF4, TF1), (TF0, TF0, TF0, TF5, TF1), (TF1, TF0, TF0, TF5, TF1), (TF2, TF1, TF1, TF5, TF1), (TF0, TF0, TF0, TF6, TF1), (TF1, TF0, TF0, TF6, TF1), (TF2, TF1, TF1, TF6, TF1))
NOTE:	In case TB size zero is configured for any transport channel, the first TFC is required; it is optional otherwise.

6.10.3.4.1.42.2.2 Physical channel parameters

DPCH Downlink	Midamble	256 chips
	Codes and time slots	SF16 x 8 codes x 2 time slots + SF16 x 4 codes x 1 time slot
	Max. Number of data bits/radio frame	5 504 bits (alt. 5 488)

	TFCI code word	16 bits (alt. 32)
	Puncturing limit	0.60

6.10.3.4.1.43 Conversational / speech / UL:12.2 DL:12.2 kbps / CS RAB + Interactive or background / UL:64 DL:384 kbps / PS RAB + UL:3.4 DL:3.4 kbps SRBs for DCCH

6.10.3.4.1.43.1 Uplink

See clause 6.10.3.4.1.40.1.

6.10.3.4.1.43.2 Downlink

6.10.3.4.1.43.2.1 Transport channel parameters

6.10.3.4.1.43.2.1.1 Transport channel parameters for Conversational / speech / DL:12.2 kbps / CS RAB

See clause 6.10.3.4.1.4.2.1.1.

6.10.3.4.1.43.2.1.2 Transport channel parameters for Interactive or background / DL:384 kbps / PS RAB

See clause 6.10.3.4.1.32.2.1.1.

6.10.3.4.1.43.2.1.3 Transport channel parameters for DL:3.4 kbps SRBs for DCCH

See clause 6.10.3.4.1.2.2.1.1.

6.10.3.4.1.43.2.1.4 TFCS

6.10.3.4.1.43.2.1.4.1 TFCS (one CCTrCH case)

TFCS size	36 (alt. 54)
TFCS	(RAB subflow#1, RAB subflow#2, RAB subflow#3, 384 kbps RAB, DCCH)= (TF0, TF0, TF0, TF0, TF0), (TF1, TF0, TF0, TF0, TF0), (TF2, TF1, TF1, TF0, TF0), (TF0, TF0, TF0, TF1, TF0), (TF1, TF0, TF0, TF1, TF0), (TF2, TF1, TF1, TF1, TF0), (TF0, TF0, TF0, TF2, TF0), (TF1, TF0, TF0, TF2, TF0), (TF2, TF1, TF1, TF2, TF0), (TF0, TF0, TF0, TF3, TF0), (TF1, TF0, TF0, TF3, TF0), (TF2, TF1, TF1, TF3, TF0), (TF0, TF0, TF0, TF4, TF0), (TF1, TF0, TF0, TF4, TF0), (TF2, TF1, TF1, TF4, TF0), (TF0, TF0, TF0, TF5, TF0), (TF1, TF0, TF0, TF5, TF0), (TF2, TF1, TF1, TF5, TF0), (TF0, TF0, TF0, TF0, TF1), (TF1, TF0, TF0, TF0, TF1), (TF2, TF1, TF1, TF0, TF1), (TF0, TF0, TF0, TF1, TF1), (TF1, TF0, TF0, TF1, TF1), (TF2, TF1, TF1, TF1, TF1), (TF0, TF0, TF0, TF2, TF1), (TF1, TF0, TF0, TF2, TF1), (TF2, TF1, TF1, TF2, TF1), (TF0, TF0, TF0, TF3, TF1), (TF1, TF0, TF0, TF3, TF1), (TF2, TF1, TF1, TF3, TF1), (TF0, TF0, TF0, TF4, TF1), (TF1, TF0, TF0, TF4, TF1), (TF2, TF1, TF1, TF4, TF1), (TF0, TF0, TF0, TF5, TF1), (TF1, TF0, TF0, TF5, TF1), (TF2, TF1, TF1, TF5, TF1), (alt. (TF0, TF0, TF0, TF0, TF0), (TF1, TF0, TF0, TF0, TF0), (TF2, TF1, TF1, TF0, TF0), (TF0, TF0, TF0, TF1, TF0), (TF1, TF0, TF0, TF1, TF0), (TF2, TF1, TF1, TF1, TF0), (TF0, TF0, TF0, TF2, TF0), (TF1, TF0, TF0, TF2, TF0), (TF2, TF1, TF1, TF2, TF0), (TF0, TF0, TF0, TF3, TF0), (TF1, TF0, TF0, TF3, TF0), (TF2, TF1, TF1, TF3, TF0), (TF0, TF0, TF0, TF4, TF0), (TF1, TF0, TF0, TF4, TF0), (TF2, TF1, TF1, TF4, TF0), (TF0, TF0, TF0, TF5, TF0), (TF1, TF0, TF0, TF5, TF0), (TF2, TF1, TF1, TF5, TF0), (TF0, TF0, TF0, TF6, TF0), (TF1, TF0, TF0, TF6, TF0), (TF2, TF1, TF1, TF6, TF0), (TF0, TF0, TF0, TF7, TF0), (TF1, TF0, TF0, TF7, TF0), (TF2, TF1, TF1, TF7, TF0), (TF0, TF0, TF0, TF8, TF0), (TF1, TF0, TF0, TF8, TF0), (TF2, TF1, TF1, TF8, TF0), (TF0, TF0, TF0, TF0, TF1), (TF1, TF0, TF0, TF0, TF1), (TF2, TF1, TF1, TF0, TF1), (TF0, TF0, TF0, TF1, TF1), (TF1, TF0, TF0, TF1, TF1), (TF2, TF1, TF1, TF1, TF1), (TF0, TF0, TF0, TF2, TF1), (TF1, TF0, TF0, TF2, TF1), (TF2, TF1, TF1, TF2, TF1), (TF0, TF0, TF0, TF3, TF1), (TF1, TF0, TF0, TF3, TF1), (TF2, TF1, TF1, TF3, TF1), (TF0, TF0, TF0, TF4, TF1), (TF1, TF0, TF0, TF4, TF1), (TF2, TF1, TF1, TF4, TF1), (TF0, TF0, TF0, TF5, TF1), (TF1, TF0, TF0, TF5, TF1), (TF2, TF1, TF1, TF5, TF1), (TF0, TF0, TF0, TF6, TF1), (TF1, TF0, TF0, TF6, TF1), (TF2, TF1, TF1, TF6, TF1), (TF0, TF0, TF0, TF7, TF1), (TF1, TF0, TF0, TF7, TF1), (TF2, TF1, TF1, TF7, TF1), (TF0, TF0, TF0, TF8, TF1), (TF1, TF0, TF0, TF8, TF1), (TF2, TF1, TF1, TF8, TF1))
NOTE:	In case TB size zero is configured for any transport channel, the first TFC is required; it is optional otherwise.

6.10.3.4.1.43.2.1.4.2 TFCS (two CCTrCH case)

6.10.3.4.1.43.2.1.4.2.1 TFCS (conversational + SRB)

TFCS size	6
TFCS	(RAB subflow#1, RAB subflow#2, RAB subflow#3, 384 kbps RAB, DCCH)= (TF0, TF0, TF0, TF0, TF0), (TF1, TF0, TF0, TF0, TF0), (TF2, TF1, TF1, TF0, TF0), (TF0, TF0, TF0, TF0, TF1), (TF1, TF0, TF0, TF0, TF1), (TF2, TF1, TF1, TF0, TF1)
NOTE:	In case TB size zero is configured for any transport channel, the first TFC is required; it is optional otherwise.

6.10.3.4.1.43.2.1.4.2.2 TFCS (Interactive or background)

TFCS size	6 (alt. 9)
TFCS	(RAB subflow#1, RAB subflow#2, RAB subflow#3, 384 kbps RAB, DCCH)= (TF0, TF0, TF0, TF0, TF0), (TF0, TF0, TF0, TF1, TF0), (TF0, TF0, TF0, TF2, TF0), (TF0, TF0, TF0, TF3, TF0), (TF0, TF0, TF0, TF4, TF0), (TF0, TF0, TF0, TF5, TF0) (alt. (TF0, TF0, TF0, TF0, TF0), (TF0, TF0, TF0, TF1, TF0), (TF0, TF0, TF0, TF2, TF0), (TF0, TF0, TF0, TF3, TF0), (TF0, TF0, TF0, TF4, TF0), (TF0, TF0, TF0, TF5, TF0), (TF0, TF0, TF0, TF6, TF0), (TF0, TF0, TF0, TF7, TF0), (TF0, TF0, TF0, TF8, TF0))
NOTE:	In case TB size zero is configured for any transport channel, the first TFC is required; it is optional otherwise.

6.10.3.4.1.43.2.2 Physical channel parameters

6.10.3.4.1.43.2.2.1 Physical channel parameters (one CCTrCH)

DPCH Downlink	Midamble	256 chips
	Codes and time slots	SF16 x 8 codes x 3 time slots
	Max. Number of data bits/radio frame	6 592 bits
	TFCI code word	32 bits
	Puncturing limit	0.48

6.10.3.4.1.43.2.2.2 Physical channel parameters (two CCTrCHs)

6.10.3.4.1.43.2.2.2.1 Physical channel parameters (conversational + SRB)

DPCH Downlink	Midamble	512 chips
	Codes and time slots	SF16 x 2 codes x 1 time slot
	Max. Number of data bits/radio frame	472 bits
	TFCI code word	16 bits
	Puncturing limit	0.60

6.10.3.4.1.43.2.2.2.2 Physical channel parameters (Interactive or background)

DPCH Downlink	Midamble	256 chips
	Codes and time slots	SF16 x 8 codes x 3 time slots
	Max. Number of data bits/radio frame	6 608 bits
	TFCI code word	16 bits
	Puncturing limit	0,52

6.10.3.4.1.44 Conversational / speech / UL:12.2 DL:12.2 kbps / CS RAB + Interactive or background / UL:128 DL:2 048 kbps / PS RAB + UL:3.4 DL:3.4 kbps SRBs for DCCH

6.10.3.4.1.44.1 Uplink

6.10.3.4.1.44.1.1 Transport channel parameters

6.10.3.4.1.44.1.1.1 Transport channel parameters for Conversational / speech / UL:12.2 kbps / CS RAB

See clause 6.10.3.4.1.4.1.1.1.

6.10.3.4.1.44.1.1.2 Transport channel parameters for Interactive or background / UL:128 kbps / PS RAB

See clause 6.10.3.4.1.28.1.1.1.

6.10.3.4.1.44.1.1.3 Transport channel parameters for UL:3.4 kbps SRBs for DCCH

See clause 6.10.3.4.1.2.1.1.1.

6.10.3.4.1.44.1.1.4 TFCS

TFCS size	30
TFCS	(RAB subflow#1, RAB subflow#2, RAB subflow#3, 128 kbps RAB , DCCH)= (TF0, TF0, TF0, TF0, TF0), (TF1, TF0, TF0, TF0, TF0), (TF2, TF1, TF1, TF0, TF0), (TF0, TF0, TF0, TF1, TF0), (TF1, TF0, TF0, TF1, TF0), (TF2, TF1, TF1, TF1, TF0), (TF0, TF0, TF0, TF2, TF0), (TF1, TF0, TF0, TF2, TF0), (TF2, TF1, TF1, TF2, TF0), (TF0, TF0, TF0, TF3, TF0), (TF1, TF0, TF0, TF3, TF0), (TF2, TF1, TF1, TF3, TF0), (TF0, TF0, TF0, TF4, TF0), (TF1, TF0, TF0, TF4, TF0), (TF2, TF1, TF1, TF4, TF0), (TF0, TF0, TF0, TF0, TF1), (TF1, TF0, TF0, TF0, TF1), (TF2, TF1, TF1, TF0, TF1), (TF0, TF0, TF0, TF1, TF1), (TF1, TF0, TF0, TF1, TF1), (TF2, TF1, TF1, TF1, TF1), (TF0, TF0, TF0, TF2, TF1), (TF1, TF0, TF0, TF2, TF1), (TF2, TF1, TF1, TF2, TF1), (TF0, TF0, TF0, TF3, TF1), (TF1, TF0, TF0, TF3, TF1), (TF2, TF1, TF1, TF3, TF1), (TF0, TF0, TF0, TF4, TF1), (TF1, TF0, TF0, TF4, TF1), (TF2, TF1, TF1, TF4, TF1)
NOTE:	In case TB size zero is configured for any transport channel, the first TFC is required; it is optional otherwise.

6.10.3.4.1.44.1.2 Physical channel parameters

DPCH Uplink	Midamble	256 chips
	Codes and time slots	{SF8 x 1 code + SF2 x 1 code} x 1 time slot
	Max. Number of data bits/radio frame	2 616 bits
	TFCI code word	16 bits
	TPC	2 bits
	Puncturing Limit	0.52 (alt. 0.44)

6.10.3.4.1.44.2 Downlink

6.10.3.4.1.44.2.1 Transport channel parameters

6.10.3.4.1.44.2.1.1 Transport channel parameters for Conversational / speech / DL:12.2 kbps / CS RAB

See clause 6.10.3.4.1.4.2.1.1.

6.10.3.4.1.44.2.1.2 Transport channel parameters for Interactive or background / DL:2 048 kbps / PS RAB

See clause 6.10.3.4.1.35.2.1.1.

6.10.3.4.1.44.2.1.3 Transport channel parameters for DL:3.4 kbps SRBs for DCCH

See clause 6.10.3.4.1.2.2.1.1.

6.10.3.4.1.44.2.2 Physical channel parameters

DPCH Downlink	Midamble	256 chips
	Codes and time slots	SF16 x 12 codes x 11 time slots
	Max. Number of data bits/radio frame	36 400 bits
	TFCI code word	32 bits
	Puncturing limit	0.52

6.10.3.4.1.45 Conversational / speech / UL:12.2 DL:12.2 kbps / CS RAB + Streaming / unknown / UL:57.6 DL:57.6 kbps / CS RAB + UL:3.4 DL:3.4 kbps SRBs for DCCH

6.10.3.4.1.45.1 Uplink

6.10.3.4.1.45.1.1 Transport channel parameters

6.10.3.4.1.45.1.1.1 Transport channel parameters for Conversational / speech / UL:12.2 kbps / CS RAB

See clause 6.10.3.4.1.4.1.1.1.

6.10.3.4.1.45.1.1.2 Transport channel parameters for Streaming / unknown / UL:57.6 kbps / CS RAB

See clause 6.10.3.4.1.17.1.1.1.

6.10.3.4.1.45.1.1.3 Transport channel parameters for UL:3.4 kbps SRBs for DCCH

See clause 6.10.3.4.1.2.1.1.1.

6.10.3.4.1.45.1.1.4 TFCS

TFCS size	30
TFCS	(RAB subflow#1, RAB subflow#2, RAB subflow#3, 57.6 kbps RAB , DCCH)= (TF0, TF0, TF0, TF0, TF0), (TF1, TF0, TF0, TF0, TF0), (TF2, TF1, TF1, TF0, TF0), (TF0, TF0, TF0, TF1, TF0), (TF1, TF0, TF0, TF1, TF0), (TF2, TF1, TF1, TF1, TF0), (TF0, TF0, TF0, TF2, TF0), (TF1, TF0, TF0, TF2, TF0), (TF2, TF1, TF1, TF2, TF0), (TF0, TF0, TF0, TF3, TF0), (TF1, TF0, TF0, TF3, TF0), (TF2, TF1, TF1, TF3, TF0), (TF0, TF0, TF0, TF4, TF0), (TF1, TF0, TF0, TF4, TF0), (TF2, TF1, TF1, TF4, TF0), (TF0, TF0, TF0, TF0, TF1), (TF1, TF0, TF0, TF0, TF1), (TF2, TF1, TF1, TF0, TF1), (TF0, TF0, TF0, TF1, TF1), (TF1, TF0, TF0, TF1, TF1), (TF2, TF1, TF1, TF1, TF1), (TF0, TF0, TF0, TF2, TF1), (TF1, TF0, TF0, TF2, TF1), (TF2, TF1, TF1, TF2, TF1), (TF0, TF0, TF0, TF3, TF1), (TF1, TF0, TF0, TF3, TF1), (TF2, TF1, TF1, TF3, TF1), (TF0, TF0, TF0, TF4, TF1), (TF1, TF0, TF0, TF4, TF1), (TF2, TF1, TF1, TF4, TF1)
NOTE:	In case TB size zero is configured for any transport channel, the first TFC is required; it is optional otherwise.

6.10.3.4.1.45.1.2 Physical channel parameters

DPCH Uplink	Midamble	512 chips
	Codes and time slots	SF8 x 1 code x 1 time slot + SF4 x 1 codex 1 time slot
	Max. Number of data bits/radio frame	1 392 bits
	TFCI code word	16 bits
	TPC	2 bits
	Puncturing Limit	0.56

6.10.3.4.1.45.2 Downlink

6.10.3.4.1.45.2.1 Transport channel parameters

6.10.3.4.1.45.2.1.1 Transport channel parameters for Conversational / speech / DL:12.2 kbps / CS RAB

See clause 6.10.3.4.1.4.2.1.1.

6.10.3.4.1.45.2.1.2 Transport channel parameters for Streaming / unknown / DL:57.6 kbps / CS RAB

See clause 6.10.3.4.1.17.2.1.1.

6.10.3.4.1.45.2.1.3 Transport channel parameters for UL:3.4 kbps SRBs for DCCH

See clause 6.10.3.4.1.2.2.1.1.

6.10.3.4.1.45.2.1.4 TFCS

TFCS size	30
TFCS	(RAB subflow#1, RAB subflow#2, RAB subflow#3, 57.6 kbps RAB , DCCH)= (TF0, TF0, TF0, TF0, TF0), (TF1, TF0, TF0, TF0, TF0), (TF2, TF1, TF1, TF0, TF0), (TF0, TF0, TF0, TF1, TF0), (TF1, TF0, TF0, TF1, TF0), (TF2, TF1, TF1, TF1, TF0), (TF0, TF0, TF0, TF2, TF0), (TF1, TF0, TF0, TF2, TF0), (TF2, TF1, TF1, TF2, TF0), (TF0, TF0, TF0, TF3, TF0), (TF1, TF0, TF0, TF3, TF0), (TF2, TF1, TF1, TF3, TF0), (TF0, TF0, TF0, TF4, TF0), (TF1, TF0, TF0, TF4, TF0), (TF2, TF1, TF1, TF4, TF0), (TF0, TF0, TF0, TF0, TF1), (TF1, TF0, TF0, TF0, TF1), (TF2, TF1, TF1, TF0, TF1), (TF0, TF0, TF0, TF1, TF1), (TF1, TF0, TF0, TF1, TF1), (TF2, TF1, TF1, TF1, TF1), (TF0, TF0, TF0, TF2, TF1), (TF1, TF0, TF0, TF2, TF1), (TF2, TF1, TF1, TF2, TF1), (TF0, TF0, TF0, TF3, TF1), (TF1, TF0, TF0, TF3, TF1), (TF2, TF1, TF1, TF3, TF1), (TF0, TF0, TF0, TF4, TF1), (TF1, TF0, TF0, TF4, TF1), (TF2, TF1, TF1, TF4, TF1)
NOTE:	In case TB size zero is configured for any transport channel, the first TFC is required; it is optional otherwise.

6.10.3.4.1.45.2.2 Physical channel parameters

DPCH Downlink	Midamble	512 chips
	Codes and time slots	SF16 x 6 codes x 1 time slot
	Max. Number of data bits/radio frame	1 448 bits
	TFCI code word	16 bits
	Puncturing limit	0.56

6.10.3.4.1.46 Void

6.10.3.4.1.47 Void

6.10.3.4.1.48 Void

6.10.3.4.1.49 Conversational / speech / UL:12.2 DL:12.2 kbps / CS RAB + Conversational / unknown / UL:64 DL:64 kbps / CS RAB + UL:3.4 DL:3.4 kbps SRBs for DCCH

6.10.3.4.1.49.1 Uplink

6.10.3.4.1.49.1.1 Transport channel parameters

6.10.3.4.1.49.1.1.1 Transport channel parameters for Conversational / speech / UL:12.2 kbps / CS RAB

See clause 6.10.3.4.1.4.1.1.1.

6.10.3.4.1.49.1.1.2 Transport channel parameters for Conversational / unknown / UL:64 kbps / CS RAB

See clause 6.10.3.4.1.13.1.1.1.

6.10.3.4.1.49.1.1.3 Transport channel parameters for UL:3.4 kbps SRBs for DCCH

See clause 6.10.3.4.1.2.1.1.1.

6.10.3.4.1.49.1.1.4 TFCS

TFCS size	12
TFCS	(RAB subflow#1, RAB subflow#2, RAB subflow#3, 64 kbps RAB, DCCH)= (TF0, TF0, TF0, TF0, TF0), (TF1, TF0, TF0, TF0, TF0), (TF2, TF1, TF1, TF0, TF0), (TF0, TF0, TF0, TF1, TF0), (TF1, TF0, TF0, TF1, TF0), (TF2, TF1, TF1, TF1, TF0), (TF0, TF0, TF0, TF0, TF1), (TF1, TF0, TF0, TF0, TF1), (TF2, TF1, TF1, TF0, TF1), (TF0, TF0, TF0, TF1, TF1), (TF1, TF0, TF0, TF1, TF1), (TF2, TF1, TF1, TF1, TF1)
NOTE:	In case TB size zero is configured for any transport channel, the first TFC is required; it is optional otherwise.

6.10.3.4.1.49.1.2 Physical channel parameters

DPCH Uplink	Midamble	256 chips
	Codes and time slots	SF2 x 1 code x 1 time slot
	Max. Number of data bits/radio frame	2 064 bits
	TFCI code word	16 bits
	TPC	2 bits
	Puncturing Limit	0.72

6.10.3.4.1.49.2 Downlink

6.10.3.4.1.49.2.1 Transport channel parameters

6.10.3.4.1.49.2.1.1 Transport channel parameters for Conversational / speech / DL:12.2 kbps / CS RAB

See clause 6.10.3.4.1.4.2.1.1.

6.10.3.4.1.49.2.1.2 Transport channel parameters for Conversational / unknown / DL:64 kbps / CS RAB

See clause 6.10.3.4.1.13.2.1.1.

6.10.3.4.1.49.2.1.3 Transport channel parameters for DL:3.4 kbps SRBs for DCCH

See clause 6.10.3.4.1.2.2.1.1.

6.10.3.4.1.49.2.1.4 TFCS

TFCS size	12
TFCS	(RAB subflow#1, RAB subflow#2, RAB subflow#3, 64 kbps RAB, DCCH)= (TF0, TF0, TF0, TF0, TF0), (TF1, TF0, TF0, TF0, TF0), (TF2, TF1, TF1, TF0, TF0), (TF0, TF0, TF0, TF1, TF0), (TF1, TF0, TF0, TF1, TF0), (TF2, TF1, TF1, TF1, TF0), (TF0, TF0, TF0, TF0, TF1), (TF1, TF0, TF0, TF0, TF1), (TF2, TF1, TF1, TF0, TF1), (TF0, TF0, TF0, TF1, TF1), (TF1, TF0, TF0, TF1, TF1), (TF2, TF1, TF1, TF1, TF1)
NOTE:	In case TB size zero is configured for any transport channel, the first TFC is required; it is optional otherwise.

6.10.3.4.1.49.2.2 Physical channel parameters

DPCH Downlink	Midamble	256 chips
	Codes and time slots	SF16 x 8 codes x 1 time slot
	Max. Number of data bits/radio frame	2 192 bits
	TFCI code word	16 bits
	Puncturing limit	0.76

6.10.3.4.1.49a Conversational / speech / UL:(12.2 7.95 5.9 4.75) DL:(12.2 7.95 5.9 4.75) kbps / CS RAB + Conversational / unknown / UL:64 DL:64 kbps / CS RAB + UL:3.4 DL:3.4 kbps SRBs for DCCH

6.10.3.4.1.49a.1 Uplink

6.10.3.4.1.49a.1.1 Transport channel parameters

6.10.3.4.1.49a.1.1.1 Transport channel parameters for Conversational / speech / UL: (12.2 7.95 5.9 4.75) kbps / CS RAB

See clause 6.10.3.4.1.4a.1.1.1.

6.10.3.4.1.49a.1.1.2 Transport channel parameters for Conversational / unknown / UL:64 kbps / CS RAB

See clause 6.10.3.4.1.13.1.1.1.

6.10.3.4.1.49a.1.1.3 Transport channel parameters for UL:3.4 kbps SRBs for DCCH

See clause 6.10.3.4.1.2.1.1.1.

6.10.3.4.1.49a.1.1.4 TFCS

TFCS size	24
-----------	----

TFCS	(RAB subflow#1, RAB subflow#2, RAB subflow#3, 64 kbps RAB, DCCH)= (TF0,TF0,TF0,TF0,TF0), (TF1,TF0,TF0,TF0,TF0), (TF2,TF1,TF0,TF0,TF0), (TF3,TF2,TF0,TF0,TF0), (TF4,TF3,TF0,TF0,TF0), (TF5,TF4,TF1,TF0,TF0), (TF0,TF0,TF0,TF1,TF0), (TF1,TF0,TF0,TF1,TF0), (TF2,TF1,TF0,TF1,TF0), (TF3,TF2,TF0,TF1,TF0), (TF4,TF3,TF0,TF1,TF0), (TF5,TF4,TF1,TF1,TF0), (TF0,TF0,TF0,TF0,TF1), (TF1,TF0,TF0,TF0,TF1), (TF2,TF1,TF0,TF0,TF1), (TF3,TF2,TF0,TF0,TF1), (TF4,TF3,TF0,TF0,TF1), (TF5,TF4,TF1,TF0,TF1), (TF0,TF0,TF0,TF1,TF1), (TF1,TF0,TF0,TF1,TF1), (TF2,TF1,TF0,TF1,TF1), (TF3,TF2,TF0,TF1,TF1), (TF4,TF3,TF0,TF1,TF1), (TF5,TF4,TF1,TF1,TF1)
NOTE:	In case TB size zero is configured for any transport channel the first TFC is required; it is optional otherwise.

6.10.3.4.1.49a.1.2 Physical channel parameters

DPCH Uplink	Midamble	256 chips
	Codes and time slots	SF2 x 1 code x 1 time slot
	Max. Number of data bits/radio frame	2 064 bits
	TFCI code word	16 bit
	TPC	2 bits
	Puncturing Limit	0.72

6.10.3.4.1.49a.2 Downlink

6.10.3.4.1.49a.2.1 Transport channel parameters

6.10.3.4.1.49a.2.1.1 Transport channel parameters for Conversational / speech / DL: (12.2 7.95 5.9 4.75) kbps / CS RAB

See clause 6.10.3.4.1.4a.2.1.1.

6.10.3.4.1.49a.2.1.2 Transport channel parameters for Conversational / unknown / DL:64 kbps / CS RAB

See clause 6.10.3.4.1.13.2.1.1.

6.10.3.4.1.49a.2.1.3 Transport channel parameters for DL:3.4 kbps SRBs for DCCH

See clause 6.10.3.4.1.2.2.1.1.

6.10.3.4.1.49a.2.1.4 TFCS

TFCS size	24
TFCS	(RAB subflow#1, RAB subflow#2, RAB subflow#3, 64 kbps RAB, DCCH)= (TF0,TF0,TF0,TF0,TF0), (TF1,TF0,TF0,TF0,TF0), (TF2,TF1,TF0,TF0,TF0), (TF3,TF2,TF0,TF0,TF0), (TF4,TF3,TF0,TF0,TF0), (TF5,TF4,TF1,TF0,TF0), (TF0,TF0,TF0,TF1,TF0), (TF1,TF0,TF0,TF1,TF0), (TF2,TF1,TF0,TF1,TF0), (TF3,TF2,TF0,TF1,TF0), (TF4,TF3,TF0,TF1,TF0), (TF5,TF4,TF1,TF1,TF0), (TF0,TF0,TF0,TF0,TF1), (TF1,TF0,TF0,TF0,TF1), (TF2,TF1,TF0,TF0,TF1), (TF3,TF2,TF0,TF0,TF1), (TF4,TF3,TF0,TF0,TF1), (TF5,TF4,TF1,TF0,TF1), (TF0,TF0,TF0,TF1,TF1), (TF1,TF0,TF0,TF1,TF1), (TF2,TF1,TF0,TF1,TF1), (TF3,TF2,TF0,TF1,TF1), (TF4,TF3,TF0,TF1,TF1), (TF5,TF4,TF1,TF1,TF1)
NOTE:	In case TB size zero is configured for any transport channel the first TFC is required; it is optional otherwise.

6.10.3.4.1.49a.2.2 Physical channel parameters

DPCH Downlink	Midamble	256 chips
	Codes and time slots	SF16 x 7 codes x 1 time slot
	Max. Number of data bits/radio frame	1 916 bits
	TFCI code word	16 bits
	Puncturing limit	0.68

6.10.3.4.1.50 Conversational / unknown / UL:64 DL:64 kbps / CS RAB + Conversational / unknown / UL:64 DL:64 kbps / CS RAB + UL:3.4 DL:3.4 kbps SRBs for DCCH

6.10.3.4.1.50.1 Uplink

6.10.3.4.1.50.1.1 Transport channel parameters

6.10.3.4.1.50.1.1.1 Transport channel parameters for Conversational / unknown / UL:64 kbps / CS RAB

See clause 6.10.3.4.1.13.1.1.1.

6.10.3.4.1.50.1.1.2 Transport channel parameters for UL:3.4 kbps SRBs for DCCH

See clause 6.10.3.4.1.2.1.1.1.

6.10.3.4.1.50.1.1.3 TFCS

TFCS size	8
TFCS	(64 kbps RAB, 64 kbps RAB, DCCH)= (TF0, TF0, TF0), (TF1, TF0, TF0), (TF0, TF1, TF0), (TF1, TF1, TF0) (TF0, TF0, TF1), (TF1, TF0, TF1), (TF0, TF1, TF1), (TF1, TF1, TF1)
NOTE: In case TB size zero is configured for any transport channel, the first TFC is required; it is optional otherwise.	

6.10.3.4.1.50.1.2 Physical channel parameters

DPCH Uplink	Midamble	512 chips
	Codes and time slots	SF2 x 1 code x 1time slot + SF4 x 1 code x 1 time slot
	Max. Number of data bits/radio frame	2 784 bits
	TFCI code word	16 bits
	TPC	2 bits
	Puncturing Limit	0.60

6.10.3.4.1.50.2 Downlink

6.10.3.4.1.50.2.1 Transport channel parameters

6.10.3.4.1.50.2.1.1 Transport channel parameters for Conversational / unknown / DL:64 kbps / CS RAB

See clause 6.10.3.4.1.13.2.1.1.

6.10.3.4.1.50.2.1.2 Transport channel parameters for DL:3.4 kbps SRBs for DCCH

See clause 6.10.3.4.1.2.2.1.1.

6.10.3.4.1.50.2.1.3 TFCS

TFCS size	8
TFCS	(64 kbps RAB, 64 kbps RAB, DCCH)= (TF0, TF0, TF0), (TF1, TF0, TF0), (TF0, TF1, TF0), (TF1, TF1, TF0) (TF0, TF0, TF1), (TF1, TF0, TF1), (TF0, TF1, TF1), (TF1, TF1, TF1)
NOTE: In case TB size zero is configured for any transport channel, the first TFC is required; it is optional otherwise.	

6.10.3.4.1.50.2.2 Physical channel parameters

DPCH Downlink	Midamble	512 chips
	Codes and time slots	SF16 x 6codes x 2 time slots
	Max. Number of data bits/radio frame	2 912 bits
	TFCI code word	16 bits
	Puncturing limit	0.64

6.10.3.4.1.51 Conversational / unknown / UL:64 DL:64 kbps / CS RAB + Interactive or background / UL:64 DL:64 kbps / PS RAB + UL:3.4 DL:3.4 kbps SRBs for DCCH

6.10.3.4.1.51.1 Uplink

6.10.3.4.1.51.1.1 Transport channel parameters

6.10.3.4.1.51.1.1.1 Transport channel parameters for Conversational / unknown / UL:64 kbps / CS RAB

See clause 6.10.3.4.1.13.1.1.1.

6.10.3.4.1.51.1.1.2 Transport channel parameters for Interactive or background / UL:64 kbps / PS RAB

See clause 6.10.3.4.1.26.1.1.1.

6.10.3.4.1.51.1.1.3 Transport channel parameters for UL:3.4 kbps SRBs for DCCH

See clause 6.10.3.4.1.2.1.1.1.

6.10.3.4.1.51.1.1.4 TFCS

TFCS size	20
TFCS	(Conv. 64 kbps RAB, I/B 64 kbps RAB, DCCH)= (TF0, TF0, TF0), (TF0, TF1, TF0), (TF0, TF2, TF0), (TF0, TF3, TF0), (TF0, TF4, TF0), (TF1, TF0, TF0), (TF1, TF1, TF0), (TF1, TF2, TF0), (TF1, TF3, TF0), (TF1, TF4, TF0), (TF0, TF0, TF1), (TF0, TF1, TF1), (TF0, TF2, TF1), (TF0, TF3, TF1), (TF0, TF4, TF1), (TF1, TF0, TF1), (TF1, TF1, TF1), (TF1, TF2, TF1), (TF1, TF3, TF1), (TF1, TF4, TF1)
NOTE:	In case TB size zero is configured for any transport channel, the first TFC is required; it is optional otherwise.

6.10.3.4.1.51.1.2 Physical channel parameters

DPCH Uplink	Midamble	256 chips
	Codes and time slots	SF2 x 1 code x 1 time slot
	Max. Number of data bits/radio frame	2 064 bits
	TFCI code word	16 bits
	TPC	2 bits
	Puncturing Limit	0.44 (alt. 0.40)

6.10.3.4.1.51.2 Downlink

6.10.3.4.1.51.2.1 Transport channel parameters

6.10.3.4.1.51.2.1.1 Transport channel parameters for Conversational / unknown / DL:64 kbps / CS RAB

See clause 6.10.3.4.1.13.2.1.1.

6.10.3.4.1.51.2.1.2 Transport channel parameters for Interactive or background / DL:64 kbps / PS RAB

See clause 6.10.3.4.1.25.2.1.1.

6.10.3.4.1.51.2.1.3 Transport channel parameters for DL:3.4 kbps SRBs for DCCH

See clause 6.10.3.4.1.2.2.1.1.

6.10.3.4.1.51.2.1.4 TFCS

TFCS size	20
TFCS	(Conv. 64 kbps RAB, I/B 64 kbps RAB, DCCH)= (TF0, TF0, TF0), (TF0, TF1, TF0), (TF0, TF2, TF0), (TF0, TF3, TF0), (TF0, TF4, TF0), (TF1, TF0, TF0), (TF1, TF1, TF0), (TF1, TF2, TF0), (TF1, TF3, TF0), (TF1, TF4, TF0), (TF0, TF0, TF1), (TF0, TF1, TF1), (TF0, TF2, TF1), (TF0, TF3, TF1), (TF0, TF4, TF1), (TF1, TF0, TF1), (TF1, TF1, TF1), (TF1, TF2, TF1), (TF1, TF3, TF1), (TF1, TF4, TF1)
NOTE:	In case TB size zero is configured for any transport channel, the first TFC is required; it is optional otherwise.

6.10.3.4.1.51.2.2 Physical channel parameters

DPCH Downlink	Midamble	256 chips
	Codes and time slots	SF16 x 8 codes x 1 time slot
	Max. Number of data bits/radio frame	2 192 bits
	TFCI code word	16 bits
	Puncturing limit	0.48

6.10.3.4.1.51a Conversational / unknown / UL:64 DL:64 kbps / CS RAB + Interactive or Background / UL:8 DL:8 kbps / PS RAB + UL:3.4 DL:3.4 kbps SRBs for DCCH

6.10.3.4.1.51a.1 Uplink

6.10.3.4.1.51a.1.1 Transport channel parameters

6.10.3.4.1.51a.1.1.1 Transport channel parameters for Conversational / unknown / UL:64 kbps / CS RAB

See clause 6.10.3.4.1.13.1.1.1.

6.10.3.4.1.51a.1.1.2 Transport channel parameters for Interactive or Background / UL:8 kbps / PS RAB

See clause 6.10.3.4.1.23a.1.1.1.

6.10.3.4.1.51a.1.1.3 Transport channel parameters for UL:3.4 kbps SRBs for DCCH

See clause 6.10.3.4.1.2.1.1.1.

6.10.3.4.1.51a.1.1.4 TFCS

TFCS size	8 (alt. 12)
TFCS	(64 kbps Conversational RAB, 8 kbps I/B RAB, DCCH)= (TF0, TF0, TF0), (TF0, TF1, TF0), (TF0, TF0, TF1), (TF0, TF1, TF1), (TF1, TF0, TF0), (TF1, TF1, TF0), (TF1, TF0, TF1), (TF1, TF1, TF1) (alt. (TF0, TF0, TF0), (TF0, TF1, TF0), (TF0, TF2, TF0), (TF0, TF0, TF1), (TF0, TF1, TF1), (TF0, TF2, TF1), (TF1, TF0, TF0), (TF1, TF1, TF0), (TF1, TF2, TF0), (TF1, TF0, TF1), (TF1, TF1, TF1), (TF1, TF2, TF1))
NOTE:	In case TB size zero is configured for any transport channel the first TFC is required; it is optional otherwise.

6.10.3.4.1.51a.1.2 Physical channel parameters

DPCH Uplink	Midamble	256 chips
	Codes and time slots	SF2 x 1 code x 1 time slot
	Max. Number of data bits/radio frame	2 064 bits
	TFCI code word	16 bit
	TPC	2 bits
	Puncturing Limit	0.76

6.10.3.4.1.51a.2 Downlink

6.10.3.4.1.51a.2.1 Transport channel parameters

6.10.3.4.1.51a.2.1.1 Transport channel parameters for Conversational / unknown / DL:64 kbps / PS RAB

See clause 6.10.3.4.1.13.2.1.1.

6.10.3.4.1.51a.2.1.2 Transport channel parameters for Interactive or Background / DL:8 kbps / PS RAB

See clause 6.10.3.4.1.23.2.1.1.

6.10.3.4.1.51a.2.1.3 Transport channel parameters for DL:3.4 kbps SRBs for DCCH

See clause 6.10.3.4.1.2.2.1.1.

6.10.3.4.1.51a.2.1.4 TFCS

TFCS size	8
TFCS	(64 kbps Conversational RAB, 8 kbps I/B RAB, DCCH)= (TF0, TF0, TF0), (TF0, TF1, TF0), (TF0, TF0, TF1), (TF0, TF1, TF1), (TF1, TF0, TF0), (TF1, TF1, TF0), (TF1, TF0, TF1), (TF1, TF1, TF1)
NOTE:	In case TB size zero is configured for any transport channel the first TFC is required; it is optional otherwise.

6.10.3.4.1.51a.2.2 Physical channel parameters

DPCH Downlink	Midamble	256 chips
	Codes and time slots	SF16 x 6 codes x 1 time slot
	Max. Number of data bits/radio frame	1 640 bits
	TFCI code word	16 bits
	Puncturing limit	0.60

6.10.3.4.1.51b Conversational / unknown / UL:64 DL:64 kbps / CS RAB + Interactive or Background / UL:16 DL:64 kbps / PS RAB + UL:3.4 DL:3.4 kbps SRBs for DCCH

6.10.3.4.1.51b.1 Uplink

6.10.3.4.1.51b.1.1 Transport channel parameters

6.10.3.4.1.51b.1.1.1 Transport channel parameters for Conversational / unknown / UL:64 kbps / CS RAB

See clause 6.10.3.4.1.13.1.1.1.

6.10.3.4.1.51b.1.1.2 Transport channel parameters for Interactive or Background / UL:16 kbps / PS RAB

See clause 6.10.3.4.1.23b.1.1.1.

6.10.3.4.1.51b.1.1.3 Transport channel parameters for UL:3.4 kbps SRBs for DCCH

See clause 6.10.3.4.1.2.1.1.1.

6.10.3.4.1.51b.1.1.4 TFCS

TFCS size	12
TFCS	(64 kbps Conversational RAB, 16 kbps I/B RAB, DCCH)= (TF0, TF0, TF0), (TF0, TF1, TF0), (TF0, TF2, TF0), (TF0, TF0, TF1), (TF0, TF1, TF1), (TF0, TF2, TF1), (TF1, TF0, TF0), (TF1, TF1, TF0), (TF1, TF2, TF0), (TF1, TF0, TF1), (TF1, TF1, TF1), (TF1, TF2, TF1)
NOTE:	In case TB size zero is configured for any transport channel the first TFC is required; it is optional otherwise.

6.10.3.4.1.51b.1.2 Physical channel parameters

DPCH Uplink	Midamble	256 chips
	Codes and time slots	SF2 x 1 code x 1 time slot
	Max. Number of data bits/radio frame	2 064 bits
	TFCI code word	16 bit
	TPC	2 bits
	Puncturing Limit	0.68

6.10.3.4.1.51b.2 Downlink

See clause 6.10.3.4.1.51.2.

6.10.3.4.1.52 Conversational / unknown / UL:64 DL:64 kbps / CS RAB + Interactive or background / UL:64 DL:128 kbps / PS RAB + UL:3.4 DL:3.4 kbps SRBs for DCCH

6.10.3.4.1.52.1 Uplink

See clause 6.10.3.4.1.51.1.

6.10.3.4.1.52.2 Downlink

6.10.3.4.1.52.2.1 Transport channel parameters

6.10.3.4.1.52.2.1.1 Transport channel parameters for Conversational / unknown / DL:64 kbps / CS RAB

See clause 6.10.3.4.1.13.2.1.1.

6.10.3.4.1.52.2.1.2 Transport channel parameters for Interactive or background / DL:128 kbps / PS RAB

See clause 6.10.3.4.1.27.2.1.1.

6.10.3.4.1.52.2.1.3 Transport channel parameters for DL:3.4 kbps SRBs for DCCH

See clause 6.10.3.4.1.2.2.1.1.

6.10.3.4.1.52.2.1.4 TFCS

TFCS size	20
TFCS	(Conv. 64 kbps RAB, I/B 128 kbps RAB, DCCH)= (TF0, TF0, TF0), (TF0, TF1, TF0), (TF0, TF2, TF0), (TF0, TF3, TF0), (TF0, TF4, TF0), (TF1, TF0, TF0), (TF1, TF1, TF0), (TF1, TF2, TF0), (TF1, TF3, TF0), (TF1, TF4, TF0), (TF0, TF0, TF1), (TF0, TF1, TF1), (TF0, TF2, TF1), (TF0, TF3, TF1), (TF0, TF4, TF1), (TF1, TF0, TF1), (TF1, TF1, TF1), (TF1, TF2, TF1), (TF1, TF3, TF1), (TF1, TF4, TF1)
NOTE:	In case TB size zero is configured for any transport channel, the first TFC is required; it is optional otherwise.

6.10.3.4.1.52.2.2 Physical channel parameters

DPCH Downlink	Midamble	512 chips
	Codes and time slots	{SF16 x 8 codes x 1 time slot} + {SF16 x 5 codes x 1 time slot}
	Max. Number of data bits/radio frame	3 156 bits
	TFCl code word	16 bits
	Puncturing limit	0.44

6.10.3.4.1.53 Conversational / unknown / UL:64 DL:64 kbps / CS RAB + Interactive or background / UL:128 DL:128 kbps / PS RAB + UL:3.4 DL:3.4 kbps SRBs for DCCH

6.10.3.4.1.53.1 Uplink

6.10.3.4.1.53.1.1 Transport channel parameters

6.10.3.4.1.53.1.1.1 Transport channel parameters for Conversational / unknown / UL:64 kbps / CS RAB

See clause 6.10.3.4.1.13.1.1.1.

6.10.3.4.1.53.1.1.2 Transport channel parameters for Interactive or background / UL:128 kbps / PS RAB

See clause 6.10.3.4.1.28.1.1.1.

6.10.3.4.1.53.1.1.3 Transport channel parameters for DL:3.4 kbps SRBs for DCCH

See clause 6.10.3.4.1.2.1.1.1.

6.10.3.4.1.53.1.1.4 TFCS

TFCS size	20
TFCS	(Conv. 64 kbps RAB, I/B 128kbps RAB, DCCH)= (TF0, TF0, TF0), (TF0, TF1, TF0), (TF0, TF2, TF0), (TF0, TF3, TF0), (TF0, TF4, TF0), (TF1, TF0, TF0), (TF1, TF1, TF0), (TF1, TF2, TF0), (TF1, TF3, TF0), (TF1, TF4, TF0), (TF0, TF0, TF1), (TF0, TF1, TF1), (TF0, TF2, TF1), (TF0, TF3, TF1), (TF0, TF4, TF1), (TF1, TF0, TF1), (TF1, TF1, TF1), (TF1, TF2, TF1), (TF1, TF3, TF1), (TF1, TF4, TF1)
NOTE:	In case TB size zero is configured for any transport channel, the first TFC is required; it is optional otherwise.

6.10.3.4.1.53.1.2 Physical channel parameters

DPCH Uplink	Midamble	512 chips
	Codes and time slots	SF2 x 1 code x 2 timeslots
	Max. Number of data bits/radio frame	3 760 bits
	TFCl code word	16 bits
	TPC	2 bits
	Puncturing Limit	0.52 (alt. 0.48)

6.10.3.4.1.53.2 Downlink

See clause 6.10.3.4.1.52.2.

- 6.10.3.4.1.54 Void
- 6.10.3.4.1.55 Void
- 6.10.3.4.1.56 Interactive or background / UL:8 DL:8 kbps / PS RAB + Interactive or background / UL:8 DL:8 kbps / PS RAB + UL:3.4 DL:3.4 kbps SRBs for DCCH
- 6.10.3.4.1.56.1 Uplink
- 6.10.3.4.1.56.1.1 Transport channel parameters
- 6.10.3.4.1.56.1.1.1 Transport channel parameters for Interactive or background / UL:8 kbps / PS RAB + UL:8 kbps / PS RAB

Higher layer	RAB/Signalling RB	RAB	RAB	
RLC	Logical channel type	DTCH	DTCH	
	RLC mode	AM	AM	
	Payload sizes, bit	320 (alt. 128)	320 (alt.128)	
	Max data rate, bps	8 000	8 000	
	AMD PDU header, bit	16	16	
MAC	MAC header, bit	4	4	
	MAC multiplexing	2 logical channel multiplexing		
Layer 1	TrCH type	DCH		
	TB sizes, bit	340 (alt. 148)		
	TFS	TF0, bits	0x340 (alt. 0x148)	
		TF1, bits	1x340 (alt. 1x148)	
		TF2, bits	N/A (alt. 5x148)	
	TTI, ms	40 (alt. 80)		
	Coding type	TC		
	CRC, bit	16		
	Max number of bits/TTI after channel coding	1 080 (alt. 2 472)		
	Max number of bits/radio frame before rate matching	270 (alt. 309)		
RM attribute	135 to 175			

6.10.3.4.1.56.1.1.2 Transport channel parameters for UL:3.4 kbps SRBs for DCCH

See clause 6.10.3.4.1.2.1.1.1.

6.10.3.4.1.56.1.1.3 TFCS

TFCS size	4 (alt. 6)
TFCS	(8 kbps RAB + 8 kbps RAB, DCCH)= (TF0,TF0), (TF1,TF0), (TF0,TF1), (TF1,TF1) (alt. (TF0,TF0), (TF1,TF0), (TF2,TF0), (TF0,TF1), (TF1,TF1), (TF2,TF1))
NOTE:	In case TB size zero is configured for any transport channel the first TFC is required; it is optional otherwise.

6.10.3.4.1.56.1.2 Physical channel parameters

DPCH Uplink	Midamble	512 chips
	Codes and time slots	SF16 x 1 code x 1 time slot
	Max. Number of data bits/radio frame	226 bits
	TFCI code word	16 bits
	TPC	2 bits
	Puncturing Limit	0.52 (alt. 0.48)

NOTE: In case the first TFC in the TFCS is not configured, the TFCI code word will be 8 bits (alt. 16 bits).

6.10.3.4.1.56.2 Downlink

6.10.3.4.1.56.2.1 Transport channel parameters

6.10.3.4.1.56.2.1.1 Transport channel parameters for Interactive or background / DL:8 kbps / PS RAB + DL:8 kbps / PS RAB

Higher layer	RAB/Signalling RB	RAB	RAB	
RLC	Logical channel type	DTCH	DTCH	
	RLC mode	AM	AM	
	Payload sizes, bit	320	320	
	Max data rate, bps	8 000	8 000	
	AMD PDU header, bit	16	16	
MAC	MAC header, bit	4	4	
	MAC multiplexing	2 logical channel multiplexing		
Layer 1	TrCH type	DCH		
	TB sizes, bit	340		
	TFS	TF0, bits	0x340	
		TF1, bits	1x340	
	TTI, ms	40		
	Coding type	TC		
	CRC, bit	16		
	Max number of bits/TTI after channel coding	1 080		
	Max number of bits/radio frame before rate matching	270		
RM attribute	135 to 175			

6.10.3.4.1.56.2.1.2 Transport channel parameters for DL:3.4 kbps SRBs for DCCH

See clause 6.10.3.4.1.2.2.1.1.

6.10.3.4.1.56.2.1.3 TFCS

TFCS size	4
TFCS	(8 kbps RAB + 8 kbps RAB, DCCH)= (TF0,TF0), (TF1,TF0), (TF0,TF1), (TF1,TF1)
NOTE:	In case TB size zero is configured for any transport channel the first TFC is required; it is optional otherwise.

6.10.3.4.1.56.2.2 Physical channel parameters

DPCH Downlink	Midamble	512 chips
	Codes and time slots	SF16 x 1 codes x 1 time slot
	Max. Number of data bits/radio frame	228 bits
	TFCI code word	16 bits
	Puncturing limit	0.56
NOTE:	In case the first TFC in the TFCS is not configured, the TFCI code word will be 8 bits.	

6.10.3.4.1.57 Interactive or background / UL:64 DL:64 kbps / PS RAB + Interactive or background / UL:64 DL:64 kbps / PS RAB + UL:3.4 DL:3.4 kbps SRBs for DCCH

6.10.3.4.1.57.1 Uplink

6.10.3.4.1.57.1.1 Transport channel parameters

6.10.3.4.1.57.1.1.1 Transport channel parameters for Interactive or background / UL:64 kbps / PS RAB + UL:64 kbps / PS RAB

See clause 6.10.3.4.1.38d.1.1.2.

6.10.3.4.1.57.1.1.2 Transport channel parameters for UL:3.4 kbps SRBs for DCCH

See clause 6.10.3.4.1.2.1.1.1.

6.10.3.4.1.57.1.1.3 TFCS

TFCS size	10
TFCS	(64 kbps RAB + 64 kbps RAB, DCCH)= (TF0,TF0), (TF1,TF0), (TF2,TF0), (TF3,TF0), (TF4,TF0), (TF0,TF1), (TF1,TF1), (TF2,TF1), (TF3,TF1), (TF4,TF1)
NOTE:	In case TB size zero is configured for any transport channel the first TFC is required; it is optional otherwise.

6.10.3.4.1.57.1.2 Physical channel parameters

DPCH Uplink	Midamble	256 chips
	Codes and time slots	SF2 x 1 code x 1 time slot
	Max. Number of data bits/radio frame	2 064 bits
	TFCI code word	16 bits
	TPC	2 bits
	Puncturing Limit	0.88 (alt. 0.76)

6.10.3.4.1.57.2 Downlink

6.10.3.4.1.57.2.1 Transport channel parameters

6.10.3.4.1.57.2.1.1 Transport channel parameters for Interactive or background / DL:64 kbps / PS RAB + DL:64 kbps / PS RAB

Higher layer	RAB/Signalling RB	RAB	RAB	
RLC	Logical channel type	DTCH	DTCH	
	RLC mode	AM	AM	
	Payload sizes, bit	320	320	
	Max data rate, bps	64 000	64 000	
	AMD PDU header, bit	16	16	
MAC	MAC header, bit	4	4	
	MAC multiplexing	2 logical channel multiplexing		
Layer 1	TrCH type	DCH		
	TB sizes, bit	340		
	TFS	TF0, bits	0x340	
		TF1, bits	1x340	
		TF2, bits	2x340	
		TF3, bits	3x340	
		TF4, bits	4x340	
	TTI, ms	20		
	Coding type	TC		
	CRC, bit	16		
	Max number of bits/TTI after channel coding	4 284		
Max number of bits/radio frame before rate matching	2 142			
RM attribute	130 to 170			

6.10.3.4.1.57.2.1.2 Transport channel parameters for DL:3.4 kbps SRBs for DCCH

See clause 6.10.3.4.1.2.2.1.1.

6.10.3.4.1.57.2.1.3 TFCS

TFCS size	10
TFCS	(64 kbps RAB + 64 kbps RAB, DCCH)= (TF0,TF0), (TF1,TF0), (TF2,TF0), (TF3,TF0), (TF4,TF0), (TF0,TF1), (TF1,TF1), (TF2,TF1), (TF3,TF1), (TF4,TF1)
NOTE:	In case TB size zero is configured for any transport channel the first TFC is required; it is optional otherwise.

6.10.3.4.1.57.2.2 Physical channel parameters

DPCH Downlink	Midamble	256 chips
	Codes and time slots	SF16 x 5 codes x 1 time slot
	Max. Number of data bits/radio frame	1 364 bits
	TFCI code word	16 bits
	Puncturing limit	0.56

- 6.10.3.4.1.58 Streaming / unknown / UL:16 DL:64 kbps / PS RAB + Interactive or background / UL:8 DL:8 kbps / PS RAB + UL:3.4 DL:3.4 kbps SRBs for DCCH
- 6.10.3.4.1.58.1 Uplink
- 6.10.3.4.1.58.1.1 Transport channel parameters
- 6.10.3.4.1.58.1.1.1 Transport channel parameters for Streaming / unknown / UL:16 kbps / PS RAB

Higher layer	RAB/Signalling RB	RAB	
RLC	Logical channel type	DTCH	
	RLC mode	AM	
	Payload sizes, bit	320	
	Max data rate, bps	16 000	
	AMD PDU header, bit	16	
MAC	MAC header, bit	0	
	MAC multiplexing	N/A	
Layer 1	TrCH type	DCH	
	TB sizes, bit	336	
	TFS	TF0, bits	0x336
		TF1, bits	1x336
	TTI, ms	20	
	Coding type	TC	
	CRC, bit	16	
	Max number of bits/TTI after channel coding	1 068	
	Max number of bits/radio frame before rate matching	534	
	RM attribute	135 to 175	

- 6.10.3.4.1.58.1.1.2 Transport channel parameters for Interactive or background / UL:8 kbps / PS RAB

See clause 6.10.3.4.1.23a.1.1.1.

- 6.10.3.4.1.58.1.1.3 Transport channel parameters for UL:3.4 kbps SRBs for DCCH

See clause 6.10.3.4.1.2.1.1.1.

- 6.10.3.4.1.58.1.1.4 TFCS

TFCS size	8 (alt. 12)
TFCS	(16 kbps RAB, 8 kbps RAB, DCCH)= (TF0,TF0,TF0), (TF1,TF0,TF0), (TF0,TF1,TF0), (TF1,TF1,TF0), (TF0,TF0,TF1), (TF1,TF0,TF1), (TF0,TF1,TF1), (TF1,TF1,TF1) (alt. (TF0,TF0,TF0), (TF1,TF0,TF0), (TF0,TF1,TF0), (TF1,TF1,TF0), (TF0,TF2,TF0), (TF1,TF2,TF0), (TF0,TF0,TF1), (TF1,TF0,TF1), (TF0,TF1,TF1), (TF1,TF1,TF1), (TF0,TF2,TF1), (TF1,TF2,TF1))
NOTE:	In case TB size zero is configured for any transport channel the first TFC is required; it is optional otherwise.

- 6.10.3.4.1.58.1.2 Physical channel parameters

DPCH Uplink	Midamble	512 chips
	Codes and time slots	SF8 x 1 code x 1 time slot + SF16 x 1code x 1 time slot
	Max. Number of data bits/radio frame	696 bits
	TFCI code word	16 bits
	TPC	2 bits
	Puncturing Limit	0.72 (alt. 0.68)

- 6.10.3.4.1.58.2 Downlink
- 6.10.3.4.1.58.2.1 Transport channel parameters
- 6.10.3.4.1.58.2.1.1 Transport channel parameters for Streaming / unknown / DL:64 kbps / PS RAB

Higher layer	RAB/Signalling RB	RAB	
RLC	Logical channel type	DTCH	
	RLC mode	AM	
	Payload sizes, bit	640	
	Max data rate, bps	64 000	
	AM PDU header, bit	16	
MAC	MAC header, bit	0	
	MAC multiplexing	N/A	
Layer 1	TrCH type	DCH	
	TB sizes, bit	656	
	TFS	TF0, bits	0x656
		TF1, bits	1x656
		TF2, bits	2x656
		TF3, bits	4x656
	TTI, ms	40	
	Coding type	TC	
	CRC, bit	16	
	Max number of bits/TTI after channel coding	8 076	
	Max number of bits/radio frame before rate matching	2 019	
RM attribute	125 to 165		

6.10.3.4.1.58.2.1.2 Transport channel parameters for Interactive or background / DL:8 kbps / PS RAB

See clause 6.10.3.4.1.23.2.1.1.

6.10.3.4.1.58.2.1.3 Transport channel parameters for DL:3.4 kbps SRBs for DCCH

See clause 6.10.3.4.1.2.2.1.1.

6.10.3.4.1.58.2.1.4 TFCS

TFCS size	16
TFCS	(64 kbps RAB, 8 kbps RAB, DCCH)= (TF0,TF0,TF0), (TF1,TF0,TF0), (TF2,TF0,TF0), (TF3,TF0,TF0), (TF0,TF1,TF0), (TF1,TF1,TF0), (TF2,TF1,TF0), (TF3,TF1,TF0), (TF0,TF0,TF1), (TF1,TF0,TF1), (TF2,TF0,TF1), (TF3,TF0,TF1), (TF0,TF1,TF1), (TF1,TF1,TF1), (TF2,TF1,TF1), (TF3,TF1,TF1)
NOTE:	In case TB size zero is configured for any transport channel the first TFC is required; it is optional otherwise.

6.10.3.4.1.58.2.2 Physical channel parameters

DPCH Downlink	Midamble	256 chips
	Codes and time slots	SF16 x 6 codes x 1 time slot
	Max. Number of data bits/radio frame	1 640 bits
	TFCI code word	16 bits
	Puncturing limit	0.64

6.10.3.4.1.59 Reserved for future use

6.10.3.4.1.60 Reserved for future use

6.10.3.4.1.61 Conversational / unknown / UL:8 DL:8 kbps / PS RAB + Interactive or Background / UL:8 DL:8 kbps / PS RAB + UL:3.4 DL:3.4 kbps SRBs for DCCH

6.10.3.4.1.61.1 Uplink

6.10.3.4.1.61.1.1 Transport channel parameters

6.10.3.4.1.61.1.1.1 Transport channel parameters for Conversational / unknown / UL:8 kbps / PS RAB

Higher layer	RAB/Signalling RB	RAB
RLC	Logical channel type	DTCH
	RLC mode	UM
	Payload sizes, bit	320

	Max data rate, bps	8 000	
	UMD PDU header, bit	8	
MAC	MAC header, bit	0	
	MAC multiplexing	N/A	
Layer 1	TrCH type	DCH	
	TB sizes, bit	328 (alt 0, 328)	
	TFS	TF0, bits	0x328 (alt 1x0) (note)
		TF1, bits	1x328
	TTI, ms	40	
	Coding type	TC	
	CRC, bit	16	
	Max number of bits/TTI after channel coding	1 044	
	Max number of bits/radio frame before rate matching	261	
RM attribute	135 to 175		
NOTE: In case of using this alternative, CRC parity bits are to be attached any time since number of TrBIs are 1 even if there is no data on the RAB (see clause 4.2.1.1 in 3GPP TS 25.222 [29]).			

6.10.3.4.1.61.1.1.2 Transport channel parameters for Interactive or Background / UL:8 kbps / PS RAB

See clause 6.10.3.4.1.23a.1.1.1.

6.10.3.4.1.61.1.1.3 Transport channel parameters for UL:3.4 kbps SRBs for DCCH

See clause 6.10.3.4.1.2.1.1.1.

6.10.3.4.1.61.1.1.4 TFCS

TFCS size	8 (alt. 12)
TFCS	(8 kbps Conversational RAB, 8 kbps I/B RAB, DCCH)= (TF0, TF0, TF0), (TF0, TF1, TF0), (TF0, TF0, TF1), (TF0, TF1, TF1), (TF1, TF0, TF0), (TF1, TF1, TF0), (TF1, TF0, TF1), (TF1, TF1, TF1) (alt. (TF0, TF0, TF0), (TF0, TF1, TF0), (TF0, TF2, TF0), (TF0, TF0, TF1), (TF0, TF1, TF1), (TF0, TF2, TF1), (TF1, TF0, TF0), (TF1, TF1, TF0), (TF1, TF2, TF0), (TF1, TF0, TF1), (TF1, TF1, TF1), (TF1, TF2, TF1))
NOTE: In case TB size zero is configured for any transport channel the first TFC is required; it is optional otherwise.	

6.10.3.4.1.61.1.2 Physical channel parameters

DPCH Uplink	Midamble	512 chips
	Codes and time slots	SF8 x 1 code x 1 time slot
	Max. Number of data bits/radio frame	452 bits
	TFCI code word	16 bits
	TPC	2 bits
	Puncturing Limit	0.68 (alt. 0.64)

6.10.3.4.1.61.2 Downlink

6.10.3.4.1.61.2.1 Transport channel parameters

6.10.3.4.1.61.2.1.1 Transport channel parameters for Conversational / unknown / DL:8 kbps / PS RAB

Higher layer	RAB/Signalling RB	RAB
RLC	Logical channel type	DTCH
	RLC mode	UM
	Payload sizes, bit	320
	Max data rate, bps	8 000
	AMD PDU header, bit	8
MAC	MAC header, bit	0
	MAC multiplexing	N/A
Layer 1	TrCH type	DCH
	TB sizes, bit	328 (alt 0, 328)
	TFS	TF0, bits

	TF1, bits	1x328
	TTI, ms	40
	Coding type	TC
	CRC, bit	16
	Max number of bits/TTI after channel coding	1 044
	Max number of bits/radio frame before rate matching	261
	RM attribute	135 to 175

NOTE: In case of using this alternative, CRC parity bits are to be attached any time since number of TrBlks are 1 even if there is no data on the RAB (see clause 4.2.1.1 in 3GPP TS 25.222 [29]).

6.10.3.4.1.61.2.1.2 Transport channel parameters for Interactive or Background / DL:8 kbps / PS RAB

See clause 6.10.3.4.1.23.2.1.1.

6.10.3.4.1.61.2.1.3 Transport channel parameters for DL:3.4 kbps SRBs for DCCH

See clause 6.10.3.4.1.2.2.1.1.

6.10.3.4.1.61.2.1.4 TFCS

TFCS size	8
TFCS	(8 kbps Conversational RAB, 8 kbps I/B RAB, DCCH)= (TF0, TF0, TF0), (TF0, TF1, TF0), (TF0, TF0, TF1), (TF0, TF1, TF1), (TF1, TF0, TF0), (TF1, TF1, TF0), (TF1, TF0, TF1), (TF1, TF1, TF1)
NOTE:	In case TB size zero is configured for any transport channel the first TFC is required; it is optional otherwise.

6.10.3.4.1.61.2.2 Physical channel parameters

DPCH Downlink	Midamble	512 chips
	Codes and time slots	SF16 x 2 codes x 1 time slot
	Max. Number of data bits/radio frame	472 bits
	TFCI code word	16 bits
	Puncturing limit	0.68

6.10.3.4.2 Combinations on PDSCH, SCCPCH, PUSCH and PRACH

6.10.3.4.2.1 Interactive or background / UL: 64 DL: 256 kbps / PS RAB + UL: 3.4/16.8 DL: 3.4/33.6 kbps SRBs for DCCH, CCCH and BCCH + UL: 16.8 DL: 16 kbps SRBs for SHCCH

6.10.3.4.2.1.1 Uplink

6.10.3.4.2.1.1.1 Transport channel parameters

6.10.3.4.2.1.1.1.1 Transport channel parameters for Interactive or background / UL: 64 kbps / PS RAB and UL SRB for SHCCH mapped on USCH

Higher layer	RAB/Signalling RB	RAB	SRB#5	
RLC	Logical channel type	DTCH	SHCCH	
	RLC mode	AM	TM	
	Payload sizes, bit	320 (alt. 128)	168	
	Max data rate, bps	64 000	16 800	
	AMD/TrD PDU header, bit	16	0	
MAC	MAC header, bit	1	1	
	MAC multiplexing	N/A	N/A	
Layer 1	TrCH type	USCH	USCH	
	TB sizes, bit	337 (alt. 145)	169	
	TFS	TF0, bits	0x337 (alt. 0x145)	0x169
		TF1, bits	1x337 (alt. 1x145)	1x169
		TF2, bits	2x337 (alt. 3x145)	N/A
		TF3, bits	3x337 (alt. 7x145)	N/A
		TF4, bits	4x337 (alt. 10x145)	N/A
	TTI, ms	20	10	
	Coding type	TC	CC 1/2	
	CRC, bit	16	16	

	Max number of bits/TTI after channel coding	4 248 (alt. 4 842)	386
	Max number of bits/radio frame before rate matching	2 124 (alt. 2 421)	386
	RM attribute	135 to 175	230 to 250

6.10.3.4.2.1.1.1.2 Transport channel parameters for UL: 3.4 Kbps SRBs for DCCH mapped on USCH

Higher layer	RAB/signalling RB User of Radio Bearer	SRB#1 RRC	SRB#2 RRC	SRB#3 NAS_DT High prio	SRB#4 NAS_DT Low prio
RLC	Logical channel type	DCCH	DCCH	DCCH	DCCH
	RLC mode	UM	AM	AM	AM
	Payload sizes, bit	136	128	128	128
	Max data rate, bps	3 400	3 200	3 200	3 200
	AMD/UMD PDU header, bit	8	16	16	16
MAC	MAC header, bit	5	5	5	5
	MAC multiplexing	4 logical channel multiplexing			
Layer 1	TrCH type	USCH			
	TB sizes, bit	149			
	TFS	TF0, bits	0x149		
		TF1, bits	1x149		
	TTI, ms	40			
	Coding type	CC 1/3			
	CRC, bit	16			
	Max number of bits/TTI before rate matching	519			
	Max number of bits/radio frame before rate matching	130			
	RM attribute	190 to 210			

6.10.3.4.2.1.1.1.3 TFCS for USCH

TFCS size	20
TFCS	(64 kbps RAB, SHCCH, SRBs for DCCH)= (TF0, TF0, TF0), (TF1, TF0, TF0), (TF2, TF0, TF0), (TF3, TF0, TF0), (TF4, TF0, TF0), (TF0, TF1, TF0), (TF1, TF1, TF0), (TF2, TF1, TF0), (TF3, TF1, TF0), (TF4, TF1, TF0), (TF0, TF0, TF1), (TF1, TF0, TF1), (TF2, TF0, TF1), (TF3, TF0, TF1), (TF4, TF0, TF1), (TF0, TF1, TF1), (TF1, TF1, TF1), (TF2, TF1, TF1), (TF3, TF1, TF1), (TF4, TF1, TF1)

6.10.3.4.2.1.1.1.4 Transport channel parameters for SRB for CCCH and UL SRBs for DCCH and UL SRB for SHCCH mapped on RACH

6.10.3.4.2.1.1.1.4.1 RACH transport channel configuration without DTCH

Higher layer	RAB/signalling RB User of Radio Bearer	SRB#0 RRC	SRB#1 RRC	SRB#2 RRC	SRB#3 NAS_DT High prio	SRB#4 NAS_DT Low prio	SRB#5 RRC
RLC	Logical channel type	CCCH	DCCH	DCCH	DCCH	DCCH	SHCCH
	RLC mode	TM	UM	AM	AM	AM	TM
	Payload sizes, bit	168	136	128	128	128	168
	Max data rate, bps	16 800	13 600	12 800	12 800	12 800	16 800
	AMD/UMD/TrD PDU header, bit	0	8	16	16	16	0
MAC	MAC header, bit	2	26	26	26	26	2
	MAC multiplexing	6 logical channel multiplexing					
Layer 1	TrCH type	RACH					
	TB sizes, bit	170					
	TFS TF0, bits	1x170					
	TTI, ms	10					
	Coding type	CC 1/2					
	CRC, bit	16					
	Max number of bits/TTI after channel coding	388					
	Max number of bits/radio frame before rate matching	388					
	RM attribute						

6.10.3.4.2.1.1.4.2 RACH transport channel configuration with DTCH

Higher layer	RAB/signalling RB	RAB	SRB#0	SRB#1	SRB#2	SRB#3	SRB#4	SRB#5
	User of Radio Bearer	Interactive/ Background RAB	RRC	RRC	RRC	NAS_DT High prio	NAS_DT Low prio	RRC
RLC	Logical channel type	DTCH	CCCH	DCCH	DCCH	DCCH	DCCH	SHCCH
	RLC mode	AM	TM	UM	AM	AM	AM	TM
	Payload sizes, bit	128	168	136	128	128	128	168
	Max data rate, bps	12 800	16 800	13 600	12 800	12 800	12 800	16 800
	AMD/UMD/TrD PDU header, bit	16	0	8	16	16	16	0
MAC	MAC header, bit	26	2	26	26	26	26	2
	MAC multiplexing	7 logical channel multiplexing						
Layer 1	TrCH type	RACH						
	TB sizes, bit	170						
	TFS	TF0, bits	1x170					
	TTI, ms	10						
	Coding type	CC 1/2						
	CRC, bit	16						
	Max number of bits/TTI after channel coding	388						
	Max number of bits/radio frame before rate matching	388						

6.10.3.4.2.1.1.2 Physical channel parameters

6.10.3.4.2.1.1.2.1 Physical channel parameters for PUSCH

PUSCH	Midamble	512 chips
	Codes and time slots	SF2 x 1 code x 1 time slot
	Max. Number of data bits/radio frame	1 808 bits
	TF0 code word	16 bits
	TPC	2 bits
	Puncturing Limit	0.60 (alt. 0.56)

6.10.3.4.2.1.1.2.2 Physical channel parameters for PRACH

PRACH	Midamble	512 chips
	Codes and time slots	SF8 (alt. SF16) x 1 code x 1 time slot
	Max. Number of data bits/radio frame	464 (alt. 232)
	Puncturing Limit	1 (alt. 0.56)

6.10.3.4.2.1.2 Downlink

6.10.3.4.2.1.2.1 Transport channel parameters

6.10.3.4.2.1.2.1.1 Transport channel parameters for Interactive or background / DL: 256 kbps / PS RAB and DL SRB for SHCCH mapped on DSCH

Higher layer	RAB/Signalling RB	RAB	SRB#5
RLC	Logical channel type	DTCH	SHCCH
	RLC mode	AM	UM
	Payload sizes, bit	320	160
	Max data rate, bps	256 000	16 000
	AMD/UMD PDU header, bit	16	8
MAC	MAC header, bit	1	1
	MAC multiplexing	N/A	N/A
Layer 1	TrCH type	DSCH	DSCH
	TB sizes, bit	337	169

	TFS	TF0, bits	0x337	0x169
		TF1, bits	1x337	1x169
		TF2, bits	2x337	N/A
		TF3, bits	4x337	N/A
		TF4, bits	8x337	N/A
		TF5, bits	N/A (alt. 12x337)	N/A
		TF6, bits	N/A (alt. 16x337)	N/A
	TTI, ms	10 (alt. 20)	10	
	Coding type	TC	CC 1/2	
	CRC, bit	16	16	
	Max number of bits/TTI after channel coding	8 484 (alt. 16 968)	386	
	Downlink: Max number of bits/radio frame before rate matching	8 484 (alt. 8 484)	386	
	RM attribute	135 to 175	230 to 250	

6.10.3.4.2.1.2.1.2 Transport channel parameters for DL: 3.4 Kbps SRBs for DCCH mapped on DSCH

Higher layer	RAB/signalling RB User of Radio Bearer	SRB#1 RRC	SRB#2 RRC	SRB#3 NAS_DT High prio	SRB#4 NAS_DT Low prio	
RLC	Logical channel type	DCCH	DCCH	DCCH	DCCH	
	RLC mode	UM	AM	AM	AM	
	Payload sizes, bit	136	128	128	128	
	Max data rate, bps	3 400	3 200	3 200	3 200	
	AMD/UMD PDU header, bit	8	16	16	16	
MAC	MAC header, bit	5	5	5	5	
	MAC multiplexing	4 logical channel multiplexing				
Layer 1	TrCH type	DSCH				
	TB sizes, bit	149				
	TFS	TF0, bits	0x149			
		TF1, bits	1x149			
	TTI, ms	40				
	Coding type	CC 1/3				
	CRC, bit	16				
	Max number of bits/TTI before rate matching	519				
	Max number of bits/radio frame before rate matching	130				
	RM attribute	155 to 165				

6.10.3.4.2.1.2.1.3 TFCS for DSCH

TFCS size	20 (alt. 28)
TFCS	(256 kbps RAB, SHCCH, SRB for DCCH)= (TF0, TF0, TF0), (TF1, TF0, TF0), (TF2, TF0, TF0), (TF3, TF0, TF0), (TF4, TF0, TF0), (TF0, TF1, TF0), (TF1, TF1, TF0), (TF2, TF1, TF0), (TF3, TF1, TF0), (TF4, TF1, TF0), (TF0, TF0, TF1), (TF1, TF0, TF1), (TF2, TF0, TF1), (TF3, TF0, TF1), (TF4, TF0, TF1), (TF0, TF1, TF1), (TF1, TF1, TF1), (TF2, TF1, TF1), (TF3, TF1, TF1), (TF4, TF1, TF1) (alt. (TF0, TF0, TF0), (TF1, TF0, TF0), (TF2, TF0, TF0), (TF3, TF0, TF0), (TF4, TF0, TF0), (TF5, TF0, TF0), (TF6, TF0, TF0), (TF0, TF1, TF0), (TF1, TF1, TF0), (TF2, TF1, TF0), (TF3, TF1, TF0), (TF4, TF1, TF0), (TF5, TF1, TF0), (TF6, TF1, TF0), (TF0, TF0, TF1), (TF1, TF0, TF1), (TF2, TF0, TF1), (TF3, TF0, TF1), (TF4, TF0, TF1), (TF5, TF0, TF1), (TF6, TF0, TF1), (TF0, TF1, TF1), (TF1, TF1, TF1), (TF2, TF1, TF1), (TF3, TF1, TF1), (TF4, TF1, TF1), (TF5, TF1, TF1), (TF6, TF1, TF1))

6.10.3.4.2.1.2.1.4 Transport channel parameters for DL SRBs for DCCH and SRB for CCCH and SRB for BCCH and DL SRB for SHCCH mapped on FACH

6.10.3.4.2.1.2.1.4.1 FACH transport channel configuration without DTCH

Higher layer	RAB/signalling RB	SRB#0	SRB#1	SRB#2	SRB#3	SRB#4	SRB#5	SRB#6	
	User of Radio Bearer	RRC	RRC	RRC	NAS_DT High prio	NAS_DT Low prio	RRC	RRC	
RLC	Logical channel type	CCCH	DCCH	DCCH	DCCH	DCCH	SHCCH	BCCH	
	RLC mode	UM	UM	AM	AM	AM	UM	TM	
	Payload sizes, bit	160	136 or 120 (note)	128	128	128	160	168	
	Max data rate, bps	32 000 (alt. 16 000)	27 200 or 24 000 (alt. 13 600 or 12 000)	25 600 (alt. 12 800)	25 600 (alt. 12 800)	25 600 (alt. 12 800)	32 000 (alt. 16 000)	33 600 (alt. 16 800)	
	AMD/UMD/TrD PDU header, bit	8	8	16	16	16	8	0	
MAC	MAC header, bit	3	27 or 43	27	27	27	3	3	
	MAC multiplexing	7 logical channel multiplexing							
Layer 1	TrCH type	FACH							
	TB sizes, bit	171							
	TFS	TF0, bits	0x171						
		TF1, bits	1x171						
		TF2, bits	2x171						
		TF3, bits	3x171(alt. N/A)						
		TF4, bits	4x171(alt. N/A)						
	TTI, ms	20							
	Coding type	TC							
	CRC, bit	16							
	Max number of bits/TTI after channel coding	2 256 (alt. 1 134)							
Max number of bits/radio frame before rate matching	1 128 (alt. 567)								
NOTE: MAC header size and RLC payload size depend on use of U-RNTI or C-RNTI.									

6.10.3.4.2.1.2.1.4.2 FACH transport channel configuration with DTCH

Higher layer	RAB/signalling RB	RAB	SRB#0	SRB#1	SRB#2	SRB#3	SRB#4	SRB#5	SRB#6	
	User of Radio Bearer	Interactive/ Background RAB	RRC	RRC	RRC	NAS_DT High prio	NAS_DT Low prio	RRC	RRC	
RLC	Logical channel type	DTCH	CCCH	DCCH	DCCH	DCCH	DCCH	SHCCH	BCCH	
	RLC mode	AM	UM	UM	AM	AM	AM	UM	TM	
	Payload sizes, bit	320	160	136 or 120 (note)	128	128	128	160	168	
	Max data rate, bps	32 000 (alt. 16 000)	32 000 (alt. 16 000)	27 200 or 24 000 (alt. 13 600 or 12 000)	25 600 (alt. 12 800)	25 600 (alt. 12 800)	25 600 (alt. 12 800)	32 000 (alt. 16 000)	33 600 (alt. 16 800)	
	AMD/UMD/TrD PDU header, bit	16	8	8	16	16	16	8	0	
MAC	MAC header, bit	27	3	27 or 43	27	27	27	3	3	
	MAC multiplexing	8 logical channel multiplexing								
Layer 1	TrCH type	FACH								
	TB sizes, bit	171, 363								
	TFS	TF0, bits	0x171							
		TF1, bits	1x171							
		TF2, bits	2x171							
		TF3, bits	1x363							
		TF4, bits	3x171 (alt N/A)							
		TF5, bits	4x171 (alt. N/A)							
		TF6, bits	2x363 (alt. N/A)							
	TTI, ms	20								
	Coding type	TC								
	CRC, bit	16								
Max number of bits/TTI after channel coding	2 286 (alt. 1 149)									
Max number of bits/radio frame before rate matching	1 143 (alt. 575)									
NOTE: MAC header size and RLC payload size depend on use of U-RNTI or C-RNTI.										

6.10.3.4.2.1.2.1.5 TFCS for FACH

6.10.3.4.2.1.2.1.5.1 TFCS for FACH transport channel configuration without DTCH

TFCS size	5 (alt. 3)
TFCS	FACH = (TF0), (TF1), (TF2), (TF3), (TF4) (alt. FACH = (TF0), (TF1), (TF2))

6.10.3.4.2.1.2.1.5.2 TFCS for FACH transport channel configuration with DTCH

TFCS size	7 (alt. 4)
TFCS	FACH = (TF0), (TF1), (TF2), (TF3), (TF4), (TF5), (TF6) (alt. FACH = (TF0), (TF1), (TF2), (TF3))

6.10.3.4.2.1.2.2 Physical channel parameters

6.10.3.4.2.1.2.2.1 Physical channel parameters for PDSCH

PDSCH	Midamble	256 chips
	Codes and time slots	SF16 x 8 codes x 2 time slots
	Max. Number of data bits/radio frame	4 400 bits
	TFCI code word	16 bits
	Puncturing Limit	0.44

6.10.3.4.2.1.2.2.2 Physical channel parameters for SCCPCH

6.10.3.4.2.1.2.2.2.1 Physical channel parameters for SCCPCH without DTCH

SCCPCH	Midamble	512 chips
	Codes and time slots	SF16 x 5 codes x 1 time slot (alt. SF16 x 2 codes x 1 time slot)
	Max. Number of data bits/radio frame	1 204 bits (alt. 480 bits)
	TFCI code word	16 bits (alt. 8 bits)
	Puncturing Limit	1 (alt. 0.84)

6.10.3.4.2.1.2.2.2.2 Physical channel parameters for SCCPCH with DTCH

SCCPCH	Midamble	512 chips
	Codes and time slots	SF16 x 5 codes x 1 time slot (alt. SF16 x 2 codes x 1 time slot)
	Max. Number of data bits/radio frame	1 204 bits (alt. 472 bits)
	TFCI code word	16 bits
	Puncturing Limit	1 (alt. 0.80)

6.10.3.4.2.2 Interactive or background / UL: 64 DL: 384 kbps / PS RAB + UL: 3.4/16.8 DL: 3.4/33.6 kbps SRBs for DCCH, CCCH and BCCH+ UL: 16.8 DL: 16 kbps SRBs for SHCCH

6.10.3.4.2.2.1 Uplink

See clause 6.10.3.4.2.1.1.

6.10.3.4.2.2.2 Downlink

6.10.3.4.2.2.2.1 Transport channel parameters

6.10.3.4.2.2.2.1.1 Transport channel parameters for Interactive or background / DL: 384 kbps / PS RAB and DL SRB for SHCCH mapped on DSCH

Higher layer	RAB/Signalling RB	RAB	SRB#5
RLC	Logical channel type	DTCH	SHCCH
	RLC mode	AM	UM
	Payload sizes, bit	320	160
	Max data rate, bps	384 000	16 000
	AMD/UMD PDU header, bit	16	8

MAC	MAC header, bit	1	1	
	MAC multiplexing	N/A	N/A	
Layer 1	TrCH type	DSCH	DSCH	
	TB sizes, bit	337	169	
	TFS	TF0, bits	0x337	0x169
		TF1, bits	1x337	1x169
		TF2, bits	2x337	N/A
		TF3, bits	4x337	N/A
		TF4, bits	8x337	N/A
		TF5, bits	12x337	N/A
		TF6, bits	N/A (alt. 16x337)	N/A
		TF7, bits	N/A (alt. 20x337)	N/A
	TF8, bits	N/A (alt. 24x337)	N/A	
	TTI, ms	10 (alt. 20)	10	
	Coding type	TC	CC 1/2	
CRC, bit	16	16		
Max number of bits/TTI after channel coding	12 720 (alt. 25 440)	386		
Downlink: Max number of bits/radio frame before rate matching	12 720 (alt. 12 720)	386		
RM attribute	135 to 175	230 to 250		

6.10.3.4.2.2.1.2 Transport channel parameters for DL: 3.4 Kbps SRBs for DCCH mapped on DSCH

See clause 6.10.3.4.2.1.2.1.2.

6.10.3.4.2.2.1.3 TFCS for DSCH

TFCS size	24 (alt. 36)
TFCS	(384 kbps RAB, SHCCH, SRBs for DCCH)= (TF0, TF0, TF0), (TF1, TF0, TF0), (TF2, TF0, TF0), (TF3, TF0, TF0), (TF4, TF0, TF0), (TF5, TF0, TF0), (TF0, TF1, TF0), (TF1, TF1, TF0), (TF2, TF1, TF0), (TF3, TF1, TF0), (TF4, TF1, TF0), (TF5, TF1, TF0), (TF0, TF0, TF1), (TF1, TF0, TF1), (TF2, TF0, TF1), (TF3, TF0, TF1), (TF4, TF0, TF1), (TF5, TF0, TF1), (TF0, TF1, TF1), (TF1, TF1, TF1), (TF2, TF1, TF1), (TF3, TF1, TF1), (TF4, TF1, TF1), (TF5, TF1, TF1) (alt. (TF0, TF0, TF0), (TF1, TF0, TF0), (TF2, TF0, TF0), (TF3, TF0, TF0), (TF4, TF0, TF0), (TF5, TF0, TF0), (TF6, TF0, TF0), (TF7, TF0, TF0), (TF8, TF0, TF0), (TF0, TF1, TF0), (TF1, TF1, TF0), (TF2, TF1, TF0), (TF3, TF1, TF0), (TF4, TF1, TF0), (TF5, TF1, TF0), (TF6, TF1, TF0), (TF7, TF1, TF0), (TF8, TF1, TF0), (TF0, TF0, TF1), (TF1, TF0, TF1), (TF2, TF0, TF1), (TF3, TF0, TF1), (TF4, TF0, TF1), (TF5, TF0, TF1), (TF6, TF0, TF1), (TF7, TF0, TF1), (TF8, TF0, TF1), (TF0, TF1, TF1), (TF1, TF1, TF1), (TF2, TF1, TF1), (TF3, TF1, TF1), (TF4, TF1, TF1), (TF5, TF1, TF1), (TF6, TF1, TF1), (TF7, TF1, TF1), (TF8, TF1, TF1))

6.10.3.4.2.2.1.4 Transport channel parameters for DL SRBs for DCCH and SRB for CCCH and SRB for BCCH and DL SRB for SHCCH mapped on FACH (with & without DTCH)

See clause 6.10.3.4.2.1.2.1.4.

6.10.3.4.2.2.1.5 TFCS for FACH

See clause 6.10.3.4.2.1.2.1.5.

6.10.3.4.2.2.2 Physical channel parameters

6.10.3.4.2.2.2.1 Physical channel parameters for PDSCH

PDSCH	Midamble	256 chips
	Codes and time slots	SF16 x 8 codes x 3 time slots
	Max. Number of data bits/radio frame	6 608 bits (alt. 6 592 bits)
	TFCI code word	16 bits (alt. 32 bits)
	Puncturing Limit	0.48

6.10.3.4.2.2.2.2 Physical channel parameters for SCCPCH

See clause 6.10.3.4.2.1.2.2.2.

6.10.3.4.2.3 Interactive or background / UL: 64 DL: 2 048 kbps / PS RAB + UL: 3.4/16.8 DL: 3.4/33.6 kbps SRBs for DCCH, CCCH and BCCH + UL: 16.8 DL: 16 kbps SRBs for SHCCH

6.10.3.4.2.3.1 Uplink

See clause 6.10.3.4.2.1.1.

6.10.3.4.2.3.2 Downlink

6.10.3.4.2.3.2.1 Transport channel parameters

6.10.3.4.2.3.2.1.1 Transport channel parameters for Interactive or background / DL: 2 048 kbps / PS RAB and DL SRB for SHCCH mapped on DSCH

Higher layer	RAB/Signalling RB	RAB	SRB#5	
RLC	Logical channel type	DTCH	SHCCH	
	RLC mode	AM	UM	
	Payload sizes, bit	640	160	
	Max data rate, bps	2 048 000	16 000	
	AMD/UMD PDU header, bit	16	8	
MAC	MAC header, bit	1	1	
	MAC multiplexing	N/A	N/A	
Layer 1	TrCH type	DSCH	DSCH	
	TB sizes, bit	657	169	
	TFS	TF0, bits	0x657	0x169
		TF1, bits	1x657	1x169
		TF2, bits	2x657	N/A
		TF3, bits	4x657	N/A
		TF4, bits	8x657	N/A
		TF5, bits	12x657	N/A
		TF6, bits	16x657	N/A
		TF7, bits	20x657	N/A
		TF8, bits	24x657	N/A
		TF9, bits	28x657	N/A
		TF10, bits	30x657 (alt. 32x657)	N/A
		TF11, bits	N/A (alt. 36x657)	N/A
		TF12, bits	N/A (alt. 40x657)	N/A
		TF13, bits	N/A (alt. 44x657)	N/A
		TF14, bits	N/A (alt. 48x657)	N/A
		TF15, bits	N/A (alt. 52x657)	N/A
		TF16, bits	N/A (alt. 56x657)	N/A
		TF17, bits	N/A (alt. 60x657)	N/A
	TF18, bits	N/A (alt. 64x657)	N/A	
	TTI, ms	10 (alt. 20)	10	
	Coding type	TC	CC 1/2	
CRC, bit	16	16		
Max number of bits/TTI after channel coding	60 624 (alt. 129 330)	386		
Downlink: Max number of bits/radio frame before rate matching	60 624 (alt. 64 665)	386		
RM attribute	135 to 175	230 to 250		

6.10.3.4.2.3.2.1.2 Transport channel parameters for DL: 3.4 Kbps SRBs for DCCH mapped on DSCH

See clause 6.10.3.4.2.1.2.1.2.

6.10.3.4.2.3.2.1.3 TFCS for DSCH

TFCS size	41 (alt.76)
TFCS	(2 048 kbps RAB, SHCCH, SRBs for DCCH)= (TF0, TF0, TF0), (TF1, TF0, TF0), (TF2, TF0, TF0), (TF3, TF0, TF0), (TF4, TF0, TF0), (TF5, TF0, TF0), (TF6, TF0, TF0), (TF7, TF0, TF0), (TF8, TF0, TF0), (TF9, TF0, TF0), (TF10, TF0, TF0), (TF0, TF1, TF0), (TF1, TF1, TF0), (TF2, TF1, TF0), (TF3, TF1, TF0), (TF4, TF1, TF0), (TF5, TF1, TF0), (TF6, TF1, TF0), (TF7, TF1, TF0), (TF8, TF1, TF0), (TF9, TF1, TF0), (TF0, TF0, TF1), (TF1, TF0, TF1), (TF2, TF0, TF1), (TF3, TF0, TF1), (TF4, TF0, TF1),

(TF5, TF0, TF1), (TF6, TF0, TF1), (TF7, TF0, TF1), (TF8, TF0, TF1), (TF9, TF0, TF1), (TF0, TF1, TF1), (TF1, TF1, TF1), (TF2, TF1, TF1), (TF3, TF1, TF1), (TF4, TF1, TF1), (TF5, TF1, TF1), (TF6, TF1, TF1), (TF7, TF1, TF1), (TF8, TF1, TF1), (TF9, TF1, TF1) (alt. (TF0, TF0, TF0), (TF1, TF0, TF0), (TF2, TF0, TF0), (TF3, TF0, TF0), (TF4, TF0, TF0), (TF5, TF0, TF0), (TF6, TF0, TF0), (TF7, TF0, TF0), (TF8, TF0, TF0), (TF9, TF0, TF0), (TF10, TF0, TF0),(TF11, TF0, TF0), (TF12, TF0, TF0), (TF13, TF0, TF0), (TF14, TF0, TF0), (TF15, TF0, TF0), (TF16, TF0, TF0), (TF17, TF0, TF0), (TF18, TF0, TF0), (TF0, TF1, TF0), (TF1, TF1, TF0), (TF2, TF1, TF0), (TF3, TF1, TF0), (TF4, TF1, TF0), (TF5, TF1, TF0), (TF6, TF1, TF0), (TF7, TF1, TF0), (TF8, TF1, TF0), (TF9, TF1, TF0), (TF10, TF1, TF0),(TF11, TF1, TF0), (TF12, TF1, TF0), (TF13, TF1, TF0), (TF14, TF1, TF0), (TF15, TF1, TF0), (TF16, TF1, TF0), (TF17, TF1, TF0), (TF18, TF1, TF0), (TF0, TF0, TF1), (TF1, TF0, TF1), (TF2, TF0, TF1), (TF3, TF0, TF1), (TF4, TF0, TF1), (TF5, TF0, TF1), (TF6, TF0, TF1), (TF7, TF0, TF1), (TF8, TF0, TF1), (TF9, TF0, TF1), (TF10, TF0, TF1), (TF11, TF0, TF1), (TF12, TF0, TF1), (TF13, TF0, TF1), (TF14, TF0, TF1), (TF15, TF0, TF1), (TF16, TF0, TF1), (TF17, TF0, TF1), (TF18, TF0, TF1), (TF0, TF1, TF1), (TF1, TF1, TF1), (TF2, TF1, TF1), (TF3, TF1, TF1), (TF4, TF1, TF1), (TF5, TF1, TF1), (TF6, TF1, TF1), (TF7, TF1, TF1), (TF8, TF1, TF1), (TF9, TF1, TF1), (TF10, TF1, TF1),(TF11, TF1, TF1), (TF12, TF1, TF1), (TF13, TF1, TF1), (TF14, TF1, TF1), (TF15, TF1, TF1), (TF16, TF1, TF1), (TF17, TF1, TF1), (TF18, TF1, TF1))
--

6.10.3.4.2.3.2.1.4 Transport channel parameters for DL SRBs for DCCH and SRB for CCCH and SRB for BCCH and DL SRB for SHCCH mapped on FACH

See clause 6.10.3.4.2.1.2.1.4.1.

6.10.3.4.2.3.2.1.5 TFCS for FACH

See clause 6.10.3.4.2.1.2.1.45.1.

6.10.3.4.2.3.2.2 Physical channel parameters

6.10.3.4.2.3.2.2.1 Physical channel parameters for PDSCH

PDSCH	Midamble	256 chips
	Codes and time slots	SF16 x 12 codes x 11 time slots
	Max. Number of data bits/radio frame	36 400 bits
	TFCI code word	32 bits
	Puncturing Limit	0.56 (alt. 0.52)

6.10.3.4.2.3.2.2.2 Physical channel parameters for SCCPCH

See clause 6.10.3.4.2.1.2.2.2.1.

6.10.3.4.2.4 Interactive or background / UL: 384 DL: 2 048 kbps / PS RAB + UL: 3.4/16.8 DL: 3.4/33.6 kbps SRBs for DCCH, CCCH and BCCH + UL: 16.8 DL: 16 kbps SRBs for SHCCH

6.10.3.4.2.4.1 Uplink

6.10.3.4.2.4.1.1 Transport channel parameters

6.10.3.4.2.4.1.1.1 Transport channel parameters for Interactive or background / UL:384 kbps / PS RAB

Higher layer	RAB/Signalling RB	RAB	SRB#5	
RLC	Logical channel type	DTCH	SHCCH	
	RLC mode	AM	TM	
	Payload sizes, bit	320 (alt. 128)	168	
	Max data rate, bps	384 000	16 800	
	AMD/TrD PDU header, bit	16	0	
MAC	MAC header, bit	1	1	
	MAC multiplexing	N/A	N/A	
Layer 1	TrCH type	USCH	USCH	
	TB sizes, bit	337 (alt. 145)	169	
	TFS	TF0, bits	0x337 (alt. 0x145)	0x169
		TF1, bits	1x337 (alt. 1x145)	1x169

	TF2, bits	2x337 (alt. 5x145)	N/A
	TF3, bits	4x337 (alt. 10x145)	N/A
	TF4, bits	8x337 (alt. 20x145)	N/A
	TF5, bits	12x337 (alt. 30x145)	N/A
	TF6, bits	16x337 (alt. 40x145)	N/A
	TF7, bits	20x337 (alt. 50x145)	N/A
	TF8, bits	24x337 (alt. 60x145)	N/A
	TTI, ms	20	10
	Coding type	TC	CC 1/2
	CRC, bit	16	16
	Max number of bits/TTI after channel coding	25 440 (alt. 29 004)	386
	Max number of bits/radio frame before rate matching	12 720 (alt. 14 502)	386
	RM attribute	135 to 175	230 to 250

6.10.3.4.2.4.1.1.2 Transport channel parameters for UL: 3.4 Kbps SRBs for DCCH mapped on USCH

See clause 6.10.3.4.2.1.1.1.2.

6.10.3.4.2.4.1.1.3 TFCS for USCH

TFCS size	36
TFCS	(384 kbps RAB, SHCCH, SRBs for DCCH)= (TF0, TF0, TF0), (TF1, TF0, TF0), (TF2, TF0, TF0), (TF3, TF0, TF0), (TF4, TF0, TF0), (TF5, TF0, TF0), (TF6, TF0, TF0), (TF7, TF0, TF0), (TF8, TF0, TF0), (TF0, TF1, TF0), (TF1, TF1, TF0), (TF2, TF1, TF0), (TF3, TF1, TF0), (TF4, TF1, TF0), (TF5, TF1, TF0), (TF6, TF1, TF0), (TF7, TF1, TF0), (TF8, TF1, TF0), (TF0, TF0, TF1), (TF1, TF0, TF1), (TF2, TF0, TF1), (TF3, TF0, TF1), (TF4, TF0, TF1), (TF5, TF0, TF1), (TF6, TF0, TF1), (TF7, TF0, TF1), (TF8, TF0, TF1) (TF0, TF1, TF1), (TF1, TF1, TF1), (TF2, TF1, TF1), (TF3, TF1, TF1), (TF4, TF1, TF1), (TF5, TF1, TF1), (TF6, TF1, TF1), (TF7, TF1, TF1), (TF8, TF1, TF1)

6.10.3.4.2.4.1.1.4 Transport channel parameters for SRB for CCCH and UL SRBs for DCCH and UL SRB for SHCCH mapped on RACH

See clause 6.10.3.4.2.1.1.1.4.

6.10.3.4.2.4.1.2 Physical channel parameters

6.10.3.4.2.4.1.2.1 Physical channel parameters for PUSCH

PUSCH	Midamble	512 chips
	Codes and time slots	SF1 x 1 code x 2 time slots
	Max. Number of data bits/radio frame	7 264 bits
	TFCI code word	32 bits
	TPC	2 bits
	Puncturing Limit	0.52 (alt. 0.44)

6.10.3.4.2.4.1.2.2 Physical channel parameters for PRACH

See clause 6.10.3.4.2.1.1.2.2.

6.10.3.4.2.4.2 Downlink

6.10.3.4.2.4.2.1 Transport channel parameters

See clause 6.10.3.4.2.3.2.1.

6.10.3.4.2.4.2.2 Physical channel parameters

6.10.3.4.2.4.2.2.1 Physical channel parameters for PDSCH

PDSCH	Midamble	256 chips
-------	----------	-----------

	Codes and time slots	SF1 x 1 codes x 9 time slots
	Max. Number of data bits/radio frame	39 712 bits
	TFCI code word	32 bits
	Puncturing Limit	0.64 (alt. 0.60)

6.10.3.4.2.4.2.2 Physical channel parameters for SCCPCH

See clause 6.10.3.4.2.1.2.2.2.1.

6.10.3.4.3 Combinations on PDSCH, SCCPCH, DPCH, PUSCH and PRACH

6.10.3.4.3.1 Conversational / speech / UL:12.2 DL:12.2 kbps / CS RAB + UL:3.4 DL:3.4 kbps
SRBs for DCCH + Interactive or background / UL: 64 DL: 256 kbps / PS RAB + UL:
16.8 kbps SRBs for CCCH and SHCCH+ DL: 33.6 kbps SRBs for CCCH SHCCH and
BCCH

6.10.3.4.3.1.1 Uplink

6.10.3.4.3.1.1.1 Transport channel parameters

6.10.3.4.3.1.1.1.1 Transport channel parameters for Conversational / speech / UL:12.2 / CS RAB

See clause 6.10.3.4.1.4.1.1.1.

6.10.3.4.3.1.1.1.2 Transport channel parameters for UL SRBs for DCCH

See clause 6.10.3.4.1.2.1.1.1.

6.10.3.4.3.1.1.1.3 TFCS for DCH

See clause 6.10.3.4.1.4.1.1.3.

6.10.3.4.3.1.1.1.4 Transport channel parameters for Interactive or background / UL: 64 kbps / PS RAB
and UL SRB for SHCCH mapped on USCH

See clause 6.10.3.4.2.1.1.1.1.

6.10.3.4.3.1.1.1.5 TFCS for USCH

TFCS size	10
TFCS	(64 kbps RAB, SHCCH)= (TF0, TF0), (TF1, TF0), (TF2, TF0), (TF3, TF0), (TF4, TF0), (TF0, TF1), (TF1, TF1), (TF2, TF1), (TF3, TF1), (TF4, TF1)

6.10.3.4.3.1.1.1.6 Transport channel parameters for SRB for CCCH and UL SRB for SHCCH mapped on
RACH

Higher layer	RAB/signalling RB	SRB#0	SRB#5
	User of Radio Bearer	RRC	RRC
RLC	Logical channel type	CCCH	SHCCH
	RLC mode	TM	TM
	Payload sizes, bit	168	168
	Max data rate, bps	16 800	16 800
	TrD PDU header, bit	0	0
MAC	MAC header, bit	2	2
	MAC multiplexing	2 logical channel multiplexing	
Layer 1	TrCH type	RACH	
	TB sizes, bit	170	
	TFS	TF0, bits	
	TTI, ms	10	
	Coding type	CC 1/2	
	CRC, bit	16	
	Max number of bits/TTI after channel coding	388	
	Max number of bits/radio frame before rate matching	388	

6.10.3.4.3.1.1.2 Physical channel parameters

6.10.3.4.3.1.1.2.1 Physical channel parameters for DPCH

See clause 6.10.3.4.1.4.1.2.

6.10.3.4.3.1.1.2.2 Physical channel parameters for PUSCH

PUSCH	Midamble	512 chips
	Codes and time slots	SF2 x 1 code x 1 time slot
	Max. Number of data bits/radio frame	1 808 bits
	TFCI code word	16 bits
	TPC	2 bits
	Puncturing Limit	0.76 (alt. 0.68)

6.10.3.4.3.1.1.2.3 Physical channel parameters for PRACH

See clause 6.10.3.4.2.1.1.2.2.

6.10.3.4.3.1.2 Downlink

6.10.3.4.3.1.2.1 Transport channel parameters

6.10.3.4.3.1.2.1.1 Transport channel parameters for Conversational / speech / DL:12.2 kbps / CS RAB

See clause 6.10.3.4.1.4.2.1.1.

6.10.3.4.3.1.2.1.2 Transport channel parameters for DL SRBs for DCCH

See clause 6.10.3.4.1.2.2.1.1.

6.10.3.4.3.1.2.1.3 TFCS for DCH

See clause 6.10.3.4.1.4.2.1.3.

6.10.3.4.3.1.2.1.4 Transport channel parameters for Interactive or background / DL: 256 kbps / PS RAB and DL SRB for SHCCH mapped on DSCH

See clause 6.10.3.4.2.1.2.1.1.

6.10.3.4.3.1.2.1.5 TFCS for DSCH

TFCS size	10 (alt. 14)
TFCS	(256 kbps RAB, SHCCH)= (TF0, TF0), (TF1, TF0), (TF2, TF0), (TF3, TF0), (TF4, TF0), (TF0, TF1), (TF1, TF1), (TF2, TF1), (TF3, TF1), (TF4, TF1) (alt. (TF0, TF0), (TF1, TF0), (TF2, TF0), (TF3, TF0), (TF4, TF0), (TF5, TF0), (TF6, TF0), (TF0, TF1), (TF1, TF1), (TF2, TF1), (TF3, TF1), (TF4, TF1), (TF5, TF1), (TF6, TF1))

6.10.3.4.3.1.2.1.6 Transport channel parameters for SRB for CCCH and SRB for BCCH and DL SRB for SHCCH mapped on FACH

Higher layer	RAB/Signalling RB	SRB#0	SRB#5	SRB#6
	User of Radio Bearer	RRC	RRC	RRC
RLC	Logical channel type	CCCH	SHCCH	BCCH
	RLC mode	UM	UM	TM
	Payload sizes, bit	160	160	168
	Max data rate, bps	32 000 (alt. 16 000)	32 000 (alt. 16 000)	33 600 (alt. 16 800)
	UMD/TrD PDU header, bit	8	8	0
MAC	MAC header, bit	3		
	MAC multiplexing	3 logical channel multiplexing		
Layer 1	TrCH type	FACH		
	TB sizes, bit	171		
	TFS	TF0, bits	0x171	
		TF1, bits	1x171	

	TF2, bits	2x171
	TF3, bits	3x171 (alt. N/A)
	TF4, bits	4x171 (alt. N/A)
	TTI, ms	20
	Coding type	TC
	CRC, bit	16
	Max number of bits/TTI after channel coding	2 256 (alt. 1 134)
	Max number of bits/radio frame before rate matching	1 128 (alt 567)

6.10.3.4.3.1.2.1.7 TFCS for FACH

TFCS size	5 (alt. 3)
TFCS	FACH = (TF0), (TF1), (TF2), (TF3), (TF4) (alt. FACH = (TF0), (TF1), (TF2))

6.10.3.4.3.1.2.2 Physical channel parameters

6.10.3.4.3.1.2.2.1 Physical channel parameters for DPCH

See clause 6.10.3.4.1.4.2.2.

6.10.3.4.3.1.2.2.2 Physical channel parameters for PDSCH

PDSCH	Midamble	256 chips
	Codes and time slots	SF16 x 8 codes x 2 time slots
	Max. Number of data bits/radio frame	4 400 bits
	TFCI code word	16 bits
	Puncturing Limit	0.48

6.10.3.4.3.1.2.2.3 Physical channel parameters for SCCPCH

See clause 6.10.3.4.2.1.2.2.2.1.

6.10.3.4.3.2 Conversational / speech / UL:12.2 DL:12.2 kbps / CS RAB + UL:3.4 DL:3.4 kbps SRBs for DCCH + Interactive or background / UL: 64 DL: 384 kbps / PS RAB + UL: 16.8 kbps SRBs for CCCH and SHCCH+ DL: 33.6 kbps SRBs for CCCH, SHCCH and BCCH

6.10.3.4.3.2.1 Uplink

See clause 6.10.3.4.3.1.1.

6.10.3.4.3.2.2 Downlink

6.10.3.4.3.2.2.1 Transport channel parameters

6.10.3.4.3.2.2.1.1 Transport channel parameters for Conversational / speech / DL:12.2 kbps / CS RAB

See clause 6.10.3.4.1.4.2.1.1.

6.10.3.4.3.2.2.1.2 Transport channel parameters for DL SRBs for DCCH

See clause 6.10.3.4.1.2.2.1.1.

6.10.3.4.3.2.2.1.3 TFCS for DCH

See clause 6.10.3.4.1.4.2.1.3.

6.10.3.4.3.2.2.1.4 Transport channel parameters for Interactive or background / DL: 384 kbps / PS RAB and DL SRB for SHCCH mapped on DSCH

See clause 6.10.3.4.2.2.2.1.1.

6.10.3.4.3.2.2.1.5 TFCS for DSCH

TFCS size	12 (alt. 18)
TFCS	(384 kbps RAB, SHCCH)= (TF0, TF0), (TF1, TF0), (TF2, TF0), (TF3, TF0), (TF4, TF0), (TF5, TF0), (TF0, TF1), (TF1, TF1), (TF2, TF1), (TF3, TF1), (TF4, TF1), (TF5, TF1) (alt. (TF0, TF0), (TF1, TF0), (TF2, TF0), (TF3, TF0), (TF4, TF0), (TF5, TF0), (TF6, TF0), (TF7, TF0), (TF8, TF0), (TF0, TF1), (TF1, TF1), (TF2, TF1), (TF3, TF1), (TF4, TF1), (TF5, TF1), (TF6, TF1), (TF7, TF1), (TF8, TF1))

6.10.3.4.3.2.2.1.6 Transport channel parameters for SRB for CCCH and SRB for BCCH and DL SRB for SHCCH mapped on FACH

See clause 6.10.3.4.3.1.2.1.6.

6.10.3.4.3.2.2.1.7 TFCS for FACH

See clause 6.10.3.4.3.1.2.1.7.

6.10.3.4.3.2.2.2 Physical channel parameters

6.10.3.4.3.2.2.2.1 Physical channel parameters for downlink DPCH

See clause 6.10.3.4.1.4.2.2.

6.10.3.4.3.2.2.2.2 Physical channel parameters for PDSCH

PDSCH	Midamble	256 chips
	Codes and time slots	SF16 x 8 codes x 3 time slots
	Max. Number of data bits/radio frame	6 608 bits
	TFCI code word	16 bits
	Puncturing Limit	0.48

6.10.3.4.3.2.2.2.3 Physical channel parameters for SCCPCH

See clause 6.10.3.4.2.1.2.2.2.1.

6.10.3.4.3.3 Conversational / speech / UL:12.2 DL:12.2 kbps / CS RAB + UL:3.4 DL:3.4 kbps
SRBs for DCCH + Interactive or background / UL: 64 DL: 2 048 kbps / PS RAB + UL:
16.8 kbps SRBs for CCCH and SHCCH+ DL: 33.6 kbps SRBs for CCCH, SHCCH and
BCCH

6.10.3.4.3.3.1 Uplink

See clause 6.10.3.4.3.1.1.

6.10.3.4.3.3.2 Downlink

6.10.3.4.3.3.2.1 Transport channel parameters

6.10.3.4.3.3.2.1.1 Transport channel parameters for Conversational / speech / DL:12.2 kbps / CS RAB

See clause 6.10.3.4.1.4.2.1.1.

6.10.3.4.3.3.2.1.2 Transport channel parameters for DL SRBs for DCCH

See clause 6.10.3.4.1.2.2.1.1.

6.10.3.4.3.3.2.1.3 TFCS for DCH

See clause 6.10.3.4.1.4.2.1.3.

6.10.3.4.3.3.2.1.4 Transport channel parameters for Interactive or background / DL: 2 048 kbps / PS
RAB and DL SRB for SHCCH mapped on DSCH

See clause 6.10.3.4.2.3.2.1.1.

6.10.3.4.3.3.2.1.5 TFCS for DSCH

TFCS size	22 (alt. 38)
TFCS	(2 048 kbps RAB, SHCCH)= (TF0, TF0), (TF1, TF0), (TF2, TF0), (TF3, TF0), (TF4, TF0), (TF5, TF0), (TF6, TF0), (TF7, TF0), (TF8, TF0), (TF9, TF0), (TF10, TF0), (TF0, TF1), (TF1, TF1), (TF2, TF1), (TF3, TF1), (TF4, TF1), (TF5, TF1), (TF6, TF1), (TF7, TF1), (TF8, TF1), (TF9, TF1) (alt. (TF0, TF0), (TF1, TF0), (TF2, TF0), (TF3, TF0), (TF4, TF0), (TF5, TF0), (TF6, TF0), (TF7, TF0), (TF8, TF0), (TF9, TF0), (TF10, TF0), (TF11, TF0), (TF12, TF0), (TF13, TF0), (TF14, TF0), (TF15, TF0), (TF16, TF0), (TF17, TF0), (TF18, TF0), (TF0, TF1), (TF1, TF1), (TF2, TF1), (TF3, TF1), (TF4, TF1), (TF5, TF1), (TF6, TF1), (TF7, TF1), (TF8, TF1), (TF9, TF1), (TF10, TF1), (TF11, TF1), (TF12, TF1), (TF13, TF1), (TF14, TF1), (TF15, TF1), (TF16, TF1), (TF17, TF1), (TF18, TF1))

6.10.3.4.3.3.2.1.6 Transport channel parameters for SRB for CCCH and SRB for BCCH and DL SRB for SHCCH mapped on FACH

See clause 6.10.3.4.3.1.2.1.6.

6.10.3.4.3.3.2.1.7 TFCS for FACH

See clause 6.10.3.4.3.1.2.1.7.

6.10.3.4.3.3.2.2 Physical channel parameters

6.10.3.4.3.3.2.2.1 Physical channel parameters for downlink DPCH

See clause 6.10.3.4.1.4.2.2.

6.10.3.4.3.3.2.2.2 Physical channel parameters for PDSCH

DPCH Downlink	Midamble	256 chips
	Codes and time slots	SF1 x 1 code x 7 time slot
	Max. Number of data bits/radio frame	30 896 bits (alt. 30 880)
	TFCI code word	16 bits (alt. 32 bits)
	Puncturing limit	0.48 (alt. 0.44)

6.10.3.4.3.3.2.2.3 Physical channel parameters for SCCPCH

See clause 6.10.3.4.2.1.2.2.2.1.

6.10.3.4.4 Combinations on SCCPCH

6.10.3.4.4.1 Stand-alone signalling RB for PCCH

6.10.3.4.4.1.1 Transport channel parameters

6.10.3.4.4.1.1.1 Transport channel parameter of SRB for PCCH

Higher layer	RAB/signalling RB	SRB	
	User of Radio Bearer	RRC	
RLC	Logical channel type	PCCH	
	RLC mode	TM	
	Payload sizes, bit	240 (alt. 80)	
	Max data rate, bps	12 000 (alt. 8 000)	
	TrD PDU header, bit	0	
MAC	MAC header, bit	0	
	MAC multiplexing	N/A	
Layer 1	TrCH type	PCH	
	TB sizes, bit	240 (alt. 80)	
	TFS	TF0, bts	0x240 (alt. 0x80)
		TF1, bits	1x240 (alt. 1x80)
		TF2, bits	N/A (alt. 2x80)
	TTI, ms	20	

	Coding type	CC 1/2
	CRC, bit	16
	Max number of bits/TTI before rate matching	528 (alt. 400)
	Max number of bits/radio frame before rate matching	264 (alt. 200)
	RM attribute	210 to 250

6.10.3.4.4.1.1.2 TFCS

TFCS size	2 (alt. 3)
TFCS	SRBs for PCCH = (TF0), (TF1) (alt. (TF0), (TF1), (TF2))

6.10.3.4.4.1.2 Physical channel parameters

S-CCPCH	Midamble	512 chips
	Codes and time slots	SF16 x 2 codes x 1 time slot (alt. SF16 x 1 code x 1 time slot)
	Max. Number of data bits/radio frame	480 bits (alt. 236 bits)
	TFCI code word	8 bits
	Puncturing limit	1

6.10.3.4.4.2 Interactive/Background 32 kbps PS RAB + SRBs for CCCH + SRB for DCCH + SRB for BCCH

6.10.3.4.4.2.1 Transport channel parameters

6.10.3.4.4.2.1.1 Transport channel parameters for Interactive/Background 32 kbps PS RAB

Higher layer	RAB/signalling RB	RAB		
	User of Radio Bearer	Interactive/ Background RAB		
RLC	Logical channel type	DTCH		
	RLC mode	AM		
	Payload sizes, bit	320		
	Max data rate, bps	32 000 (alt. 16 000)		
	AMD PDU header, bit	16		
MAC	MAC header, bit	27		
	MAC multiplexing	N/A		
Layer 1	TrCH type	FACH		
	TB sizes, bit	363		
	TFS	TF0, bits	0 x363	
		TF1, bits	1x363	
		TF2, bits	2x363 (alt. N/A)	
	TTI, ms	20		
	Coding type	TC		
	CRC, bit	16		
	Max number of bits/TTI before rate matching	2 286 (alt. 1 149)		
	Max number of bits/radio frame before rate matching	1 143 (alt. 575)		
	RM attribute	110 to 150		

6.10.3.4.4.2.1.2 Transport channel parameters of SRBs for CCCH, SRB for DCCH, and SRB for BCCH

Higher layer	RAB/signalling RB	SRB#0	SRB#1	SRB#2	SRB#3	SRB#4	SRB#5
	User of Radio Bearer	RRC	RRC	RRC	NAS_DT High_prio	NAS_DT Low_prio	RRC
RLC	Logical channel type	CCCH	DCCH	DCCH	DCCH	DCCH	BCCH
	RLC mode	UM	UM	AM	AM	AM	TM
	Payload sizes, bit	160	136 or 120 (note)	128	128	128	168

	Max data rate, bps	32 000 (alt. 16 000)	27 200 or 24 000 (alt. 24 000 or 12 000)	25 600 (alt. 12 800)	25 600 (alt. 12 800)	25 600 (alt. 12 800)	33 600 (alt. 16 800)	
	AMD/UMD/TrD PDU header, bit	8	8	16	16	16	0	
MAC	MAC header, bit	3	27 or 43	27	27	27	3	
	MAC multiplexing	6 logical channel multiplexing						
Layer 1	TrCH type	FACH						
	TB sizes, bit	171						
	TFS	TF0, bits	0x171					
		TF1, bits	1x171					
		TF2, bits	2x171					
		TF3, bits	3x171 (alt. N/A)					
		TF4, bits	4x171 (alt. N/A)					
	TTI, ms	20						
	Coding type	TC						
	CRC, bit	16						
	Max number of bits/TTI before rate matching	2 256 (alt. 1 134)						
Max number of bits/radio frame before rate matching	1 128 (alt. 567)							
RM attribute	200 to 240							
NOTE: MAC header size and RLC payload size depend on use of U-RNTI or C-RNTI.								

6.10.3.4.4.2.1.3 TFCS

TFCS size	9 (alt. 4)
TFCS	(32kbps RAB, SRBs for CCCH/DCCH/BCCH) = (TF0, TF0), (TF0, TF1), (TF0, TF2), (TF0, TF3), (TF0, TF4),(TF1, TF0), (TF1, TF1), (TF1, TF2), (TF2, TF0) (alt. (TF0, TF0), (TF0, TF1), (TF0, TF2), (TF1, TF0))
NOTE:	First TFCS applies when the alternative for the 3 2kbps RAB and the alternative for the SRBs for CCCH/DCCH/BCCH are both not configured. The alt. TFCS applies when both the alt. for the 32 kbps RAB and the alt. for the SRBs for CCCH/DCCH/BCCH are configured. All other combinations of these alternatives are not valid.

6.10.3.4.4.2.2 Physical channel parameters

S-CCPCH	Midamble	512 chips
	Codes and time slots	SF16 x 5 codes x 1 time slot (alt. SF16 x 2 codes x 1 time slot)
	Max. Number of data bits/radio frame	1 204 bits (alt. 472)
	TFCI code word	16 bits
	Puncturing limit	0.60 (alt. 0.48)

6.10.3.4.4.2a Interactive/Background 32 kbps PS RAB + Interactive/Background 32 kbps PS RAB + SRBs for CCCH + SRB for DCCH + SRB for BCCH

6.10.3.4.4.2a.1 Transport channel parameters

6.10.3.4.4.2a.1.1 Transport channel parameters for Interactive/Background 32 kbps PS RAB + Interactive/Background 32 kbps PS RAB

Higher layer	RAB/Signalling RB	RAB	RAB
	User of Radio Bearer	Interactive/Background RAB	Interactive/Background RAB
RLC	Logical channel type	DTCH	DTCH
	RLC mode	AM	AM
	Payload sizes, bit	320	320
	Max data rate, bps	32 000 (alt. 16 000)	32 000 (alt. 16 000)
	AMD PDU header, bit	16	16
MAC	MAC header, bit	27	27

	MAC multiplexing	2 logical channel multiplexing	
Layer 1	TrCH type	FACH	
	TB sizes, bit	363	
	TFS	TF0, bits	0x363
		TF1, bits	1x363
		TF2, bits	2x363 (alt. N/A)
	TTI, ms	20	
	Coding type	TC	
	CRC, bit	16	
	Max number of bits/TTI before rate matching	2 286 (alt. 1 149)	
	Max number of bits/radio frame before rate matching	1 143 (alt. 575)	
RM attribute	110 to 150		

6.10.3.4.4.2a.1.2 Transport channel parameters of SRBs for CCCH, SRB for DCCH, and SRB for BCCH

See clause 6.10.3.4.4.2.1.2.

6.10.3.4.4.2a.1.3 TFCS

TFCS size	9 (alt. 4)
TFCS	(32kbps RAB + 32kbps RAB, SRBs for CCCH/DCCH/BCCH) = (TF0, TF0), (TF0, TF1), (TF0, TF2), (TF0, TF3), (TF0, TF4), (TF1, TF0), (TF1, TF1), (TF1, TF2), (TF2, TF0) (alt. (TF0, TF0), (TF0, TF1), (TF0, TF2), (TF1, TF0))
NOTE:	First TFCS applies when the alternative for the 32 kbps RABs and the alternative for the SRBs for CCCH/DCCH/BCCH are both not configured. The alt. TFCS applies when both the alt. for the 32 kbps RABs and the alt. for the SRBs for CCCH/DCCH/BCCH are configured. All other combinations of these alternatives are not valid.

6.10.3.4.4.2a.2 Physical channel parameters

S-CCPCH	Midamble	512 chips
	Codes and time slots	SF16 x 5 codes x 1 time slot (alt. SF16 x 2 codes x 1 time slot)
	Max. Number of data bits/radio frame	1 204 bits (alt. 472)
	TFCI code word	16 bits
	Puncturing limit	0.60 (alt. 0.48)

6.10.3.4.4.2b SRBs for CCCH + SRB for DCCH + SRB for BCCH

6.10.3.4.4.2b.1 Transport channel parameters

6.10.3.4.4.2b.1.1 Transport channel parameters of SRBs for CCCH, SRB for DCCH, and SRB for BCCH

See clause 6.10.3.4.4.2.1.2.

6.10.3.4.4.2b.1.2 TFCS

TFCS size	5 (alt. 3)
TFCS	(SRBs for CCCH/DCCH/BCCH) = (TF0), (TF1), (TF2), (TF3), (TF4) (alt. (TF0), (TF1), (TF2))

6.10.3.4.4.2b.2 Physical channel parameters

S-CCPCH	Midamble	512 chips
	Codes and time slots	SF16 x 5 codes x 1 time slot (alt. SF16 x 2 codes x 1 time slot)
	Max. Number of data bits/radio frame	1 204 bits (alt. 480 bits)
	TFCI code word	16 bits (alt. 8 bits)

	Puncturing limit		1 (alt. 0.84)
--	------------------	--	---------------

6.10.3.4.4.3 Interactive/Background 32 kbps RAB + SRB for PCCH + SRB for CCCH + SRB for DCCH + SRB for BCCH

6.10.3.4.4.3.1 Transport channel parameters

6.10.3.4.4.3.1.1 Transport channel parameters for Interactive/Background 32 kbps RAB

See clause 6.10.3.4.4.2.1.1.

6.10.3.4.4.3.1.2 Transport channel parameters of SRB for PCCH

See clause 6.10.3.4.4.1.1.1.

6.10.3.4.4.3.1.3 Transport channel parameters of SRBs for CCCH, SRB for DCCH, and SRB for BCCH

See clause 6.10.3.4.4.2.1.2.

6.10.3.4.4.3.1.4 TFCS

TFCS size	30 (alt. 8)
TFCS	(32 kbps RAB, SRB for PCCH, SRBs for CCCH/ DCCH/ BCCH) = (TF0, TF0, TF0), (TF0, TF0, TF1), (TF0, TF0, TF2), (TF0, TF0, TF3), (TF0, TF0, TF4), (TF0, TF1, TF0), (TF0, TF1, TF1), (TF0, TF1, TF2), (TF0, TF1, TF3), (TF0, TF1, TF4), (TF1, TF0, TF0), (TF1, TF0, TF1), (TF1, TF0, TF2), (TF1, TF0, TF3), (TF1, TF0, TF4), (TF1, TF1, TF0), (TF1, TF1, TF1), (TF1, TF1, TF2), (TF1, TF1, TF3), (TF1, TF1, TF4), (TF2, TF0, TF0), (TF2, TF0, TF1), (TF2, TF0, TF2), (TF2, TF0, TF3), (TF2, TF0, TF4), (TF2, TF1, TF0), (TF2, TF1, TF1), (TF2, TF1, TF2), (TF2, TF1, TF3), (TF2, TF1, TF4) (alt. (TF0, TF0, TF0), (TF0, TF0, TF1), (TF0, TF0, TF2), (TF0, TF1, TF0), (TF0, TF1, TF1), (TF0, TF2, TF0), (TF0, TF2, TF1), (TF1, TF0, TF0))
NOTE:	Alt. TFCS applies when alts for 32 kbps RAB, SRB for PCCH, and SRBs for CCCH/ DCCH/ BCCH are all configured.

6.10.3.4.4.3.2 Physical channel parameters

S-CCPCH	Midamble	512 chips
	Codes and time slots	SF16 x 8 codes x 1 time slot (alt. SF16 x 2 codes x 1 time slot)
	Max. Number of data bits/radio frame	1 936 bits (alt. 472 bits)
	TFCI code word	16 bits
	Puncturing limit	0.52 (alt. 0.56)
NOTE:	Alt. applies when alts for 32 kbps RAB and SRBs for CCCH/ DCCH/ BCCH are both configured.	

6.10.3.4.4.3a SRB for PCCH + SRB for CCCH + SRB for DCCH + SRB for BCCH

6.10.3.4.4.3a.1 Transport channel parameters

6.10.3.4.4.3a.1.1 Transport channel parameters of SRB for PCCH

See clause 6.10.3.4.4.1.1.1.

6.10.3.4.4.3a.1.2 Transport channel parameters of SRBs for CCCH, SRB for DCCH, and SRB for BCCH

See clause 6.10.3.4.4.2.1.2.

6.10.3.4.4.3a.1.3 TFCS

TFCS size	10 (alt.7)
TFCS	(SRB for PCCH, SRBs for CCCH/ DCCH/ BCCH) = (TF0, TF0), (TF0, TF1), (TF0, TF2), (TF0, TF3), (TF0, TF4), (TF1, TF0), (TF1, TF1), (TF1, TF2), (TF1, TF3), (TF1, TF4) (alt. (TF0, TF0), (TF0, TF1), (TF0, TF2), (TF1, TF0), (TF1, TF1), (TF2, TF0), (TF2, TF1))
NOTE:	Alt. TFCS applies when alts for SRB for PCCH and SRBs for CCCH/ DCCH/ BCCH are both configured.

6.10.3.4.4.3a.2 Physical channel parameters

S-CCPCH	Midamble	512 chips
	Codes and time slots	SF16 x 5 codes x 1 time slot (alt. SF16 x 2 codes x 1 time slot)
	Max. Number of data bits/radio frame	1 204 bits (alt. 480 bits)
	TFCI code word	16 bits (alt. 8 bits)
	Puncturing limit	0.84 (alt. 0.84)
NOTE: Alt. applies when alt for SRBs for CCCH/ DCCH/ BCCH is configured.		

6.10.3.4.4.4 RB for CTCH + SRB for CCCH + SRB for BCCH

6.10.3.4.4.4.1 Transport channel parameters

6.10.3.4.4.4.1.1 Transport channel parameters of RB for CTCH

Higher layer	RAB/signalling RB	N/A	
	User of Radio Bearer	BMC	
RLC	Logical channel type	CTCH	
	RLC mode	UM	
	Payload sizes, bit	152	
	Max data rate, bps	15 200	
	UMD PDU header, bit	8	
MAC	MAC header, bit	3	
	MAC multiplexing	N/A	
Layer 1	TrCH type	FACH	
	TB sizes, bit	163	
	TFS	TF0, bits	0x163
		TF1, bits	1x163
		TF2, bits	2x163
	TTI, ms	20	
	Coding type	CC 1/3	
	CRC, bit	16	
	Max number of bits/TTI before rate matching	1 098	
	Max number of bits/radio frame before rate matching	549	
	RM attribute	200 to 240	

6.10.3.4.4.4.1.2 Transport channel parameters of SRB for CCCH and SRB for BCCH

Higher layer	RAB/signalling RB	SRB#0	SRB#5	
	User of Radio Bearer	RRC	RRC	
RLC	Logical channel type	CCCH	BCCH	
	RLC mode	UM	TM	
	Payload sizes, bit	160	168	
	Max data rate, bps	16 000	16 800	
	AMD/UMD/TrD PDU header, bit	8	0	
MAC	MAC header, bit	3	3	
	MAC multiplexing	2 logical channel multiplexing		
Layer 1	TrCH type	FACH		
	TB sizes, bit	171		
	TFS	TF0, bits	0x171	
		TF1, bits	1x171	
		TF2, bits	2x171	
	TTI, ms	20		
	Coding type	TC		
	CRC, bit	16		
	Max number of bits/TTI before rate matching	1 134		
	Max number of bits/radio frame before rate matching	567		
	RM attribute	200 to 240		

6.10.3.4.4.4.1.3 TFCS

TFCS size	4
TFCS	(RB for CTCH, SRBs for CCCH/BCCH) = (TF0, TF0), (TF0, TF1), (TF0, TF2), (TF1, TF0), (TF1, TF1), (TF2, TF0)

6.10.3.4.4.2 Physical channel parameters

S-CCPCH	Midamble	512 chips
	Codes and time slots	SF16 x 2 codes x 1 time slot
	Max. Number of data bits/radio frame	472 bits
	TFCI code word	16 bits
	Puncturing limit	0.80

6.10.3.4.4.5 64.8kbps RB for MTCH with 80 ms TTI

6.10.3.4.4.5.1 Transport channel parameters

6.10.3.4.4.5.1.1 Transport channel parameters for 64 kbps PS RAB

Higher layer	RAB/signalling RB	RAB	
	User of Radio Bearer	MBMS	
RLC	Logical channel type	MTCH	
	RLC mode	UM	
	Payload sizes, bit	648	
	Max data rate, bps	64800	
	UMD PDU header, bit	8	
MAC	MAC header, bit	8	
	MAC multiplexing	N/A	
Layer 1	TrCH type	FACH	
	TB sizes, bit	664	
	TFS	TF0, bits	0x664
		TF1, bits	1x664
		TF2, bits	2x664
		TF3, bits	3x664
		TF4, bits	4x664
		TF5, bits	5x664
		TF6, bits	6x664
		TF7, bits	7x664
	TF8, bits	8x664	
	TTI, ms	80	
	Coding type	TC	
	CRC, bit	16	
	Max number of bits/TTI after channel coding	16344	
Max number of bits/radio frame before rate matching	2043		
RM attribute	160		

6.10.3.4.4.5.1.2 TFCS

TFCS size	9
TFCS	64 kbps RAB =TF0, TF1, TF2, TF3, TF4, TF5, TF6, TF7, TF8

6.10.3.4.4.5.2 Physical channel parameters

S-CCPCH	Midamble	512 chips
	Codes and time slots	SF16 x 8 codes x 1 time slot
	Max. Number of data bits/radio frame	1936 bits
	TFCI code word	16 bits
	Puncturing limit	0.92

6.10.3.4.4.6 129.6kbps RB for MTCH with 80 ms TTI

6.10.3.4.4.6.1 Transport channel parameters

6.10.3.4.4.6.1.1 Transport channel parameters for 128 kbps PS RAB

Higher layer	RAB/signalling RB		RAB
	User of Radio Bearer		MBMS
RLC	Logical channel type		MTCH
	RLC mode		UM
	Payload sizes, bit		648
	Max data rate, bps		129600
	UMD PDU header, bit		8
MAC	MAC header, bit		8
	MAC multiplexing		N/A
Layer 1	TrCH type		FACH
	TB sizes, bit		664
	TFS	TF0, bits	0x664
		TF1, bits	1x664
		TF2, bits	2x664
		TF3, bits	3x664
		TF4, bits	4x664
		TF5, bits	5x664
		TF6, bits	6x664
		TF7, bits	7x664
		TF8, bits	8x664
		TF9, bits	9x664
		TF10, bits	10x664
		TF11, bits	11x664
		TF12, bits	12x664
		TF13, bits	13x664
		TF14, bits	14x664
		TF15, bits	15x664
	TF16, bits	16x664	
	TTI, ms		80
Coding type		TC	
CRC, bit		16	
Max number of bits/TTI after channel coding		32679	
Max number of bits/radio frame before rate matching		4085	
RM attribute		160	

6.10.3.4.4.6.1.2 TFCS

TFCS size	17
TFCS	128 kbps RAB =TF0, TF1, TF2, TF3, TF4, TF5, TF6, TF7, TF8, TF9, TF10, TF11, TF12, TF13, TF14, TF15, TF16

6.10.3.4.4.6.2 Physical channel parameters

S-CCPCH	Midamble	512 chips
	Codes and time slots	SF1 x 1 codes x 1 time slot
	Max. Number of data bits/radio frame	3888 bits
	TFCI code word	16 bits
	Puncturing limit	0.92

6.10.3.4.4.7 259.2 kbps RB for MTCH with 40 ms TTI

6.10.3.4.4.7.1 Transport channel parameters

6.10.3.4.4.7.1.1 Transport channel parameters for 256 kbps PS RAB

Higher layer	RAB/signalling RB		RAB
	User of Radio Bearer		MBMS
RLC	Logical channel type		MTCH
	RLC mode		UM
	Payload sizes, bit		648
	Max data rate, bps		129600
	UMD PDU header, bit		8
MAC	MAC header, bit		8
	MAC multiplexing		N/A
Layer 1	TrCH type		FACH
	TB sizes, bit		664
	TFS	TF0, bits	0x664
		TF1, bits	1x664
		TF2, bits	2x664
		TF3, bits	3x664
		TF4, bits	4x664
		TF5, bits	5x664
		TF6, bits	6x664
		TF7, bits	7x664
		TF8, bits	8x664
		TF9, bits	9x664
		TF10, bits	10x664
		TF11, bits	11x664
		TF12, bits	12x664
		TF13, bits	13x664
		TF14, bits	14x664
		TF15, bits	15x664
	TF16, bits	16x664	
	TTI, ms		40
Coding type		TC	
CRC, bit		16	
Max number of bits/TTI after channel coding		32679	
Max number of bits/radio frame before rate matching		8170	
RM attribute		160	

6.10.3.4.4.7.1.2 TFCS

TFCS size	17
TFCS	256 kbps RAB =TF0, TF1, TF2, TF3, TF4, TF5, TF6, TF7, TF8, TF9, TF10, TF11, TF12, TF13, TF14, TF15, TF16

6.10.3.4.4.7.2 Physical channel parameters

S-CCPCH	Midamble	512 chips
	Codes and time slots	SF1 x 1 codes x 2 time slot
	Max. Number of data bits/radio frame	7792 bits
	TFCI code word	16 bits
	Puncturing limit	0.92

6.10.3.4.4.8 7.6 kbps signalling RB for MCCH

6.10.3.4.4.8.1 Transport channel parameters

6.10.3.4.4.8.1.1 Transport channel parameters for 7.6 kbps signalling RB for MCCH

Higher layer	RAB/signalling RB		SRB
	User of Radio Bearer		MBMS
RLC	Logical channel type		MCCH
	RLC mode		UM
	Payload sizes, bit		152
	Max data rate, bps		7600
	UMD PDU header, bit		8
MAC	MAC header, bit		-
	MAC multiplexing		N/A
Layer 1	TrCH type		FACH
	TB sizes, bit		160
	TFS	TF0, bits	0x160
		TF1, bits	1x160
	TTI, ms		20
	Coding type		CC 1/3
	CRC, bit		16
	Max number of bits/TTI after channel coding		552
	Max number of bits/radio frame before rate matching		276
	RM attribute		160

6.10.3.4.4.8.1.2 TFCS

TFCS size	2
TFCS	MBMS SRB =TF0, TF1

6.10.3.4.4.8.2 Physical channel parameters

S-CCPCH	Midamble	512 chips
	Codes and time slots	SF16 x 1 codes x 1 time slot
	Max. Number of data bits/radio frame	228 bits
	TFCl code word	16 bits
	Puncturing limit	0.80

6.10.3.4.4.9 124.4kbps RB for MBSFN MTCH with 80 ms TTI

6.10.3.4.4.9.1 Transport channel parameters

6.10.3.4.4.9.1.1 Transport channel parameters for 124 kbps PS RAB

Higher layer	RAB/signalling RB		RAB
	User of Radio Bearer		MBMS
RLC	Logical channel type		MTCH
	RLC mode		UM
	Payload sizes, bit		4976
	Max data rate, bps		124400
	UMD PDU header, bit		8
MAC	MAC header, bit		9
	MAC multiplexing		N/A
Layer 1	TrCH type		FACH
	TB sizes, bit		4993
	TFS	TF0, bits	0x4993
		TF1, bits	1x4993
		TF2, bits	2x4993
	TTI, ms		80
	Coding type		TC
	CRC, bit		16
	Max number of bits/TTI after channel coding		30078
	Max number of bits/radio frame before rate matching		3760
RM attribute		128	

6.10.3.4.4.9.1.2 TFCS

TFCS size	3
TFCS	124 kbps RAB =TF0, TF1, TF2

6.10.3.4.4.9.2 Physical channel parameters

S-CCPCH	Midamble	320 chips (burst type 4)
	Codes and time slots	SF1 x 1 code x 1 time slot
	Modulation	QPSK
	Max. Number of data bits/radio frame	4208 bits
	TFCI code word	(16,5)
	Puncturing limit	1

6.10.3.4.4.10 320.4kbps RB for MBSFN MTCH with 80 ms TTI

6.10.3.4.4.10.1 Transport channel parameters

6.10.3.4.4.10.1.1 Transport channel parameters for 320 kbps PS RAB

Higher layer	RAB/signalling RB		RAB
	User of Radio Bearer		MBMS
RLC	Logical channel type		MTCH
	RLC mode		UM
	Payload sizes, bit		4272
	Max data rate, bps		320400
	UMD PDU header, bit		8
MAC	MAC header, bit		9
	MAC multiplexing		N/A
Layer 1	TrCH type		FACH
	TB sizes, bit		4289
	TFS	TF0, bits	0x4289
		TF1, bits	1x4289
		TF2, bits	6x4289
	TTI, ms		80
	Coding type		TC
	CRC, bit		16
	Max number of bits/TTI after channel coding		77562
	Max number of bits/radio frame before rate matching		9696
RM attribute		128	

6.10.3.4.4.10.1.2 TFCS

TFCS size	3
TFCS	320 kbps RAB =TF0, TF1, TF2

6.10.3.4.4.10.2 Physical channel parameters

S-CCPCH	Midamble	320 chips (burst type 4)
	Codes and time slots	SF1 x 1 code x 1 time slot
	Modulation	16QAM
	Max. Number of data bits/radio frame	8432 bits
	TFCI code word	(16,5)
	Puncturing limit	0.84

6.10.3.4.4.11 497.6kbps RB for MBSFN MTCH with 80 ms TTI

6.10.3.4.4.11.1 Transport channel parameters

6.10.3.4.4.11.1.1 Transport channel parameters for 496 kbps PS RAB

Higher layer	RAB/signalling RB		RAB
	User of Radio Bearer		MBMS
RLC	Logical channel type		MTCH
	RLC mode		UM
	Payload sizes, bit		4976
	Max data rate, bps		497600
	UMD PDU header, bit		8
MAC	MAC header, bit		9
	MAC multiplexing		N/A
Layer 1	TrCH type		FACH
	TB sizes, bit		4993
	TFS	TF0, bits	0x4993
		TF1, bits	1x4993
		TF2, bits	8x4993
	TTI, ms		80
	Coding type		TC
	CRC, bit		16
	Max number of bits/TTI after channel coding		120312
	Max number of bits/radio frame before rate matching		15039
RM attribute		128	

6.10.3.4.4.11.1.2 TFCS

TFCS size	3
TFCS	496 kbps RAB =TF0, TF1, TF2

6.10.3.4.4.11.2 Physical channel parameters

S-CCPCH	Midamble	320 chips (burst type 4)
	Codes and time slots	SF1 x 1 code x 2 time slots
	Modulation	QPSK
	Max. Number of data bits/radio frame	8432 bits
	TFCI code word	(16,5) in first slot only
	Puncturing limit	0.56

6.10.3.4.4.12 7.2 kbps signalling RB for MBSFN MCCH

6.10.3.4.4.12.1 Transport channel parameters

6.10.3.4.4.12.1.1 Transport channel parameters for 7.2 kbps signalling RB for MCCH

Higher layer	RAB/signalling RB		SRB
	User of Radio Bearer		MBMS
RLC	Logical channel type		MCCH
	RLC mode		UM
	Payload sizes, bit		72
	Max data rate, bps		7200
	UMD PDU header, bit		8
MAC	MAC header, bit		-
	MAC multiplexing		N/A
Layer 1	TrCH type		FACH
	TB sizes, bit		80
	TFS	TF0, bits	0x80
		TF1, bits	1x80
		TF2, bits	2x80
		TF3, bits	4x80
	TTI, ms		40
	Coding type		TC
	CRC, bit		16
	Max number of bits/TTI after channel coding		1164
	Max number of bits/radio frame before rate matching		291
RM attribute		128	

6.10.3.4.4.12.1.2 TFCS

TFCS size	4
TFCS	MBMS SRB =TF0, TF1, TF2, TF3

6.10.3.4.4.12.2 Physical channel parameters

S-CCPCH	Midamble	320 chips (burst type 4)
	Codes and time slots	SF16 x 1 code x 1 time slot
	Max. Number of data bits/radio frame	248 bits
	Modulation	QPSK
	TFCI code word	(16,5)
	Puncturing limit	0.84

6.10.3.4.5 Combinations on PRACH

6.10.3.4.5.1 SRB for CCCH + SRB for DCCH

6.10.3.4.5.1.1 Transport channel parameters

6.10.3.4.5.1.1.1 Transport channel parameter for SRB for CCCH, SRB for DCCH

Higher layer	RAB/signalling RB	SRB#0	SRB#1	SRB#2	SRB#3	SRB#4
	User of Radio Bearer	RRC	RRC	RRC	NAS_DT High priority	NAS_DT Low priority
RLC	Logical channel type	CCCH	DCCH	DCCH	DCCH	DCCH
	RLC mode	TM	UM	AM	AM	AM
	Payload sizes, bit	168	136	128	128	128
	Max data rate, bps	16 800	13 600	12 800	12 800	12 800
	AMD/UMD/TrD PDU header, bit	0	8	16	16	16
MAC	MAC header, bit	2	26	26	26	26

	MAC multiplexing	5 logical channel multiplexing				
Layer 1	TrCH type	RACH				
	TB sizes, bit	170				
	TFS	TF0, bits	1x170			
	TTI, ms	10				
	Coding type	CC 1/2				
	CRC, bit	16				
	Max number of bits/TTI after channel coding	388				
	Max number of bits/Radio frame before rate matching	388				

6.10.3.4.5.1.1.2 TFCS

TFCS size	1
TFCS	SRBs for CCCH/ DCCH = (TF0)

6.10.3.4.5.1.2 Physical channel parameters

PRACH	Midamble	512 chips
	Codes and time slots	SF8 (alt. SF16) x 1 code x 1 time slot
	Max. Number of data bits/radio frame	488 bits (alt. 244 bits)
	Puncturing Limit	1.0 (alt. 0.60)

6.10.3.4.5.2 Interactive/Background 12.8 kbps PS RAB + SRB for CCCH + SRB for DCCH

6.10.3.4.5.2.1 Transport channel parameters

Higher layer	RAB/signalling RB User of Radio Bearer	RAB Interactive/ Background RAB	SRB#0 RRC	SRB#1 RRC	SRB#2 RRC	SRB#3 NAS_DT High priority	SRB#4 NAS_DT Low priority
RLC	Logical channel type	DTCH	CCCH	DCCH	DCCH	DCCH	DCCH
	RLC mode	AM	TM	UM	AM	AM	AM
	Payload sizes, bit	128	168	136	128	128	128
	Max data rate, bps	12 800	16 800	13 600	12 800	12 800	12 800
	AMD/UMD/TrD PDU header, bit	16	0	8	16	16	16
MAC	MAC header, bit	26	2	26	26	26	26
	MAC multiplexing	6 logical channel multiplexing					
Layer 1	TrCH type	RACH					
	TB sizes, bit	170					
	TFS	TF0, bits	1x170				
	TTI, ms	10					
	Coding type	CC 1/2					
	CRC, bit	16					
	Max number of bits/TTI after channel coding	388					
	Max number of bits/ Radio frame before rate matching	388					

6.10.3.4.5.2.2 Physical channel parameters

See clause 6.10.3.4.5.1.2.

6.10.3.4.5.3 Interactive/Background 12.8 kbps PS RAB + Interactive/Background 12.8 kbps PS RAB + SRB for CCCH + SRB for DCCH

6.10.3.4.5.3.1 Transport channel parameters

Higher	RAB/signalling RB	RAB	RAB	SRB#0	SRB#1	SRB#2	SRB#3	SRB#4
--------	-------------------	-----	-----	-------	-------	-------	-------	-------

layer	User of Radio Bearer	Interactive/ Background RAB	Interactive/ Background RAB	RRC	RRC	RRC	NAS_DT High prio	NAS_DT Low prio
RLC	Logical channel type	DTCH	DTCH	CCCH	DCCH	DCCH	DCCH	DCCH
	RLC mode	AM	AM	TM	UM	AM	AM	AM
	Payload sizes, bit	128	128	168	136	128	128	128
	Max data rate, bps	12 800	12 800	16 800	13 600	12 800	12 800	12 800
	AMD/UMD/TrD PDU header, bit	16	16	0	8	16	16	16
MAC	MAC header, bit	26	26	2	26	26	26	26
	MAC multiplexing	7 logical channel multiplexing						
Layer 1	TrCH type	RACH						
	TB sizes, bit	170						
	TFS TF0, bits	1x170						
	TTI, ms	10						
	Coding type	CC 1/2						
	CRC, bit	16						
	Max number of bits/TTI after channel coding	388						
	Max number of bits/ Radio frame before rate matching	388						

6.10.3.4.5.3.2 Physical channel parameters

See clause 6.10.3.4.5.1.2.

6.10.3.4.6 Combinations on DPCH and HS-PDSCH

6.10.3.4.6.1 Interactive or background / UL:64 DL: [max bit rate depending on UE category] / PS RAB + UL:3.4 DL:3.4 kbps SRBs for DCCH

6.10.3.4.6.1.1 Uplink

See clause 6.10.3.4.1.26.1.

6.10.3.4.6.1.2 Downlink

6.10.3.4.6.1.2.1 Transport channel parameters

6.10.3.4.6.1.2.1.1 Transport channel parameters for HS-DSCH

6.10.3.4.6.1.2.1.1.1 MAC-d flow parameters for Interactive or background / DL: [max bit rate depending on UE category] / PS RAB

Higher layer	RAB/Signalling RB	RAB
RLC	Logical channel type	DTCH
	RLC mode	AM
	Payload sizes, bit	320
	Max data rate, bps	depends on UE category NOTE1
	AMD PDU header, bit	16
MAC	MAC-d header, bit	0
	MAC multiplexing	N/A
	MAC-d PDU size, bit	336
	MAC-hs header fixed part, bit	21
Layer 1	TrCH type	HS-DSCH
	TTI	10 ms
	Coding type	TC
	CRC, bit	24
NOTE: The peak throughput may be limited by the maximum number of MAC-d PDUs that can be included in a single MAC-hs PDU (see 3GPP TS 25.321 [38]).		

6.10.3.4.6.1.2.1.2 Transport channel parameters for DCH

6.10.3.4.6.1.2.1.2.1 Transport channel parameters for DL:3.4 kbps SRBs for DCCH

See clause 6.10.3.4.1.2.2.1.1

6.10.3.4.6.1.2.1.2.2 TFCS

See clause 6.10.3.4.1.2.2.1.2.

6.10.3.4.6.1.2.2 Physical channel parameters

6.10.3.4.6.1.2.2.1 Physical channel parameters on DPCH

See clause 6.10.3.4.1.2.2.2.

6.10.3.4.6.1.2.2.2 Physical channel parameters on HS-PDSCH

Physical parameters common for all UE physical layer categories

HS-PDSCH	Midamble	512 chips
----------	----------	-----------

UE HS-DSCH Physical Layer category 1:

HS-PDSCH	Number of processes	3
	Process memory size	Split equally among all processes
	Maximum number of HS-DSCH timeslots per TTI	2
	Max Data Rate	1.2 Mbps

UE HS-DSCH Physical Layer category 2:

HS-PDSCH	Number of processes	3
	Process memory size	Split equally among all processes
	Maximum number of HS-DSCH timeslots per TTI	12
	Max Data Rate	1.2 Mbps

UE HS-DSCH Physical Layer category 3:

HS-PDSCH	Number of processes	3
	Process memory size	Split equally among all processes
	Maximum number of HS-DSCH timeslots per TTI	4
	Max Data Rate	2.4 Mbps

UE HS-DSCH Physical Layer category 4:

HS-PDSCH	Number of processes	3
	Process memory size	Split equally among all processes
	Maximum number of HS-DSCH timeslots per TTI	12
	Max Data Rate	2.4 Mbps

UE HS-DSCH Physical Layer category 5:

HS-PDSCH	Number of processes	3
	Process memory size	Split equally among all processes
	Maximum number of HS-DSCH timeslots per TTI	6
	Max Data Rate	2.4 Mbps

	Max Data Rate	3.6 Mbps
--	---------------	----------

UE HS-DSCH Physical Layer category 6:

HS-PDSCH	Number of processes	3
	Process memory size	Split equally among all processes
	Maximum number of HS-DSCH timeslots per TTI	12
	Max Data Rate	3.6 Mbps

UE HS-DSCH Physical Layer category 7:

HS-PDSCH	Number of processes	3
	Process memory size	Split equally among all processes
	Maximum number of HS-DSCH timeslots per TTI	12
	Max Data Rate	5.3 Mbps

UE HS-DSCH Physical Layer category 8:

HS-PDSCH	Number of processes	3
	Process memory size	Split equally among all processes
	Maximum number of HS-DSCH timeslots per TTI	12
	Max Data Rate	7.3 Mbps

UE HS-DSCH Physical Layer category 9:

HS-PDSCH	Number of processes	3
	Process memory size	Split equally among all processes
	Maximum number of HS-DSCH timeslots per TTI	12
	Max Data Rate	10.2 Mbps

6.10.3.4.6.2 Interactive or background / UL:128 DL: [max bit rate depending on UE category] / PS RAB + UL:3.4 DL:3.4 kbps SRBs for DCCH

6.10.3.4.6.2.1 Uplink

See clause 6.10.3.4.1.28.1.

6.10.3.4.6.2.2 Downlink

6.10.3.4.6.2.2.1 Transport channel parameters

6.10.3.4.6.2.2.1.1 Transport channel parameters for HS-DSCH

6.10.3.4.6.2.2.1.1.1 MAC-d flow parameters for Interactive or background / DL: [max bit rate depending on UE category] / PS RAB

See clause 6.10.3.4.6.1.2.1.1.1.

6.10.3.4.6.2.2.1.2 Transport channel parameters for DCH

6.10.3.4.6.2.2.1.2.1 Transport channel parameters for DL: 3.4 kbps SRBs for DCCH

See clause 6.10.3.4.1.2.2.1.1.

6.10.3.4.6.2.2.1.2.2 TFCS

See clause 6.10.3.4.1.2.2.1.2.

6.10.3.4.6.2.2.2 Physical channel parameters

6.10.3.4.6.2.2.2.1 Physical channel parameters on DPCH

See clause 6.10.3.4.1.2.2.2..

6.10.3.4.6.2.2.2.2 Physical channel parameters on HS-PDSCH

See clause 6.10.3.4.6.1.2.2.2.

6.10.3.4.6.3 Interactive or background / UL:384 DL: [max bit rate depending on UE category] / PS RAB + UL:3.4 DL:3.4 kbps SRBs for DCCH

6.10.3.4.6.3.1 Uplink

See clause 6.10.3.4.1.34.1.

6.10.3.4.6.3.2 Downlink

6.10.3.4.6.3.2.1 Transport channel parameters

6.10.3.4.6.3.2.1.1 Transport channel parameters for HS-DSCH

6.10.3.4.6.3.2.1.1.1 MAC-d flow parameters for Interactive or background / DL: [max bit rate depending on UE category] / PS RAB

See clause 6.10.3.4.6.1.2.1.1.1.

6.10.3.4.6.3.2.1.2 Transport channel parameters for DCH

6.10.3.4.6.3.2.1.2.1 Transport channel parameters for DL: 3.4 kbps SRBs for DCCH

See clause 6.10.3.4.1.2.2.1.1.

6.10.3.4.6.3.2.1.2.2 TFCS

See clause 6.10.3.4.1.2.2.1.2.

6.10.3.4.6.3.2.2 Physical channel parameters

6.10.3.4.6.3.2.2.1 Physical channel parameters on DPCH

See clause 6.10.3.4.1.2.2.2..

6.10.3.4.6.3.2.2.2 Physical channel parameters on HS-PDSCH

See clause 6.10.3.4.6.1.2.2.2.

6.10.3.4.6.4 Conversational / speech / UL:12.2 DL:12.2 kbps / CS RAB + Interactive or background / UL:384 DL:[Bit rate depending on the UE category] / PS RAB + UL:3.4 DL:3.4 kbps SRBs for DCCH

6.10.3.4.6.4.1 Uplink

6.10.3.4.6.4.1.1 Transport channel parameters

6.10.3.4.6.4.1.1.1 Transport channel parameters for Conversational / Speech / UL12.2kbps / CS RAB

See clause 6.10.3.4.1.4.1.1.1.

6.10.3.4.6.4.1.1.2 Transport channel parameters for Interactive or background / UL:384 kbps / PS RAB

See clause 6.10.3.4.1.34.1.1.1.

6.10.3.4.6.4.1.1.3 Transport channel parameters for UL:3.4 kbps SRBs for DCCH

See clause 6.10.3.4.1.2.1.1.1.

6.10.3.4.6.4.1.1.4 TFCS

TFCS size	36 (alt. 54)
TFCS	(RAB subflow#1, RAB subflow#2, RAB subflow#3, 384 kbps RAB , DCCH)= (TF0, TF0, TF0, TF0, TF0), (TF1, TF0, TF0, TF0, TF0), (TF2, TF1, TF1, TF0, TF0), (TF0, TF0, TF0, TF1, TF0), (TF1, TF0, TF0, TF1, TF0), (TF2, TF1, TF1, TF1, TF0), (TF0, TF0, TF0, TF2, TF0), (TF1, TF0, TF0, TF2, TF0), (TF2, TF1, TF1, TF2, TF0), (TF0, TF0, TF0, TF3, TF0), (TF1, TF0, TF0, TF3, TF0), (TF2, TF1, TF1, TF3, TF0), (TF0, TF0, TF0, TF4, TF0), (TF1, TF0, TF0, TF4, TF0), (TF2, TF1, TF1, TF4, TF0), (TF0, TF0, TF0, TF5, TF0), (TF1, TF0, TF0, TF5, TF0), (TF2, TF1, TF1, TF5, TF0), (TF0, TF0, TF0, TF0, TF1), (TF1, TF0, TF0, TF0, TF1), (TF2, TF1, TF1, TF0, TF1), (TF0, TF0, TF0, TF1, TF1), (TF1, TF0, TF0, TF1, TF1), (TF2, TF1, TF1, TF1, TF1), (TF0, TF0, TF0, TF2, TF1), (TF1, TF0, TF0, TF2, TF1), (TF2, TF1, TF1, TF2, TF1), (TF0, TF0, TF0, TF3, TF1), (TF1, TF0, TF0, TF3, TF1), (TF2, TF1, TF1, TF3, TF1), (TF0, TF0, TF0, TF4, TF1), (TF1, TF0, TF0, TF4, TF1), (TF2, TF1, TF1, TF4, TF1), (TF0, TF0, TF0, TF5, TF1), (TF1, TF0, TF0, TF5, TF1), (TF2, TF1, TF1, TF5, TF1) (alt. (TF0, TF0, TF0, TF0, TF0), (TF1, TF0, TF0, TF0, TF0), (TF2, TF1, TF1, TF0, TF0), (TF0, TF0, TF0, TF1, TF0), (TF1, TF0, TF0, TF1, TF0), (TF2, TF1, TF1, TF1, TF0), (TF0, TF0, TF0, TF2, TF0), (TF1, TF0, TF0, TF2, TF0), (TF2, TF1, TF1, TF2, TF0), (TF0, TF0, TF0, TF3, TF0), (TF1, TF0, TF0, TF3, TF0), (TF2, TF1, TF1, TF3, TF0), (TF0, TF0, TF0, TF4, TF0), (TF1, TF0, TF0, TF4, TF0), (TF2, TF1, TF1, TF4, TF0), (TF0, TF0, TF0, TF5, TF0), (TF1, TF0, TF0, TF5, TF0), (TF2, TF1, TF1, TF5, TF0), (TF0, TF0, TF0, TF6, TF0), (TF1, TF0, TF0, TF6, TF0), (TF2, TF1, TF1, TF6, TF0), (TF0, TF0, TF0, TF7, TF0), (TF1, TF0, TF0, TF7, TF0), (TF2, TF1, TF1, TF7, TF0), (TF0, TF0, TF0, TF8, TF0), (TF1, TF0, TF0, TF8, TF0), (TF2, TF1, TF1, TF8, TF0), (TF0, TF0, TF0, TF0, TF1), (TF1, TF0, TF0, TF0, TF1), (TF2, TF1, TF1, TF0, TF1), (TF0, TF0, TF0, TF1, TF1), (TF1, TF0, TF0, TF1, TF1), (TF2, TF1, TF1, TF1, TF1), (TF0, TF0, TF0, TF2, TF1), (TF1, TF0, TF0, TF2, TF1), (TF2, TF1, TF1, TF2, TF1), (TF0, TF0, TF0, TF3, TF1), (TF1, TF0, TF0, TF3, TF1), (TF2, TF1, TF1, TF3, TF1), (TF0, TF0, TF0, TF4, TF1), (TF1, TF0, TF0, TF4, TF1), (TF2, TF1, TF1, TF4, TF1), (TF0, TF0, TF0, TF5, TF1), (TF1, TF0, TF0, TF5, TF1), (TF2, TF1, TF1, TF5, TF1), (TF0, TF0, TF0, TF6, TF1), (TF1, TF0, TF0, TF6, TF1), (TF2, TF1, TF1, TF6, TF1), (TF0, TF0, TF0, TF7, TF1), (TF1, TF0, TF0, TF7, TF1), (TF2, TF1, TF1, TF7, TF1), (TF0, TF0, TF0, TF8, TF1), (TF1, TF0, TF0, TF8, TF1), (TF2, TF1, TF1, TF8, TF1))

6.10.3.4.6.4.1.2 Physical channel parameters

DPCH Uplink	Midamble	256 chips
	Codes and time slots	SF2 x 1 code x 3 time slots
	Max. Number of data bits/radio frame	6 480 bits
	TFCI code word	16 bits
	TPC	2 bits
	Puncturing Limit	0.48

6.10.3.4.6.4.2 Downlink

6.10.3.4.6.4.2.1 Transport channel parameters

6.10.3.4.6.4.2.1.1 Transport channel parameters for HS-DSCH

6.10.3.4.6.4.2.1.1.1 MAC-d flow parameters for Interactive or background / DL: [max bit rate depending on UE category] / PS RAB

See clause 6.10.3.4.6.1.2.1.1.1.

6.10.3.4.6.4.2.1.2 Transport channel parameters for DCH

6.10.3.4.6.4.2.1.2.1 Transport channel parameters for Conversational / speech / DL:12.2 kbps / CS RAB

See clause 6.10.3.4.1.4.2.1.1.

6.10.3.4.6.4.2.1.2.2 Transport channel parameters for DL: 3.4 kbps SRBs for DCCH

See clause 6.10.3.4.1.2.2.1.1.

6.10.3.4.6.4.2.1.2.3 TFCS

See clause 6.10.3.4.1.4.2.1.3.

6.10.3.4.6.4.2.2 Physical channel parameters

6.10.3.4.6.4.2.2.1 Physical channel parameters on DPCH

See clause 6.10.3.4.1.4.2.2.

6.10.3.4.6.4.2.2.2 Physical channel parameters on HS-PDSCH

See clause 6.10.3.4.6.1.2.2.2.

6.10.3.4.6.5 Conversational / speech / UL:12.2 DL:12.2 kbps / CS RAB + Interactive or background / UL:64 DL:[Bit rate depending on the UE category] / PS RAB + UL:3.4 DL:3.4 kbps SRBs for DCCH

6.10.3.4.6.5.1 Uplink

See clause 6.10.3.4.1.40.1.

6.10.3.4.6.5.2 Downlink

6.10.3.4.6.5.2.1 Transport channel parameters

6.10.3.4.6.5.2.1.1 Transport channel parameters for HS-DSCH

6.10.3.4.6.5.2.1.1.1 MAC-d flow parameters for Interactive or background / DL: [max bit rate depending on UE category] / PS RAB

See clause 6.10.3.4.6.1.2.1.1.1.

6.10.3.4.6.5.2.1.2 Transport channel parameters for DCH

6.10.3.4.6.5.2.1.2.1 Transport channel parameters for Conversational / Speech / UL12.2kbps / CS RAB

See clause 6.10.3.4.1.4.2.1.1.

6.10.3.4.6.5.2.1.2.2 Transport channel parameters for DL: 3.4 kbps SRBs for DCCH

See clause 6.10.3.4.1.2.2.1.1.

6.10.3.4.6.5.2.1.2.3 TFCS

See clause 6.10.3.4.1.4.2.1.3.

6.10.3.4.6.5.2.2 Physical channel parameters

6.10.3.4.6.5.2.2.1 Physical channel parameters on DPCH

See clause 6.10.3.4.1.4.2.2.

6.10.3.4.6.5.2.2.2 Physical channel parameters on HS-PDSCH

See clause 6.10.3.4.6.1.2.2.2.

6.10.3.4.6.6 Conversational / unknown / UL:64 DL:64 kbps / CS RAB + Interactive or background / UL:384 DL:[Bit rate depending on the UE category] / PS RAB + UL:3.4 DL:3.4 kbps SRBs for DCCH

6.10.3.4.6.6.1 Uplink

6.10.3.4.6.6.1.1 Transport channel parameters

6.10.3.4.6.6.1.1 Transport channel parameters for Conversational / unknown / UL:64 kbps / CS RAB

See clause 6.10.3.4.1.13.1.1.1.

6.10.3.4.6.6.1.1.2 Transport channel parameters for Interactive or background / UL:384 kbps / PS RAB

See clause 6.10.3.4.1.34.1.1.1.

6.10.3.4.6.6.1.1.3 Transport channel parameters for UL:3.4 kbps SRBs for DCCH

See clause 6.10.3.4.1.2.1.1.1.

6.10.3.4.6.6.1.1.4 TFCS

TFCS size	24 (alt. 36)
TFCS	(64 kbps RAB, 384 kbps RAB , DCCH)= (TF0, TF0, TF0), (TF1, TF0, TF0), (TF0, TF1, TF0), (TF1, TF1, TF0), (TF0, TF2, TF0), (TF1, TF2, TF0), (TF0, TF3, TF0), (TF1, TF3, TF0), (TF0, TF4, TF0), (TF1, TF4, TF0), (TF0, TF5, TF0), (TF1, TF5, TF0), (TF0, TF0, TF1), (TF1, TF0, TF1), (TF0, TF1, TF1), (TF1, TF1, TF1), (TF0, TF2, TF1), (TF1, TF2, TF1), (TF0, TF3, TF1), (TF1, TF3, TF1), (TF0, TF4, TF1), (TF1, TF4, TF1), (TF0, TF5, TF1), (TF1, TF5, TF1) (alt. (TF0, TF0, TF0), (TF1, TF0, TF0), (TF0, TF1, TF0), (TF1, TF1, TF0), (TF0, TF2, TF0), (TF1, TF2, TF0), (TF0, TF3, TF0), (TF1, TF3, TF0), (TF0, TF4, TF0), (TF1, TF4, TF0), (TF0, TF5, TF0), (TF1, TF5, TF0), (TF0, TF6, TF0), (TF1, TF6, TF0), (TF0, TF7, TF0), (TF1, TF7, TF0), (TF0, TF8, TF0), (TF1, TF8, TF0), (TF0, TF0, TF1), (TF1, TF0, TF1), (TF0, TF1, TF1), (TF1, TF1, TF1), (TF0, TF2, TF1), (TF1, TF2, TF1), (TF0, TF3, TF1), (TF1, TF3, TF1), (TF0, TF4, TF1), (TF1, TF4, TF1), (TF0, TF5, TF1), (TF1, TF5, TF1), (TF0, TF6, TF1), (TF1, TF6, TF1), (TF0, TF7, TF1), (TF1, TF7, TF1), (TF0, TF8, TF1), (TF1, TF8, TF1))

6.10.3.4.6.6.1.2 Physical channel parameters

DPCH Uplink	Midamble	256 chips
	Codes and time slots	SF2 x 1 code x 3 time slots
	Max. Number of data bits/radio frame	6 480 bits
	TFCI code word	16 bits
	TPC	2 bits
	Puncturing Limit	0.40

6.10.3.4.6.6.1 Downlink

6.10.3.4.6.6.2.1 Transport channel parameters

6.10.3.4.6.6.2.1.1 Transport channel parameters for HS-DSCH

6.10.3.4.6.6.2.1.1.1 MAC-d flow parameters for Interactive or background / DL: [max bit rate depending on UE category] / PS RAB

See clause 6.10.3.4.6.1.2.1.1.1.

6.10.3.4.6.6.2.1.1 Transport channel parameters for DCH

6.10.3.4.6.6.2.1.2.1 Transport channel parameters for Conversational / unkown/ DL:64 kbps / CS RAB

See clause 6.10.3.4.1.13.2.1.1.

6.10.3.4.6.6.2.1.2.2 Transport channel parameters for DL: 3.4 kbps SRBs for DCCH

See clause 6.10.3.4.1.2.2.1.1.

6.10.3.4.6.6.2.1.2.3 TFCS

See clause 6.10.3.4.1.13.2.1.3.

6.10.3.4.6.6.2.2 Physical channel parameters

6.10.3.4.6.6.2.2.1 Physical channel parameters on DPCH

See clause 6.10.3.4.1.4.2.2.

6.10.3.4.6.6.2.2.2 Physical channel parameters on HS-PDSCH

See clause 6.10.3.4.6.1.2.2.2.

6.10.3.4.6.7 Conversational / unknown / UL:64 DL:64 kbps / CS RAB + Interactive or background / UL:64 DL:[Bit rate depending on the UE category] / PS RAB + UL:3.4 DL:3.4 kbps SRBs for DCCH

6.10.3.4.6.7.1 Uplink

See clause 6.10.3.4.1.57.1.

6.10.3.4.6.7.2 Downlink

6.10.3.4.6.7.2.1 Transport channel parameters

6.10.3.4.6.7.2.1.1 Transport channel parameters for HS-DSCH

6.10.3.4.6.7.2.1.1.1 MAC-d flow parameters for Interactive or background / DL: [max bit rate depending on UE category] / PS RAB

See clause 6.10.3.4.6.1.2.1.1.1.

6.10.3.4.6.7.2.1.1 Transport channel parameters for DCH

6.10.3.4.6.7.2.1.2.1 Transport channel parameters for Conversational / unknown/ DL:64 kbps / CS RAB

See clause 6.10.3.4.1.13.2.1.1.

6.10.3.4.6.7.2.1.2.2 Transport channel parameters for DL: 3.4 kbps SRBs for DCCH

See clause 6.10.3.4.1.2.2.1.1.

6.10.3.4.6.7.2.1.2.3 TFCS

See clause 6.10.3.4.1.13.2.1.3.

6.10.3.4.6.7.2.2 Physical channel parameters

6.10.3.4.6.7.2.2.1 Physical channel parameters on DPCH

See clause 6.10.3.4.1.4.2.2.

6.10.3.4.6.7.2.2.2 Physical channel parameters on HS-PDSCH

See clause 6.10.3.4.6.1.2.2.2.

6.10.3.4.6.8 Interactive or background / UL:384 DL:[Bit rate depending on the UE category] / PS RAB + Interactive or background / UL:384 DL:[Bit rate depending on the UE category] / PS RAB + UL:3.4 DL:3.4 kbps SRBs for DCCH

6.10.3.4.6.8.1 Uplink

6.10.3.4.6.8.1.1 Transport channel parameters

6.10.3.4.6.8.1.1.1 Transport channel parameters for Interactive or background / UL:384 kbps / PS RAB + UL:384 kbps / PS RAB

Higher layer	RAB/Signalling RB	RAB	RAB
RLC	Logical channel type	DTCH	DTCH
	RLC mode	AM	AM
	Payload sizes, bit	320	320

	Max data rate, bps	384 000	384 000	
	AMD PDU header, bit	16	16	
MAC	MAC header, bit	4	4	
	MAC multiplexing	2 logical channel multiplexing		
Layer 1	TrCH type	DCH		
	TB sizes, bit	340		
	TFS	TF0, bits	0x340	
		TF1, bits	1x340	
		TF2, bits	2x340	
		TF3, bits	4x340	
		TF4, bits	8x340	
		TF5, bits	12x340	
	TTI, ms	10		
	Coding type	TC		
CRC, bit	16			
	Max number of bits/TTI after channel coding	12 828		
	Uplink: Max number of bits/radio frame before rate matching	12 828		
	RM attribute	110-180		

6.10.3.4.6.8.1.1.2 Transport channel parameters for UL:3.4 kbps SRBs for DCCH

See clause 6.10.3.4.1.2.1.1.1.

6.10.3.4.6.8.1.1.3 TFCS

TFCS size	12
TFCS	(384 kbps RAB + 384 kbps RAB, DCCH)= (TF0, TF0), (TF1, TF0), (TF2, TF0), (TF3, TF0), (TF4, TF0), (TF5, TF0), (TF0, TF1), (TF1, TF1), (TF2, TF1), (TF3, TF1), (TF4, TF1), (TF5, TF1)

6.10.3.4.6.8.1.2 Physical channel parameters

DPCH Downlink	Midamble	512 chips
	Codes and time slots	SF2 x 1 codes x 3 time slot
	Max. Number of data bits/radio frame	6480 bits
	TFCI code word	16 bits
	Puncturing limit	0.48

6.10.3.4.6.8.2 Downlink

6.10.3.4.6.8.2.1 Transport channel parameters

6.10.3.4.6.8.2.1.1 Transport channel parameters for HS-DSCH

6.10.3.4.6.8.2.1.1.1 MAC-d flow parameters for Interactive or background / DL: [max bit rate depending on UE category] / PS RAB

See clause 6.10.3.4.6.1.2.1.1.1.

6.10.3.4.6.8.2.1.1.2 MAC-d flow parameters for Interactive or background / DL: [max bit rate depending on UE category] / PS RAB

See clause 6.10.3.4.6.1.2.1.1.1.

6.10.3.4.6.8.2.1.2 Transport channel parameters for DCH

6.10.3.4.6.8.2.1.2.1 Transport channel parameters for UL:3.4 DL: 3.4 kbps SRBs for DCCH

See clause 6.10.3.4.1.2.2.1.1.

6.10.3.4.6.8.2.1.2.2 TFCS

See clause 6.10.3.4.1.2.2.1.2.

6.10.3.4.6.8.2.2 Physical channel parameters

6.10.3.4.6.8.2.2.1 Physical channel parameters on DPCH

See clause 6.10.3.4.1.2.2.2.

6.10.3.4.6.8.2.2.2 Physical channel parameters on HS-PDSCH

See clause 6.10.3.4.6.1.2.2.2.

6.10.3.4.6.9 Interactive or background / UL:64 DL:[Bit rate depending on the UE category] / PS RAB + Interactive or background / UL:64 DL:[Bit rate depending on the UE category] / PS RAB + UL:3.4 DL:3.4 kbps SRBs for DCCH

6.10.3.4.6.9.1 Uplink

See clause 6.10.3.4.1.57.1.

6.10.3.4.6.9.2 Downlink

6.10.3.4.6.9.2.1 Transport channel parameters

6.10.3.4.6.9.2.1.1 Transport channel parameters for HS-DSCH

6.10.3.4.6.9.2.1.1.1 MAC-d flow parameters for Interactive or background / DL: [max bit rate depending on UE category] / PS RAB

See clause 6.10.3.4.6.1.2.1.1.1.

6.10.3.4.6.9.2.1.1.1 MAC-d flow parameters for Interactive or background / DL: [max bit rate depending on UE category] / PS RAB

See clause 6.10.3.4.6.1.2.1.1.1.

6.10.3.4.6.9.2.1.2 Transport channel parameters for DCH

6.10.3.4.6.9.2.1.2.1 Transport channel parameters for DL: 3.4 kbps SRBs for DCCH

See clause 6.10.3.4.1.2.2.1.1.

6.10.3.4.6.9.2.1.2.2 TFCS

See clause 6.10.3.4.1.2.2.1.2.

6.10.3.4.6.9.2.2 Physical channel parameters

6.10.3.4.6.9.2.2.1 Physical channel parameters on DPCH

See clause 6.10.3.4.1.2.2.2.

6.10.3.4.6.9.2.2.2 Physical channel parameters on HS-PDSCH

See clause 6.10.3.4.6.1.2.2.2.

6.10.3.4.6.10 Streaming / unknown / UL:128 DL: [guaranteed 128, max bit rate depending on UE category] kbps / PS RAB + Interactive or background / UL:128 DL: [max bit rate depending on UE category] / PS RAB + UL:3.4 DL:3.4 kbps SRBs for DCCH

6.10.3.4.6.10.1 Uplink

6.10.3.4.6.10.1.1 Transport channel parameters

6.10.3.4.6.10.1.1.1 Transport channel parameters for Streaming / unknown / UL:128 kbps / PS RAB

Higher Layer	RAB/Signalling RB	RAB	
RLC	Logical channel type	DTCH	
	RLC mode	AM	
	Payload sizes, bit	640	
	Max data rate, bps	128000	
	AM PDU header, bit	16	
MAC	MAC header, bit	0	
	MAC multiplexing	N/A	
Layer 1	TrCH type	DCH	
	TB sizes, bit	656	
	TFS	TF0, bits	0x656
		TF1, bits	1x656
		TF2, bits	2x656
		TF3, bits	4x656
	TTI, ms	20	
	Coding type	TC	
	CRC, bit	16	
	Max number of bits/TTI after channel coding	8076	
	Uplink: Max number of bits/radio frame before rate matching	4038	
RM attribute	125-165		

6.10.3.4.6.10.1.1.2 Transport channel parameters for Interactive or background / UL:128 kbps / PS RAB

See clause 6.10.3.4.1.28.1.1.1.

6.10.3.4.6.10.1.1.3 Transport channel parameters for UL:3.4 kbps SRBs for DCCH

See clause 6.10.3.4.1.2.1.1.1.

6.10.3.4.6.10.1.1.3 TFCS

TFCS size	40
TFCS	(128 kbps RAB, 128 kbps RAB, DCCH)= (TF0, TF0, TF0), (TF1, TF0, TF0), (TF2, TF0, TF0), (TF3, TF0, TF0), (TF0, TF1, TF0), (TF1, TF1, TF0), (TF2, TF1, TF0), (TF3, TF1, TF0), (TF0, TF2, TF0), (TF1, TF2, TF0), (TF2, TF2, TF0), (TF3, TF2, TF0), (TF0, TF3, TF0), (TF1, TF3, TF0), (TF2, TF3, TF0), (TF3, TF3, TF0), (TF0, TF4, TF0), (TF1, TF4, TF0), (TF2, TF4, TF0), (TF3, TF4, TF0), (TF0, TF0, TF1), (TF1, TF0, TF1), (TF2, TF0, TF1), (TF3, TF0, TF1), (TF0, TF1, TF1), (TF1, TF1, TF1), (TF2, TF1, TF1), (TF3, TF1, TF1), (TF0, TF2, TF1), (TF1, TF2, TF1), (TF2, TF2, TF1), (TF3, TF2, TF1), (TF0, TF3, TF1), (TF1, TF3, TF1), (TF2, TF3, TF1), (TF3, TF3, TF1), (TF0, TF4, TF1), (TF1, TF4, TF1), (TF2, TF4, TF1), (TF3, TF4, TF1)

6.10.3.4.6.10.1.2 Physical channel parameters

DPCH Downlink	Midamble	512 chips
	Codes and time slots	SF2 x 2 codes x 1 time slot
	Max. Number of data bits/radio frame	4272 bits
	TFCI code word	16 bits
	Puncturing limit	0.48

- 6.10.3.4.6.10.2 Downlink
- 6.10.3.4.6.10.2.1 Transport channel parameters
- 6.10.3.4.6.10.2.1.1 Transport channel parameters for HS-DSCH
- 6.10.3.4.6.10.2.1.1.1 MAC-d flow parameters for Streaming / unknown / DL: [guaranteed 128, max bit rate depending on UE category] kbps / PS RAB

Higher Layer	RAB/Signalling RB	RAB
RLC	Logical channel type	DTCH
	RLC mode	AM
	Payload sizes, bit	640
	Max data rate, bps	depends on UE category NOTE1
	AMD PDU header, bit	16
MAC	MAC-d header, bit	0
	MAC multiplexing	N/A
	MAC-d PDU size, bit	656
	MAC-hs header fixed part, bit	21
Layer 1	TrCH type	HS-DSCH
	TTI	10 ms
	Coding type	TC
	CRC, bit	24
NOTE1: The peak throughput may be limited by the maximum number of MAC-d PDUs that can be included in a single MAC-hs PDU (see [25.321]).		

- 6.10.3.4.6.10.2.1.1.2 MAC-d flow parameters for Streaming / unknown / DL: [max bit rate depending on UE category] kbps / PS RAB

See clause 6.10.3.4.6.1.2.1.1.1.

- 6.10.3.4.6.10.2.1.2 Transport channel parameters for DCH

- 6.10.3.4.6.10.2.1.2.1 Transport channel parameters for DL: 3.4 kbps SRBs for DCCH

See clause 6.10.3.4.1.2.2.1.1.

- 6.10.3.4.6.10.2.1.2.2 TFCS

See clause 6.10.3.4.1.2.2.1.2.

- 6.10.3.4.6.10.2.2 Physical channel parameters

- 6.10.3.4.6.10.2.2.1 Physical channel parameters on DPCH

See clause 6.10.3.4.1.2.2.2.

- 6.10.3.4.6.10.2.2.2 Physical channel parameters on HS-PDSCH

See clause 6.10.3.4.6.1.2.2.2.

- 6.10.3.4.6.11 Conversational / speech / UL:12.2 DL:12.2 kbps / CS RAB + Streaming / unknown / UL:128 DL: [guaranteed 128, max bit rate depending on UE category] kbps / PS RAB + Interactive or background / UL:128 DL: [max bit rate depending on UE category] / PS RAB + UL:3.4 DL:3.4 kbps SRBs for DCCH

- 6.10.3.4.6.11.1 Uplink

- 6.10.3.4.6.11.1.1 Transport channel parameters

- 6.10.3.4.6.11.1.1.1 Transport channel parameters for Conversational / Speech / UL12.2kbps / CS RAB

See clause 6.10.3.4.1.4.1.1.1.

6.10.3.4.6.11.1.1.2 Transport channel parameters for Streaming / unknown / UL:128 kbps / PS RAB

See clause 6.10.3.4.6.10.1.1.1.

6.10.3.4.6.11.1.1.3 Transport channel parameters for Interactive or background / UL:128 kbps / PS RAB

See clause 6.10.3.4.1.28.1.1.1.

6.10.3.4.6.11.1.1.4 Transport channel parameters for UL:3.4 kbps SRBs for DCCH

See clause 6.10.3.4.1.2.1.1.1.

6.10.3.4.6.11.1.1.5 TFCS

TFCS size	120
TFCS	(RAB subflow#1, RAB subflow#2, RAB subflow#3, 128 kbps RAB, 128 kbps RAB, DCCH)= (TF0,TF0,TF0,TF0,TF0,TF0), (TF1,TF0,TF0,TF0,TF0,TF0), (TF2,TF1,TF1,TF0,TF0,TF0), (TF0,TF0,TF0,TF1,TF0,TF0), (TF1,TF0,TF0,TF1,TF0,TF0), (TF2,TF1,TF1,TF1,TF0,TF0), (TF0,TF0,TF0,TF2,TF0,TF0), (TF1,TF0,TF0,TF2,TF0,TF0), (TF2,TF1,TF1,TF2,TF0,TF0), (TF0,TF0,TF0,TF3,TF0,TF0), (TF1,TF0,TF0,TF3,TF0,TF0), (TF2,TF1,TF1,TF3,TF0,TF0), (TF0,TF0,TF0,TF0,TF1,TF0), (TF1,TF0,TF0,TF0,TF1,TF0), (TF2,TF1,TF1,TF0,TF1,TF0), (TF0,TF0,TF0,TF1,TF1,TF0), (TF1,TF0,TF0,TF1,TF1,TF0), (TF2,TF1,TF1,TF1,TF1,TF0), (TF0,TF0,TF0,TF2,TF1,TF0), (TF1,TF0,TF0,TF2,TF1,TF0), (TF2,TF1,TF1,TF2,TF1,TF0), (TF0,TF0,TF0,TF3,TF1,TF0), (TF1,TF0,TF0,TF3,TF1,TF0), (TF2,TF1,TF1,TF3,TF1,TF0), (TF0,TF0,TF0,TF0,TF2,TF0), (TF1,TF0,TF0,TF0,TF2,TF0), (TF2,TF1,TF1,TF0,TF2,TF0), (TF0,TF0,TF0,TF1,TF2,TF0), (TF1,TF0,TF0,TF1,TF2,TF0), (TF2,TF1,TF1,TF1,TF2,TF0), (TF0,TF0,TF0,TF2,TF2,TF0), (TF1,TF0,TF0,TF2,TF2,TF0), (TF2,TF1,TF1,TF2,TF2,TF0), (TF0,TF0,TF0,TF3,TF2,TF0), (TF1,TF0,TF0,TF3,TF2,TF0), (TF2,TF1,TF1,TF3,TF2,TF0), (TF0,TF0,TF0,TF0,TF3,TF0), (TF1,TF0,TF0,TF0,TF3,TF0), (TF2,TF1,TF1,TF0,TF3,TF0), (TF0,TF0,TF0,TF1,TF3,TF0), (TF1,TF0,TF0,TF1,TF3,TF0), (TF2,TF1,TF1,TF1,TF3,TF0), (TF0,TF0,TF0,TF2,TF3,TF0), (TF1,TF0,TF0,TF2,TF3,TF0), (TF2,TF1,TF1,TF2,TF3,TF0), (TF0,TF0,TF0,TF3,TF3,TF0), (TF1,TF0,TF0,TF3,TF3,TF0), (TF2,TF1,TF1,TF3,TF3,TF0), (TF0,TF0,TF0,TF0,TF4,TF0), (TF1,TF0,TF0,TF0,TF4,TF0), (TF2,TF1,TF1,TF0,TF4,TF0), (TF0,TF0,TF0,TF1,TF4,TF0), (TF1,TF0,TF0,TF1,TF4,TF0), (TF2,TF1,TF1,TF1,TF4,TF0), (TF0,TF0,TF0,TF2,TF4,TF0), (TF1,TF0,TF0,TF2,TF4,TF0), (TF2,TF1,TF1,TF2,TF4,TF0), (TF0,TF0,TF0,TF3,TF4,TF0), (TF1,TF0,TF0,TF3,TF4,TF0), (TF2,TF1,TF1,TF3,TF4,TF0), (TF0,TF0,TF0,TF0,TF0,TF1), (TF1,TF0,TF0,TF0,TF0,TF1), (TF2,TF1,TF1,TF0,TF0,TF1), (TF0,TF0,TF0,TF1,TF0,TF1), (TF1,TF0,TF0,TF1,TF0,TF1), (TF2,TF1,TF1,TF1,TF0,TF1), (TF0,TF0,TF0,TF2,TF0,TF1), (TF1,TF0,TF0,TF2,TF0,TF1), (TF2,TF1,TF1,TF2,TF0,TF1), (TF0,TF0,TF0,TF3,TF0,TF1), (TF1,TF0,TF0,TF3,TF0,TF1), (TF2,TF1,TF1,TF3,TF0,TF1), (TF0,TF0,TF0,TF0,TF1,TF1), (TF1,TF0,TF0,TF0,TF1,TF1), (TF2,TF1,TF1,TF0,TF1,TF1), (TF0,TF0,TF0,TF1,TF1,TF1), (TF1,TF0,TF0,TF1,TF1,TF1), (TF2,TF1,TF1,TF1,TF1,TF1), (TF0,TF0,TF0,TF2,TF1,TF1), (TF1,TF0,TF0,TF2,TF1,TF1), (TF2,TF1,TF1,TF2,TF1,TF1), (TF0,TF0,TF0,TF3,TF1,TF1), (TF1,TF0,TF0,TF3,TF1,TF1), (TF2,TF1,TF1,TF3,TF1,TF1), (TF0,TF0,TF0,TF0,TF2,TF1), (TF1,TF0,TF0,TF0,TF2,TF1), (TF2,TF1,TF1,TF0,TF2,TF1), (TF0,TF0,TF0,TF1,TF2,TF1), (TF1,TF0,TF0,TF1,TF2,TF1), (TF2,TF1,TF1,TF1,TF2,TF1), (TF0,TF0,TF0,TF2,TF2,TF1), (TF1,TF0,TF0,TF2,TF2,TF1), (TF2,TF1,TF1,TF2,TF2,TF1), (TF0,TF0,TF0,TF3,TF2,TF1), (TF1,TF0,TF0,TF3,TF2,TF1), (TF2,TF1,TF1,TF3,TF2,TF1), (TF0,TF0,TF0,TF0,TF3,TF1), (TF1,TF0,TF0,TF0,TF3,TF1), (TF2,TF1,TF1,TF0,TF3,TF1), (TF0,TF0,TF0,TF1,TF3,TF1), (TF1,TF0,TF0,TF1,TF3,TF1), (TF2,TF1,TF1,TF1,TF3,TF1), (TF0,TF0,TF0,TF2,TF3,TF1), (TF1,TF0,TF0,TF2,TF3,TF1), (TF2,TF1,TF1,TF2,TF3,TF1), (TF0,TF0,TF0,TF3,TF3,TF1), (TF1,TF0,TF0,TF3,TF3,TF1), (TF2,TF1,TF1,TF3,TF3,TF1), (TF0,TF0,TF0,TF0,TF4,TF1), (TF1,TF0,TF0,TF0,TF4,TF1), (TF2,TF1,TF1,TF0,TF4,TF1), (TF0,TF0,TF0,TF1,TF4,TF1), (TF1,TF0,TF0,TF1,TF4,TF1), (TF2,TF1,TF1,TF1,TF4,TF1), (TF0,TF0,TF0,TF2,TF4,TF1), (TF1,TF0,TF0,TF2,TF4,TF1), (TF2,TF1,TF1,TF2,TF4,TF1), (TF0,TF0,TF0,TF3,TF4,TF1), (TF1,TF0,TF0,TF3,TF4,TF1), (TF2,TF1,TF1,TF3,TF4,TF1)

6.10.3.4.6.11.1.2 Physical channel parameters

DPCH Downlink	Midamble	512 chips
	Codes and time slots	SF2 x 2 codes x 1 time slot
	Max. Number of data bits/radio frame	4272 bits
	TFCI code word	16 bits
	Puncturing limit	0.44

6.10.3.4.6.11.2 Downlink

6.10.3.4.6.11.2.1 Transport channel parameters

6.10.3.4.6.11.2.1.1 Transport channel parameters for HS-DSCH

6.10.3.4.6.11.2.1.1.1 MAC-d flow parameters for Streaming / unknown / DL: [guaranteed 128, max bit rate depending on UE category] kbps / PS RAB

See clause 6.10.3.4.6.10.2.1.1.1.

6.10.3.4.6.11.2.1.1.2 MAC-d flow parameters for Interactive or background / DL: [max bit rate depending on UE category] / PS RAB

See clause 6.10.3.4.6.1.2.1.1.1.

6.10.3.4.6.11.2.1.2 Transport channel parameters for DCH

6.10.3.4.6.11.2.1.2.1 Transport channel parameters for Conversational / speech / DL:12.2 kbps / CS RAB

See clause 6.10.3.4.1.4.2.1.1.

6.10.3.4.6.11.2.1.2.2 Transport channel parameters for DL: 3.4 kbps SRBs for DCCH

See clause 6.10.3.4.1.2.2.1.1.

6.10.3.4.6.11.2.1.2.3 TFCS

See clause 6.10.3.4.1.4.2.1.3.

6.10.3.4.6.11.2.2 Physical channel parameters

6.10.3.4.6.11.2.2.1 Physical channel parameters on DPCH

See clause 6.10.3.4.1.4.2.2.

6.10.3.4.6.11.2.2.2 Physical channel parameters on HS-PDSCH

See clause 6.10.3.4.6.1.2.2.2.

6.10.3.4.7 Combinations on HS-PDSCH and E-PUCH

6.10.3.4.7.1 Streaming or interactive or background / UL: [max bit rate depending on UE category and TTI] DL: [max bit rate depending on UE category] / PS RAB + UL:3.4 DL:3.4 kbps SRBs for DCCH on DCH

6.10.3.4.7.1.1 Uplink

6.10.3.4.7.1.1.1 Transport channel parameters

6.10.3.4.7.1.1.1.1 Transport channel parameters for E-DCH

6.10.3.4.7.1.1.1.1.1 MAC-d flow parameters for Streaming or interactive or background / UL: [max bit rate depending on UE category and TTI] / PS RAB

Higher layer	RAB/Signalling RB	RAB
RLC	Logical channel type	DTCH
	RLC mode	AM
	Payload sizes, bit	320
	Max data rate, bps	Depends on UE category and TTI
	AMD PDU header, bit	16
MAC	MAC multiplexing	N/A
	MAC-d PDU size, bit	336
	MAC-e/es header fixed part, bit	18
Layer 1	TrCH type	E-DCH
	TTI	10ms
	Coding type	TC
	CRC, bit	24

6.10.3.4.7.1.1.1.2 Transport channel parameters for DCH

6.10.3.4.7.1.1.1.2.1 Transport channel parameters for UL:3.4 kbps SRBs for DCCH

See clause 6.10.3.4.1.2.1.1.1.

6.10.3.4.7.1.1.2 Physical channel parameters

6.10.3.4.7.1.1.2.1 Physical channel parameters on E-PUCH

Note that each alternative configuration in physical channel parameters is stand-alone and can be associated with any of the RAB alternatives in the transport channel parameters.

UE E-DCH Physical Layer category 1:

E-PUCH	Number of processes	4
	Max Data Rate	1.7360Mbps

UE E-DCH Physical Layer category 2:

E-PUCH	Number of processes	4
	Max Data Rate	3.4752Mbps

UE E-DCH Physical Layer category 3:

E-PUCH	Number of processes	4
	Max Data Rate	5.2416Mbps

UE E-DCH Physical Layer category 4:

E-PUCH	Number of processes	4
	Max Data Rate	6.9536Mbps

UE E-DCH Physical Layer category 5:

E-PUCH	Number of processes	4
	Max Data Rate	10.4864Mbps

6.10.3.4.7.1.1.2.2 Physical channel parameters for DPCH

See clause 6.10.3.4.1.2.1.2

6.10.3.4.7.1.2 Downlink

See clause 6.10.3.4.6.1.2.

6.10.3.4.7.3 Streaming or interactive or background / UL: [max bit rate depending on UE category and TTI] DL: [max bit rate depending on UE category] / PS RAB + UL: [max bit rate depending on UE category and TTI] DL: [max bit rate depending on UE category] SRBs for DCCH on E-DCH and HS-DSCH

6.10.3.4.7.3.1 Uplink

See clause 6.10.3.4.7.1.1.

6.10.3.4.7.3.1.2 Physical channel parameters

6.10.3.4.7.3.1.2.1 Physical channel parameters on E-PUCH

See clause 6.10.3.4.7.1.1.2.1.

6.10.3.4.7.3.2 Downlink

6.10.3.4.7.3.2.1 Transport channel parameters

6.10.3.4.7.3.2.1.1 Transport channel parameters for HS-DSCH

6.10.3.4.7.3.2.1.1.1 MAC-d flow#1 parameters for Streaming or interactive or background / DL: [max bit rate depending on UE category] / PS RAB

See clause 6.10.3.4.6.1.2.1.1.1.

6.10.3.4.7.3.2.1.1.2 MAC-d flow#2 parameters for DL: [max bit rate depending on UE category] SRBs for HS-DSCH

Higher layer	RAB/Signalling RB	SRB#1	SRB#2	SRB#3	SRB#4
RLC	Logical channel type	DCCH	DCCH	DCCH	DCCH
	RLC mode	UM	AM	AM	AM
	Payload sizes, bit	136	128	128	128
	Max data rate, bps	Depends on UE category (NOTE)			
	AMD PDU header, bit	8	16	16	16
MAC	MAC-d header, bit	4	4	4	4
	MAC multiplexing	4 logical channel multiplexing			
	MAC-d PDU size, bit	148			
	MAC-hs header fixed part, bit	21			
Layer 1	TrCH type	HS-DSCH			
	TTI	10 ms			
	Coding type	TC			
	CRC, bit	24			
NOTE:	The peak throughput may be limited by the maximum number of MAC-d PDUs that can be included in a single MAC-hs PDU (see 3GPP TS 25.321 [38]).				

6.10.3.4.7.3.2.2 Physical channel parameters

6.10.3.4.7.3.2.2.1 Physical channel parameters on HS-PDSCH.

See clause 6.10.3.4.6.1.2.2.2.

6.10.3.4.7.4 Conversational / speech / UL:12.2 DL:12.2 kbps / CS RAB + Streaming or interactive or background / UL: [max bit rate depending on UE category and TTI] DL: [max bit rate depending on UE category] / PS RAB + UL:3.4 DL:3.4 kbps SRBs for DCCH

6.10.3.4.7.4.1 Uplink

6.10.3.4.7.4.1.1 Transport channel parameters

6.10.3.4.7.4.1.1.1 Transport channel parameters for E-DCH

6.10.3.4.7.4.1.1.1.1 MAC-d flow parameters for Streaming or interactive or background / UL: [max bit rate depending on UE category and TTI] / PS RAB

See clause 6.10.3.4.7.1.1.1.1.1.

6.10.3.4.7.4.1.1.2 Transport channel parameters for Conversational / speech / UL:12.2 kbps / CS RAB

See clause 6.10.3.4.1.4.1.1.1.

6.10.3.4.7.4.1.1.3 Transport channel parameters for UL:3.4 kbps SRBs for DCCH

See clause 6.10.3.4.1.2.1.1.1.

6.10.3.4.7.4.1.1.4 TFCS

See clause 6.10.3.4.1.4.1.1.3.

6.10.3.4.7.4.1.2 Physical channel parameters

6.10.3.4.7.4.1.2.1 Physical channel parameters on E-PUCH

See clause 6.10.3.4.7.1.1.2.1.

6.10.3.4.7.4.1.2.2 Physical channel parameters on DCH

See clause 6.10.3.4.1.4.1.2.

6.10.3.4.7.4.2 Downlink

See clause 6.10.3.4.6.3.2.

6.10.3.4.7.5 Streaming or interactive or background / UL:[max bit rate depending on UE category and TTI] DL: [max bit rate depending on UE category] kbps / PS RAB + Streaming or interactive or background / UL: [max bit rate depending on UE category and TTI] DL: [max bit rate depending on UE category] / PS RAB + UL:[max bit rate depending on UE category and TTI] DL:3.4 kbps SRBs for DCCH on E-DCH and DL DCH

6.10.3.4.7.5.1 Uplink

6.10.3.4.7.5.1.1 Transport channel parameters

6.10.3.4.7.5.1.1.1 Transport channel parameters for E-DCH

MAC-e multiplexing between all MAC-d flows in the same MAC-e PDU shall be configured.

6.10.3.4.7.5.1.1.1.1 MAC-d flow #1 parameters for Streaming or interactive or background / UL: [max bit rate depending on UE category and TTI] / PS RAB

See clause 6.10.3.4.7.1.1.1.1.1.

6.10.3.4.7.5.1.1.1.2 MAC-d flow #2 parameters for Streaming or interactive or background / UL: [max bit rate depending on UE category and TTI] / PS RAB

See clause 6.10.3.4.7.1.1.1.1.1.

6.10.3.4.7.5.1.1.1.3 MAC-d flow #3 parameters for UL: [max bit rate depending on UE category and TTI] SRBs for E-DCH

See clause 6.10.3.4.7.2.1.1.1.2.

6.10.3.4.7.5.1.2 Physical channel parameters

6.10.3.4.7.5.1.2.1 Physical channel parameters on E-PUCH

See clause 6.10.3.4.7.1.1.2.1.

6.10.3.4.7.5.2 Downlink

See clause 6.10.3.4.6.3.2.

6.11 Common Radio Bearer configurations for other test purposes

The common radio bearer configurations are used for functional testing of various UE functions. Only common configurations that are used by multiple test cases and are not covered by the reference radio bearer configurations in clause 6.10 are specified in the present clause. Radio bearer configurations only used by a single test case are specified in the actual test case itself.

NOTE If not specifically specified then the mid-value of the RM attribute value range as specified by the actual reference radio bearer configuration shall be applied for testing.

NOTE The order of tables and MAC-d flow numbering in this section may be different than the RB IDs and MAC-d flow IDs as defined in default messages in section 9.

6.11.1 Unacknowledged Mode Radio Bearer configuration (7 bit Length Indicator)

This configuration is based on the Interactive or background / UL:8 DL 8 kbps / PS RAB + UL:3.4 DL 3.4 kbps SRBs for DCCH (see clause 6.10.2.4.1.23a) with the transport channels parameters of the RAB and TFCS defined as follows.

6.11.1.1 Transport channel parameters for the Uplink RAB

Higher layer	RAB/Signalling RB		RAB
RLC	Logical channel type		DTCH
	RLC mode		UM
	Payload sizes, bit		328
	Max data rate, bps		8 200
	UMD PDU header, bit		8
MAC	MAC header, bit		0
	MAC multiplexing		N/A
Layer 1	TrCH type		DCH
	TB sizes, bit		336
	TFS	TF0, bits	0x336
		TF1, bits	1x336
	TTI, ms		40
	Coding type		CC 1/3
	CRC, bit		16
	Max number of bits/TTI after channel coding		1 080
	Uplink: Max number of bits/radio frame before rate matching		270
	RM attribute		135 to 175

6.11.1.2 TFCS

TFCS size	4
TFCS	(8 kbps RAB, DCCH)= (TF0, TF0), (TF1, TF0), (TF0, TF1), (TF1, TF1)

6.11.1.3 Transport channel parameters for the Downlink RAB

Higher layer	RAB/Signalling RB		RAB
RLC	Logical channel type		DTCH
	RLC mode		UM
	Payload sizes, bit		328
	Max data rate, bps		8 200
	UMD PDU header, bit		8
MAC	MAC header, bit		0
	MAC multiplexing		N/A
Layer 1	TrCH type		DCH
	TB sizes, bit		336
	TFS	TF0, bits	0x336
		TF1, bits	1x336

	TTI, ms	40
	Coding type	CC 1/3
	CRC, bit	16
	Max number of bits/TTI after channel coding	1 080
	RM attribute	135 to 175

6.11.1.4 TFCS

TFCS size	4
TFCS	(8 kbps RAB, DCCH)= (TF0, TF0), (TF1, TF0), (TF0, TF1), (TF1, TF1)

6.11.1a Streaming / unknown / DL:64 kbps / PS RAB + Interactive or background / UL:8 DL:8 kbps / PS RAB + UL:3.4 DL:3.4 kbps SRBs for DCCH

6.11.1a.1 Uplink

6.11.1a.1.1 Transport channel parameters

6.11.1a.1.1.1 Transport channel parameters for Interactive or background / UL:8 kbps / PS RAB

See clause 6.10.2.4.1.38b.1.1.2.

6.11.1a.1.1.2 Transport channel parameters for UL:3.4 kbps SRBs for DCCH

See clause 6.10.2.4.1.2.1.1.1.

6.11.1a.1.1.3 TFCS

See clause 6.10.2.4.1.23a.1.1.3

6.11.1a.1.2 Physical channel parameters

See clause 6.10.2.4.1.23a.1.2

6.11.1a.2 Downlink

6.11.1a.2.1 Transport channel parameters

6.11.1a.2.1.1 Transport channel parameters for Streaming / unknown / DL:64 kbps / PS RAB

Higher layer	RAB/Signalling RB	RAB	
RLC	Logical channel type	DTCH	
	RLC mode	UM	
	Payload sizes, bit	648	
	Max data rate, bps	64 800	
	UM PDU header, bit	8	
MAC	MAC header, bit	0	
	MAC multiplexing	N/A	
Layer 1	TrCH type	DCH	
	TB sizes, bit	656	
	TFS	TF0, bits	0x656
		TF1, bits	1x656
		TF2, bits	2x656
		TF3, bits	4x656
	TTI, ms	40	
	Coding type	TC	
	CRC, bit	16	
	Max number of bits/TTI after channel coding	8 076	
RM attribute	125 to 165		

6.11.1a.2.1.2 Transport channel parameters for Interactive or background / DL:8 kbps / PS RAB

See clause 6.10.2.4.1.38b.2.1.2.

6.11.1a.2.1.3 Transport channel parameters for DL:3.4 kbps SRBs for DCCH

See clause 6.10.2.4.1.2.2.1.1.

6.11.1a.2.1.4 TFCS

See clause 6.10.2.4.1.58.2.1.4

6.11.1a.2.2 Physical channel parameters

See clause 6.10.2.4.1.58.2.2

6.11.1b Streaming / unknown / DL:64 kbps / PS RAB + UL:3.4 DL:3.4 kbps SRBs for DCCH

6.11.1b.1 Uplink

6.11.1b.1.1 Transport channel parameters

6.11.1b.1.1.1 Transport channel parameters for UL:3.4 kbps SRBs for DCCH

See clause 6.10.2.4.1.2.1.1.1.

6.11.1b.1.1.2 TFCS

See clause 6.10.2.4.1.2.1.1.3

6.11.1b.1.2 Physical channel parameters

See clause 6.10.2.4.1.2.1.2

6.11.1b.2 Downlink

6.11.1b.2.1 Transport channel parameters

6.11.1b.2.1.1 Transport channel parameters for Streaming / unknown / DL:64 kbps / PS RAB

See Clause 6.10.2.4.xx.2.1.1

6.11.1b.2.1.2 Transport channel parameters for DL:3.4 kbps SRBs for DCCH

See clause 6.10.2.4.1.2.2.1.1.

6.11.1b.2.1.3 TFCS

TFCS size	8
TFCS	(64 kbps RAB, DCCH)= (TF0,TF0), (TF1, TF0), (TF2, TF0), (TF3, TF0), (TF0, TF1), (TF1, TF1), (TF2, TF1), (TF3, TF1)

6.11.1b.2.2 Physical channel parameters

DPCH Downlink	DTX position		Flexible
	Spreading factor		32
	DPCCH	Number of TFCI bits/slot	8
		Number of TPC bits/slot	4
		Number of Pilot bits/slot	8
	DPDCH	Number of data bits/slot	140
Number of data bits/frame		2 100	

6.11.1c 8kbps RB for MBSFN MTCH (3.84 Mcps TDD)

6.11.1c.1 Transport channel parameters

6.11.1c.1.1 Transport channel parameters for 8 kbps PS RAB

Higher layer	RAB/signalling RB		RAB
	User of Radio Bearer		MBMS
RLC	Logical channel type		MTCH
	RLC mode		UM
	Payload sizes, bit		328
	Max data rate, bps		8200
	UMD PDU header, bit		8
MAC	MAC header, bit		9
	MAC multiplexing		N/A
Layer 1	TrCH type		FACH
	TB sizes, bit		345
	TFS	TF0, bits	0x345
		TF1, bits	1x345
	TTI, ms		40
	Coding type		TC
	CRC, bit		16
	Max number of bits/TTI after channel coding		1095
	Max number of bits/radio frame before rate matching		274
	RM attribute		128

6.11.1c.1.2 TFCS

TFCS size	2
TFCS	8 kbps RAB =TF0, TF1

6.11.1c.2 Physical channel parameters

S-CCPCH	Midamble	320 chips (burst type 4)
	Codes and time slots	SF16 x 1 code x 1 time slot
	Modulation	QPSK
	Max. Number of data bits/radio frame	248 bits
	TFCI code word	(16,5)
	Puncturing limit	0.84

6.11.1d 8kbps RB for MBSFN MTCH (7.68 Mcps TDD)

6.11.1d.1 Transport channel parameters

6.11.1d.1.1 Transport channel parameters for 8 kbps PS RAB

See clause 6.11.1c.1.1

6.11.1d.1.2 TFCS

TFCS size	2
TFCS	8 kbps RAB =TF0, TF1

6.11.1d.2 Physical channel parameters

S-CCPCH	Midamble	640 chips (burst type 4)
	Codes and time slots	SF32 x 1 code x 1 time slot
	Modulation	QPSK
	Max. Number of data bits/radio frame	248 bits
	TFCI code word	(16,5)
	Puncturing limit	0.84

6.11.1e 8kbps RB for MBSFN MTCH (3.84 Mcps TDD IMB)

6.11.1e.1 Transport channel parameters

6.11.1e.1.1 Transport channel parameters for 8kbps PS RAB

Higher layer	RAB/signalling RB		RAB
	User of Radio Bearer		MBMS
RLC	Logical channel type		MTCH
	RLC mode		UM
	Payload sizes, bit		328
	Max data rate, bps		8200
	UMD PDU header, bit		8
MAC	MAC header, bit		8
	MAC multiplexing		N/A
Layer 1	TrCH type		FACH
	TB sizes, bit		344
	TFS	TF0, bits	0x344
		TF1, bits	1x344
	TTI, ms		40
	Coding type		TC
	CRC, bit		16
	Max number of bits/TTI after channel coding		1092
	Max number of bits/radio frame before rate matching		273
	RM attribute		128

6.11.1e.1.2 TFCS

TFCS size	2
TFCS	8 kbps RAB =TF0, TF1

6.11.1e.2 Physical channel parameters

S-CCPCH Type 2	DTX position		Flexible
	Spreading factor		16
	Number of codes		1
	Number of data bits/slot		272
	Number of data bits/frame		816
	Modulation		QPSK
	Slot Format #		Format 3

6.11.2 Unacknowledged Mode Radio Bearer configuration (15 bit Length Indicator)

This configuration is based on the Interactive or background / UL:64 DL 64 kbps / PS RAB + UL:3.4 DL 3.4 kbps SRBs for DCCCH (see clause 6.10.2.4.1.26) with the transport channels parameters of the RAB defined as followed.

6.11.2.1 Transport channel parameters for the Uplink RAB

Higher layer	RAB/Signalling RB		RAB
RLC	Logical channel type		DTCH
	RLC mode		UM
	Payload sizes, bit		1 336
	Max data rate, bps		66 800
	UMD PDU header, bit		8
MAC	MAC header, bit		0
	MAC multiplexing		N/A
Layer 1	TrCH type		DCH
	TB sizes, bit		1 344
	TFS	TF0, bits	0x1344
		TF1, bits	1x1344
	TTI, ms		20

	Coding type	TC
	CRC, bit	16
	Max number of bits/TTI after channel coding	4 092
	Uplink: Max number of bits/radio frame before rate matching	2 046
	RM attribute	130 to 170

6.11.2.2 Transport channel parameters for the Downlink RAB

Higher layer	RAB/Signalling RB	RAB	
RLC	Logical channel type	DTCH	
	RLC mode	UM	
	Payload sizes, bit	1 336	
	Max data rate, bps	66 800	
	UMD PDU header, bit	8	
MAC	MAC header, bit	0	
	MAC multiplexing	N/A	
Layer 1	TrCH type	DCH	
	TB sizes, bit	1 344	
	TFS	TF0, bits	0x1344
		TF1, bits	1x1344
	TTI, ms	20	
	Coding type	TC	
	CRC, bit	16	
	Max number of bits/TTI after channel coding	4 092	
	RM attribute	130 to 170	

6.11.2a 64kbps RB for MBSFN MTCH (3.84 Mcps TDD)

6.11.2a.1 Transport channel parameters

6.11.2a.1.1 Transport channel parameters for 64 kbps PS RAB

Higher layer	RAB/signalling RB	RAB	
	User of Radio Bearer	MBMS	
RLC	Logical channel type	MTCH	
	RLC mode	UM	
	Payload sizes, bit	1336	
	Max data rate, bps	66800	
	UMD PDU header, bit	8	
MAC	MAC header, bit	9	
	MAC multiplexing	N/A	
Layer 1	TrCH type	FACH	
	TB sizes, bit	1353	
	TFS	TF0, bits	0x1353
		TF1, bits	1x1353
	TTI, ms	20	
	Coding type	TC	
	CRC, bit	16	
	Max number of bits/TTI after channel coding	4119	
	Max number of bits/radio frame before rate matching	2060	
	RM attribute	128	

6.11.2a.1.2 TFCS

TFCS size	2
TFCS	64 kbps RAB = TF0, TF1

6.11.2a.2 Physical channel parameters

S-CCPCH	Midamble	320 chips (burst type 4)
	Codes and time slots	SF16 x 8 codes x 1 time slot
	Modulation	QPSK

	Max. Number of data bits/radio frame	2096 bits
	TFCI code word	(16,5)
	Puncturing limit	1

6.11.2b 64kbps RB for MBSFN MTCH (7.68 Mcps TDD)

6.11.2b.1 Transport channel parameters

6.11.2b.1.1 Transport channel parameters for 64 kbps PS RAB

See clause 6.11.2a.1.1

6.11.2b.1.2 TFCS

TFCS size	2
TFCS	64 kbps RAB =TF0, TF1

6.11.2b.2 Physical channel parameters

S-CCPCH	Midamble	640 chips (burst type 4)
	Codes and time slots	SF32 x 8 codes x 1 time slot
	Modulation	QPSK
	Max. Number of data bits/radio frame	2096 bits
	TFCI code word	(16,5)
	Puncturing limit	1

6.11.3 Acknowledged Mode Radio Bearer configuration (7 bit Length Indicator)

This configuration is based on the Interactive or background / UL:8 DL 8 kbps / PS RAB + UL:3.4 DL 3.4 kbps SRBs for DCCH (see clause 6.10.2.4.1.23a) with the transport channels parameters of the RAB and TFCS defined as follows.

6.11.3.1 Transport channel parameters for the Uplink RAB

Higher layer	RAB/Signalling RB	RAB	
RLC	Logical channel type	DTCH	
	RLC mode	AM	
	Payload sizes, bit	128	
	Max data rate, bps	6 400	
	UMD PDU header, bit	16	
MAC	MAC header, bit	0	
	MAC multiplexing	N/A	
Layer 1	TrCH type	DCH	
	TB sizes, bit	144	
	TFS	0x144	0x144
		1x144	1x144
	TTI, ms	20	
	Coding type	CC 1/3	
	CRC, bit	16	
	Max number of bits/TTI after channel coding	504	
	Uplink: Max number of bits/radio frame before rate matching	252	
	RM attribute	135 to 175	

6.11.3.2 TFCS

TFCS size	4
TFCS	(RAB, DCCH)= (TF0, TF0), (TF1, TF0), (TF0, TF1), (TF1, TF1)

6.11.3.3 Transport channel parameters for the Downlink RAB

Higher layer	RAB/Signalling RB	RAB	
RLC	Logical channel type	DTCH	
	RLC mode	AM	
	Payload sizes, bit	128	
	Max data rate, bps	6 400	
	UMD PDU header, bit	16	
MAC	MAC header, bit	0	
	MAC multiplexing	N/A	
Layer 1	TrCH type	DCH	
	TB sizes, bit	144	
	TFS	0x144	0x144
		1x144	1x144
	TTI, ms	20	
	Coding type	CC 1/3	
	CRC, bit	16	
	Max number of bits/TTI after channel coding	504	
	RM attribute	135 to 175	

6.11.3.4 TFCS

TFCS size	4
TFCS	(RAB, DCCH)= (TF0, TF0), (TF1, TF0), (TF0, TF1), (TF1, TF1)

6.11.4 Acknowledged Mode Radio Bearer configuration (15 bit Length Indicator)

This configuration is based on the Interactive or background / UL:64 DL 64 kbps / PS RAB + UL:3.4 DL 3.4 kbps SRBs for DCCH (see clause 6.10.2.4.1.26) with the transport channels parameters of the RAB defined as followed.

6.11.4.1 Transport channel parameters for the Uplink RAB

Higher layer	RAB/Signalling RB	RAB	
RLC	Logical channel type	DTCH	
	RLC mode	AM	
	Payload sizes, bit	1 328	
	Max data rate, bps	66 400	
	AMD PDU header, bit	16	
MAC	MAC header, bit	0	
	MAC multiplexing	N/A	
Layer 1	TrCH type	DCH	
	TB sizes, bit	1 344	
	TFS	TF0, bits	0x1344
		TF1, bits	1x1344
	TTI, ms	20	
	Coding type	TC	
	CRC, bit	16	
	Max number of bits/TTI after channel coding	4 092	
	Uplink: Max number of bits/radio frame before rate matching	2 046	
	RM attribute	130 to 170	

6.11.4.2 Transport channel parameters for the Downlink RAB

Higher layer	RAB/Signalling RB	RAB
RLC	Logical channel type	DTCH
	RLC mode	AM
	Payload sizes, bit	1 328
	Max data rate, bps	66 400
	AMD PDU header, bit	16
MAC	MAC header, bit	0

	MAC multiplexing	N/A	
Layer 1	TrCH type	DCH	
	TB sizes, bit	1 344	
	TFS	TF0, bits	0x1344
		TF1, bits	1x1344
	TTI, ms	20	
	Coding type	TC	
	CRC, bit	16	
	Max number of bits/TTI after channel coding	4 092	
	RM attribute	130 to 170	

6.11.4a Reference Radio Bearer configurations used in MAC-hs testing

6.11.4a.1 5 x Interactive or background / UL: 8 kbps DL: [max bit rate depending on UE category] / UM PS RAB

This reference radio bearer configuration is used by the MAC-hs test case 7.1.5.2 in 3GPP TS 34.123-1 [1].

6.11.4a.1.1 Uplink

6.11.4a.1.1.1 Uplink Transport channel parameters for DCH

6.11.4a.1.1.1.1 Transport channel parameters for 5 x Interactive or background / UL:8 kbps / PS RAB

Higher layer	RAB/Signalling RB	RB5	RB6	RB7	RB8	RB9	
RLC	Logical channel type	DTCH	DTCH	DTCH	DTCH	DTCH	
	RLC mode	UM	UM	AM	AM	AM	
	Payload sizes, bit	328	328	320	320	320	
	Max data rate, bps	8 200	8 200	8 000	8 000	8 000	
	UMD/AMD PDU header, bit	8	8	16	16	16	
MAC	MAC header, bit	4	4	4	4	4	
	MAC multiplexing	5 logical channel multiplexing					
Layer 1	TrCH type	DCH					
	TB sizes, bit	340					
	TFS	TF0, bits	0x340				
		TF1, bits	1x340				
	TTI, ms	40					
	Coding type	TC					
	CRC, bit	16					
	Max number of bits/TTI after channel coding	1 080					
	Uplink: Max number of bits/radio frame before rate matching	270					
RM attribute	135 to 175						

6.11.4a.1.1.1.2 Transport channel parameters for UL:3.4 kbps SRBs for DCCH

See clause 6.10.2.4.1.2.1.1.1.

6.11.4a.1.1.1.3 Uplink TFCS

TFCS size	4
TFCS	(5x8 kbps PS RAB, DCCH)= (TF0, TF0), (TF1, TF0), (TF0, TF1), (TF1, TF1)

6.11.4a.1.1.2 Uplink physical channel parameters

DPCH Uplink	Min spreading factor	64
	Max number of DPDCH data bits/radio frame	600
	Puncturing Limit	1.0

6.11.4a.1.2 Downlink

6.11.4a.1.2.1 Transport channel parameters for HS-DSCH

6.11.4a.1.2.1.1 MAC-d flow #1 parameters for 2 x Interactive or background / DL: [max bit rate depending on UE category] / PS RAB

Higher layer	RAB/Signalling RB	RB5	RB6
RLC	Logical channel type	DTCH	DTCH
	RLC mode	UM	UM
	Payload sizes, bit	328	328
	Max data rate, bps	depends on UE category	depends on UE category
	UMD PDU header, bit	8	8
MAC-d	MAC-d header, bit	4	4
	MAC multiplexing	2 logical channel multiplexing	
	MAC-d PDU size, bit	340	

6.11.4a.1.2.1.2 MAC-d flow #2 parameters for 2 x Interactive or background / DL: [max bit rate depending on UE category] / PS RAB

Higher layer	RAB/Signalling RB	RB7	RB8
RLC	Logical channel type	DTCH	DTCH
	RLC mode	AM	AM
	Payload sizes, bit	320	320
	Max data rate, bps	depends on UE category	depends on UE category
	AMD PDU header, bit	16	16
MAC-d	MAC-d header, bit	4	4
	MAC multiplexing	2 logical channel multiplexing	
	MAC-d PDU size, bit	340	

6.11.4a.1.2.1.3 MAC-d flow#3 parameters for Interactive or background / DL: [max bit rate depending on UE category] / PS RAB

Higher layer	RAB/Signalling RB	RB9
RLC	Logical channel type	DTCH
	RLC mode	AM
	Payload sizes, bit	320
	Max data rate, bps	depends on UE category
	AMD PDU header, bit	16
MAC-d	MAC-d header, bit	0
	MAC multiplexing	N/A
	MAC-d PDU size, bit	336

6.11.4a.1.2.1.4 MAC-hs and Layer 1 parameters for Interactive or background / DL: [max bit rate depending on UE category] / PS RAB

MAC-hs	MAC-hs header fixed part, bit	21
Layer 1	TrCH type	HS-DSCH
	TTI	2 ms
	Coding type	TC
	CRC, bit	24

6.11.4a.1.2.2 Downlink Transport channel parameters for DCH

6.11.4a.1.2.2.1 Transport channel parameters for DL: 3.4 kbps SRBs for DCCH

See clause 6.10.2.4.1.2.2.1.1.

6.11.4a.1.2.2.2 Downlink TFCS

TFCS size	2
TFCS	SRBs for DCCH = TF0, TF1

6.11.4a.1.2.3 Downlink physical channel parameters

6.11.4a.1.2.3.1 Downlink physical channel parameters on DPCH

See clause 6.10.2.4.1.2.2.2.

6.11.4a.1.2.3.2 Physical channel parameters on HS-PDSCH

UE HS-DSCH Physical Layer:

HS-PDSCH	Number of processes	2
	Process memory size	Split equally among all processes
	Max Data Rate	Depending on UE category

6.11.4b Interactive or background / UL: 0 kbps DL: 0 kbps PS RAB

This reference radio bearer configuration is used by the RRC test case 8.4.1.43 in 3GPP TS 34.123-1 [1].

6.11.4b.1 Uplink

6.11.4b.1.1 Uplink Transport channel parameters for DCH

6.11.4b.1.1.1 Transport channel parameters for Interactive or background / UL:0 kbps / PS RAB

Higher layer	RAB/Signalling RB	RAB	
RLC	Logical channel type	DTCH	
	RLC mode	AM	
	Payload sizes, bit	320	
	Max data rate, bps	0	
	AMD PDU header, bit	16	
MAC	MAC header, bit	0	
	MAC multiplexing	N/A	
Layer 1	TrCH type	DCH	
	TB sizes, bit	336	
	TFS	TF0, bits	0x336
	TTI, ms	20	
	Coding type	CC	
	CRC, bit	16	
	Max number of bits/TTI after channel coding	0	
	Uplink: Max number of bits/radio frame before rate matching	0	
	RM attribute	130 to 170	

6.11.4b.1.1.2 Uplink TFCS

TFCS size	2
TFCS	(0 kbps RAB, DCCH)= (TF0, TF0), (TF0, TF1)

6.11.4b.1.2 Uplink physical channel parameters

DPCH Uplink	Min spreading factor	64
	Max number of DPDCH data bits/radio frame	600
	Puncturing Limit	1.0

6.11.4b.2 Downlink

6.11.4b.2.1 Downlink Transport channel parameters for DCH

6.11.4b.2.1.1 Transport channel parameters for Interactive or background / DL:0 kbps / PS RAB

Higher layer	RAB/Signalling RB	RAB
RLC	Logical channel type	DTCH

	RLC mode	AM
	Payload sizes, bit	320
	Max data rate, bps	0
	AMD PDU header, bit	16
MAC	MAC header, bit	0
	MAC multiplexing	N/A
Layer 1	TrCH type	DCH
	TB sizes, bit	336
	TFS TF0, bits	0x336
	TTI, ms	20
	Coding type	CC
	CRC, bit	16
	Max number of bits/TTI after channel coding	0
	RM attribute	130 to 170

6.11.4b.2.1.1.2 Downlink TFCS

TFCS size	2
TFCS	(0 kbps RAB, DCCH)= (TF0, TF0), (TF0, TF1)

6.11.4b.2.2 Downlink physical channel parameters

DPCH Downlink	DTX position		Flexible
	Spreading factor		128
	DPCCH	Number of TFCI bits/slot	2
		Number of TPC bits/slot	2
		Number of Pilot bits/slot	4
	DPDCH	Number of data bits/slot	34
		Number of data bits/frame	510

6.11.4c Streaming or interactive or background / UL: [max bit rate depending on UE category and TTI] DL: [max bit rate depending on UE category] / PS RAB + UL:3.4 DL:3.4 kbps SRBs for DCCH on DCH

6.11.4c.1 Uplink

6.11.4c.1.1 Transport channel parameters

6.11.4c.1.1.1 Transport channel parameters for E-DCH

6.11.4c.1.1.1.1 MAC-d flow parameters for Streaming or interactive or background / UL: [max bit rate depending on UE category and TTI] / PS RAB

		Alt 1 Fixed RLC + MAC- e/es (Rel-6 and later) NOTE 2	Alt 2 Fixed RLC + MAC-i/is (Rel-8 and later releases) NOTE 2	Alt 3 Flexible RLC + MAC- i/is (Rel-8 and later releases) NOTE 2
Higher layer	RAB/Signalling RB	RAB		
RLC	Logical channel type	DTCH		
	RLC mode	UM		
	Payload sizes, bit	328	328	Flexible up to 12000
	Max data rate, bps	Depends on UE category and TTI		
	UMD PDU header, bit	8		
MAC	MAC multiplexing	N/A	N/A	N/A
	MAC-d PDU size, bit	336	336	Flexible
	MAC type	MAC-e/es	MAC-i/is	MAC-i/is
	MAC-e/es / MAC-i/is header fixed part, bit	18	24	24
Layer 1	TrCH type	E-DCH		
	TTI	10ms (alt. 2ms) (NOTE 1)		
	Coding type	TC		
	CRC, bit	24		
NOTE 1: The support of 2ms TTI depends on the UE category				
NOTE 2: Alternative 1 with Fixed RLC + MAC-e/es is the default configuration. For test cases that use alternatives 2 (Fixed RLC + MAC-i/is) or 3 (Flexible RLC + MAC-i/is) then this shall be explicitly stated in the test case.				

6.11.4c.1.1.1.2 Transport channel parameters for DCH

6.11.4c.1.1.1.2.1 Transport channel parameters for UL:3.4 kbps SRBs for DCCH

See clause 6.10.2.4.1.2.1.1.1.

6.11.4c.1.2 Physical channel parameters

6.11.4c.1.2.1 Physical channel parameters on E-DPDCH

See clause 6.10.2.4.6.1.1.2.1

6.11.4c.1.2.2 Physical channel parameters for DPCH

See clause 6.10.2.4.1.2.1.2

6.11.4c.2 Downlink

6.11.4c.2.1 Transport channel parameters

6.11.4c.2.1.1 Transport channel parameters for HS-DSCH

6.11.4c.2.1.1.1 MAC-d flow parameters for Streaming or interactive or background / DL: [max bit rate depending on UE category] / PS RAB

Higher layer	RAB/Signalling RB	RAB
RLC	Logical channel type	DTCH

	RLC mode	UM
	Payload sizes, bit	328
	Max data rate, bps	depends on UE category NOTE1
	UMD PDU header, bit	8
MAC	MAC-d header, bit	0
	MAC multiplexing	N/A
	MAC-d PDU size, bit	336
	MAC-hs header fixed part, bit	21
Layer 1	TrCH type	HS-DSCH
	TTI	2 ms
	Coding type	TC
	CRC, bit	24
NOTE: The peak throughput may be limited by the maximum number of MAC-d PDUs that can be included in a single MAC-hs PDU (see 3GPP TS 25.321 [38]).		

6.11.4c.2.1.1.2 Transport channel parameters for DCH

6.11.4c.2.1.1.2.1 Transport channel parameters for UL:3.4 DL: 3.4 kbps SRBs for DCCH

See clause 6.10.2.4.1.2.2.1.1.

6.11.4c.2.1.1.2.2 TFCS

See clause 6.10.2.4.1.2.2.1.2.

6.11.4c.2.2 Physical channel parameters

6.11.4c.2.2.1 Physical channel parameters on DPCH

See clause 6.10.2.4.1.2.2.2.

6.11.4c.2.2.2 Physical channel parameters on HS-PDSCH

See clause 6.10.2.4.5.1.2.2.2.

6.11.4d Streaming or interactive or background / UL: [max bit rate depending on UE category and TTI] DL: [max bit rate depending on UE category] / PS RAB + Streaming or interactive or background / UL: [max bit rate depending on UE category and TTI] DL: [max bit rate depending on UE category] + DL: 3.4 kbps SRBs for DCCH on E-DCH and DCH

6.11.4d.1 Uplink

6.11.4d.1.1 Transport channel parameters

6.11.4d.1.1.1 Transport channel parameters for E-DCH

6.11.4d.1.1.1.1 MAC-d flow#1 parameters for UL: [max bit rate depending on UE category and TTI] SRBs for E-DCH

See clause 6.10.2.4.6.2.1.1.1.2

6.11.4d.1.1.1.2 MAC-d flow#2 parameters for Streaming or interactive or background / UL: [max bit rate depending on UE category and TTI] / PS RAB

See clause 6.11.4c.1.1.1.1.

6.11.4d.1.1.1.3 MAC-d flow#3 parameters for Streaming or interactive or background / UL: [max bit rate depending on UE category and TTI] / PS RAB

See clause 6.11.4c.1.1.1.1.

6.11.4d.1.2 Physical channel parameters

6.11.4d.1.2.1 Physical channel parameters on E-DPDCH

See clause 6.10.2.4.6.1.1.2.1.

6.11.4d.2 Downlink

6.11.4d.2.1 Transport channel parameters

6.11.4d.2.1.1 Transport channel parameters for HS-DSCH

6.11.4d.2.1.1.1 MAC-d flow#1 parameters for Streaming or interactive or background / DL: [max bit rate depending on UE category] / PS RAB

See clause 6.11.4c.2.1.1.1.

6.11.4d.2.1.1.2 MAC-d flow#2 parameters for Streaming or interactive or background / DL: [max bit rate depending on UE category] / PS RAB

See clause 6.11.4c.2.1.1.1.

6.11.4d.2.1.2 Transport channel parameters for DCH

6.11.4d.2.1.2.1 Transport channel parameters for DL: 3.4 kbps SRBs for DCCH

See clause 6.10.2.4.1.2.2.1.1.

6.11.4d.2.1.2.2 TFCS

See clause 6.10.2.4.1.2.2.1.2.

6.11.4d.2.2 Physical channel parameters

6.11.4d.2.2.1 Physical channel parameters on DPCH

See clause 6.10.2.4.1.2.2.2.

6.11.4d.2.2.2 Physical channel parameters on HS-PDSCH

See clause 6.10.2.4.5.1.2.2.2.

6.11.4e Interactive or background / UL:64 DL: 64 kbps / PS RAB + UL:3.4 DL:3.4 kbps SRBs for DCCH

6.11.4e.1 Uplink

6.11.4e.1.1 Transport channel parameters

6.11.4e.1.1.1 Transport channel parameters for Interactive or background / UL:64 kbps / PS RAB

Higher layer	RAB/Signalling RB	RAB
RLC	Logical channel type	DTCH
	RLC mode	UM
	Payload sizes, bit	328
	Max data rate, bps	65 800
	UMD PDU header, bit	8
MAC	MAC header, bit	0
	MAC multiplexing	N/A

Layer 1	TrCH type		DCH
	TB sizes, bit		336
	TFS	TF0, bits	0x336
		TF1, bits	1x336
		TF2, bits	2x336
		TF3, bits	3x336
		TF4, bits	4x336
	TTI, ms		20
	Coding type		TC
	CRC, bit		16
	Max number of bits/TTI after channel coding		4 236
Uplink: Max number of bits/radio frame before rate matching		2 118	
RM attribute		130 to 170	

6.11.4e.1.1.2 Transport channel parameters for UL:3.4 kbps SRBs for DCCH

See clause 6.10.2.4.1.2.1.1.1.

6.11.4e.1.1.3 TFCS

TFCS size	10
TFCS	(64 kbps RAB, DCCH)= (TF0, TF0), (TF1, TF0), (TF2, TF0), (TF3, TF0), (TF4, TF0), (TF0, TF1), (TF1, TF1), (TF2, TF1), (TF3, TF1), (TF4, TF1)

6.11.4e.1.2 Physical channel parameters

DPCH Uplink	Min spreading factor	16
	Max number of DPDCH data bits/radio frame	2 400
	Puncturing Limit	0.96

6.11.4e.2 Downlink

6.11.4e.2.1 Transport channel parameters

6.11.4e.2.1.1 Transport channel parameters for Interactive or background / DL:64 kbps / PS RAB

Higher layer	RAB/Signalling RB		RAB
RLC	Logical channel type		DTCH
	RLC mode		UM
	Payload sizes, bit		328
	Max data rate, bps		65 800
	UMD PDU header, bit		8
MAC	MAC header, bit		0
	MAC multiplexing		N/A
Layer 1	TrCH type		DCH
	TB sizes, bit		336
	TFS	TF0, bits	0x336
		TF1, bits	1x336
		TF2, bits	2x336
		TF3, bits	3x336
		TF4, bits	4x336
	TTI, ms		20
	Coding type		TC
	CRC, bit		16
	Max number of bits/TTI after channel coding		4 236
RM attribute		130 to 170	

6.11.4e.2.1.2 Transport channel parameters for DL:3.4 kbps SRBs for DCCH

See clause 6.10.2.4.1.2.2.1.1.

6.11.4e.2.1.3 TFCS

TFCS size	10
TFCS	(64 kbps RAB, DCCH)= (TF0, TF0), (TF1, TF0), (TF2, TF0), (TF3, TF0), (TF4, TF0), (TF0, TF1), (TF1, TF1), (TF2, TF1), (TF3, TF1), (TF4, TF1)

6.11.4e.2.2 Physical channel parameters

DPCH Downlink	DTX position		Flexible
	Spreading factor		32
	DPCCH	Number of TFCI bits/slot	8
		Number of TPC bits/slot	4
		Number of Pilot bits/slot	8
	DPDCH	Number of data bits/slot	140
Number of data bits/frame		2 100	

6.11.4f Reference Radio Bearer configurations used in MAC-ehs testing

6.11.4f.1 3 x Interactive or background / UL: 8 kbps DL: [max bit rate depending on UE category] / UM PS RAB

This reference radio bearer configuration is used by the MAC-ehs test case 7.1.x.x in 3GPP TS 34.123-1 [1].

6.11.4f.1.1 Uplink

6.11.4f.1.1.1 Uplink Transport channel parameters for DCH

6.11.4f.1.1.1.1 Transport channel parameters for 3 x Interactive or background / UL:8 kbps / PS RAB

Higher layer	RAB/Signalling RB	RB5	RB6	RB7
RLC	Logical channel type	DTCH	DTCH	DTCH
	RLC mode	UM	UM	UM
	Payload sizes, bit	328	328	320
	Max data rate, bps	8 200	8 200	8 000
	UMD/AMD PDU header, bit	8	8	8
MAC	MAC header, bit	4	4	4
	MAC multiplexing	3 logical channel multiplexing		
Layer 1	TrCH type	DCH		
	TB sizes, bit	340		
	TFS	TF0, bits	0x340	
		TF1, bits	1x340	
	TTI, ms	40		
	Coding type	TC		
	CRC, bit	16		
	Max number of bits/TTI after channel coding	1 080		
	Uplink: Max number of bits/radio frame before rate matching	270		
	RM attribute	135 to 175		

6.11.4f.1.1.1.2 Transport channel parameters for UL:3.4 kbps SRBs for DCCH

See clause 6.10.2.4.1.2.1.1.1.

6.11.4f.1.1.1.3 Uplink TFCS

TFCS size	4
TFCS	(5x8 kbps PS RAB, DCCH)= (TF0, TF0), (TF1, TF0), (TF0, TF1), (TF1, TF1)

6.11.4f.1.1.2 Uplink physical channel parameters

DPCH Uplink	Min spreading factor	64
	Max number of DPDCH data bits/radio frame	600
	Puncturing Limit	1.0

6.11.4f.1.2 Downlink

6.11.4f.1.2.1 Transport channel parameters for HS-DSCH

6.11.4f.1.2.1.1 parameters for 3 x Interactive or background / DL: [max bit rate depending on UE category] / PS RAB

Higher layer	RAB/Signalling RB	RB5	RB6	RB7
RLC	Logical channel type	DTCH	DTCH	DTCH
	RLC mode	UM	UM	UM
	Payload sizes, bit	328	328	328
	Max data rate, bps	depends on UE category		
	UMD PDU header, bit	8	8	8
MAC-d	MAC-d header, bit	None		
	MAC multiplexing	None		
	MAC-d PDU size, bit	336		

6.11.4f.1.2.1.2 MAC-ehs and Layer 1 parameters for Interactive or background / DL: [max bit rate depending on UE category] / PS RAB

MAC-ehs	MAC-ehs header fixed part, bit	FFS
Layer 1	TrCH type	HS-DSCH
	TTI	2 ms
	Coding type	TC
	CRC, bit	24

6.11.4f.1.2.2 Downlink Transport channel parameters for DCH

6.11.4f.1.2.2.1 Transport channel parameters for DL: 3.4 kbps SRBs for DCCH

See clause 6.10.2.4.1.2.2.1.1.

6.11.4f.1.2.2.2 Downlink TFCS

TFCS size	2
TFCS	SRBs for DCCH = TF0, TF1

6.11.4f.1.2.3 Downlink physical channel parameters

6.11.4f.1.2.3.1 Downlink physical channel parameters on DPCH

See clause 6.10.2.4.1.2.2.2.

6.11.4f.1.2.3.2 Physical channel parameters on HS-PDSCH

UE HS-DSCH Physical Layer:

HS-PDSCH	Number of processes	2
	Process memory size	Split equally among all processes
	Max Data Rate	Depending on UE category

6.11.4f.2 1 x Interactive or background / UL: 8 kbps DL: [max bit rate depending on UE category] / UM PS RAB

This reference radio bearer configuration is used by the MAC-ehs test case 7.1.x.x in 3GPP TS 34.123-1 [1].

6.11.4f.2.1 Uplink

6.11.4f.2.1.1 Uplink Transport channel parameters for DCH

6.11.4f.2.1.1.1 Transport channel parameters for 1 x Interactive or background / UL:8 kbps / PS RAB

Higher layer	RAB/Signalling RB	RB5	
RLC	Logical channel type	DTCH	
	RLC mode	UM	
	Payload sizes, bit	328	
	Max data rate, bps	8 200	
	UMD/AMD PDU header, bit	8	
MAC	MAC header, bit	0	
	MAC multiplexing	N/A	
Layer 1	TrCH type	DCH	
	TB sizes, bit	336	
	TFS	TF0, bits	0x336
		TF1, bits	1x336
	TTI, ms	40	
	Coding type	TC	
	CRC, bit	16	
	Max number of bits/TTI after channel coding	1 080	
	Uplink: Max number of bits/radio frame before rate matching	270	
	RM attribute	135 to 175	

6.11.4f.2.1.1.2 Transport channel parameters for UL:3.4 kbps SRBs for DCCH

See clause 6.10.2.4.1.2.1.1.1.

6.11.4f.2.1.1.3 Uplink TFCS

TFCS size	4
TFCS	(8 kbps PS RAB, DCCH)= (TF0, TF0), (TF1, TF0), (TF0, TF1), (TF1, TF1)

6.11.4f.2.1.2 Uplink physical channel parameters

DPCH Uplink	Min spreading factor	64
	Max number of DPDCH data bits/radio frame	600
	Puncturing Limit	1.0

6.11.4f.2.2 Downlink

6.11.4f.2.2.1 Transport channel parameters for HS-DSCH

6.11.4f.2.2.1.1 parameters for 1 x Interactive or background / DL: [max bit rate depending on UE category] / PS RAB

Higher layer	RAB/Signalling RB	RB5
RLC	Logical channel type	DTCH
	RLC mode	UM
	Payload sizes, bit	328
	Max data rate, bps	depends on UE category
	UMD PDU header, bit	8
MAC-d	MAC-d header, bit	None
	MAC multiplexing	None
	MAC-d PDU size, bit	336
MAC-ehs	MAC-ehs header fixed part, bit	24
Layer 1	TrCH type	HS-DSCH
	TTI	2 ms
	Coding type	TC
	CRC, bit	24

6.11.4f.2.2.2 Downlink Transport channel parameters for DCH

6.11.4f.2.2.2.1 Transport channel parameters for DL: 3.4 kbps SRBs for DCCH

See clause 6.10.2.4.1.2.2.1.1.

6.11.4f.2.2.2.2 Downlink TFCS

TFCS size	2
TFCS	SRBs for DCCH = TF0, TF1

6.11.4f.2.2.3 Downlink physical channel parameters

6.11.4f.2.2.3.1 Downlink physical channel parameters on DPCH

See clause 6.10.2.4.1.2.2.2.

6.11.4f.2.2.3.2 Physical channel parameters on HS-PDSCH

UE HS-DSCH Physical Layer:

HS-PDSCH	Number of processes	2
	Process memory size	Split equally among all processes
	Max Data Rate	Depending on UE category

6.11.4g Streaming or interactive or background / UL: [max bit rate depending on UE category and TTI] DL: [max bit rate depending on UE category] / PS RAB + UL:3.4 DL:3.4 kbps SRBs for DCCH on DCH

6.11.4g.1 Uplink

6.11.4g.1.1 Transport channel parameters

6.11.4g.1.1.1 Transport channel parameters for E-DCH

6.11.4g.1.1.1.1 MAC-d flow parameters for Streaming or interactive or background / UL: [max bit rate depending on UE category and TTI] / PS RAB

Higher layer	RAB/Signalling RB	RAB
RLC	Logical channel type	DTCH
	RLC mode	UM
	Payload sizes, bit	328
	Max data rate, bps	Depends on UE category and TTI
	UMD PDU header, bit	8
MAC	MAC multiplexing	N/A
	MAC-d PDU size, bit	336
	MAC-e/es header fixed part, bit	18
Layer 1	TrCH type	E-DCH
	TTI	10ms
	Coding type	TC
	CRC, bit	24

6.11.4g.1.1.1.2 Transport channel parameters for DCH

6.11.4g.1.1.1.2.1 Transport channel parameters for UL:3.4 kbps SRBs for DCCH

See clause 6.10.3.4.1.2.1.1.1.

6.11.4g.1.2 Physical channel parameters

6.11.4g.1.2.1 Physical channel parameters on E-PUCH

See clause 6.10.3.4.7.1.1.2.1

6.11.4g.1.2.2 Physical channel parameters for DPCH

See clause 6.10.3.4.1.2.1.2

6.11.4g.2 Downlink

6.11.4g.2.1 Transport channel parameters

6.11.4g.2.1.1 Transport channel parameters for HS-DSCH

6.11.4g.2.1.1.1 MAC-d flow parameters for Streaming or interactive or background / DL: [max bit rate depending on UE category] / PS RAB

Higher layer	RAB/Signalling RB	RAB
RLC	Logical channel type	DTCH
	RLC mode	UM
	Payload sizes, bit	328
	Max data rate, bps	depends on UE category NOTE1
	UMD PDU header, bit	8
MAC	MAC-d header, bit	0
	MAC multiplexing	N/A
	MAC-d PDU size, bit	336
	MAC-hs header fixed part, bit	21
Layer 1	TrCH type	HS-DSCH

	TTI	10 ms
	Coding type	TC
	CRC, bit	24
NOTE: The peak throughput may be limited by the maximum number of MAC-d PDUs that can be included in a single MAC-hs PDU (see 3GPP TS 25.321 [38]).		

6.11.4g.2.1.1.2 Transport channel parameters for DCH

6.11.4g.2.1.1.2.1 Transport channel parameters for UL:3.4 DL: 3.4 kbps SRBs for DCCH

See clause 6.10.3.4.1.2.2.1.1.

6.11.4g.2.1.1.2.2 TFCS

See clause 6.10.3.4.1.2.2.1.2.

6.11.4g.2.2 Physical channel parameters

6.11.4g.2.2.1 Physical channel parameters on DPCH

See clause 6.10.3.4.1.2.2.2.

6.11.4g.2.2.2 Physical channel parameters on HS-PDSCH

See clause 6.10.3.4.6.1.2.2.2.

6.11.4h Streaming or interactive or background / UL: [max bit rate depending on UE category and TTI] DL: [max bit rate depending on UE category] / PS RAB + Streaming or interactive or background / UL: [max bit rate depending on UE category and TTI] DL: [max bit rate depending on UE category] + DL: 3.4 kbps SRBs for DCCH on E-DCH and DCH for 3.84Mcps TDD

6.11.4h.1 Uplink

6.11.4h.1.1 Transport channel parameters

6.11.4h.1.1.1 Transport channel parameters for E-DCH

6.11.4h.1.1.1.1 MAC-d flow#1 parameters for UL: [max bit rate depending on UE category and TTI] SRBs for E-DCH

See clause 6.10.3.4.7.2.1.1.1.2

6.11.4h.1.1.1.2 MAC-d flow#2 parameters for Streaming or interactive or background / UL: [max bit rate depending on UE category and TTI] / PS RAB

See clause 6.11.4g.1.1.1.1.

6.11.4h.1.1.1.3 MAC-d flow#3 parameters for Streaming or interactive or background / UL: [max bit rate depending on UE category and TTI] / PS RAB

See clause 6.11.4g.1.1.1.1.

6.11.4h.1.2 Physical channel parameters

6.11.4h.1.2.1 Physical channel parameters on E-PUCH

See clause 6.10.3.4.7.1.1.2.1.

6.11.4h.2 Downlink

6.11.4h.2.1 Transport channel parameters

6.11.4h.2.1.1 Transport channel parameters for HS-DSCH

6.11.4h.2.1.1.1 MAC-d flow#1 parameters for Streaming or interactive or background / DL: [max bit rate depending on UE category] / PS RAB

See clause 6.11.4g.2.1.1.1.

6.11.4h.2.1.1.2 MAC-d flow#2 parameters for Streaming or interactive or background / DL: [max bit rate depending on UE category] / PS RAB

See clause 6.11.4g.2.1.1.1.

6.11.4h.2.1.2 Transport channel parameters for DCH

6.11.4h.2.1.2.1 Transport channel parameters for DL: 3.4 kbps SRBs for DCCH

See clause 6.10.3.4.1.2.2.1.1.

6.11.4h.2.1.2.2 TFCS

See clause 6.10.3.4.1.2.2.1.2.

6.11.4h.2.2 Physical channel parameters

6.11.4h.2.2.1 Physical channel parameters on DPCH

See clause 6.10.3.4.1.2.2.2.

6.11.4h.2.2.2 Physical channel parameters on HS-PDSCH

See clause 6.10.3.4.6.1.2.2.2.

6.11.4i Reference Radio Bearer configurations used in CPC testing

6.11.4i.1 Streaming or interactive or background / UL: [max bit rate depending on UE category and TTI] DL: [max bit rate depending on UE category] / UM PS RAB + UL: [max bit rate depending on UE category and TTI] DL: [max bit rate depending on UE category] SRBs for DCCH on E-DCH and HS-DSCH

6.11.4i.1.1 Uplink

6.11.4i.1.1.1 Transport channel parameters

6.11.4i.1.1.1.1 Transport channel parameters for E-DCH

6.11.4i.1.1.1.1.1 MAC-d flow#1 parameters for Streaming or interactive or background / UL: [max bit rate depending on UE category and TTI] / PS RAB

See clause 6.11.4c.1.1.1.1.

6.11.4i.1.1.1.1.2 MAC-d flow#2 parameters for UL: [max bit rate depending on UE category and TTI] SRBs for E-DCH

See clause 6.10.2.4.6.2.1.1.1.2

6.11. 4i.1.1.2 Physical channel parameters

6.11. 4i.1.1.2.1 Physical channel parameters on E-DPDCH

See clause 6.10.2.4.6.1.1.2.1

6.11. 4i.1.2 Downlink

6.11. 4i.1.2.1 Transport channel parameters

6.11. 4i.1.2.1.1 Transport channel parameters for HS-DSCH

6.11. 4i.1.2.1.1.1 MAC-d flow#1 parameters for Streaming or interactive or background / DL: [max bit rate depending on UE category] / PS RAB

See clause 6.11.4c.2.1.1.1

6.11. 4i.1.2.1.1.2 MAC-d flow#2 parameters for DL: [max bit rate depending on UE category] SRBs for HS-DSCH

See clause 6.10.2.4.6.3.2.1.1.2.

6.11. 4i.1.2.2 Physical channel parameters

The physical channel configuration shall use F-DPCH.

6.11. 4i.1.2.2.2 Physical channel parameters on HS-PDSCH

See clause 6.10.2.4.5.1.2.2.2.

6.11.4j Reference Radio Bearer configurations used in Improved L2 testing

6.11.4j.1 Interactive or background / UL:64 DL: [max bit rate depending on UE category] / UM PS RAB + UL:3.4 DL:3.4 kbps SRBs for DCCH

6.11.4j.1.1 Uplink

See clause 6.11.4e.1

6.11.4j.1.2 Downlink

6.11. 4j.1.2.1 Transport channel parameters

6.11. 4j.1.2.1.1 Transport channel parameters for HS-DSCH

6.11. 4j.1.2.1.1.1 MAC-d flow parameters for DL: [max bit rate depending on UE category] kbps / PS RAB

		Flexible RLC + MAC-ehs (Rel-7 and later releases)
Higher Layer	RAB/Signalling RB	RAB
RLC	Logical channel type	DTCH
	RLC mode	UM
	Payload sizes, bit	Flexible up to 12000
	Max data rate, bps	depends on UE category NOTE1
	UMD PDU header, bit	8
MAC	MAC-d header, bit	0
	MAC multiplexing	N/A
	MAC-d PDU size, bit	Flexible
	MAC-hs Type	MAC-ehs
	MAC-hs/ehs header fixed part, bit	24
Layer 1	TrCH type	HS-DSCH
	TTI	2 ms
	Coding type	TC
	CRC, bit	24
	Applicable modulation schemes	QPSK, 16QAM, 64QAM
	Applicable with MIMO	Yes
NOTE1: The peak throughput may be limited by the maximum number of MAC-d PDUs that can be included in a single MAC-hs PDU (see [25.321]).		

6.11.4j.1.2.1.1.2 Transport channel parameters for DCH

6.11.4j.1.2.1.1.2.1 Transport channel parameters for UL:3.4 DL: 3.4 kbps SRBs for DCCH

See clause 6.10.2.4.1.2.2.1.1.

6.11.4j.1.2.1.1.2.2 TFCS

See clause 6.10.2.4.1.2.2.1.2.

6.11.4j.1.2.2 Physical channel parameters

6.11.4j.1.2.2.1 Physical channel parameters on DPCH

See clause 6.10.2.4.1.2.2.2.

6.11.4j.1.2.2.2 Physical channel parameters on HS-PDSCH

See clause 6.10.2.4.5.1.2.2.2.

6.11.4j.2 Streaming or interactive or background / UL: [max bit rate depending on UE category and TTI] DL: [max bit rate depending on UE category] / PS RAB + UL: [max bit rate depending on UE category and TTI] DL: [max bit rate depending on UE category] with Flexible RLC and MAC-ehs SRBs for DCCH on E-DCH and HS-DSCH

6.11.4j.2.1 Uplink

See clause 6.10.2.4.6.1.1.

6.11.4j.2.1.2 Physical channel parameters

6.11.4j.2.1.2.1 Physical channel parameters on E-DPDCH

See clause 6.10.2.4.6.1.1.2.1.

6.11.4j.2.2 Downlink

6.11.4j.2.2.1 Transport channel parameters

6.11.4j.2.2.1.1 Transport channel parameters for HS-DSCH

6.11.4j.2.2.1.1.1 MAC-d flow#1 parameters for Streaming or interactive or background / DL: [max bit rate depending on UE category] / PS RAB

See clause 6.10.2.4.5.1.2.1.1.1.

6.11.4j.2.2.1.1.2 MAC-d flow#2 parameters for DL: [max bit rate depending on UE category] SRBs for HS-DSCH

Higher layer	RAB/signalling RB	SRB#1	SRB#2	SRB#3	SRB#4
RLC	Logical channel type	DCCH	DCCH	DCCH	DCCH
	RLC mode	UM	AM	AM	AM
	Payload sizes, bit	Flexible up to 12000			
	Max data rate, bps	Depends on UE category (NOTE 1)			
	AMD/UMD PDU header, bit	8	16	16	16
MAC	MAC header, bit	4	4	4	4
	MAC multiplexing	N/A			
	MAC-d PDU size, bit	Flexible			
	MAC-hs Type	MAC-ehs			
	MAC-ehs header fixed part, bit	24			
Layer 1	TrCH type	HS-DSCH			
	TTI, ms	2 ms			
	Coding type	TC			
	CRC, bit	24			
	Applicable modulation schemes	QPSK, 16QAM, 64QAM			
	Applicable with MIMO	Yes			

6.11.4j.2.2.2 Physical channel parameters

The physical channel configuration shall use F-DPCH.

6.11.4j.2.2.2.1 Physical channel parameters on HS-PDSCH.

See clause 6.10.2.4.5.1.2.2.2.

6.11.4k Reference Radio Bearer configurations used in Improved L2 UL testing

6.11.4k.1 Streaming or interactive or background / UL: [max bit rate depending on UE category and TTI] DL: [max bit rate depending on UE category] / PS RAB + UL:3.4 DL:3.4 kbps SRBs for DCCH on DCH

6.11.4k.1.1 Uplink

6.11.4k.1.1.1 Transport channel parameters

6.11.4k.1.1.1.1 Transport channel parameters for E-DCH

6.11.4k.1.1.1.1.1 MAC-d flow parameters for Streaming or interactive or background / UL: [max bit rate depending on UE category and TTI] / PS RAB

See clause 6.11.4c.1.1.1.1, alt 3.

6.11.4k.1.1.1.1.2 Transport channel parameters for DCH

6.11.4k.1.1.1.1.2.1 Transport channel parameters for UL:3.4 kbps SRBs for DCCH

See clause 6.10.2.4.1.2.1.1.1

6.11.4k.1.1.2 Physical channel parameters

6.11.4k.1.1.2.1 Physical channel parameters on E-DPDCH

See clause 6.10.2.4.6.1.1.2.1

6.11.4k.1.1.2.2 Physical channel parameters on DPCH

See clause 6.10.2.4.1.2.1.2

6.11.4k.1.2 Downlink

6.11.4k.1.2.1 Transport channel parameters

6.11.4k.1.2.1.1 Transport channel parameters for HS-DSCH

6.11.4k.1.2.1.1.1 MAC-d flow parameters for Streaming or interactive or background / DL: [max bit rate depending on UE category] / PS RAB

Higher layer	RAB/Signalling RB	RAB
RLC	Logical channel type	DTCH
	RLC mode	UM
	Payload sizes, bit	Flexible up to 12000
	Max data rate, bps	depends on UE category NOTE1
	UMD PDU header, bit	8
MAC	MAC-d header, bit	0
	MAC multiplexing	N/A
	MAC-d PDU size, bit	Flexible
	MAC-ehs header fixed part, bit	24
Layer 1	TrCH type	HS-DSCH
	TTI	2 ms
	Coding type	TC
	CRC, bit	24

NOTE: The peak throughput may be limited by the maximum number of MAC-d PDUs that can be included in a single MAC-ehs PDU (see 3GPP TS 25.321 [38]).

- 6.11.4k.1.2.1.2 Transport channel parameters for DCH
- 6.11.4k.4.2.1.2.1 Transport channel parameters for DL: 3.4 kbps SRBs for DCCH
- See clause 6.10.2.4.1.2.2.1.1.
- 6.11.4k.1.2.2 Physical channel parameters
- 6.11.4k.1.2.2.1 Physical channel parameters on DPCH
- See clause 6.10.2.4.5.1.2.
- 6.11.4k.1.2.2.2 Physical channel parameters on HS-PDSCH
- See clause 6.10.2.4.5.1.2.2.2.
- 6.11.4k.2 Streaming or interactive or background / UL: [max bit rate depending on UE category and TTI] DL: [max bit rate depending on UE category] / PS RAB + UL: [max bit rate depending on UE category and TTI] DL: [max bit rate depending on UE category] SRBs for DCCH on E-DCH and HS-DSCH**
- 6.11.4k.2.1 Uplink
- 6.11.4k.2.1.1 Transport channel parameters
- 6.11.4k.2.1.1.1 Transport channel parameters for E-DCH
- 6.11.4k.2.1.1.1.1 MAC-d flow#1 parameters for UL: [max bit rate depending on UE category and TTI] SRBs for E-DCH
- See clause 6.10.2.4.6.2.1.1.1.2, alt 2
- 6.11.4k.2.1.1.1.2 MAC-d flow#2 parameters for Streaming or interactive or background / UL: [max bit rate depending on UE category and TTI] / PS RAB
- See clause 6.11.4c.1.1.1.1, alt 3
- 6.11.4k.2.1.2 Physical channel parameters
- 6.11.4k.2.1.2.1 Physical channel parameters on E-DPDCH
- See clause 6.10.2.4.6.1.1.2.1
- 6.11.4k.2.2 Downlink
- 6.11.4k.2.2.1 Transport channel parameters
- 6.11.4k.2.2.1.1 Transport channel parameters for HS-DSCH
- 6.11.4k.2.2.1.1.1 MAC-d flow#0 parameters for Streaming or interactive or background / DL: [max bit rate depending on UE category] / PS RAB
- See clause 6.11.4k.1.2.1.1.1
- 6.11.4k.2.2.1.1.2 MAC-d flow#1 parameters for DL: [max bit rate depending on UE category] SRBs for HS-DSCH
- See clause 6.10.2.4.6.3.2.1.1.2, alt 2.
- 6.11.4k.2.2.2 Physical channel parameters
- 6.11.4k.2.2.2.1 Physical channel parameters on DPCH
- The physical channel configuration shall use F-DPCH.

6.11.4k.2.2.2.2 Physical channel parameters on HS-PDSCH

See clause 6.10.2.4.5.1.2.2.2.

6.11.4k.3 Streaming or interactive or background / UL: [max bit rate depending on UE category and TTI] DL: [max bit rate depending on UE category] / PS RAB + UL: [max bit rate depending on UE category and TTI] DL: [max bit rate depending on UE category] with Flexible RLC and MAC-ehs SRBs for DCCH on E-DCH and HS-DSCH

6.11.4k.3.1 Uplink

6.11.4k.3.1.1 Transport channel parameters

6.11.4k.3.1.1.1 Transport channel parameters for E-DCH

6.11.4k.3.1.1.1.1 MAC-d flow#1 parameters for Streaming or interactive or background / UL: [max bit rate depending on UE category and TTI] / PS RAB

See clause 6.11.4c.1.1.1.1, alt 3.

6.11.4k.3.1.1.1.2 MAC-d flow#2 parameters for UL: [max bit rate depending on UE category and TTI] SRBs for E-DCH

See clause 6.10.2.4.6.2.1.1.1.2, alt 2.

6.11.4k.3.2.1.2 Physical channel parameters

6.11.4k.3.2.1.2.1 Physical channel parameters on E-DPDCCH

See clause 6.10.2.4.6.1.1.2.1.

6.11.4k.3.2.2 Downlink

6.11.4k.3.2.2.1 Transport channel parameters

6.11.4k.3.2.2.1.1 Transport channel parameters for HS-DSCH

6.11.4k.3.2.2.1.1.1 MAC-d flow#1 parameters for Streaming or interactive or background / DL: [max bit rate depending on UE category] / PS RAB

See clause 6.10.2.4.5.1.2.1.1.1, alt 3

6.11.4k.3.2.2.1.1.2 MAC-d flow#2 parameters for DL: [max bit rate depending on UE category] SRBs for HS-DSCH

See clause 6.10.2.4.6.3.2.1.1.2, alt 2.

6.11.4k.3.2.2.2 Physical channel parameters

The physical channel configuration shall use F-DPCH.

6.11.4k.3.2.2.2.1 Physical channel parameters on HS-PDSCH.

See clause 6.10.2.4.5.1.2.2.2.

- 6.11.4k.4 Streaming or interactive or background / UL: [max bit rate depending on UE category and TTI] DL: [max bit rate depending on UE category] / PS RAB + Streaming or interactive or background / UL: [max bit rate depending on UE category and TTI] DL: [max bit rate depending on UE category] / PS RAB + Streaming or interactive or background / UL: [max bit rate depending on UE category and TTI] DL: [max bit rate depending on UE category] / PS RAB + 3.4 kbps SRBs for DCCH on E-DCH and DL DCH
- 6.11.4k.4.1 Uplink
- 6.11.4k.4.1.1 Transport channel parameters
- 6.11.4k.4.1.1.1 Transport channel parameters for E-DCH
- 6.11.4k.4.1.1.1.1 MAC-d flow#1 parameters for UL: [max bit rate depending on UE category and TTI] SRBs for E-DCH
- See clause 6.10.2.4.6.2.1.1.1.2, alt 2.
- 6.11.4k.4.1.1.1.2 MAC-d flow#2 parameters for Streaming or interactive or background / UL: [max bit rate depending on UE category and TTI] / PS RAB
- See clause 6.11.4c.1.1.1.1, alt 3.
- 6.11.4k.4.1.1.1.3 MAC-d flow#3 parameters for Streaming or interactive or background / UL: [max bit rate depending on UE category and TTI] / PS RAB
- See clause 6.11.4c.1.1.1.1, alt 3.
- 6.11.4k.4.1.1.1.4 MAC-d flow#4 parameters for Streaming or interactive or background / UL: [max bit rate depending on UE category and TTI] / PS RAB
- See clause 6.11.4c.1.1.1.1, alt 3.
- 6.11.4k.4.1.2 Physical channel parameters
- 6.11.4k.4.1.2.1 Physical channel parameters on E-DPDCH
- See clause 6.10.2.4.6.1.1.2.1.
- 6.11.4k.4.2 Downlink
- 6.11.4k.4.2.1 Transport channel parameters
- 6.11.4k.4.2.1.1 Transport channel parameters for HS-DSCH
- 6.11.4k.4.2.1.1.1 MAC-d flow#1 parameters for Streaming or interactive or background / DL: [max bit rate depending on UE category] / PS RAB
- See clause 6.11.4k.1.2.1.1.1.
- 6.11.4k.4.2.1.1.2 MAC-d flow#2 parameters for Streaming or interactive or background / DL: [max bit rate depending on UE category] / PS RAB
- See clause 6.11.4k.1.2.1.1.1.
- 6.11.4k.4.2.1.1.2 MAC-d flow#3 parameters for Streaming or interactive or background / DL: [max bit rate depending on UE category] / PS RAB
- See clause 6.11.4k.2.1.1.1.
- 6.11.4k.4.2.1.2 Transport channel parameters for DCH
- 6.11.4k.4.2.1.2.1 Transport channel parameters for DL: 3.4 kbps SRBs for DCCH
- See clause 6.10.2.4.1.2.2.1.1.

6.11.4k.4.2.1.2.2 TFCS

See clause 6.10.2.4.1.2.2.1.2

6.11.4k.4.2.2 Physical channel parameters

6.11.4k.4.2.2.1 Physical channel parameters on DPCH

See clause 6.10.2.4.1.2.2.2.

6.11.4k.4.2.2.2 Physical channel parameters on HS-PDSCH

See clause 6.10.2.4.5.1.2.2.2.

6.11.4k.5 Streaming or interactive or background / UL: [max bit rate depending on UE category and TTI] DL: [max bit rate depending on UE category] / PS RAB + Streaming or interactive or background / UL: [max bit rate depending on UE category and TTI] DL: [max bit rate depending on UE category] / PS RAB + UL: [max bit rate depending on UE category and TTI] DL: [max bit rate depending on UE category] SRBs for DCCH on E-DCH and HS-DSCH

6.11.4k.5.1 Uplink

6.11.4k.5.1.1 Transport channel parameters

6.11.4k.5.1.1.1 Transport channel parameters for E-DCH

6.11.4k.5.1.1.1.1 MAC-d flow#1 parameters for UL: [max bit rate depending on UE category and TTI] SRBs for E-DCH

See clause 6.10.2.4.6.2.1.1.1.2, alt 2.

6.11.4k.5.1.1.1.2 MAC-d flow#2 parameters for Streaming or interactive or background / UL: [max bit rate depending on UE category and TTI] / PS RAB

See clause 6.11.4c.1.1.1.1, alt 3.

6.11.4k.5.1.1.1.3 MAC-d flow#3 parameters for Streaming or interactive or background / UL: [max bit rate depending on UE category and TTI] / PS RAB

See clause 6.11.4c.1.1.1.1, alt 3.

6.11.4k.5.1.2 Physical channel parameters

6.11.4k.5.1.2.1 Physical channel parameters on E-DPDCH

See clause 6.10.2.4.6.1.1.2.1.

6.11.4k.5.2 Downlink

6.11.4k.5.2.1 Transport channel parameters

6.11.4k.5.2.1.1 Transport channel parameters for HS-DSCH

6.11.4k.5.2.1.1.1 MAC-d flow#1 parameters for DL: [max bit rate depending on UE category] SRBs for HS-DSCH

See clause 6.10.2.4.6.3.2.1.1.2, alt 2.

6.11.4k.5.2.1.1.2 MAC-d flow#2 parameters for Streaming or interactive or background / DL: [max bit rate depending on UE category] / PS RAB

See clause 6.11.4k.1.2.1.1.1.

6.11.4k.5.2.1.1.3 MAC-d flow#3 parameters for Streaming or interactive or background / DL: [max bit rate depending on UE category] / PS RAB

See clause 6.11.4k.1.2.1.1.1.

6.11.4k.5.2.2 Physical channel parameters

6.11.4k.5.2.2.1 Physical channel parameters on DPCH

See clause 6.10.2.4.1.2.2.2.

6.11.4k.5.2.2.2 Physical channel parameters on HS-PDSCH

See clause 6.10.2.4.5.1.2.2.2.

6.11.4l Reference Radio Bearer configurations used in UL packet filtering testing

6.11.4l.1 Interactive or background / UL:64 DL:64 kbps / PS RAB + Interactive or background / UL:64 DL:64 kbps / PS RAB + Interactive or background / UL:64 DL:64 kbps / PS RAB + UL:3.4 DL:3.4 kbps SRBs for DCCH

6.11.4l.1.1 Uplink

6.11.4l.1.1.1 Transport channel parameters

6.11.4l.1.1.1.1 Transport channel parameters for Interactive or background / UL:64 kbps / PS RAB + UL:64 kbps / PS RAB

Higher layer	RAB/Signalling RB	RAB	RAB	RAB	
RLC	Logical channel type	DTCH	DTCH	DTCH	
	RLC mode	AM	AM	AM	
	Payload sizes, bit	320	320	320	
	Max data rate, bps	64000	64000	64 000	
	AMD PDU header, bit	16	16	16	
MAC	MAC header, bit	4	4	4	
	MAC multiplexing	3 logical channel multiplexing			
Layer 1	TrCH type	DCH			
	TB sizes, bit	340			
	TFS	TF0, bits	0x340		
		TF1, bits	1x340		
		TF2, bits	2x340		
		TF3, bits	3x340		
		TF4, bits	4x340		
	TTI, ms	20			
	Coding type	TC			
	CRC, bit	16			
	Max number of bits/TTI after channel coding	4 284			
	Uplink: Max number of bits/radio frame before rate matching	2 142			
	RM attribute	130 to 170			

6.11.4l.1.1.1.2 Transport channel parameters for UL:3.4 kbps SRBs for DCCH

See clause 6.10.2.4.1.2.1.1.1.

6.11.4l.1.1.1.3 TFCS

TFCS size	10
TFCS	(64 kbps RAB + 64 kbps RAB+ 64 kbps RAB, DCCH)= (TF0,TF0), (TF1,TF0), (TF2,TF0), (TF3,TF0), (TF4,TF0), (TF0,TF1), (TF1,TF1), (TF2,TF1), (TF3,TF1), (TF4,TF1)

6.11.4l.1.1.2 Physical channel parameters

DPCH Uplink	Min spreading factor	16
	Max number of DPDCH data bits/radio frame	2 400
	Puncturing Limit	0.92

6.11.4l.1.2 Downlink

6.11.4l.1.2.1 Transport channel parameters

6.11.4l.1.2.1.1 Transport channel parameters for Interactive or background / DL:64 kbps / PS RAB + DL:64 kbps / PS RAB

Higher layer	RAB/Signalling RB	RAB	RAB	RAB	
RLC	Logical channel type	DTCH	DTCH	DTCH	
	RLC mode	AM	AM	AM	
	Payload sizes, bit	320	320	320	
	Max data rate, bps	64000	64000	64 000	
	AMD PDU header, bit	16	16	16	
MAC	MAC header, bit	4	4	4	
	MAC multiplexing	3 logical channel multiplexing			
Layer 1	TrCH type	DCH			
	TB sizes, bit	340			
	TFS	TF0, bits	0x340		
		TF1, bits	1x340		
		TF2, bits	2x340		
		TF3, bits	3x340		
		TF4, bits	4x340		
	TTI, ms	20			
	Coding type	TC			
	CRC, bit	16			
	Max number of bits/TTI after channel coding	4 284			
RM attribute	130 to 170				

6.11.4l.1.2.1.2 Transport channel parameters for DL:3.4 kbps SRBs for DCCH

See clause 6.10.2.4.1.2.2.1.1.

6.11.4l.1.2.1.3 TFCS

TFCS size	10
TFCS	(64 kbps RAB + 64 kbps + 64 kbps RAB, DCCH)= (TF0,TF0), (TF1,TF0), (TF2,TF0), (TF3,TF0), (TF4,TF0), (TF0,TF1), (TF1,TF1), (TF2,TF1), (TF3,TF1), (TF4,TF1)

6.11.4l.1.2.2 Physical channel parameters

DPCH Downlink	DTX position		Flexible
	Spreading factor		32
	DPCCH	Number of TFCI bits/slot	8
		Number of TPC bits/slot	4
		Number of Pilot bits/slot	8
	DPDCH	Number of data bits/slot	140
		Number of data bits/frame	2 100

6.11.5 Reference Radio Bearer configurations used in Radio Bearer testing for 1.28 Mcps TDD

6.11.5.1 RABs and signalling RBs

See clause 6.10.3.1.

6.11.5.2 Combinations of RABs and Signalling RBs

In the present document, physical channel parameters for following combinations of RABs and signalling RBs on a CCTrCH are described.

NOTE: It is understood that for speech service the AMR mode may be operated asymmetrically for the uplink and downlink.

Combinations on DPCH

- 1) Stand-alone UL:1.7 DL:1.7 kbps SRBs for DCCH.
- 1a) Stand-alone UL:1.7 DL:1.7 kbps SRBs for DCCH (Multiframe).
- 2) Stand-alone UL:3.4 DL:3.4 kbps SRBs for DCCH.
- 2a) Stand-alone UL:3.4 DL:3.4 kbps SRBs for DCCH (Multiframe).
- 3) Stand-alone UL:13.6 DL:13.6 kbps SRBs for DCCH.
- 4) Conversational / speech / UL:12.2 DL:12.2 kbps / CS RAB
+ UL:3.4 DL:3.4 kbps SRBs for DCCH.
- 4a) Conversational / speech / UL:(12.2, 7.95, 5.9, 4.75) DL:(12.2, 7.95, 5.9, 4.75) kbps / CS RAB
+ UL:3.4 DL:3.4 kbps SRBs for DCCH
- 5) Conversational / speech / UL:10.2 DL:10.2 kbps / CS RAB
+ UL:3.4 DL:3.4 kbps SRBs for DCCH.
- 5a) Conversational / speech / UL:(10.2, 6.7, 5.9, 4.75) DL:(10.2, 6.7, 5.9, 4.75) kbps / CS RAB
+ UL:3.4 DL:3.4 kbps SRBs for DCCH
- 6) Conversational / speech / UL:7.95 DL:7.95 kbps / CS RAB
+ UL:3.4 DL:3.4 kbps SRBs for DCCH.
- 7a) Conversational / speech / UL:(7.4, 6.7, 5.9, 4.75) DL:(7.4, 6.7, 5.9, 4.75)kbps / CS RAB
+ UL:3.4 DL:3.4 kbps SRBs for DCCH
- 7) Conversational / speech / UL:7.4 DL:7.4 kbps / CS RAB
+ UL:3.4 DL:3.4 kbps SRBs for DCCH.
- 8) Conversational / speech / UL:6.7 DL:6.7 kbps / CS RAB
+ UL:3.4 DL:3.4 kbps SRBs for DCCH.
- 9) Conversational / speech / UL:5.9 DL:5.9 kbps / CS RAB
+ UL:3.4 DL:3.4 kbps SRBs for DCCH.
- 10) Conversational / speech / UL:5.15 DL:5.15 kbps / CS RAB
+ UL:1.7 DL:1.7 kbps SRBs for DCCH.
- 11) Conversational / speech / UL:4.75 DL:4.75 kbps / CS RAB
+ UL:1.7 DL:1.7 kbps SRBs for DCCH.
- 12) Conversational / unknown / UL:28.8 DL:28.8 kbps / CS RAB
+ UL:3.4 DL:3.4 kbps SRBs for DCCH.
- 13) Conversational / unknown / UL:64 DL:64 kbps / CS RAB
+ UL:3.4 DL:3.4 kbps SRBs for DCCH.
- 14) Conversational / unknown / UL:32 DL:32 kbps / CS RAB
+ UL:3.4 DL:3.4 kbps SRBs for DCCH.
- 15) Streaming / unknown / UL:14.4/DL:14.4 kbps / CS RAB
+ UL:3.4 DL:3.4 kbps SRBs for DCCH.
- 16) Streaming / unknown / UL:28.8/DL:28.8 kbps / CS RAB
+ UL:3.4 DL:3.4 kbps SRBs for DCCH.

- 17) Streaming / unknown / UL:57.6/DL:57.6 kbps / CS RAB
+ UL:3.4 DL:3.4 kbps SRBs for DCCH.
- 18) Void.
- 19) Void.
- 20) Void.
- 21) Void.
- 22) Void.
- 23) Interactive or background / UL:32 DL:8 kbps / PS RAB
+ UL:3.4 DL:3.4 kbps SRBs for DCCH.
- 23a) Interactive or background / UL:8 DL:8 kbps / PS RAB
+ UL:3.4 DL:3.4 kbps SRBs for DCCH.
- 23b) Interactive or background / UL:16 DL:16 kbps / PS RAB
+ UL:3.4 DL:3.4 kbps SRBs for DCCH.
- 23c) Interactive or background / UL:32 DL:32 kbps / PS RAB
+ UL:3.4 DL:3.4 kbps SRBs for DCCH.
- 23d) Interactive or background / UL:32 DL:32 kbps / PS RAB
+ UL:3.4 DL:3.4 kbps SRBs for DCCH.(20 msTTI)
- 24) Void.
- 25) Interactive or background / UL:32 DL: 64 kbps / PS RAB
+ UL:3.4 DL:3.4 kbps SRBs for DCCH.
- 26) Interactive or background / UL:64 DL: 64 kbps / PS RAB
+ UL:3.4 DL:3.4 kbps SRBs for DCCH.
- 27) Interactive or background / UL:64 DL:128 kbps / PS RAB
+ UL:3.4 DL:3.4 kbps SRBs for DCCH.
- 28) Interactive or background / UL:128 DL:128 kbps / PS RAB
+ UL:3.4 DL:3.4 kbps SRBs for DCCH.
- 29) Interactive or background / UL:64 DL:144 kbps / PS RAB
+ UL:3.4 DL:3.4 kbps SRBs for DCCH.
- 30) Interactive or background / UL:144 DL:144 kbps / PS RAB
+ UL:3.4 DL:3.4 kbps SRBs for DCCH.
- 31) Interactive or background / UL:64 DL:256 kbps / PS RAB
+ UL:3.4 DL: 3.4 kbps SRBs for DCCH.
- 32) Interactive or background / UL:64 DL:384 kbps / PS RAB
+ UL:3.4 DL: 3.4 kbps SRBs for DCCH.
- 33) Interactive or background / UL:128 DL:384 kbps / PS RAB
+ UL:3.4 DL:3.4 kbps SRBs for DCCH.
- 34) Interactive or background / UL:384 DL:384 kbps / PS RAB
+ UL:3.4 DL:3.4 kbps SRBs for DCCH.
- 35) Interactive or background / UL:64 DL:2 048 kbps / PS RAB
+ UL:3.4 DL:3.4 kbps SRBs for DCCH.
- 36) Void.
- 37) Void.

- 38) Conversational / speech / UL:12.2 DL:12.2 kbps / CS RAB
+ Interactive or background / UL:32 DL:8 kbps / PS RAB
+ UL:3.4 DL:3.4 kbps SRBs for DCCH.
- 38a) Conversational / speech / UL:12.2 DL:12.2 kbps / CS RAB
+ Interactive or background / UL:0 DL:0 kbps / PS RAB
+ UL:3.4 DL:3.4 kbps SRBs for DCCH.
- 38b) Conversational / speech / UL:12.2 DL:12.2 kbps / CS RAB
+ Interactive or background / UL:8 DL:8 kbps / PS RAB
+ UL:3.4 DL:3.4 kbps SRBs for DCCH.
- 38c) Conversational / speech / UL:12.2 DL:12.2 kbps / CS RAB
+ Interactive or background / UL:32 DL:32 kbps / PS RAB
+ UL:3.4 DL:3.4 kbps SRBs for DCCH.
- 38d) Conversational / speech / UL:12.2 DL:12.2 kbps / CS RAB
+ Interactive or background / UL:64 DL:64 kbps / PS RAB
+ Interactive or background / UL:64 DL:64 kbps / PS RAB
+ UL:3.4 DL:3.4 kbps SRBs for DCCH.
- 38e) Conversational / speech / UL: (12.2, 7.95, 5.9, 4.75) DL: (12.2, 7.95, 5.9, 4.75) kbps / CS RAB
+ Interactive or background / UL:0 DL:0 kbps / PS RAB
+ UL:3.4 DL:3.4 kbps SRBs for DCCH.
- 38f) Conversational / speech / UL: (12.2, 7.95, 5.9, 4.75) DL: (12.2, 7.95, 5.9, 4.75) kbps / CS RAB
+ Interactive or background / UL:8 DL:8 kbps / PS RAB
+ UL:3.4 DL:3.4 kbps SRBs for DCCH.
- 38g) Conversational / speech / UL: (12.2, 7.95, 5.9, 4.75) DL: (12.2, 7.95, 5.9, 4.75) kbps / CS RAB
+ Interactive or background / UL:16 DL:16 kbps / PS RAB
+ UL:3.4 DL:3.4 kbps SRBs for DCCH.
- 38h) Conversational / speech / UL: (12.2, 7.95, 5.9, 4.75) DL: (12.2, 7.95, 5.9, 4.75) kbps / CS RAB
+ Interactive or background / UL:32 DL:32 kbps / PS RAB
+ UL:3.4 DL:3.4 kbps SRBs for DCCH.
- 38i) Conversational / speech / UL: (12.2, 7.95, 5.9, 4.75) DL: (12.2, 7.95, 5.9, 4.75) kbps / CS RAB
+ Interactive or background / UL:64 DL:64 kbps / PS RAB
+ UL:3.4 DL:3.4 kbps SRBs for DCCH.
- 38j) Conversational / speech / UL: (12.2, 7.95, 5.9, 4.75) DL: (12.2, 7.95, 5.9, 4.75) kbps / CS RAB
+ Interactive or background / UL:64 DL:128 kbps / PS RAB
+ UL:3.4 DL:3.4 kbps SRBs for DCCH.
- 39) Conversational / speech / UL:12.2 DL:12.2 kbps / CS RAB
+ Interactive or background / UL:32 DL:64 kbps / PS RAB
+ UL:3.4 DL:3.4 kbps SRBs for DCCH.
- 40) Conversational / speech / UL:12.2 DL:12.2 kbps / CS RAB
+ Interactive or background / UL:64 DL:64 kbps / PS RAB
+ UL:3.4 DL: 3.4 kbps SRBs for DCCH.
- 41) Conversational / speech / UL:12.2 DL:12.2 kbps / CS RAB
+ Interactive or background / UL:64 DL:128 kbps / PS RAB
+ UL:3.4 DL:3.4 kbps SRBs for DCCH.
- 42) Conversational / speech / UL:12.2 DL:12.2 kbps / CS RAB
+ Interactive or background / UL:64 DL:256 kbps / PS RAB
+ UL:3.4 DL:3.4 kbps SRBs for DCCH.
- 43) Conversational / speech / UL:12.2 DL:12.2 kbps / CS RAB
+ Interactive or background / UL:64 DL:384 kbps / PS RAB
+ UL:3.4 DL:3.4 kbps SRBs for DCCH.

- 44) Conversational / speech / UL:12.2 DL:12.2 kbps / CS RAB
+ Interactive or background / UL:128 DL:2 048 kbps / PS RAB
+ UL:3.4 DL:3.4 kbps SRBs for DCCH.
- 45) Conversational / speech / UL:12.2 DL:12.2 kbps / CS RAB
+ Streaming / unknown / UL:57.6 DL:57.6 kbps / CS RAB
+ UL:3.4 DL:3.4 kbps SRBs for DCCH.
- 46) Void.
- 47) Void.
- 48) Void.
- 49) Conversational / speech / UL:12.2 DL:12.2 kbps / CS RAB
+ Conversational / unknown / UL:64 DL:64 kbps / CS RAB
+ UL:3.4 DL:3.4 kbps SRBs for DCCH.
- 49a) Conversational / speech / UL:(12.2, 7.95, 5.9, 4.75) DL: (12.2, 7.95, 5.9, 4.75) kbps / CS RAB
+ Conversational / unknown / UL:64 DL:64 kbps / CS RAB
+ UL:3.4 DL:3.4 kbps SRBs for DCCH.
- 50) Conversational / unknown / UL:64 DL:64 kbps / CS RAB
+ Conversational / unknown / UL:64 DL:64 kbps / CS RAB
+ UL:3.4 DL:3.4 kbps SRBs for DCCH.
- 51) Conversational / unknown / UL:64 DL:64 kbps / CS RAB
+ Interactive or background / UL:64 DL:64 kbps / PS RAB
+ UL:3.4 DL:3.4 kbps SRBs for DCCH.
- 51a) Conversational / unknown / UL:64 DL:64 kbps / CS RAB
+ Interactive or background / UL:8 DL:8 kbps / PS RAB
+ UL:3.4 DL:3.4 kbps SRBs for DCCH.
- 51b) Conversational / unknown / UL:64 DL:64 kbps / CS RAB
+ Interactive or background / UL:16 DL:64 kbps / PS RAB
+ UL:3.4 DL:3.4 kbps SRBs for DCCH.
- 52) Conversational / unknown / UL:64 DL:64 kbps / CS RAB
+ Interactive or background / UL:64 DL:128 kbps / PS RAB
+ UL:3.4 DL:3.4 kbps SRBs for DCCH.
- 53) Conversational / unknown / UL:64 DL:64 kbps / CS RAB
+ Interactive or background / UL:128 DL:128 kbps / PS RAB
+ UL:3.4 DL:3.4 kbps SRBs for DCCH.
- 54) Void.
- 55) Void.
- 56) Interactive or background / UL:8 DL:8 kbps / PS RAB
+ Interactive or background / UL:8 DL:8 kbps / PS RAB
+ UL:3.4 DL:3.4 kbps SRBs for DCCH.
- 57) Interactive or Background / UL:64 DL:64 kbps / CS RAB
+ Interactive or background / UL:64 DL:64 kbps / PS RAB
+ UL:3.4 DL:3.4 kbps SRBs for DCCH.
- 58) Streaming / Unknown / UL:16 DL:64 kbps / CS RAB
+ Interactive or background / UL:8 DL:8 kbps / PS RAB
+ UL:3.4 DL:3.4 kbps SRBs for DCCH.
- 59) Reserved for future use
- 60) Reserved for future use

- 61) Conversational / Unknown / UL:8 DL:8 kbps / CS RAB
+ Interactive or background / UL:8 DL:8 kbps / PS RAB
+ UL:3.4 DL:3.4 kbps SRBs for DCCH.
- 62) Interactive or background / UL:256 DL: 64 kbps / PS RAB
+ UL:3.4 DL:3.4 kbps SRBs for DCCH
- 63) Streaming / unknown / UL:16 DL:32 kbps / PS RAB
+ Interactive or background / UL:8 DL:8 kbps / PS RAB
+ UL:3.4 DL:3.4 kbps SRBs for DCCH
- 64) Streaming / unknown / UL:16 DL:128 kbps / PS RAB
+ Interactive or background / UL:8 DL:8 kbps / PS RAB
+ UL:3.4 DL:3.4 kbps SRBs for DCCH
- 65) Streaming / unknown / UL:32 DL:256 kbps / PS RAB
+ Interactive or background / UL:8 DL:8 kbps / PS RAB
+ UL:3.4 DL:3.4 kbps SRBs for DCCH
- 66) Conversational / speech / UL:12.2 DL:12.2 kbps / CS RAB
+ Interactive or background / UL:128 DL:128 kbps / PS RAB
+ UL:3.4 DL:3.4 kbps SRBs for DCCH
- 67) Conversational / speech / UL:12.2 DL:12.2 kbps / CS RAB
+ Streaming / unknown / UL:16 DL:64 kbps / PS RAB
+ Interactive or background / UL:8 DL:8 kbps / PS RAB
+ UL:3.4 DL:3.4 kbps SRBs for DCCH
- 68) Conversational / speech / UL:12.2 DL:12.2 kbps / CS RAB
+ Streaming / unknown / UL:16 DL:128 kbps / PS RAB
+ Interactive or background / UL:8 DL:8 kbps / PS RAB
+ UL:3.4 DL:3.4 kbps SRBs for DCCH
- 69) Conversational / speech / UL:12.2 DL:12.2 kbps / CS RAB
+ Streaming / unknown / UL:128 DL:64 kbps / PS RAB
+ Interactive or background / UL:8 DL:8 kbps / PS RAB
+ UL:3.4 DL:3.4 kbps SRBs for DCCH
- 70) Interactive or background / UL:64 DL:64 kbps / PS RAB
+ Interactive or background / UL:64 DL:64 kbps / PS RAB
+ Interactive or background / UL:64 DL:64 kbps / PS RAB
+ UL:3.4 DL:3.4 kbps SRBs for DCCH

Combinations on PDSCH, SCCPCH, PUSCH and PRACH

- 1) Interactive or background / UL:64 DL:256 kbps / PS RAB
+ UL: 3.4/16.8 DL: 3.4/33.6 kbps SRBs for DCCH, CCCH and BCCH
+ UL:16.8 DL: 16 kbps SRBs for SHCCH.
- 2) Interactive or background / UL:64 DL:384 kbps / PS RAB
+ UL: 3.4/16.8 DL: 3.4/33.6 kbps SRBs for DCCH, CCCH and BCCH
+ UL: 16.8 DL: 16 kbps SRBs for SHCCH.
- 3) Interactive or background / UL:64 DL:2 048 kbps / PS RAB
+ UL:3.4/16.8 DL: 3.4/33.6 kbps SRBs for DCCH, CCCH and BCCH
+ UL: 16.8 DL: 16 kbps SRBs for SHCCH.

Combinations on PDSCH, SCCPCH, DPCH, PUSCH and PRACH

- 1) Conversational / speech / UL:12.2 DL:12.2 kbps / CS RAB
+ UL:3.4 DL:3.4 kbps SRBs for DCCH
+ Interactive or background / UL:64 DL:256 kbps / PS RAB
+ UL:16.8 kbps SRBs for CCCH and SHCCH
+ DL: 33.6 kbps SRBs for CCCH, SHCCH and BCCH.

- 2) Conversational / speech / UL:12.2 DL:12.2 kbps / CS RAB
 - + UL:3.4 DL:3.4 kbps SRBs for DCCH
 - + Interactive or background / UL:64 DL:384 kbps / PS RAB
 - + UL:16.8 kbps SRBs for CCCH and SHCCH
 - + DL: 33.6 kbps SRBs for CCCH, SHCCH and BCCH.
- 3) Conversational / speech / UL:12.2 DL:12.2 kbps / CS RAB
 - + UL:3.4 DL:3.4 kbps SRBs for DCCH
 - + Interactive or background / UL:64 DL:2 048 kbps / PS RAB
 - + UL:16.8 kbps SRBs for CCCH and SHCCH
 - + DL: 33.6 kbps SRBs for CCCH, SHCCH and BCCH.

Combinations on SCCPCH

- 1) Stand-alone SRB for PCCH.
- 2) Interactive or background / DL:32 kbps / PS RAB
 - + SRB for CCCH
 - + SRBs for DCCH
 - + SRB for BCCH.
- 2a) Interactive/Background 32 kbps PS RAB
 - + Interactive/Background 32 kbps PS RAB
 - + SRB for CCCH
 - + SRBs for DCCH
 - + SRB for BCCH.
- 2b) SRBs for CCCH
 - + SRB for DCCH
 - + SRB for BCCH.
- 3) Interactive or background / DL:32 kbps / PS RAB
 - + SRB for PCCH
 - + SRB for CCCH
 - + SRBs for DCCH
 - + SRB for BCCH.
- 3a) SRB for PCCH
 - + SRB for CCCH
 - + SRB for DCCH
 - + SRB for BCCH.
- 4) RB for CTCH
 - + SRB for CCCH
 - + SRB for BCCH.

Combinations on PRACH

- 1) SRB for CCCH
 - + SRBs for DCCH.
- 2) Interactive/Background 12.8 kbps PS RAB
 - + SRB for CCCH
 - + SRBs for DCCH.
- 3) Interactive/Background 12.8 kbps PS RAB
 - + Interactive/Background 12.8 kbps PS RAB
 - + SRB for CCCH
 - + SRBs for DCCH.

Combinations on DPCH and HS-PDSCH

- 1) Interactive or background / UL:8 DL: [max bit rate depending on UE category] / PS RAB + UL:3.4 DL:3.4 kbps SRBs for DCCH (REL-5)

- 1a) Interactive or background / UL:8 (multiframe) DL: [max bit rate depending on UE category] / PS RAB+ UL:3.4 DL:3.4 kbps SRBs for DCCH (multiframe) (REL-5)
- 2) Interactive or background / UL:16 DL: [max bit rate depending on UE category] / PS RAB + UL:3.4 DL:3.4 kbps SRBs for DCCH (REL-5)
- 2a) Interactive or background / UL:16(multiframe) DL: [max bit rate depending on UE category] / PS RAB + UL:3.4 DL:3.4 kbps SRBs for DCCH(multiframe) (REL-5)
- 3) Interactive or background / UL:32 DL: [max bit rate depending on UE category] / PS RAB + UL:3.4 DL:3.4 kbps SRBs for DCCH (REL-5)
- 3a) Interactive or background / UL:32(multiframe) DL: [max bit rate depending on UE category] / PS RAB +UL:3.4 DL:3.4 kbps SRBs for DCCH(multiframe) (REL-5)
- 4) Interactive or background / UL:64 DL: [max bit rate depending on UE category] / PS RAB + UL:3.4 DL:3.4 kbps SRBs for DCCH (REL-5)
- 5) Interactive or background / UL:128 DL: [max bit rate depending on UE category] / PS RAB + UL:3.4 DL:3.4 kbps SRBs for DCCH (REL-5)
- 6) Conversational / speech / UL:12.2 DL:12.2 kbps / CS RAB + Interactive or background / UL:32 DL:[Bit rate depending on the UE category] / PS RAB + UL:3.4 DL:3.4 kbps SRBs for DCCH (REL-5)
- 7) Conversational / speech / UL:12.2 DL:12.2 kbps / CS RAB + Interactive or background / UL:64 DL:[Bit rate depending on the UE category] / PS RAB + UL:3.4 DL:3.4 kbps SRBs for DCCH (REL-5)
- 8) Conversational / unknown / UL:64 DL:64 kbps / CS RAB + Interactive or background / UL:64 DL:[Bit rate depending on the UE category] / PS RAB + UL:3.4 DL:3.4 kbps SRBs for DCCH (REL-5)
- 9) Interactive or background / UL:64 DL: [bit rate depending on UE category] / PS RAB + Interactive or background / UL:64 DL: [bit rate depending on UE category] / PS RAB+UL:3.4 DL:3.4 kbps SRBs for DCCH
- 10) Conversational/Speech/UL:12.2 DL:12.2kbps/CS RAB + interactive or Background / UL:64 kbps DL: [bit rate depending on UE category]/PS RAB + interactive or Background / UL:64 kbps DL: [bit rate depending on UE category]/PS RAB + UL:3.4 DL 3.4 kbps SRB for DCCH
- 11) Streaming/ UL:32 DL:[Rate depending on UE category]/ PS RAB + interactive or Background/ UL:8 kbps DL:[Rate depending on UE category]/ PS RAB + UL:3.4 DL 3.4 kbps SRB for DCCH
- 12) Streaming/ UL:16 DL:[Rate depending on UE category]/ PS RAB + interactive or Background/ UL:8 kbps DL:[Rate depending on UE category]/ PS RAB + UL:3.4 DL 3.4 kbps SRB for DCCH
- 13) Conversational / speech / UL:12.2 DL:12.2 kbps / CS RAB + interactive or Background/ UL:384 kbps DL:[Rate depending on UE category]/ PS RAB + UL:3.4 DL 3.4 kbps SRB for DCCH
- 14) Conversational / speech / UL:12.2 DL:12.2 kbps / CS RAB + Streaming/ UL:16 kbps DL:[Rate depending on UE category]/ PS RAB + interactive or Background/ UL:8 kbps DL:[Rate depending on UE category]/ PS RAB + UL:3.4 DL 3.4 kbps SRB for DCCH
- 15) Conversational / speech / UL:12.2 DL:12.2 kbps / CS RAB + Streaming/ UL:32 kbps DL:[Rate depending on UE category]/ PS RAB + interactive or Background/ UL:8 kbps DL:[Rate depending on UE category]/ PS RAB + UL:3.4 DL 3.4 kbps SRB for DCCH
- 16) Conversational / speech / UL:12.2 DL:12.2 kbps / CS RAB + Streaming/ UL:64 kbps DL:[Rate depending on UE category]/ PS RAB + interactive or Background/ UL:8 kbps DL:[Rate depending on UE category]/ PS RAB + UL:3.4 DL 3.4 kbps SRB for DCCH
- 17) Streaming/ UL:64 kbps DL:[Rate depending on UE category]/ PS RAB + interactive or Background/ UL:8 kbps DL:[Rate depending on UE category]/ PS RAB + UL:3.4 DL 3.4 kbps SRB for DCCH

Combinations on HS-PDSCH and E-PUCH

- 1) Stand-alone UL: [max bit rate depending on UE category and TTI] DL:[max bit rate depending on UE category] SRBs for DCCH on E-DCH and HS-DSCH

- 2) Streaming or interactive or background / UL: [max bit rate depending on UE category and TTI] DL: [max bit rate depending on UE category] / PS RAB + UL:3.4 DL:3.4 kbps SRBs for DCCH on DCH
- 3) Streaming or interactive or background / UL: [max bit rate depending on UE category and TTI] DL: [max bit rate depending on UE category] / PS RAB + UL:[max bit rate depending on UE category and TTI] DL:3.4 kbps SRBs for DCCH on E-DCH and DL DCH
- 4) Streaming or interactive or background / UL: [max bit rate depending on UE category and TTI] DL: [max bit rate depending on UE category] / PS RAB + UL: [max bit rate depending on UE category and TTI] DL: [max bit rate depending on UE category] SRBs for DCCH on E-DCH and HS-DSCH
- 5) Conversational / speech / UL:12.2 DL:12.2 kbps / CS RAB + Streaming or interactive or background / UL: [max bit rate depending on UE category and TTI] DL: [max bit rate depending on UE category] / PS RAB + UL:3.4 DL:3.4 kbps SRBs for DCCH
- 6) Streaming or interactive or background / UL: [max bit rate depending on UE category and TTI] DL: [max bit rate depending on UE category] / PS RAB + UL:3.4 DL:3.4 kbps SRBs for DCCH on DCH
- 7) Streaming or interactive or background / UL: [max bit rate depending on UE category and TTI] DL: [max bit rate depending on UE category] / PS RAB + Streaming or interactive or background / UL: [max bit rate depending on UE category and TTI] DL: [max bit rate depending on UE category] + UL:[max bit rate depending on UE category and TTI] DL:3.4 kbps SRBs for DCCH on E-DCH and DL DCH
- 8) Streaming or interactive or background / UL: [max bit rate depending on UE category and TTI] DL:384 kbps / PS RAB + UL:3.4 DL:3.4 kbps SRBs for DCCH on DCH
- 9) Streaming or interactive or background / UL: [max bit rate depending on UE category and TTI] DL:128 kbps / PS RAB + UL:3.4 DL:3.4 kbps SRBs for DCCH on DCH
- 10) Streaming or interactive or background / UL: [max bit rate depending on UE category and TTI] DL:64 kbps / PS RAB + UL:3.4 DL:3.4 kbps SRBs for DCCH on DCH
- 11) Streaming or interactive or background / UL: [max bit rate depending on UE category and TTI] DL:32 kbps / PS RAB + UL:3.4 DL:3.4 kbps SRBs for DCCH on DCH
- 12) Streaming or interactive or background / UL: [max bit rate depending on UE category and TTI] DL:64 kbps / PS RAB + Streaming or interactive or background / UL: [max bit rate depending on UE category and TTI] DL:64 kbps / PS RAB + UL:3.4 DL:3.4 kbps SRBs for DCCH on DCH
- 13) Conversational / speech / UL:12.2 DL:12.2 kbps / CS RAB + Streaming or interactive or background / UL: [max bit rate depending on UE category and TTI] DL: 384 kbps / PS RAB + UL:3.4 DL:3.4 kbps SRBs for DCCH
- 14) Conversational / speech / UL:12.2 DL:12.2 kbps / CS RAB + Streaming or interactive or background / UL: [max bit rate depending on UE category and TTI] DL: 64 kbps / PS RAB + UL:3.4 DL:3.4 kbps SRBs for DCCH
- 15) Conversational / speech / UL:12.2 DL:12.2 kbps / CS RAB + Streaming or interactive or background / UL: [max bit rate depending on UE category and TTI] DL: 64 kbps / PS RAB + Streaming or interactive or background / UL: [max bit rate depending on UE category and TTI] DL: 64 kbps / PS RAB + UL:3.4 DL:3.4 kbps SRBs for DCCH
- 16) Conversational / speech / UL:12.2 DL:12.2 kbps / CS RAB + Streaming or interactive or background / UL: [max bit rate depending on UE category and TTI] DL: 64 kbps / PS RAB + Streaming or interactive or background / UL: [max bit rate depending on UE category and TTI] DL: 8 kbps / PS RAB + UL:3.4 DL:3.4 kbps SRBs for DCCH
- 17) Conversational / speech / UL:12.2 DL:12.2 kbps / CS RAB + Streaming or interactive or background / UL: [max bit rate depending on UE category and TTI] DL: 32 kbps / PS RAB + Streaming or interactive or background / UL: [max bit rate depending on UE category and TTI] DL: 8 kbps / PS RAB + UL:3.4 DL:3.4 kbps SRBs for DCCH
- 18) Conversational / speech / UL:12.2 DL:12.2 kbps / CS RAB + Streaming or interactive or background / UL: [max bit rate depending on UE category and TTI] DL: 16 kbps / PS RAB + Streaming or interactive or

background / UL: [max bit rate depending on UE category and TTI] DL: 8 kbps / PS RAB + UL:3.4 DL:3.4 kbps SRBs for DCCH

- 19) Streaming or interactive or background / UL: [max bit rate depending on UE category and TTI] DL:64 kbps / PS RAB + Streaming or interactive or background / UL: [max bit rate depending on UE category and TTI] DL:8 kbps / PS RAB + UL:3.4 DL:3.4 kbps SRBs for DCCH on DCH
- 20) Streaming or interactive or background / UL: [max bit rate depending on UE category and TTI] DL:32 kbps / PS RAB + Streaming or interactive or background / UL: [max bit rate depending on UE category and TTI] DL:8 kbps / PS RAB + UL:3.4 DL:3.4 kbps SRBs for DCCH on DCH
- 21) Streaming or interactive or background / UL: [max bit rate depending on UE category and TTI] DL:16 kbps / PS RAB + Streaming or interactive or background / UL: [max bit rate depending on UE category and TTI] DL:8 kbps / PS RAB + UL:3.4 DL:3.4 kbps SRBs for DCCH on DCH

6.11.5.3 Example of linkage between RABs and services

See clause 6.10.3.3.

6.11.5.4 Typical radio parameter sets

6.11.5.4.1 Combinations on DPCH

6.11.5.4.1.1 Stand-alone UL:1.7 DL:1.7 kbps SRBs for DCCH

6.11.5.4.1.1.1 Uplink

6.11.5.4.1.1.1.1 Transport channel parameters

6.11.5.4.1.1.1.1.1 Transport channel parameters for UL:1.7 kbps SRBs for DCCH

See clause 6.10.3.4.1.1.1.1.1.

6.11.5.4.1.1.1.1.2 TFCS

See clause 6.10.3.4.1.1.1.1.2.

6.11.5.4.1.1.1.2 Physical channel parameters

DPCH Uplink	Modulation	QPSK
	Codes and time slots / radio frame	SF16 x 1 code x 2 time slots
	Max. Number of data bits / radio frame	160 bits
	TFCI code word / radio frame	8 bits
	TPC / radio frame	2x2 bits
	SS / radio frame	2x2 bits
	Puncturing Limit	1

6.11.5.4.1.1.2 Downlink

6.11.5.4.1.1.2.1 Transport channel parameters

6.11.5.4.1.1.2.1.1 Transport channel parameters for DL:1.7 kbps SRBs for DCCH

See clause 6.10.3.4.1.1.2.1.1.

6.11.5.4.1.1.2.1.2 TFCS

See clause 6.10.3.4.1.1.2.1.2.

6.11.5.4.1.1.2.2 Physical channel parameters

DPCH Downlink	Modulation	QPSK
	Codes and time slots / radio frame	SF16 x 1 code x 2 time slots
	Max. Number of data bits / radio frame	160 bits
	TFCI code word / radio frame	8 bits
	TPC / radio frame	2x2 bits

	SS / radio frame	2x2 bits
	Puncturing Limit	1

6.11.5.4.1.1a Stand-alone UL:1.7 DL:1.7 kbps SRBs for DCCH (multiframe)

6.11.5.4.1.1a.1 Uplink

6.11.5.4.1.1a.1.1 Transport channel parameters

6.11.5.4.1.1a.1.1.1 Transport channel parameters for UL:1.7 kbps SRBs for DCCH

See clause 6.10.3.4.1.1a.1.1.1.

6.11.5.4.1.1a.1.1.2 TFCS

See clause 6.10.3.4.1.1a.1.1.2.

6.11.5.4.1.1a.1.2 Physical channel parameters

DPCH Uplink	Modulation	QPSK
	Codes and time slots / radio frame	SF16 x 1 code x 2 time slots
	Max. Number of data bits / radio frame	160 bits
	TFCl code word / radio frame	8 bits
	TPC / radio frame	2x2 bits
	SS / radio frame	2x2 bits
	Puncturing Limit	0.60
	Repetition period	8
	Repetition length	2
NOTE: In case the first TFC in the TFCS is not configured, the TFCl code word will be 4 bit.		

6.11.5.4.1.1a.2 Downlink

6.11.5.4.1.1a.2.1 Transport channel parameters

6.11.5.4.1.1a.2.1.1 Transport channel parameters for DL:1.7 kbps SRBs for DCCH

See clause 6.10.3.4.1.1a.2.1.1.

6.11.5.4.1.1a.2.1.2 TFCS

See clause 6.10.3.4.1.1a.2.1.2.

6.11.5.4.1.1a.2.2 Physical channel parameters

DPCH Uplink	Modulation	QPSK
	Codes and time slots / radio frame	SF16 x 1 code x 2 time slots
	Max. Number of data bits / radio frame	160 bits
	TFCl code word / radio frame	8 bits
	TPC / radio frame	2x2 bits
	SS / radio frame	2x2 bits
	Puncturing Limit	0.60
	Repetition period	8
	Repetition length	2
NOTE: In case the first TFC in the TFCS is not configured, the TFCl code word will be 4 bit.		

6.11.5.4.1.2 Stand-alone UL:3.4 DL:3.4 kbps SRBs for DCCH

6.11.5.4.1.2.1 Uplink

6.11.5.4.1.2.1.1 Transport channel parameters

6.11.5.4.1.2.1.1.1 Transport channel parameters for UL:3.4 kbps SRBs for DCCH

See clause 6.10.3.4.1.2.1.1.1.

6.11.5.4.1.2.1.1.2 TFCS

See clause 6.10.3.4.1.2.1.1.2.

6.11.5.4.1.2.1.2 Physical channel parameters

DPCH Uplink	Modulation	QPSK
	Codes and time slots / radio frame	SF16 x 1 code x 2 time slots
	Max. Number of data bits / radio frame	160 bits
	TFCI code word / radio frame	8 bits
	TPC / radio frame	2x2 bits
	SS / radio frame	2x2 bits
	Puncturing Limit	1
NOTE: In case the first TFCS is not configured, the TFCI code word will be 4 bit.		

6.11.5.4.1.2.2 Downlink

6.11.5.4.1.2.2.1 Transport channel parameters

6.11.5.4.1.2.2.1.1 Transport channel parameters for DL:3.4 kbps SRBs for DCCH

See clause 6.10.3.4.1.2.2.1.1.

6.11.5.4.1.2.2.1.2 TFCS

See clause 6.10.3.4.1.2.2.1.2.

6.11.5.4.1.2.2.2 Physical channel parameters

DPCH Downlink	Modulation	QPSK
	Codes and time slots / radio frame	SF16 x 1 code x 2 time slots
	Max. Number of data bits / radio frame	160 bits
	TFCI code word / radio frame	8 bits
	TPC / radio frame	2x2 bits
	SS / radio frame	2x2 bits
	Puncturing Limit	1
NOTE: In case the first TFCS is not configured, the TFCI code word will be 4 bit.		

6.11.5.4.1.2a Stand-alone UL:3.4 DL:3.4 kbps SRBs for DCCH (multiframe)

6.11.5.4.1.2a.1 Uplink

6.11.5.4.1.2a.1.1 Transport channel parameters

6.11.5.4.1.2a.1.1.1 Transport channel parameters for UL:3.4 kbps SRBs for DCCH (multiframe)

Higher layer	RAB/signalling RB	SRB#1	SRB#2	SRB#3	SRB#4
	User of Radio Bearer	RRC	RRC	NAS_DT High priority	NAS_DT Low priority
RLC	Logical channel type	DCCH	DCCH	DCCH	DCCH
	RLC mode	UM	AM	AM	AM
	Payload sizes, bit	136	128	128	128
	Max data rate, bps	3 400	3 200	3 200	3 200
	AMD/UMD PDU header, bit	8	16	16	16
MAC	MAC header, bit	4	4	4	4
	MAC multiplexing	4 logical channel multiplexing			
Layer 1	TrCH type	DCH			
	TB sizes, bit	148 (alt. 0,148) (note)			
	TFS	TF0, bits	0x148 (alt. 1x0) (note)		
		TF1, bits	1x148		
	TTI, ms	20			
	Coding type	CC 1/3			
	CRC, bit	16			
Max number of bits/TTI before rate matching	516				

	Max number of bits/radio frame before rate matching	516
	RM attribute	155 to 165
NOTE: Alternative parameters enable the measurement "transport channel BLER" in the UTRAN.		

6.11.5.4.1.2a.1.1.2 TFCS

See clause 6.10.3.4.1.2.1.1.2.

6.11.5.4.1.2a.1.2 Physical channel parameters

DPCH Uplink	Modulation	QPSK
	Codes and time slots / radio frame	SF8 x 1 code x 2 time slots
	Max. Number of data bits / radio frame	336 bits
	TFCI code word / radio frame	8 bits
	TPC / radio frame	2x2 bit
	SS / radio frame	2x2 bit
	Puncturing Limit	0.64
	Repetition period	8
	Repetition length	2
NOTE: In case the first TFCS is not configured, the TFCI code word will be 4 bit.		

6.11.5.4.1.2a.2 Downlink

6.11.5.4.1.2a.2.1 Transport channel parameters

6.11.5.4.1.2a.2.1.1 Transport channel parameters for DL:3.4 kbps SRBs for DCCH (multiframe)

Higher layer	RAB/signalling RB	SRB#1	SRB#2	SRB#3	SRB#4
	User of Radio Bearer	RRC	RRC	NAS_DT High priority	NAS_DT Low priority
RLC	Logical channel type	DCCH	DCCH	DCCH	DCCH
	RLC mode	UM	AM	AM	AM
	Payload sizes, bit	136	128	128	128
	Max data rate, bps	3 400	3 200	3 200	3 200
	AMD/UMD PDU header, bit	8	16	16	16
MAC	MAC header, bit	4	4	4	4
	MAC multiplexing	4 logical channel multiplexing			
Layer 1	TrCH type	DCH			
	TB sizes, bit	148 (alt. 0, 148) (note)			
	TFS	TF0, bits	0x148 (alt. 1x0) (note)		
		TF1, bits	1x148		
	TTI, ms	20			
	Coding type	CC 1/3			
	CRC, bit	16			
	Max number of bits/TTI before rate matching	516			
	Max number of bits/radio frame before rate matching	516			
		RM attribute	155 to 165		
NOTE: Alternative parameters enable the measurement "transport channel BLER" in the UE.					

6.11.5.4.1.2a.2.1.2 TFCS

See clause 6.10.3.4.1.2.2.1.2.

6.11.5.4.1.2a.2.2 Physical channel parameters

DPCH Downlink	Modulation	QPSK
	Codes and time slots / radio frame	SF 16 x 2 code x 2 time slots
	Max. Number of data bits / radio frame	336 bits
	TFCI code word / radio frame	8 bits
	TPC / radio frame	2x2 bits
	SS / radio frame	2x2 bits

	Puncturing Limit	0.64
	Repetition period	8
	Repetition length	2
NOTE: In case the first TFCS is not configured, the TFCI code word will be 4 bit.		

6.11.5.4.1.3 Stand-alone UL:13.6 DL:13.6 kbps SRBs for DCCH

6.11.5.4.1.3.1 Uplink

6.11.5.4.1.3.1.1 Transport channel parameters

6.11.5.4.1.3.1.1.1 Transport channel parameters for UL:13.6 kbps SRBs for DCCH

See clause 6.10.3.4.1.3.1.1.1.

6.11.5.4.1.3.1.1.2 TFCS

See clause 6.10.3.4.1.3.1.1.2.

6.11.5.4.1.3.1.2 Physical channel parameters

DPCH Uplink	Modulation	QPSK
	Codes and time slots / radio frame	SF8 x 1 code x 2 time slots
	Max. Number of data bits / radio frame	336 bits
	TFCI code word / radio frame	8 bits
	TPC / radio frame	2x2 bit
	SS / radio frame	2x2 bit
	Puncturing Limit	0.64
NOTE: In case the first TFCS is not configured, the TFCI code word will be 4 bit.		

6.11.5.4.1.3.2 Downlink

6.11.5.4.1.3.2.1 Transport channel parameters

6.11.5.4.1.3.2.1.1 Transport channel parameters for DL:13.6 kbps SRBs for DCCH

See clause 6.10.3.4.1.3.2.1.1.

6.11.5.4.1.3.2.1.2 TFCS

See clause 6.10.3.4.1.3.2.1.2.

6.11.5.4.1.3.2.2 Physical channel parameters

DPCH Downlink	Modulation	QPSK
	Codes and time slots / radio frame	SF 16 x 2 code x 2 time slots
	Max. Number of data bits / radio frame	336 bits
	TFCI code word / radio frame	8 bits
	TPC / radio frame	2x2 bits
	SS / radio frame	2x2 bits
	Puncturing Limit	0.64
NOTE: In case the first TFCS is not configured, the TFCI code word will be 4 bit.		

6.11.5.4.1.4 Conversational / speech / UL:12.2 DL:12.2 kbps / CS RAB + UL:3.4 DL:3.4 kbps SRBs for DCCH

6.11.5.4.1.4.1 Uplink

6.11.5.4.1.4.1.1 Transport channel parameters

6.11.5.4.1.4.1.1.1 Transport channel parameters for Conversational / speech / UL:12.2 kbps / CS RAB

See clause 6.10.3.4.1.4.1.1.1.

6.11.5.4.1.4.1.1.2 Transport channel parameters for UL:3.4 kbps SRBs for DCCH

See clause 6.10.3.4.1.2.1.1.1.

6.11.5.4.1.4.1.1.3 TFCS

See clause 6.10.3.4.1.4.1.1.3.

6.11.5.4.1.4.1.2 Physical channel parameters

DPCH Uplink	Modulation	QPSK
	Codes and time slots / radio frame	SF8 x 1 code x 2 time slots
	Max. Number of data bits / radio frame	328 bits
	TFCI code word / radio frame	16 bits
	TPC / radio frame	2x2 bits
	SS / radio frame	2x2 bits
	Puncturing Limit	0.48

6.11.5.4.1.4.2 Downlink

6.11.5.4.1.4.2.1 Transport channel parameters

6.11.5.4.1.4.2.1.1 Transport channel parameters for Conversational / speech / DL:12.2 kbps / CS RAB

See clause 6.10.3.4.1.4.2.1.1.

6.11.5.4.1.4.2.1.2 Transport channel parameters for DL:3.4 kbps SRBs for DCCH

See clause 6.10.3.4.1.2.2.1.1.

6.11.5.4.1.4.2.1.3 TFCS

See clause 6.10.3.4.1.4.2.1.3.

6.11.5.4.1.4.2.2 Physical channel parameters

DPCH Downlink	Modulation	QPSK
	Codes and time slots / radio frame	SF 16 x 2 code x 2 time slots
	Max. Number of data bits / radio frame	328 bits
	TFCI code word / radio frame	16 bits
	TPC / radio frame	2x2 bits
	SS / radio frame	2x2 bits
	Puncturing Limit	0.48

6.11.5.4.1.4a Conversational / speech / UL: 12.2 7.95 5.9 4.75 DL:12.2 7.95 5.9 4.75 kbps / CS RAB + UL:3.4 DL:3.4 kbps SRBs for DCCH

6.11.5.4.1.4a.1 Uplink

6.11.5.4.1.4a.1.1 Transport channel parameters

6.11.5.4.1.4a.1.1.1 Transport channel parameters for Conversational / speech / UL: 12.2 7.95 5.9 4.75 kbps / CS RAB

See clause 6.10.3.4.1.4a.1.1.1.

6.11.5.4.1.4a.1.1.2 Transport channel parameters for UL:3.4 kbps SRBs for DCCH

See clause 6.10.3.4.1.2.1.1.1.

6.11.5.4.1.4a.1.1.3 TFCS

See clause 6.10.3.4.1.4a.1.1.3.

6.11.5.4.1.4a.1.2 Physical channel parameters

DPCH Uplink	Modulation	QPSK
	Codes and time slots / radio frame	SF8 x 1 code x 2 time slots

	Max. Number of data bits / radio frame	328 bits
	TFCI code word / radio frame	16 bits
	TPC / radio frame	2x2 bits
	SS / radio frame	2x2 bits
	Puncturing Limit	0.48

6.11.5.4.1.4a.2 Downlink

6.11.5.4.1.4a.2.1 Transport channel parameters

6.11.5.4.1.4a.2.1.1 Transport channel parameters for Conversational / speech / DL: (12.2, 7.95, 5.9, 4.75) kbps / CS RAB

See clause 6.10.3.4.1.4a.2.1.1.

6.11.5.4.1.4a.2.1.2 Transport channel parameters for DL:3.4 kbps SRBs for DCCH

See clause 6.10.3.4.1.2.2.1.1.

6.11.5.4.1.4a.2.1.3 TFCS

See clause 6.10.3.4.1.4a.1.2.1.3.

6.11.5.4.1.4a.2.2 Physical channel parameters

DPCH Downlink	Modulation	QPSK
	Codes and time slots / radio frame	SF 16 x 2 code x 2 time slots
	Max. Number of data bits / radio frame	328 bits
	TFCI code word / radio frame	16 bits
	TPC / radio frame	2x2 bits
	SS / radio frame	2x2 bits
	Puncturing Limit	0.48

6.11.5.4.1.5 Conversational / speech / UL:10.2 DL:10.2 kbps / CS RAB + UL:3.4 DL:3.4 kbps SRBs for DCCH

6.11.5.4.1.5.1 Uplink

6.11.5.4.1.5.1.1 Transport channel parameters

6.11.5.4.1.5.1.1.1 Transport channel parameters for Conversational / speech / UL:10.2 kbps / CS RAB

See clause 6.10.3.4.1.5.1.1.1.

6.11.5.4.1.5.1.1.2 Transport channel parameters for UL:3.4 kbps SRBs for DCCH

See clause 6.10.3.4.1.2.1.1.1.

6.11.5.4.1.5.1.1.3 TFCS

See clause 6.10.3.4.1.5.1.1.3.

6.11.5.4.1.5.1.2 Physical channel parameters

DPCH Uplink	Modulation	QPSK
	Codes and time slots / radio frame	SF 8 x 1 code x 2 time slots
	Max. Number of data bits / radio frame	328 bits
	TFCI code word / radio frame	16 bits
	TPC / radio frame	2x2 bits
	SS / radio frame	2x2 bits
	Puncturing Limit	0.52

6.11.5.4.1.5.2 Downlink

6.11.5.4.1.5.2.1 Transport channel parameters

6.11.5.4.1.5.2.1.1 Transport channel parameters for Conversational / speech / DL:10.2 kbps / CS RAB

See clause 6.10.3.4.1.5.2.1.1.

6.11.5.4.1.5.2.1.2 Transport channel parameters for DL:3.4 kbps SRBs for DCCH

See clause 6.10.3.4.1.2.2.1.1.

6.11.5.4.1.5.2.1.3 TFCS

See clause 6.10.3.4.1.5.2.1.3.

6.11.5.4.1.5.2.2 Physical channel parameters

DPCH Downlink	Modulation	QPSK
	Codes and time slots / radio frame	SF 16 x 2 code x 2 time slots
	Max. Number of data bits / radio frame	328 bits
	TFCI code word / radio frame	16 bits
	TPC / radio frame	2x2 bits
	SS / radio frame	2x2 bits
	Puncturing Limit	0.52

6.11.5.4.1.5a Conversational / speech / UL:10.2 6.7 5.9 4.75 DL:10.2 6.7 5.9 4.75 kbps / CS RAB + UL:3.4 DL:3.4 kbps SRBs for DCCH

6.11.5.4.1.5a.1 Uplink

6.11.5.4.1.5a.1.1 Transport channel parameters

6.11.5.4.1.5a.1.1.1 Transport channel parameters for Conversational / speech / UL:10.2 6.7 5.9 4.75 kbps / CS RAB

See clause 6.10.3.4.1.5a.1.1.1.

6.11.5.4.1.5a.1.1.2 Transport channel parameters for UL:3.4 kbps SRBs for DCCH

See clause 6.10.3.4.1.2.1.1.1.

6.11.5.4.1.5a.1.1.3 TFCS

See clause 6.10.3.4.1.5a.1.1.3.

6.11.5.4.1.5a.1.2 Physical channel parameters

DPCH Uplink	Modulation	QPSK
	Codes and time slots / radio frame	SF 8 x 1 code x 2 time slots
	Max. Number of data bits / radio frame	328 bits
	TFCI code word / radio frame	16 bits
	TPC / radio frame	2x2 bits
	SS / radio frame	2x2 bits
	Puncturing Limit	0.52

6.11.5.4.1.5a.2 Downlink

6.11.5.4.1.5a.2.1 Transport channel parameters

6.11.5.4.1.5a.2.1.1 Transport channel parameters for Conversational / speech / DL: 10.2 6.7 5.9 4.75 kbps / CS RAB

See clause 6.10.3.4.1.5a.2.1.1.

6.11.5.4.1.5a.2.1.2 Transport channel parameters for DL:3.4 kbps SRBs for DCCH

See clause 6.10.3.4.1.2.2.1.1.

6.11.5.4.1.5a.2.1.3 TFCS

See clause 6.10.3.4.1.5a.2.1.3.

6.11.5.4.1.5a.2.2 Physical channel parameters

DPCH Downlink	Modulation	QPSK
	Codes and time slots / radio frame	SF 16 x 2 code x 2 time slots
	Max. Number of data bits / radio frame	328 bits
	TFCI code word / radio frame	16 bits
	TPC / radio frame	2x2 bits
	SS / radio frame	2x2 bits
	Puncturing Limit	0.52

6.11.5.4.1.6 Conversational / speech / UL:7.95 DL:7.95 kbps / CS RAB + UL:3.4 DL:3.4 kbps SRBs for DCCH

6.11.5.4.1.6.1 Uplink

6.11.5.4.1.6.1.1 Transport channel parameters

6.11.5.4.1.6.1.1.1 Transport channel parameters for Conversational / speech / UL:7.95 kbps / CS RAB

See clause 6.10.3.4.1.6.1.1.1.

6.11.5.4.1.6.1.1.2 Transport channel parameters for UL:3.4 kbps SRBs for DCCH

See clause 6.10.3.4.1.2.1.1.1.

6.11.5.4.1.6.1.1.3 TFCS

See clause 6.10.3.4.1.6.1.1.3.

6.11.5.4.1.6.1.2 Physical channel parameters

DPCH Uplink	Modulation	QPSK
	Codes and time slots / radio frame	SF 8 x 1 code x 2 time slots
	Max. Number of data bits / radio frame	328 bits
	TFCI code word / radio frame	16 bits
	TPC / radio frame	2x2 bits
	SS / radio frame	2x2 bits
	Puncturing Limit	0.60

6.11.5.4.1.6.2 Downlink

6.11.5.4.1.6.2.1 Transport channel parameters

6.11.5.4.1.6.2.1.1 Transport channel parameters for Conversational / speech / DL:7.95 kbps / CS RAB

See clause 6.10.3.4.1.6.2.1.1.

6.11.5.4.1.6.2.1.2 Transport channel parameters for DL:3.4 kbps SRBs for DCCH

See clause 6.10.3.4.1.2.2.1.1.

6.11.5.4.1.6.2.1.3 TFCS

See clause 6.10.3.4.1.6.2.1.3.

6.11.5.4.1.6.2.2 Physical channel parameters

DPCH Downlink	Modulation	QPSK
	Codes and time slots / radio frame	SF 16 x 2 code x 2 time slots
	Max. Number of data bits / radio frame	328 bits
	TFCI code word / radio frame	16 bits
	TPC / radio frame	2x2 bits
	SS / radio frame	2x2 bits
	Puncturing Limit	0.60

6.11.5.4.1.7 Conversational / speech / UL:7.4 DL:7.4 kbps / CS RAB+ UL:3.4 DL:3.4 kbps SRBs for DCCH

6.11.5.4.1.7.1 Uplink

6.11.5.4.1.7.1.1 Transport channel parameters

6.11.5.4.1.7.1.1.1 Transport channel parameters for Conversational / speech / UL:7.4 kbps / CS RAB

See clause 6.10.3.4.1.7.1.1.1.

6.11.5.4.1.7.1.1.2 Transport channel parameters for UL:3.4 kbps SRBs for DCCH

See clause 6.10.3.4.1.2.1.1.1.

6.11.5.4.1.7.1.1.3 TFCS

See clause 6.10.3.4.1.7.1.1.3.

6.11.5.4.1.7.1.2 Physical channel parameters

DPCH Uplink	Modulation	QPSK
	Codes and time slots / radio frame	SF 8 x 1 code x 2 time slots
	Max. Number of data bits / radio frame	328 bits
	TFCI code word / radio frame	16 bits
	TPC / radio frame	2x2 bits
	SS / radio frame	2x2 bits
	Puncturing Limit	0.64

6.11.5.4.1.7.2 Downlink

6.11.5.4.1.7.2.1 Transport channel parameters

6.11.5.4.1.7.2.1.1 Transport channel parameters for Conversational / speech / DL:7.4 kbps / CS RAB

See clause 6.10.3.4.1.7.2.1.1.

6.11.5.4.1.7.2.1.2 Transport channel parameters for DL:3.4 kbps SRBs for DCCH

See clause 6.10.3.4.1.2.2.1.1.

6.11.5.4.1.7.2.1.3 TFCS

See clause 6.10.3.4.1.7.2.1.3.

6.11.5.4.1.7.2.2 Physical channel parameters

DPCH Downlink	Modulation	QPSK
	Codes and time slots / radio frame	SF 16 x 2 code x 2 time slots
	Max. Number of data bits / radio frame	328 bits
	TFCI code word / radio frame	16 bits
	TPC / radio frame	2x2 bits
	SS / radio frame	2x2 bits
	Puncturing Limit	0.64

6.11.5.4.1.7a Conversational / speech / UL:7.4 6.7 5.9 4.75 DL:7.4 6.7 5.9 4.75 / CS RAB+ UL:3.4 DL:3.4 kbps SRBs for DCCH

6.11.5.4.1.7a.1 Uplink

6.11.5.4.1.7a.1.1 Transport channel parameters

6.11.5.4.1.7a.1.1.1 Transport channel parameters for Conversational / speech / UL:7.4 6.7 5.9 4.75 / CS RAB

See clause 6.10.3.4.1.7a.1.1.1.

6.11.5.4.1.7a.1.1.2 Transport channel parameters for UL:3.4 kbps SRBs for DCCH

See clause 6.10.3.4.1.2.1.1.1.

6.11.5.4.1.7a.1.1.3 TFCS

See clause 6.10.3.4.1.7a.1.1.3.

6.11.5.4.1.7a.1.2 Physical channel parameters

DPCH Uplink	Modulation	QPSK
	Codes and time slots / radio frame	SF 8 x 1 code x 2 time slots
	Max. Number of data bits / radio frame	328 bits
	TFCI code word / radio frame	16 bits
	TPC / radio frame	2x2 bits
	SS / radio frame	2x2 bits
	Puncturing Limit	0.64

6.11.5.4.1.7a.2 Downlink

6.11.5.4.1.7a.2.1 Transport channel parameters

6.11.5.4.1.7a.2.1.1 Transport channel parameters for Conversational / speech / DL:7.4 6.7 5.9 4.75 / CS RAB

See clause 6.10.3.4.1.7a.2.1.1.

6.11.5.4.1.7a.2.1.2 Transport channel parameters for DL:3.4 kbps SRBs for DCCH

See clause 6.10.3.4.1.2.2.1.1.

6.11.5.4.1.7a.2.1.3 TFCS

See clause 6.10.3.4.1.7a.2.1.3.

6.11.5.4.1.7a.2.2 Physical channel parameters

DPCH Downlink	Modulation	QPSK
	Codes and time slots / radio frame	SF 16 x 2 code x 2 time slots
	Max. Number of data bits / radio frame	328 bits
	TFCI code word / radio frame	16 bits
	TPC / radio frame	2x2 bits
	SS / radio frame	2x2 bits
	Puncturing Limit	0.64

6.11.5.4.1.8 Conversational / speech / UL:6.7 DL:6.7 kbps / CS RAB + UL:3.4 DL:3.4 kbps SRBs for DCCH

6.11.5.4.1.8.1 Uplink

6.11.5.4.1.8.1.1 Transport channel parameters

6.11.5.4.1.8.1.1.1 Transport channel parameters for Conversational / speech / UL:6.7 kbps / CS RAB

See clause 6.10.3.4.1.8.1.1.1.

6.11.5.4.1.8.1.1.2 Transport channel parameters for UL:3.4 kbps SRBs for DCCH

See clause 6.10.3.4.1.2.1.1.1.

6.11.5.4.1.8.1.1.3 TFCS

See clause 6.10.3.4.1.8.1.1.3.

6.11.5.4.1.8.1.2 Physical channel parameters

DPCH Uplink	Modulation	QPSK
	Codes and time slots / radio frame	SF 8 x 1 code x 2 time slots
	Max. Number of data bits / radio frame	328 bits
	TFCI code word / radio frame	16 bits
	TPC / radio frame	2x2 bits
	SS / radio frame	2x2 bits
Puncturing Limit	0.68	

6.11.5.4.1.8.2 Downlink

6.11.5.4.1.8.2.1 Transport channel parameters

6.11.5.4.1.8.2.1.1 Transport channel parameters for Conversational / speech / DL:6.7 kbps / CS RAB

See clause 6.10.3.4.1.8.2.1.1.

6.11.5.4.1.8.2.1.2 Transport channel parameters for DL:3.4 kbps SRBs for DCCH

See clause 6.10.3.4.1.2.2.1.1.

6.11.5.4.1.8.2.1.3 TFCS

See clause 6.10.3.4.1.8.2.1.3.

6.11.5.4.1.8.2.2 Physical channel parameters

DPCH Downlink	Modulation	QPSK
	Codes and time slots / radio frame	SF 16 x 2 code x 2 time slots
	Max. Number of data bits / radio frame	328 bits
	TFCI code word / radio frame	16 bits
	TPC / radio frame	2x2 bits
	SS / radio frame	2x2 bits
Puncturing Limit	0.68	

6.11.5.4.1.9 Conversational / speech / UL:5.9 DL:5.9 kbps / CS RAB + UL:3.4 DL:3.4 kbps SRBs for DCCH

6.11.5.4.1.9.1 Uplink

6.11.5.4.1.9.1.1 Transport channel parameters

6.11.5.4.1.9.1.1.1 Transport channel parameters for Conversational / speech / UL:5.9 kbps / CS RAB

See clause 6.10.3.4.1.9.1.1.1.

6.11.5.4.1.9.1.1.2 Transport channel parameters for UL:3.4 kbps SRBs for DCCH

See clause 6.10.3.4.1.2.1.1.1.

6.11.5.4.1.9.1.1.3 TFCS

See clause 6.10.3.4.1.9.1.1.3.

6.11.5.4.1.9.1.2 Physical channel parameters

DPCH Uplink	Modulation	QPSK
	Codes and time slots / radio frame	SF 8 x 1 code x 2 time slots
	Max. Number of data bits / radio frame	328 bits
	TFCI code word / radio frame	16 bits
	TPC / radio frame	2x2 bits
	SS / radio frame	2x2 bits
Puncturing Limit	0.72	

6.11.5.4.1.9.2 Downlink

6.11.5.4.1.9.2.1 Transport channel parameters

6.11.5.4.1.9.2.1.1 Transport channel parameters for Conversational / speech / DL:5.9 kbps / CS RAB

See clause 6.10.3.4.1.9.2.1.1.

6.11.5.4.1.9.2.1.2 Transport channel parameters for DL:3.4 kbps SRBs for DCCH

See clause 6.10.3.4.1.2.2.1.1.

6.11.5.4.1.9.2.1.3 TFCS

See clause 6.10.3.4.1.9.2.1.3.

6.11.5.4.1.9.2.2 Physical channel parameters

DPCH Downlink	Modulation	QPSK
	Codes and time slots / radio frame	SF 16 x 2 code x 2 time slots
	Max. Number of data bits / radio frame	328 bits
	TFCI code word / radio frame	16 bits
	TPC / radio frame	2x2 bits
	SS / radio frame	2x2 bits
	Puncturing Limit	0.72

6.11.5.4.1.10 Conversational / speech / UL:5.15 DL:5.15 kbps / CS RAB + UL:1.7 DL:1.7 kbps SRBs for DCCH

6.11.5.4.1.10.1 Uplink

6.11.5.4.1.10.1.1 Transport channel parameters

6.11.5.4.1.10.1.1.1 Transport channel parameters for Conversational / speech / UL:5.15 kbps / CS RAB

See clause 6.10.3.4.1.10.1.1.1.

6.11.5.4.1.10.1.1.2 Transport channel parameters for UL:1.7 kbps SRBs for DCCH

See clause 6.10.3.4.1.1.1.1.1.

6.11.5.4.1.10.1.1.3 TFCS

See clause 6.10.3.4.1.10.1.1.3.

6.11.5.4.1.10.1.2 Physical channel parameters

DPCH Uplink	Modulation	QPSK
	Codes and time slots / radio frame	SF 8 x 1 code x 2 time slots
	Max. Number of data bits / radio frame	328 bits
	TFCI code word / radio frame	16 bits
	TPC / radio frame	2x2 bits
	SS / radio frame	2x2 bits
	Puncturing Limit	0.96

6.11.5.4.1.10.2 Downlink

6.11.5.4.1.10.2.1 Transport channel parameters

6.11.5.4.1.10.2.1.1 Transport channel parameters for Conversational / speech / DL:5.15 kbps / CS RAB

See clause 6.10.3.4.1.10.2.1.1.

6.11.5.4.1.10.2.1.2 Transport channel parameters for DL:1.7 kbps SRBs for DCCH

See clause 6.10.3.4.1.1.2.1.1.

6.11.5.4.1.10.2.1.3 TFCS

See clause 6.10.3.4.1.10.2.1.3.

6.11.5.4.1.10.2.2 Physical channel parameters

DPCH Downlink	Modulation	QPSK
	Codes and time slots / radio frame	SF 16 x 2 code x 2 time slots
	Max. Number of data bits / radio frame	328 bits
	TFCI code word / radio frame	16 bits
	TPC / radio frame	2x2 bits
	SS / radio frame	2x2 bits
	Puncturing Limit	0.96

6.11.5.4.1.11 Conversational / speech / UL:4.75 DL:4.75 kbps / CS RAB + UL:1.7 DL:1.7 kbps SRBs for DCCH

6.11.5.4.1.11.1 Uplink

6.11.5.4.1.11.1.1 Transport channel parameters

6.11.5.4.1.11.1.1.1 Transport channel parameters for Conversational / speech / UL:4.75 kbps / CS RAB

See clause 6.10.3.4.1.11.1.1.1.

6.11.5.4.1.11.1.1.2 Transport channel parameters for UL:1.7 kbps SRBs for DCCH

See clause 6.10.3.4.1.11.1.1.1.

6.11.5.4.1.11.1.1.3 TFCS

See clause 6.10.3.4.1.11.1.1.3.

6.11.5.4.1.11.1.2 Physical channel parameters

DPCH Uplink	Modulation	QPSK
	Codes and time slots / radio frame	SF 8 x 1 code x 2 time slots
	Max. Number of data bits / radio frame	328 bits
	TFCI code word / radio frame	16 bits
	TPC / radio frame	2x2 bits
	SS / radio frame	2x2 bits
	Puncturing Limit	1

6.11.5.4.1.11.2 Downlink

6.11.5.4.1.11.2.1 Transport channel parameters

6.11.5.4.1.11.2.1.1 Transport channel parameters for Conversational / speech / DL:4.75 kbps / CS RAB

See clause 6.10.3.4.1.11.2.1.1.

6.11.5.4.1.11.2.1.2 Transport channel parameters for DL:1.7 kbps SRBs for DCCH

See clause 6.10.3.4.1.11.2.1.1.

6.11.5.4.1.11.2.1.3 TFCS

See clause 6.10.3.4.1.11.2.1.3.

6.11.5.4.1.11.2.2 Physical channel parameters

DPCH Downlink	Modulation	QPSK
	Codes and time slots / radio frame	SF 16 x 2 code x 2 time slots
	Max. Number of data bits / radio frame	328 bits
	TFCI code word / radio frame	16 bits
	TPC / radio frame	2x2 bits

	SS / radio frame	2x2 bits
	Puncturing Limit	1

6.11.5.4.1.12 Conversational / unknown / UL:28.8/DL:28.8 kbps / CS RAB + UL:3.4 DL:3.4 kbps SRBs for DCCH

6.11.5.4.1.12.1 Uplink

6.11.5.4.1.12.1.1 Transport channel parameters

6.11.5.4.1.12.1.1.1 Transport channel parameters for conversational / unknown / UL:28.8 kbps / CS RAB

See clause 6.10.3.4.1.12.1.1.1.

6.11.5.4.1.12.1.1.2 Transport channel parameters for UL:3.4 kbps SRBs for DCCH

See clause 6.10.3.4.1.2.1.1.1.

6.11.5.4.1.12.1.1.3 TFCS

See clause 6.10.3.4.1.12.1.1.3.

6.11.5.4.1.12.1.2 Physical channel parameters

DPCH Uplink	Modulation	QPSK
	Codes and time slots / radio frame	SF 4 x 1 code x 2 time slots
	Max. Number of data bits / radio frame	680 bits
	TFCI code word / radio frame	16 bits
	TPC / radio frame	2x2 bits
	SS / radio frame	2x2 bits
	Puncturing Limit	0.52

6.11.5.4.1.12.2 Downlink

6.11.5.4.1.12.2.1 Transport channel parameters

6.11.5.4.1.12.2.1.1 Transport channel parameters for conversational / unknown / DL:28.8 kbps / CS RAB

See clause 6.10.3.4.1.12.2.1.1.

6.11.5.4.1.12.2.1.2 Transport channel parameters for DL:3.4 kbps SRBs for DCCH

See clause 6.10.3.4.1.2.2.1.1.

6.11.5.4.1.12.2.1.3 TFCS

See clause 6.10.3.4.1.12.2.1.3.

6.11.5.4.1.12.2.2 Physical channel parameters

DPCH Downlink	Modulation	QPSK
	Codes and time slots / radio frame	SF 16 x 4 code x 2 time slots
	Max. Number of data bits / radio frame	680 bits
	TFCI code word / radio frame	16 bits
	TPC / radio frame	2x2 bits
	SS / radio frame	2x2 bits
	Puncturing Limit	0.52

6.11.5.4.1.13 Conversational / unknown / UL:64 DL:64 kbps / CS RAB + UL:3.4 DL:3.4 kbps SRBs for DCCH

6.11.5.4.1.13.1 Uplink

6.11.5.4.1.13.1.1 Transport channel parameters

6.11.5.4.1.13.1.1.1 Transport channel parameters for Conversational / unknown / UL:64 kbps / CS RAB

See clause 6.10.3.4.1.13.1.1.1.

6.11.5.4.1.13.1.1.2 Transport channel parameters for UL:3.4 kbps SRBs for DCCH

See clause 6.10.3.4.1.2.1.1.1.

6.11.5.4.1.13.1.1.3 TFCS

See clause 6.10.3.4.1.13.1.1.3.

6.11.5.4.1.13.1.2 Physical channel parameters

DPCH Uplink	Modulation	QPSK
	Codes and time slots / radio frame	SF2 x 1 code x 2 time slots
	Max. Number of data bits / radio frame	1 384 bits
	TFCI code word / radio frame	16 bits
	TPC / radio frame	2x2 bits
	SS / radio frame	2x2 bits
	Puncturing Limit	0.52

6.11.5.4.1.13.2 Downlink

6.11.5.4.1.13.2.1 Transport channel parameters

6.11.5.4.1.13.2.1.1 Transport channel parameters for Conversational / unknown / DL:64 kbps / CS RAB

See clause 6.10.3.4.1.13.2.1.1.

6.11.5.4.1.13.2.1.2 Transport channel parameters for DL:3.4 kbps SRBs for DCCH

See clause 6.10.3.4.1.2.2.1.1.

6.11.5.4.1.13.2.1.3 TFCS

See clause 6.10.3.4.1.13.2.1.3.

6.11.5.4.1.13.2.2 Physical channel parameters

DPCH Downlink	Modulation	QPSK
	Codes and time slots / radio frame	SF 16 x 8 code x 2 time slots
	Max. Number of data bits / radio frame	1 384 bits
	TFCI code word / radio frame	16 bits
	TPC / radio frame	2x2 bits
	SS / radio frame	2x2 bits
	Puncturing Limit	0.52

6.11.5.4.1.14 Conversational / unknown / UL:32 DL:32 kbps / CS RAB + UL:3.4 DL:3.4 kbps SRBs for DCCH

6.11.5.4.1.14.1 Uplink

6.11.5.4.1.14.1.1 Transport channel parameters

6.11.5.4.1.14.1.1.1 Transport channel parameters for Conversational / unknown / UL:32 kbps / CS RAB

See clause 6.10.3.4.1.14.1.1.1.

6.11.5.4.1.14.1.1.2 Transport channel parameters for UL:3.4 kbps SRBs for DCCH

See clause 6.10.3.4.1.2.1.1.1.

6.11.5.4.1.14.1.1.3 TFCS

See clause 6.10.3.4.1.14.1.1.3.

6.11.5.4.1.14.1.2 Physical channel parameters

DPCH Uplink	Modulation	QPSK
	Codes and time slots / radio frame	SF4 x 1 code x 2 time slots
	Max. Number of data bits / radio frame	680 bits
	TFCI code word / radio frame	16 bits
	TPC / radio frame	2x2 bits
	SS / radio frame	2x2 bits
Puncturing Limit	0.44	

6.11.5.4.1.14.2 Downlink

6.11.5.4.1.14.2.1 Transport channel parameters

6.11.5.4.1.14.2.1.1 Transport channel parameters for Conversational / unknown / DL:32 kbps / CS RAB

See clause 6.10.3.4.1.14.2.1.1.

6.11.5.4.1.14.2.1.2 Transport channel parameters for DL:3.4 kbps SRBs for DCCH

See clause 6.10.3.4.1.2.2.1.1.

6.11.5.4.1.14.2.1.3 TFCS

See clause 6.10.3.4.1.14.2.1.3.

6.11.5.4.1.14.2.2 Physical channel parameters

DPCH Downlink	Modulation	QPSK
	Codes and time slots / radio frame	SF16 x 4 code x 2 time slots
	Max. Number of data bits / radio frame	680 bits
	TFCI code word / radio frame	16 bits
	TPC / radio frame	2x2 bits
	SS / radio frame	2x2 bits
Puncturing Limit	0.44	

6.11.5.4.1.15 Streaming / unknown / UL:14.4/DL:14.4 kbps / CS RAB + UL:3.4 DL:3.4 kbps SRBs for DCCH

6.11.5.4.1.15.1 Uplink

6.11.5.4.1.15.1.1 Transport channel parameters

6.11.5.4.1.15.1.1.1 Transport channel parameters for Streaming / unknown / UL: 14.4 kbps / CS RAB

See clause 6.10.3.4.1.15.1.1.1.

6.11.5.4.1.15.1.1.2 Transport channel parameters for UL:3.4 kbps SRBs for DCCH

See clause 6.10.3.4.1.2.1.1.1.

6.11.5.4.1.15.1.1.3 TFCS

See clause 6.10.3.4.1.15.1.1.3.

6.11.5.4.1.15.1.2 Physical channel parameters

DPCH Uplink	Modulation	QPSK
	Codes and time slots / radio frame	SF4 x 1 code x 2 time slots
	Max. Number of data bits / radio frame	680 bits
	TFCI code word / radio frame	16 bits
	TPC / radio frame	2x2 bits
	SS / radio frame	2x2 bits
Puncturing Limit	1	

6.11.5.4.1.15.2 Downlink

6.11.5.4.1.15.2.1 Transport channel parameters

6.11.5.4.1.15.2.1.1 Transport channel parameters for Streaming / unknown / DL:14.4 kbps / CS RAB

See clause 6.10.3.4.1.15.2.1.1.

6.11.5.4.1.15.2.1.2 Transport channel parameters for DL:3.4 kbps SRBs for DCCH

See clause 6.10.3.4.1.2.2.1.1.

6.11.5.4.1.15.2.1.3 TFCS

See clause 6.10.3.4.1.15.2.1.3.

6.11.5.4.1.15.2.2 Physical channel parameters

DPCH Downlink	Modulation	QPSK
	Codes and time slots / radio frame	SF16 x 3 code x 2 time slots
	Max. Number of data bits / radio rame	504 bits
	TFCI code word / radio frame	16 bits
	TPC / radio frame	2x2 bits
	SS / radio frame	2x2 bits
	Puncturing Limit	0.76

6.11.5.4.1.16 Streaming / unknown / UL:28.8/DL:28.8 kbps / CS RAB + UL:3.4 DL:3.4 kbps SRBs for DCCH

6.11.5.4.1.16.1 Uplink

6.11.5.4.1.16.1.1 Transport channel parameters

6.11.5.4.1.16.1.1.1 Transport channel parameters for Streaming / unknown / UL:28.8 kbps / CS RAB

See clause 6.10.3.4.1.16.1.1.1.

6.11.5.4.1.16.1.1.2 Transport channel parameters for UL:3.4 kbps SRBs for DCCH

See clause 6.10.3.4.1.2.1.1.1.

6.11.5.4.1.16.1.1.3 TFCS

See clause 6.10.3.4.1.16.1.1.3.

6.11.5.4.1.16.1.2 Physical channel parameters

DPCH Uplink	Modulation	QPSK
	Codes and time slots / frame	SF4 x 1 code x 2 time slots
	Max. Number of data bits / radio frame	680 bits
	TFCI code word / radio frame	16 bits
	TPC / radio frame	2x2 bits
	SS / radio frame	2x2 bits
	Puncturing Limit	0.56

6.11.5.4.1.16.2 Downlink

6.11.5.4.1.16.2.1 Transport channel parameters

6.11.5.4.1.16.2.1.1 Transport channel parameters for Streaming / unknown / DL:28.8 kbps / CS RAB

See clause 6.10.3.4.1.16.2.1.1.

6.11.5.4.1.16.2.1.2 Transport channel parameters for DL:3.4 kbps SRBs for DCCH

See clause 6.10.3.4.1.2.2.1.1.

6.11.5.4.1.16.2.1.3 TFCS

See clause 6.10.3.4.1.16.2.1.3.

6.11.5.4.1.16.2.2 Physical channel parameters

DPCH Downlink	Modulation	QPSK
	Codes and time slots / radio frame	SF16 x 4 code x 2 time slots
	Max. Number of data bits / radio frame	680 bits
	TFCI code word / radio frame	16 bits
	TPC / radio frame	2x2 bits
	SS / radio frame	2x2 bits
	Puncturing Limit	0.56

6.11.5.4.1.17 Streaming / unknown / UL:57.6/DL:57.6 kbps / CS RAB + UL:3.4 DL:3.4 kbps SRBs for DCCH

6.11.5.4.1.17.1 Uplink

6.11.5.4.1.17.1.1 Transport channel parameters

6.11.5.4.1.17.1.1.1 Transport channel parameters for Streaming / unknown / UL:57.6 kbps / CS RAB

See clause 6.10.3.4.1.17.1.1.1.

6.11.5.4.1.17.1.1.2 Transport channel parameters for UL:3.4 kbps SRBs for DCCH

See clause 6.10.3.4.1.2.1.1.1.

6.11.5.4.1.17.1.1.3 TFCS

See clause 6.10.3.4.1.17.1.1.3.

6.11.5.4.1.17.1.2 Physical channel parameters

DPCH Uplink	Modulation	QPSK
	Codes and time slots / radio frame	SF2 x 1 code x 2 time slots
	Max. Number of data bits / radio frame	1 384 bits
	TFCI code word / radio frame	16 bits
	TPC / radio frame	2x2 bits
	SS / radio frame	2x2 bits
	Puncturing Limit	0.68

6.11.5.4.1.17.2 Downlink

6.11.5.4.1.17.2.1 Transport channel parameters

6.11.5.4.1.17.2.1.1 Transport channel parameters for Streaming / unknown / DL:57.6 kbps / CS RAB

See clause 6.10.3.4.1.17.2.1.1.

6.11.5.4.1.17.2.1.2 Transport channel parameters for DL:3.4 kbps SRBs for DCCH

See clause 6.10.3.4.1.2.2.1.1.

6.11.5.4.1.17.2.1.3 TFCS

See clause 6.10.3.4.1.17.2.1.3.

6.11.5.4.1.17.2.2 Physical channel parameters

DPCH Downlink	Modulation	QPSK
	Codes and time slots / radio frame	SF16 x 8 code x 2 time slots
	Max. Number of data bits / radio frame	1 384 bits
	TFCI code word / radio frame	16 bits
	TPC / radio frame	2x2 bits

	SS / radio frame	2x2 bits
	Puncturing Limit	0.68

- 6.11.5.4.1.18 Void
- 6.11.5.4.1.19 Void
- 6.11.5.4.1.20 Void
- 6.11.5.4.1.21 Void
- 6.11.5.4.1.22 Void
- 6.11.5.4.1.23 Interactive or background / UL:32 DL:8 kbps / PS RAB + UL:3.4 DL:3.4 kbps SRBs for DCCH
- 6.11.5.4.1.23.1 Uplink
- 6.11.5.4.1.23.1.1 Transport channel parameters
- 6.11.5.4.1.23.1.1.1 Transport channel parameters for Interactive or background / UL:32 kbps / PS RAB
See clause 6.10.3.4.1.23.1.1.1.
- 6.11.5.4.1.23.1.1.2 Transport channel parameters for UL:3.4 kbps SRBs for DCCH
See clause 6.10.3.4.1.2.1.1.1.
- 6.11.5.4.1.23.1.1.3 TFCS
See clause 6.10.3.4.1.23.1.1.3.
- 6.11.5.4.1.23.1.2 Physical channel parameters

DPCH Uplink	Modulation	QPSK
	Codes and time slots / radio frame	SF 4 x 1 code x 2 time slots
	Max. Number of data bits/radio frame	680bits
	TFCI code word / radio frame	16 bits
	TPC / radio frame	2x2 bits
	SS / radio frame	2x2 bits
	Puncturing Limit	0.48 (alt. 0.44)

- 6.11.5.4.1.23.2 Downlink
- 6.11.5.4.1.23.2.1 Transport channel parameters
- 6.11.5.4.1.23.2.1.1 Transport channel parameters for Interactive or background / DL:8 kbps / PS RAB
See clause 6.10.3.4.1.23.2.1.1.
- 6.11.5.4.1.23.2.1.2 Transport channel parameters for UL:3.4 kbps SRBs for DCCH
See clause 6.10.3.4.1.2.2.1.1.
- 6.11.5.4.1.23.2.1.3 TFCS
See clause 6.10.3.4.1.23.2.1.3.
- 6.11.5.4.1.23.2.2 Physical channel parameters

DPCH Downlink	Modulation	QPSK
	Codes and time slots / radio frame	SF 16 x 2 codes x 2 time slots
	Max. Number of data bits/radio frame	336 bits
	TFCI code word / radio frame	8 bits
	TPC / radio frame	2x2 bits
	SS / radio frame	2x2 bits

	Puncturing Limit	0.76
--	------------------	------

6.11.5.4.1.23a Interactive or background / UL:8 DL:8 kbps / PS RAB + UL:3.4 DL:3.4 kbps SRBs for DCCH

6.11.5.4.1.23a.1 Uplink

6.11.5.4.1.23a.1.1 Transport channel parameters

6.11.5.4.1.23a.1.1.1 Transport channel parameters for Interactive or background / UL:8kbps / PS RAB

See clause 6.10.3.4.1.23a.1.1.1.

6.11.5.4.1.23a.1.1.2 Transport channel parameters for UL:3.4 kbps SRBs for DCCH

See clause 6.10.3.4.1.2.1.1.1.

6.11.5.4.1.23a.1.1.3 TFCS

See clause 6.10.3.4.1.23a.1.1.3.

6.11.5.4.1.23a.1.2 Physical channel parameters

DPCH Uplink	Modulation	QPSK
	Codes and time slots / radio frame	SF 8 x 1 code x 2 time slots
	Max. Number of data bits / radio frame	328 bits
	TFCI code word / radio frame	16 bits
	TPC / radio frame	2x2 bits
	SS / radio frame	2x2 bits
	Puncturing Limit	0.72 (alt 0.68)

6.11.5.4.1.23a.2 Downlink

See clause 6.11.5.4.1.23.2.

6.11.5.4.1.23b Interactive or background / UL:16 DL:16 kbps / PS RAB + UL:3.4 DL:3.4 kbps SRBs for DCCH

6.11.5.4.1.23b.1 Uplink

6.11.5.4.1.23b.1.1 Transport channel parameters

6.11.5.4.1.23b.1.1.1 Transport channel parameters for Interactive or background / UL:16 kbps / PS RAB

See clause 6.10.3.4.1.23b.1.1.1.

6.11.5.4.1.23b.1.1.2 Transport channel parameters for UL:3.4 kbps SRBs for DCCH

See clause 6.10.3.4.1.2.1.1.1.

6.11.5.4.1.23b.1.1.3 TFCS

See clause 6.10.3.4.1.23b.1.1.3.

6.11.5.4.1.23b.1.2 Physical channel parameters

DPCH Uplink	Modulation	QPSK
	Codes and time slots / radio frame	SF4 x 1 code x 2 time slots
	Max. Number of data bits / radio frame	688 bits
	TFCI code word / radio frame	16bits
	TPC / radio frame	2x2 bits
	SS / radio frame	2x2 bits
	Puncturing Limit	0.92 alt (0.84)

6.11.5.4.1.23b.2 Downlink

6.11.5.4.1.23b.2.1 Transport channel parameters

6.11.5.4.1.23b.2.1.1 Transport channel parameters for Interactive or background / DL:16 kbps / PS RAB

See clause 6.10.3.4.1.23b.2.1.1.

6.11.5.4.1.23b.2.1.2 Transport channel parameters for UL:3.4 kbps SRBs for DCCH

See clause 6.10.3.4.1.2.2.1.1.

6.11.5.4.1.23b.2.1.3 TFCS

See clause 6.10.3.4.1.23b.2.1.3.

6.11.5.4.1.23b.2.2 Physical channel parameters

DPCH Downlink	Modulation	QPSK
	Codes and time slots / radio frame	SF16 x 3 code x 2 time slots
	Max. Number of data bits / radio frame	512 bits
	TFCI code word / radio frame	16 bits
	TPC / radio frame	2x2 bits
	SS / radio frame	2x2 bits
	Puncturing Limit	0.68

6.11.5.4.1.23c Interactive or background / UL:32 DL32 kbps / PS RAB + UL:3.4 DL:3.4 kbps SRBs for DCCH

6.11.5.4.1.23c.1 Uplink

6.11.5.4.1.23c.1.1 Transport channel parameters

6.11.5.4.1.23c.1.1.1 Transport channel parameters for Interactive or background / UL:32 kbps / PS RAB

See clause 6.10.3.4.1.23c.1.1.1.

6.11.5.4.1.23c.1.1.2 Transport channel parameters for UL:3.4 kbps SRBs for DCCH

See clause 6.10.3.4.1.2.1.1.1.

6.11.5.4.1.23c.1.1.3 TFCS

See clause 6.10.3.4.1.23c.1.1.3.

6.11.5.4.1.23c.1.2 Physical channel parameters

DPCH Uplink	Modulation	QPSK
	Codes and time slots / radio frame	SF 4 x 1 code x 2 time slots
	Max. Number of data bits/radio frame	680bits
	TFCI code word / radio frame	16 bits
	TPC / radio frame	2x2 bits
	SS / radio frame	2x2 bits
	Puncturing Limit	0.48 (alt 0.44)

6.11.5.4.1.23c.2 Downlink

6.11.5.4.1.23c.2.1 Transport channel parameters

6.11.5.4.1.23c.2.1.1 Transport channel parameters for Interactive or background / DL:32 kbps / PS RAB

See clause 6.10.3.4.1.23c.2.1.1.

6.11.5.4.1.23c.2.1.2 Transport channel parameters for UL:3.4 kbps SRBs for DCCH

See clause 6.10.3.4.1.2.2.1.1.

6.11.5.4.1.23c.2.1.3 TFCS

See clause 6.10.3.4.1.23c.2.1.3.

6.11.5.4.1.23c.2.2 Physical channel parameters

DPCH Downlink	Modulation	QPSK
	Codes and time slots / radio frame	SF16 x 4 code x 2 time slots
	Max. Number of data bits/radio frame	680 bits
	TFCI code word / radio frame	16 bits
	TPC / radio frame	2x2 bits
	SS / radio frame	2x2 bits
	Puncturing Limit	0.48

6.11.5.4.1.23d Interactive or background / UL:32 DL:32 kbps / PS RAB + UL:3.4 DL:3.4 kbps SRBs for DCCH

6.11.5.4.1.23d.1 Uplink

6.11.5.4.1.23d.1.1 Transport channel parameters

6.11.5.4.1.23d.1.1.1 Transport channel parameters for Interactive or background / UL:32 kbps / PS RAB

See clause 6.10.3.4.1.23d.1.1.1.

6.11.5.4.1.23d.1.1.2 Transport channel parameters for UL:3.4 kbps SRBs for DCCH

See clause 6.10.3.4.1.2.1.1.1.

6.11.5.4.1.23d.1.1.3 TFCS

See clause 6.10.3.4.1.23d.1.1.3.

6.11.5.4.1.23d.1.2 Physical channel parameters

DPCH Uplink	Modulation	QPSK
	Codes and time slots / radio frame	SF 4 x 1 code x 2 time slots
	Max. Number of data bits/radio frame	680 bits
	TFCI code word / radio frame	16 bits
	TPC / radio frame	2x2 bits
	SS / radio frame	2x2 bits
	Puncturing Limit	0.48 (alt. 0.44)

6.11.5.4.1.23d.2 Downlink

6.11.5.4.1.23d.2.1 Transport channel parameters

6.11.5.4.1.23d.2.1.1 Transport channel parameters for Interactive or background / DL:32 kbps / PS RAB

See clause 6.10.3.4.1.23d.2.1.1.

6.11.5.4.1.23d.2.1.2 Transport channel parameters for UL:3.4 kbps SRBs for DCCH

See clause 6.10.3.4.1.2.2.1.1.

6.11.5.4.1.23d.2.1.3 TFCS

See clause 6.10.3.4.1.23d.2.1.3.

6.11.5.4.1.23d.2.2 Physical channel parameters

DPCH Downlink	Modulation	QPSK
	Codes and time slots / radio frame	SF16 x 4 code x 2 time slots
	Max. Number of data bits/radio frame	680 bits
	TFCI code word / radio frame	16 bits
	TPC / radio frame	2x2 bits
	SS / radio frame	2x2 bits
	Puncturing Limit	0.48

- 6.11.5.4.1.24 Void.
- 6.11.5.4.1.25 Interactive or background / UL:32 DL: 64 kbps / PS RAB + UL:3.4 DL:3.4 kbps SRBs for DCCH
 - 6.11.5.4.1.25.1 Uplink
 - See clause 6.11.5.4.1.23.1.
 - 6.11.5.4.1.25.2 Downlink
 - 6.11.5.4.1.25.2.1 Transport channel parameters
 - 6.11.5.4.1.25.2.1.1 Transport channel parameters for Interactive or background / DL:64 kbps / PS RAB
 - See clause 6.10.3.4.1.25.2.1.1.
 - 6.11.5.4.1.25.2.1.2 Transport channel parameters for DL:3.4 kbps SRBs for DCCH
 - See clause 6.10.3.4.1.2.2.1.1.
 - 6.11.5.4.1.25.2.1.3 TFCS
 - See clause 6.10.3.4.1.25.2.1.3.
 - 6.11.5.4.1.25.2.2 Physical channel parameters

DPCH Downlink	Modulation	QPSK
	Codes and time slots / radio frame	SF16 x 8 codes x 2 time slots
	Max. Number of data bits/radio frame	1 384 bits
	TFCI code word / radio frame	16 bits
	TPC / radio frame	2x2 bits
	SS / radio frame	2x2 bits
	Puncturing Limit/ radio frame	0.56

- 6.11.5.4.1.26 Interactive or background / UL:64 DL: 64 kbps / PS RAB + UL:3.4 DL:3.4 kbps SRBs for DCCH
 - 6.11.5.4.1.26.1 Uplink
 - 6.11.5.4.1.26.1.1 Transport channel parameters
 - 6.11.5.4.1.26.1.1.1 Transport channel parameters for Interactive or background / UL:64 kbps / PS RAB
 - See clause 6.10.3.4.1.26.1.1.1.
 - 6.11.5.4.1.26.1.1.2 Transport channel parameters for UL:3.4 kbps SRBs for DCCH
 - See clause 6.10.3.4.1.2.1.1.1.
 - 6.11.5.4.1.26.1.1.3 TFCS
 - See clause 6.10.3.4.1.26.1.1.3.
 - 6.11.5.4.1.26.1.2 Physical channel parameters

DPCH Uplink		Physical 1	Physical 2
	Modulation	QPSK	QPSK
	Codes and time slots / radio frame	SF2 x 1 code x 2 time slots	SF1 x 1 code x 2 time slots
	Max. Number of data bits/radio frame	1 384 bits	2 792 bits
	TFCI code word / radio frame	16 bits	16 bits
	TPC / radio frame	2x2 bits	2x2 bits
	SS / radio frame	2x2 bits	2x2 bits
	Puncturing Limit	0.56 (alt 0.48)	1

6.11.5.4.1.26.2 Downlink

See clause 6.11.5.4.1.25.2.

6.11.5.4.1.27 Interactive or background / UL:64 DL:128 kbps / PS RAB + UL:3.4 DL:3.4 kbps SRBs for DCCH

6.11.5.4.1.27.1 Uplink

See clause 6.11.5.4.1.26.1.

6.11.5.4.1.27.2 Downlink

6.11.5.4.1.27.2.1 Transport channel parameters

6.11.5.4.1.27.2.1.1 Transport channel parameters for Interactive or background / DL:128 kbps / PS RAB

See clause 6.10.3.4.1.27.2.1.1.

6.11.5.4.1.27.2.1.2 Transport channel parameters for DL:3.4 kbps SRBs for DCCH

See clause 6.10.3.4.1.2.2.1.1.

6.11.5.4.1.27.2.1.3 TFCS

See clause 6.10.3.4.1.27.2.1.3.

6.11.5.4.1.27.2.2 Physical channel parameters

DPCH Downlink	Modulation	QPSK
	Codes and time slots / radio frame	SF 1 x 1 codes x 2 time slots
	Max. Number of data bits/radio frame	3 144 bits
	TFCI code word / radio frame	16 bits
	TPC / radio frame	2x2 bits
	SS / radio frame	2x2 bits
	Puncturing Limit	0.48

6.11.5.4.1.28 Interactive or background / UL:128 DL:128 kbps / PS RAB + UL:3.4 DL:3.4 kbps SRBs for DCCH

6.11.5.4.1.28.1 Uplink

6.11.5.4.1.28.1.1 Transport channel parameters

6.11.5.4.1.28.1.1.1 Transport channel parameters for Interactive or background / UL:128 kbps / PS RAB

See clause 6.10.3.4.1.28.1.1.1.

6.11.5.4.1.28.1.1.2 Transport channel parameters for UL:3.4 kbps SRBs for DCCH

See clause 6.10.3.4.1.2.1.1.1.

6.11.5.4.1.28.1.1.3 TFCS

See clause 6.10.3.4.1.28.1.1.3.

6.11.5.4.1.28.1.2 Physical channel parameters

DPCH Uplink	Modulation	QPSK
	Codes and time slots / radio frame	SF1 x 1 codes x 2 time slots
	Max. Number of data bits/radio frame	2 792 bits
	TFCI code word / radio frame	16 bits
	TPC / radio frame	2x2 bits
	SS / radio frame	2x2 bits
	Puncturing Limit	0.60

6.11.5.4.1.28.2 Downlink

See clause 6.11.5.4.1.27.2.

6.11.5.4.1.29 Interactive or background / UL:64 DL:144 kbps / PS RAB + UL:3.4 DL: 3.4 kbps SRBs for DCCH

6.11.5.4.1.29.1 Uplink

See clause 6.11.5.4.1.26.1.

6.11.5.4.1.29.2 Downlink

6.11.5.4.1.29.2.1 Transport channel parameters

6.11.5.4.1.29.2.1.1 Transport channel parameters for Interactive or background / DL:144 kbps / PS RAB

See clause 6.10.3.4.1.29.2.1.1.

6.11.5.4.1.29.2.1.2 Transport channel parameters for DL:3.4 kbps SRBs for DCCH

See clause 6.10.3.4.1.2.2.1.1.

6.11.5.4.1.29.2.1.3 TFCS

See clause 6.10.3.4.1.29.2.1.3.

6.11.5.4.1.29.2.2 Physical channel parameters

DPCH Downlink	Modulation	QPSK
	Codes and time slots / radio frame	SF 16 x 9 codes x 4 time slots
	Max. Number of data bits/radio frame	3 144 bits
	TFCI code word / radio frame	16 bits
	TPC / radio frame	2x2 bits
	SS / radio frame	2x2 bits
	Puncturing Limit	0.52

6.11.5.4.1.30 Interactive or background / UL:144 DL:144 kbps / PS RAB + UL:3.4 DL: 3.4 kbps SRBs for DCCH

6.11.5.4.1.30.1 Uplink

6.11.5.4.1.30.1.1 Transport channel parameters

6.11.5.4.1.30.1.1.1 Transport channel parameters for Interactive or background / UL:144 kbps / PS RAB

See clause 6.10.3.4.1.30.1.1.1.

6.11.5.4.1.30.1.1.2 Transport channel parameters for UL:3.4 kbps SRBs for DCCH

See clause 6.10.3.4.1.2.1.1.1.

6.11.5.4.1.30.1.1.3 TFCS

See clause 6.10.3.4.1.30.1.1.3.

6.11.5.4.1.30.1.2 Physical channel parameters

DPCH Uplink	Modulation	QPSK	8PSK
	Codes and time slots / radio frame	(SF1 x 1 code x 2 time slots) + (SF2 x 1 code x 2 time slots)	SF1 x 1code x 2 time slots
	Max. Number of data bits/radio frame	4 200 bits	4 188 bits
	TFCI code word / radio frame	16 bits	24 bits
	TPC / radio frame	2x2 bits	2x3 bits
	SS / radio frame	2x2 bits	2x3 bits
	Puncturing Limit	0.72 (alt 0.64)	0.72 (alt 0.64)

6.11.5.4.1.30.2 Downlink

See clause 6.11.5.4.1.29.2.

6.11.5.4.1.31 Interactive or background / UL:64 DL:256 kbps / PS RAB + UL:3.4 DL: 3.4 kbps SRBs for DCCH

6.11.5.4.1.31.1 Uplink

See clause 6.11.5.4.1.26.1.

6.11.5.4.1.31.2 Downlink

6.11.5.4.1.31.2.1 Transport channel parameters

6.11.5.4.1.31.2.1.1 Transport channel parameters for Interactive or background / DL:256 kbps / PS RAB

See clause 6.10.3.4.1.31.2.1.1.

6.11.5.4.1.31.2.1.2 Transport channel parameters for UL:3.4 kbps SRBs for DCCH

See clause 6.10.3.4.1.2.2.1.1.

6.11.5.4.1.31.2.1.3 TFCS

See clause 6.10.3.4.1.31.2.1.3.

6.11.5.4.1.31.2.2 Physical channel parameters

DPCH Downlink	Modulation	QPSK
	Codes and time slots / radio frame	SF 1 x 1 code x 4 time slots
	Max. Number of data bits/radio frame	5 608 bits
	TFCI code word / radio frame	16 bits
	TPC / radio frame	2x2 bits
	SS / radio frame	2x2 bits
	Puncturing Limit	0.56

6.11.5.4.1.32 Interactive or background / UL:64 DL:384 kbps / PS RAB + UL:3.4 DL: 3.4 kbps SRBs for DCCH

6.11.5.4.1.32.1 Uplink

See clause 6.11.5.4.1.26.1.

6.11.5.4.1.32.2 Downlink

6.11.5.4.1.32.2.1 Transport channel parameters

6.11.5.4.1.32.2.1.1 Transport channel parameters for Interactive or background / DL:384 kbps / PS RAB

See clause 6.10.3.4.1.32.2.1.1.

6.11.5.4.1.32.2.1.2 Transport channel parameters for UL:3.4 kbps SRBs for DCCH

See clause 6.10.3.4.1.2.2.1.1.

6.11.5.4.1.32.2.1.3 TFCS

See clause 6.10.3.4.1.32.2.1.3.

6.11.5.4.1.32.2.2 Physical channel parameters

DPCH Downlink	Modulation	QPSK	8PSK
	Codes and time slots / radio frame	SF1 x 1 code x 6 time slots	SF1 x 1 code x 4 time slots
	Max. Number of data bits/radio frame	8 424 bits	8 412 bits
	TFCI code word / radio frame	16 bits	24 bits
	TPC / radio frame	2x2 bits	2x3 bits

	SS / radio frame	2x2 bits	2x3 bits
	Puncturing Limit	0.64	0.64

6.11.5.4.1.33 Interactive or background / UL:128 DL:384 kbps / PS RAB + UL:3.4 DL:3.4 kbps SRBs for DCCH

6.11.5.4.1.33.1 Uplink

See clause 6.11.5.4.1.28.1.

6.11.5.4.1.33.2 Downlink

See clause 6.11.5.4.1.32.2.

6.11.5.4.1.34 Interactive or background / UL:384 DL:384 kbps / PS RAB + UL:3.4 DL:3.4 kbps SRBs for DCCH

6.11.5.4.1.34.1 Uplink

6.11.5.4.1.34.1.1 Transport channel parameters

6.11.5.4.1.34.1.1.1 Transport channel parameters for Interactive or background / UL:384 kbps / PS RAB

See clause 6.10.3.4.1.34.1.1.1.

6.11.5.4.1.34.1.1.2 Transport channel parameters for UL:3.4 kbps SRBs for DCCH

See clause 6.10.3.4.1.2.1.1.1.

6.11.5.4.1.34.1.1.3 TFCS

See clause 6.10.3.4.1.34.1.1.3.

6.11.5.4.1.34.1.2 Physical channel parameters

DPCH Uplink	Modulation	QPSK	8PSK
	Codes and time slots / radio frame	SF 1 x 1 code x 6 time slots	SF 1 x 1 code x 4 time slots
	Max. Number of data bits/radio frame	8 424 bits	8 412 bits
	TFCI code word / radio frame	16 bits	24 bits
	TPC / radio frame	2x2 bits	2x3 bits
	SS / radio frame	2x2 bits	2x3 bits
	Puncturing Limit	0.64	0.64

6.11.5.4.1.34.2 Downlink

See clause 6.11.5.4.1.32.2.

6.11.5.4.1.35 Interactive or background / UL:64 DL:2 048 kbps / PS RAB + UL:3.4 DL:3.4 kbps SRBs for DCCH

6.11.5.4.1.35.1 Uplink

See clause 6.11.5.4.1.26.1.

6.11.5.4.1.35.2 Downlink

6.11.5.4.1.35.2.1 Transport channel parameters

6.11.5.4.1.35.2.1.1 Transport channel parameters for Interactive or background / DL:2 048 kbps / PS RAB

Higher layer	RAB/Signalling RB	RAB
RLC	Logical channel type	DTCH
	RLC mode	AM
	Payload sizes, bit	1 704
	Max data rate, bps	2 048 000
	RLC header, bit	16

MAC	MAC header, bit	0	
	MAC multiplexing	N/A	
Layer 1	TrCH type	DCH	
	TB sizes, bit	1720	
	TFS	TF0, bits	0x1720
		TF1, bits	1x1720
		TF2, bits	2x1720
		TF3, bits	4x1720
		TF4, bits	8x1720
		TF5, bits	12x1720
		TF6, bits	N/A (alt. 16x1720)
		TF7, bits	N/A (alt. 20x1720)
	TF8, bits	N/A (alt. 24x1720)	
	TTI, ms	10 (alt. 20)	
	Coding type	No coding	
CRC, bit	24		
Max number of bits/TTI after channel coding	20 928 (alt. 41 856)		
Max number of bits/radio frame before rate matching	20 928 (alt. 20 928)		
RM attribute	130 to 170		

6.11.5.4.1.35.2.1.2 Transport channel parameters for DL:3.4 kbps SRBs for DCCH

See clause 6.10.3.4.1.2.2.1.1.

6.11.5.4.1.35.2.1.3 TFCS

TFCS size	12 (alt.18)
TFCS	(2 048 kbps RAB, DCCH)= (TF0, TF0), (TF1, TF0), (TF2, TF0), (TF3, TF0), (TF4, TF0), (TF5, TF0), (TF0, TF1), (TF1, TF1), (TF2, TF1), (TF3, TF1), (TF4, TF1), (TF5, TF1), (alt. (TF0, TF0), (TF1, TF0), (TF2, TF0), (TF3, TF0), (TF4, TF0), (TF5, TF0), (TF6, TF0), (TF7, TF0), (TF8, TF0), (TF0, TF1), (TF1, TF1), (TF2, TF1), (TF3, TF1), (TF4, TF1), (TF5, TF1), (TF6, TF1), (TF7, TF1), (TF8, TF1))

6.11.5.4.1.35.2.2 Physical channel parameters

DPCH Downlink	Modulation	8PSK
	Codes and time slots / radio frame	SF1 x 1 code x 10 time slots
	Max. Number of data bits/radio frame	21 084 bits
	TFCI code word / radio frame	24 bits
	TPC / radio frame	2x3 bits
	SS / radio frame	2x3 bits
	Puncturing Limit	1

6.11.5.4.1.36 Void

6.11.5.4.1.37 Void

6.11.5.4.1.38 Conversational / speech / UL:12.2 DL:12.2 kbps / CS RAB + Interactive or background / UL:32 DL:8 kbps / PS RAB + UL:3.4 DL:3.4 kbps SRBs for DCCH

6.11.5.4.1.38.1 Uplink

6.11.5.4.1.38.1.1 Transport channel parameters

6.11.5.4.1.38.1.1.1 Transport channel parameters for Conversational / speech / UL:12.2 kbps / CS RAB

See clause 6.10.3.4.1.4.1.1.1.

6.11.5.4.1.38.1.1.2 Transport channel parameters for Interactive or background / UL:32 kbps / PS RAB

See clause 6.10.3.4.1.23.1.1.1.

6.11.5.4.1.38.1.1.3 Transport channel parameters for UL:3.4 kbps SRBs for DCCH

See clause 6.10.3.4.1.2.1.1.1.

6.11.5.4.1.38.1.1.4 TFCS

See clause 6.10.3.4.1.38.1.1.4.

6.11.5.4.1.38.1.2 Physical channel parameters

DPCH Uplink	Modulation	QPSK
	Codes and time slots / radio frame	SF 2 x 1 code x 2 time slots
	Max. Number of data bits/radio frame	1 384 bits
	TFCI code word / radio frame	16 bits
	TPC / radio frame	2x2 bits
	SS / radio frame	2x2 bits
	Puncturing Limit	0.72 (alt 0.68)

6.11.5.4.1.38.2 Downlink

6.11.5.4.1.38.2.1 Transport channel parameters

6.11.5.4.1.38.2.1.1 Transport channel parameters for Conversational / speech / DL:12.2 kbps / CS RAB

See clause 6.10.3.4.1.4.2.1.1.

6.11.5.4.1.38.2.1.2 Transport channel parameters for Interactive or background / DL:8 kbps / PS RAB

See clause 6.10.3.4.1.23.2.1.1.

6.11.5.4.1.38.2.1.3 Transport channel parameters for DL:3.4 kbps SRBs for DCCH

See clause 6.10.3.4.1.2.2.1.1.

6.11.5.4.1.38.2.1.4 TFCS

See clause 6.10.3.4.1.38.2.1.4.

6.11.5.4.1.38.2.2 Physical channel parameters

DPCH Downlink	Modulation	QPSK
	Codes and time slots / radio frame	SF16 x 3 codes x 2 time slots
	Max. Number of data bits/radio frame	504 bits
	TFCI code word / radio frame	16 bits
	TPC / radio frame	2x2 bits
	SS / radio frame	2x2 bits
	Puncturing Limit	0.44

6.11.5.4.1.38a Conversational / speech / UL:12.2 DL:12.2 kbps / CS RAB + Interactive or background / UL:0 DL:0 kbps / PS RAB + UL:3.4 DL:3.4 kbps SRBs for DCCH

6.11.5.4.1.38a.1 Uplink

6.11.5.4.1.38a.1.1 Transport channel parameters

6.11.5.4.1.38a.1.1.1 Transport channel parameters for Conversational / speech / UL:12.2 kbps / CS RAB

See clause 6.10.3.4.1.4.1.1.1.

6.11.5.4.1.38a.1.1.2 Transport channel parameters for Interactive or background / UL:0 kbps / PS RAB

See clause 6.10.3.4.1.38a.1.1.2.

6.11.5.4.1.38a.1.1.3 Transport channel parameters for UL:3.4 kbps SRBs for DCCH

See clause 6.10.3.4.1.2.1.1.1.

6.11.5.4.1.38a.1.1.4 TFCS

See clause 6.10.3.4.1.38a.1.1.4.

6.11.5.4.1.38a.1.2 Physical channel parameters

DPCH Uplink	Modulation	QPSK
	Codes and time slots / radio frame	SF8 x 1 code x 2 time slots
	Max. Number of data bits / radio frame	328 bits
	TFCI code word / radio frame	16 bits
	TPC / radio frame	2x2 bits
	SS / radio frame	2x2 bits
	Puncturing Limit	0.48

6.11.5.4.1.38a.2 Downlink

6.11.5.4.1.38a.2.1 Transport channel parameters

6.11.5.4.1.38a.2.1.1 Transport channel parameters for Conversational / speech / DL:12.2 kbps / CS RAB

See clause 6.10.3.4.1.4.2.1.1.

6.11.5.4.1.38a.2.1.2 Transport channel parameters for Interactive or background / DL:0 kbps / PS RAB

See clause 6.10.3.4.1.38a.2.1.2.

6.11.5.4.1.38a.2.1.3 Transport channel parameters for DL:3.4 kbps SRBs for DCCH

See clause 6.10.3.4.1.2.2.1.1.

6.11.5.4.1.38a.2.1.4 TFCS

See clause 6.10.3.4.1.38a.2.1.4.

6.11.5.4.1.38a.2.2 Physical channel parameters

DPCH Downlink	Modulation	QPSK
	Codes and time slots / radio frame	SF 16 x 2 code x 2 time slots
	Max. Number of data bits / radio frame	328 bits
	TFCI code word / radio frame	16 bits
	TPC / radio frame	2x2 bits
	SS / radio frame	2x2 bits
	Puncturing Limit	0.48

6.11.2.5.1.38b Conversational / speech / UL:12.2 DL:12.2 kbps / CS RAB + Interactive or background / UL:8 DL:8 kbps / PS RAB + UL:3.4 DL:3.4 kbps SRBs for DCCH

6.11.5.4.1.38b.1 Uplink

6.11.5.4.1.38b.1.1 Transport channel parameters

6.11.5.4.1.38b.1.1.1 Transport channel parameters for Conversational / speech / UL:12.2 kbps / CS RAB

See clause 6.10.3.4.1.4.1.1.1.

6.11.5.4.1.38b.1.1.2 Transport channel parameters for Interactive or background / UL:8 kbps / PS RAB

See clause 6.10.3.4.1.23a.1.1.1.

6.11.5.4.1.38b.1.1.3 Transport channel parameters for UL:3.4 kbps SRBs for DCCH

See clause 6.10.3.4.1.2.1.1.1.

6.11.5.4.1.38b.1.1.4 TFCS

See clause 6.10.3.4.1.38b.1.1.4.

6.11.5.4.1.38b.1.2 Physical channel parameters

DPCH Uplink	Modulation	QPSK
	Codes and time slots / frame	SF4 x 1 code x 2 time slots
	Max. Number of data bits / radio frame	680 bits
	TFCI code word / radio frame	16 bits
	TPC / radio frame	2x2 bits
	SS / radio frame	2x2 bits
Puncturing Limit	0.64 (alt. 0.60)	

6.11.5.4.1.38b.2 Downlink

6.11.5.4.1.38b.2.1 Transport channel parameters

6.11.5.4.1.38b.2.1.1 Transport channel parameters for Conversational / speech / DL:12.2 kbps / CS RAB

See clause 6.10.3.4.1.4.2.1.1.

6.11.5.4.1.38b.2.1.2 Transport channel parameters for Interactive or background / DL:8 kbps / PS RAB

See clause 6.10.3.4.1.23.2.1.1.

6.11.5.4.1.38b.2.1.3 Transport channel parameters for DL:3.4 kbps SRBs for DCCH

See clause 6.10.3.4.1.2.2.1.1.

6.11.5.4.1.38b.2.1.4 TFCS

See clause 6.10.3.4.1.38b.2.1.4.

6.11.5.4.1.38b.2.2 Physical channel parameters

DPCH Downlink	Modulation	QPSK
	Codes and time slots / radio frame	SF16 x 4 code x 2 time slots
	Max. Number of data bits / radio frame	680 bits
	TFCI code word / radio frame	16 bits
	TPC / radio frame	2x2 bits
	SS / radio frame	2x2 bits
Puncturing Limit	0.64	

6.11.5.4.1.38c Conversational / speech / UL:12.2 DL:12.2 kbps / CS RAB + Interactive or background / UL:32 DL:32 kbps / PS RAB + UL:3.4 DL:3.4 kbps SRBs for DCCH

6.11.5.4.1.38c.1 Uplink

6.11.5.4.1.38c.1.1 Transport channel parameters

6.11.5.4.1.38c.1.1.1 Transport channel parameters for Conversational / speech / UL:12.2 kbps / CS RAB

See clause 6.10.3.4.1.4.1.1.1.

6.11.5.4.1.38c.1.1.2 Transport channel parameters for Interactive or background / UL:32 kbps / PS RAB

See clause 6.10.3.4.1.23d.1.1.1.

6.11.5.4.1.38c.1.1.3 Transport channel parameters for UL:3.4 kbps SRBs for DCCH

See clause 6.10.3.4.1.2.1.1.1.

6.11.5.4.1.38c.1.1.4 TFCS

See clause 6.10.3.4.1.38c.1.1.4.

6.11.5.4.1.38c.1.2 Physical channel parameters

DPCH Uplink	Modulation	QPSK
-------------	------------	------

	Codes and time slots / radio frame	SF2 x 1 code x 2 time slots
	Max. Number of data bits / radio frame	1 384 bits
	TFCI code word / radio frame	16 bits
	TPC / radio frame	2x2 bits
	SS / radio frame	2x2 bits
	Puncturing Limit	0.72 (alt 0.64) for TFCS size=18 0.80 (alt 0.72) for TFCS size=17

6.11.5.4.1.38c.2 Downlink

6.11.5.4.1.38c.2.1 Transport channel parameters

6.11.5.4.1.38c.2.1.1 Transport channel parameters for Conversational / speech / DL:12.2 kbps / CS RAB

See clause 6.10.3.4.1.4.2.1.1.

6.11.5.4.1.38c.2.1.2 Transport channel parameters for Interactive or background / DL:32 kbps / PS RAB

See clause 6.10.3.4.1.23d.2.1.1.

6.11.5.4.1.38c.2.1.3 Transport channel parameters for DL:3.4 kbps SRBs for DCCH

See clause 6.10.3.4.1.2.2.1.1.

6.11.5.4.1.38c.2.1.4 TFCS

See clause 6.10.3.4.1.38c.2.1.4.

6.11.5.4.1.38c.2.2 Physical channel parameters

DPCH Downlink	Modulation	QPSK
	Codes and time slots / radio frame	SF16 x 8 code x 2 time slots
	Max. Number of data bits / radio frame	1 384 bits
	TFCI code word / radio frame	16 bits
	TPC / radio frame	2x2 bits
	SS / radio frame	2x2 bits
	Puncturing Limit	0.72 (alt 0.64)

6.11.5.4.1.38d Conversational / speech / UL:12.2 DL:12.2 kbps / CS RAB + Interactive or background / UL:64 DL:64 kbps / PS RAB + Interactive or background / UL:64 DL:64 kbps / PS RAB + UL:3.4 DL:3.4 kbps SRBs for DCCH

6.11.5.4.1.38d.1 Uplink

6.11.5.4.1.38d.1.1 Transport channel parameters

6.11.5.4.1.38d.1.1.1 Transport channel parameters for Conversational / speech / UL:12.2 kbps / CS RAB

See clause 6.10.3.4.1.4.1.1.1.

6.11.5.4.1.38d.1.1.2 Transport channel parameters for Interactive or background / UL:64 kbps / PS RAB

See clause 6.10.3.4.1.38d.1.1.2.

6.11.5.4.1.38d.1.1.3 Transport channel parameters for UL:3.4 kbps SRBs for DCCH

See clause 6.10.3.4.1.2.1.1.1.

6.11.5.4.1.38d.1.1.4 TFCS

See clause 6.10.3.4.1.38d.1.1.4.

6.11.5.4.1.38d.1.2 Physical channel parameters

DPCH Uplink	Modulation	QPSK	8PSK
-------------	------------	------	------

	Codes and time slots / radio frame	(SF1 x 1 code x 2 time slots) + (SF2 x 1 code x 2 time slots)	SF1 x 1code x 2 time slots
	Max. Number of data bits/radio frame	4 200 bits	4 188 bits
	TFCI code word / radio frame	16 bits	24 bits
	TPC / radio frame	2x2 bits	2x3 bits
	SS / radio frame	2x2 bits	2x3 bits
	Puncturing Limit	0.72 (alt 0.64)	0.72 (alt 0.64)

6.11.5.4.1.38d.2 Downlink

6.11.5.4.1.38d.2.1 Transport channel parameters

6.11.5.4.1.38d.2.1.1 Transport channel parameters for Conversational / speech / DL:12.2 kbps / CS RAB

See clause 6.10.3.4.1.4.2.1.1.

6.11.5.4.1.38d.2.1.2 Transport channel parameters for Interactive or background / DL:64 kbps / PS RAB

See clause 6.10.3.4.1.38d.2.1.2.

6.11.5.4.1.38d.2.1.3 Transport channel parameters for DL:3.4 kbps SRBs for DCCH

See clause 6.10.3.4.1.2.2.1.1.

6.11.5.4.1.38d.2.1.4 TFCS

See clause 6.10.3.4.1.38d.2.1.4.

6.11.5.4.1.38d.2.2 Physical channel parameters

DPCH Downlink	Modulation	QPSK
	Codes and time slots / radio frame	SF 16 x 9 codes x 4 time slots
	Max. Number of data bits/radio frame	3 144 bits
	TFCI code word / radio frame	16 bits
	TPC / radio frame	2x2 bits
	SS / radio frame	2x2 bits
	Puncturing Limit	0.52

6.11.5.4.1.38e Conversational / speech / UL: 12.2 7.95 5.9 4.75 DL:12.2 7.95 5.9 4.75 kbps / CS RAB + Interactive or background / UL:0 DL:0 kbps / PS RAB + UL:3.4 DL:3.4 kbps SRBs for DCCH

6.11.5.4.1.38e.1 Uplink

6.11.5.4.1.38e.1.1 Transport channel parameters

6.11.5.4.1.38e.1.1.1 Transport channel parameters for Conversational / speech / UL: 12.2 7.95 5.9 4.75 / CS RAB

See clause 6.10.3.4.1.4a.1.1.1.

6.11.5.4.1.38e.1.1.2 Transport channel parameters for Interactive or background / UL:0 kbps / PS RAB

See clause 6.10.3.4.1.38a.1.1.2.

6.11.5.4.1.38e.1.1.3 Transport channel parameters for UL:3.4 kbps SRBs for DCCH

See clause 6.10.3.4.1.2.1.1.1.

6.11.5.4.1.38e.1.1.4 TFCS

See clause 6.10.3.4.1.38e.1.1.4.

6.11.5.4.1.38e.1.2 Physical channel parameters

DPCH Uplink	Modulation	QPSK
	Codes and time slots / radio frame	SF8 x 1 code x 2 time slots
	Max. Number of data bits / radio frame	328 bits
	TFCI code word / radio frame	16 bits
	TPC / radio frame	2x2 bits
	SS / radio frame	2x2 bits
Puncturing Limit		0.48

6.11.5.4.1.38e.2 Downlink

6.11.5.4.1.38e.2.1 Transport channel parameters

6.11.5.4.1.38e.2.1.1 Transport channel parameters for Conversational / speech / DL:12.2 7.95 5.9 4.75 / CS RAB

See clause 6.10.3.4.1.4a.2.1.1.

6.11.5.4.1.38e.2.1.2 Transport channel parameters for Interactive or background / DL:0 kbps / PS RAB

See clause 6.10.3.4.1.38a.2.1.2.

6.11.5.4.1.38e.2.1.3 Transport channel parameters for DL:3.4 kbps SRBs for DCCH

See clause 6.10.3.4.1.2.2.1.1.

6.11.5.4.1.38e.2.1.4 TFCS

See clause 6.10.3.4.1.38e.2.1.4.

6.11.5.4.1.38e.2.2 Physical channel parameters

DPCH Downlink	Modulation	QPSK
	Codes and time slots / radio frame	SF 16 x 2 code x 2 time slots
	Max. Number of data bits / radio frame	328 bits
	TFCI code word / radio frame	16 bits
	TPC / radio frame	2x2 bits
	SS / radio frame	2x2 bits
Puncturing Limit		0.48

6.11.5.4.1.38f Conversational / speech / UL: 12.2 7.95 5.9 4.75 DL:12.2 7.95 5.9 4.75 kbps / CS RAB + Interactive or background / UL:8 DL:8 kbps / PS RAB + UL:3.4 DL:3.4 kbps SRBs for DCCH

6.11.5.4.1.38f.1 Uplink

6.11.5.4.1.38f.1.1 Transport channel parameters

6.11.5.4.1.38f.1.1.1 Transport channel parameters for Conversational / speech / UL: 12.2 7.95 5.9 4.75 / CS RAB

See clause 6.10.3.4.1.4a.1.1.1.

6.11.5.4.1.38f.1.1.2 Transport channel parameters for Interactive or background / UL:8 kbps / PS RAB

See clause 6.10.3.4.1.23a.1.1.1.

6.11.5.4.1.38f.1.1.3 Transport channel parameters for UL:3.4 kbps SRBs for DCCH

See clause 6.10.3.4.1.2.1.1.1.

6.11.5.4.1.38f.1.1.4 TFCS

See clause 6.10.3.4.1.38f.1.1.4.

6.11.5.4.1.38f.1.2 Physical channel parameters

DPCH Uplink	Modulation	QPSK
	Codes and time slots / frame	SF4 x 1 code x 2 time slots
	Max. Number of data bits / radio frame	680 bits
	TFCI code word / radio frame	16 bits
	TPC / radio frame	2x2 bits
	SS / radio frame	2x2 bits
Puncturing Limit	0.64 (alt 0.60)	

6.11.5.4.1.38f.2 Downlink

6.11.5.4.1.38f.2.1 Transport channel parameters

6.11.5.4.1.38f.2.1.1 Transport channel parameters for Conversational / speech / DL:12.2 7.95 5.9 4.75 / CS RAB

See clause 6.10.3.4.1.4a.2.1.1.

6.11.5.4.1.38f.2.1.2 Transport channel parameters for Interactive or background / DL:8 kbps / PS RAB

See clause 6.10.3.4.1.23.2.1.1.

6.11.5.4.1.38f.2.1.3 Transport channel parameters for DL:3.4 kbps SRBs for DCCH

See clause 6.10.3.4.1.2.2.1.1.

6.11.5.4.1.38f.2.1.4 TFCS

See clause 6.10.3.4.1.38f.2.1.4.

6.11.5.4.1.38f.2.2 Physical channel parameters

DPCH Downlink	Modulation	QPSK
	Codes and time slots / radio frame	SF16 x 4 code x 2 time slots
	Max. Number of data bits / radio frame	680 bits
	TFCI code word / radio frame	16 bits
	TPC / radio frame	2x2 bits
	SS / radio frame	2x2 bits
Puncturing Limit	0.64	

6.11.5.4.1.38g Conversational / speech / UL: 12.2 7.95 5.9 4.75 DL:12.2 7.95 5.9 4.75 kbps / CS RAB + Interactive or background / UL:16 DL:16 kbps / PS RAB + UL:3.4 DL:3.4 kbps SRBs for DCCH

6.11.5.4.1.38g.1 Uplink

6.11.5.4.1.38g.1.1 Transport channel parameters

6.11.5.4.1.38g.1.1.1 Transport channel parameters for Conversational / speech / UL: 12.2 7.95 5.9 4.75 / CS RAB

See clause 6.10.3.4.1.4a.1.1.1.

6.11.5.4.1.38g.1.1.2 Transport channel parameters for Interactive or background / UL:16 kbps / PS RAB

See clause 6.10.3.4.1.23b.1.1.1.

6.11.5.4.1.38g.1.1.3 Transport channel parameters for UL:3.4 kbps SRBs for DCCH

See clause 6.10.3.4.1.2.1.1.1.

6.11.5.4.1.38g.1.1.4 TFCS

See clause 6.10.3.4.1.38g.1.1.4.

6.11.5.4.1.38g.1.2 Physical channel parameters

DPCH Uplink	Modulation	QPSK
	Codes and time slots / radio frame	SF2 x 1 code x 2 time slots
	Max. Number of data bits / radio frame	1 368 bits (alt. 1 384 bits)
	TFCI code word / radio frame	32 bits (alt. 16 bits)
	TPC / radio frame	2x2 bits
	SS / radio frame	2x2 bits
	Puncturing Limit	0.96 (alt 1.0)
NOTE: There are 32 bit and 16 bit TFCIs for the two cases.		

6.11.5.4.1.38g.2 Downlink

6.11.5.4.1.38g.2.1 Transport channel parameters

6.11.5.4.1.38g.2.1.1 Transport channel parameters for Conversational / speech / DL:12.2 7.95 5.9 4.75 / CS RAB

See clause 6.10.3.4.1.4a.2.1.1.

6.11.5.4.1.38g.2.1.2 Transport channel parameters for Interactive or background / DL:16 kbps / PS RAB

See clause 6.10.3.4.1.23b.2.1.1.

6.11.5.4.1.38g.2.1.3 Transport channel parameters for DL:3.4 kbps SRBs for DCCH

See clause 6.10.3.4.1.2.2.1.1.

6.11.5.4.1.38g.2.1.4 TFCS

See clause 6.10.3.4.1.38g.2.1.4.

6.11.5.4.1.38g.2.2 Physical channel parameters

DPCH Downlink	Modulation	QPSK
	Codes and time slots / radio frame	SF16 x 8 code x 2 time slots
	Max. Number of data bits / radio frame	1 368 bits
	TFCI code word / radio frame	32 bits
	TPC / radio frame	2x2 bits
	SS / radio frame	2x2 bits
	Puncturing Limit	1.0

6.11.5.4.1.38h Conversational / speech / UL: 12.2 7.95 5.9 4.75 DL:12.2 7.95 5.9 4.75 kbps / CS RAB + Interactive or background / UL:32 DL:32 kbps / PS RAB + UL:3.4 DL:3.4 kbps SRBs for DCCH

6.11.5.4.1.38h.1 Uplink

6.11.5.4.1.38h.1.1 Transport channel parameters

6.11.5.4.1.38h.1.1.1 Transport channel parameters for Conversational / speech / UL: 12.2 7.95 5.9 4.75 / CS RAB

See clause 6.10.3.4.1.4a.1.1.1.

6.11.5.4.1.38h.1.1.2 Transport channel parameters for Interactive or background / UL:32 kbps / PS RAB

See clause 6.10.3.4.1.23d.1.1.1.

6.11.5.4.1.38h.1.1.3 Transport channel parameters for UL:3.4 kbps SRBs for DCCH

See clause 6.10.3.4.1.2.1.1.1.

6.11.5.4.1.38h.1.1.4 TFCS

See clause 6.10.3.4.1.38h.1.1.4.

6.11.5.4.1.38h.1.2 Physical channel parameters

DPCH Uplink	Modulation	QPSK
	Codes and time slots / radio frame	SF2 x 1 code x 2 time slots
	Max. Number of data bits/radio frame	1 368 bits
	TFCI code word / radio frame	32 bits
	TPC / radio frame	2x2 bits
	SS / radio frame	2x2 bits
Puncturing Limit	0.72 (alt 0.64)	

6.11.5.4.1.38h.2 Downlink

6.11.5.4.1.38h.2.1 Transport channel parameters

6.11.5.4.1.38h.2.1.1 Transport channel parameters for Conversational / speech / DL:12.2 7.95 5.9 4.75 / CS RAB

See clause 6.10.3.4.1.4a.2.1.1.

6.11.5.4.1.38h.2.1.2 Transport channel parameters for Interactive or background / DL:32 kbps / PS RAB

See clause 6.10.3.4.1.23d.2.1.1.

6.11.5.4.1.38h.2.1.3 Transport channel parameters for DL:3.4 kbps SRBs for DCCH

See clause 6.10.3.4.1.2.2.1.1.

6.11.5.4.1.38h.2.1.4 TFCS

See clause 6.10.3.4.1.38h.2.1.4.

6.11.5.4.1.38h.2.2 Physical channel parameters

DPCH Downlink	Modulation	QPSK
	Codes and time slots / radio frame	SF16 x 8 code x 2 time slots
	Max. Number of data bits / radio frame	1 368 bits
	TFCI code word / radio frame	32 bits
	TPC / radio frame	2x2 bits
	SS / radio frame	2x2 bits
Puncturing Limit	0.72	

6.11.5.4.1.38i Conversational / speech / UL: 12.2 7.95 5.9 4.75 DL:12.2 7.95 5.9 4.75 kbps / CS RAB + Interactive or background / UL:64 DL:64 kbps / PS RAB + UL:3.4 DL:3.4 kbps SRBs for DCCH

6.11.5.4.1.38i.1 Uplink

6.11.5.4.1.38i.1.1 Transport channel parameters

6.11.5.4.1.38i.1.1.1 Transport channel parameters for Conversational / speech / UL: 12.2 7.95 5.9 4.75 / CS RAB

See clause 6.10.3.4.1.4a.1.1.1.

6.11.5.4.1.38i.1.1.2 Transport channel parameters for Interactive or background / UL:64 kbps / PS RAB

See clause 6.10.3.4.1.26.1.1.1.

6.11.5.4.1.38i.1.1.3 Transport channel parameters for UL:3.4 kbps SRBs for DCCH

See clause 6.10.3.4.1.2.1.1.1.

6.11.5.4.1.38i.1.1.4 TFCS

See clause 6.10.3.4.1.38i.1.1.4.

6.11.5.4.1.38i.1.2 Physical channel parameters

DPCH Uplink	Modulation	QPSK	8PSK
	Codes and time slots / radio frame	(SF1 x 1 code x 2 time slots) + (SF2 x 1 code x 2 time slots)	SF1 x 1code x 2 time slots
Max. Number of data bits/radio frame	4 184 bits	4 164 bits	
TFCI code word / radio frame	32 bits	48 bits	
TPC / radio frame	2x2 bits	2x3 bits	
SS / radio frame	2x2 bits	2x3 bits	
Puncturing Limit	1	1	

6.11.5.4.1.38i.2 Downlink

6.11.5.4.1.38i.2.1 Transport channel parameters

6.11.5.4.1.38i.2.1.1 Transport channel parameters for Conversational / speech / DL:12.2 7.95 5.9 4.75 / CS RAB

See clause 6.10.3.4.1.4a.2.1.1.

6.11.5.4.1.38i.2.1.2 Transport channel parameters for Interactive or background / DL:64 kbps / PS RAB

See clause 6.10.3.4.1.25.2.1.1.

6.11.5.4.1.38i.2.1.3 Transport channel parameters for DL:3.4 kbps SRBs for DCCH

See clause 6.10.3.4.1.2.2.1.1.

6.11.5.4.1.38i.2.1.4 TFCS

See clause 6.10.3.4.1.38i.2.1.4.

6.11.5.4.1.38i.2.2 Physical channel parameters

DPCH Downlink	Modulation	QPSK
	Codes and time slots / radio frame	SF 16 x 9 codes x 4 time slots
Max. Number of data bits/radio frame	3 128 bits	
TFCI code word / radio frame	32 bits	
TPC / radio frame	2x2 bits	
SS / radio frame	2x2 bits	
Puncturing Limit	1	

6.11.5.4.1.38j Conversational / speech / UL: 12.2 7.95 5.9 4.75 DL:12.2 7.95 5.9 4.75 kbps / CS RAB + Interactive or background / UL:64 DL:128 kbps / PS RAB + UL:3.4 DL:3.4 kbps SRBs for DCCH

6.11.5.4.1.38j.1 Uplink

See clause 6.11.5.4.1.38i.1.

6.11.5.4.1.38j.2 Downlink

6.11.5.4.1.38j.2.1 Transport channel parameters

6.11.5.4.1.38j.2.1.1 Transport channel parameters for Conversational / speech / DL:12.2 7.95 5.9 4.75 / CS RAB

See clause 6.10.3.4.1.4a.2.1.1.

6.11.5.4.1.38j.2.1.2 Transport channel parameters for Interactive or background / DL:128 kbps / PS RAB

See clause 6.10.3.4.1.27.2.1.1.

6.11.5.4.1.38j.2.1.3 Transport channel parameters for DL:3.4 kbps SRBs for DCCH

See clause 6.10.3.4.1.2.2.1.1.

6.11.5.4.1.38j.2.1.4 TFCS

See clause 6.10.3.4.1.38j.2.1.4.

6.11.5.4.1.38j.2.2 Physical channel parameters

DPCH Downlink	Modulation	QPSK
	Codes and time slots / radio frame	SF 16 x 9 codes x 4 time slots
	Max. Number of data bits/radio frame	3 128 bits
	TFCI code word / radio frame	32 bits
	TPC / radio frame	2x2 bits
	SS / radio frame	2x2 bits
	Puncturing Limit	0.60

6.11.5.4.1.39 Conversational / speech / UL:12.2 DL:12.2 kbps / CS RAB + Interactive or background / UL:32 DL:64 kbps / PS RAB+ UL:3.4 DL: 3.4 kbps SRBs for DCCH

6.11.5.4.1.39.1 Uplink

See clause 6.11.5.4.1.38.1.

6.11.5.4.1.39.2 Downlink

6.11.5.4.1.39.2.1 Transport channel parameters

6.11.5.4.1.39.2.1.1 Transport channel parameters for Conversational / speech / DL:12.2 kbps / CS RAB

See clause 6.10.3.4.1.4.2.1.1.

6.11.5.4.1.39.2.1.2 Transport channel parameters for Interactive or background / DL:64 kbps / PS RAB

See clause 6.10.3.4.1.25.2.1.1.

6.11.5.4.1.39.2.1.3 Transport channel parameters for DL:3.4 kbps SRBs for DCCH

See clause 6.10.3.4.1.2.2.1.1.

6.11.5.4.1.39.2.1.4 TFCS

See clause 6.10.3.4.1.39.2.1.4.

6.11.5.4.1.39.2.2 Physical channel parameters

DPCH Downlink	Modulation	QPSK
	Codes and time slots / radio frame	SF 16 x 10 codes x 2 time slots
	Max. Number of data bits/radio frame	1 736 bits
	TFCI code word / radio frame	16 bits
	TPC / radio frame	2x2 bits
	SS / radio frame	2x2 bits
	Puncturing Limit	0.56

6.11.5.4.1.40 Conversational / speech / UL:12.2 DL:12.2 kbps / CS RAB + Interactive or background / UL:64 DL:64 kbps / PS RAB+ UL:3.4 DL: 3.4 kbps SRBs for DCCH

6.11.5.4.1.40.1 Uplink

6.11.5.4.1.40.1.1 Transport channel parameters

See clause 6.10.3.4.1.40.1.1.

6.11.5.4.1.40.1.2 Physical channel parameters

6.11.5.4.1.40.1.2.1 Physical channel parameters (one CCTrCH case)

DPCH Uplink	Modulation	QPSK
	Codes and time slots / radio frame	SF1 x 1 code x 2 time slots

	Max. Number of data bits/radio frame	2 792 bits
	TFCI code word / radio frame	16 bits
	TPC / radio frame	2x2 bits
	SS / radio frame	2x2 bits
	Puncturing Limit	0.92 (alt. 0.84)

6.11.5.4.1.40.1.2.2 Physical channel parameters (two CCTrCH case)

6.11.5.4.1.40.1.2.2.1 Physical channel parameters (conversational + SRB)

See clause 6.11.5.4.1.4.1.2.

6.11.5.4.1.40.1.2.2.2 Physical channel parameters (Interactive or background)

DPCH Uplink	Modulation	QPSK
	Codes and time slots / radio frame	SF2 x 1 code x 2 time slots
	Max. Number of data bits/radio frame	1 384 bits
	TFCI code word / radio frame	16 bits
	TPC / radio frame	2x2 bits
	SS / radio frame	2x2 bits
	Puncturing Limit	0.64 (alt. 0.56)

6.11.5.4.1.40.2 Downlink

6.11.5.4.1.40.2.1 Transport channel parameters

See clause 6.10.3.4.1.40.2.1.

6.11.5.4.1.40.2.2 Physical channel parameters

6.11.5.4.1.40.2.2.1 Physical channel parameters (one CCTrCH)

See clause 6.11.5.4.1.39.2.2.

6.11.5.4.1.40.2.2.2 Physical channel parameters (two CCTrCHs)

6.11.5.4.1.40.2.2.2.1 Physical channel parameters (conversational + SRB)

See clause 6.11.5.4.1.4.2.2.

6.11.5.4.1.40.2.2.2.2 Physical channel parameters (Interactive or background)

DPCH Downlink	Modulation	QPSK
	Codes and time slots / radio frame	SF16 x 8 codes x 2 time slots
	Max. Number of data bits/radio frame	1 384 bits
	TFCI code word / radio frame	16 bits
	TPC / radio frame	2x2 bits
	SS / radio frame	2x2 bits
	Puncturing Limit	0.64

6.11.5.4.1.41 Conversational / speech / UL:12.2 DL:12.2 kbps / CS RAB + Interactive or background / UL:64 DL:128 kbps / PS RAB + UL:3.4 DL:3.4 kbps SRBs for DCCH

6.11.5.4.1.41.1 Uplink

See clause 6.11.5.4.1.40.1.

6.11.5.4.1.41.2 Downlink

6.11.5.4.1.41.2.1 Transport channel parameters

See clause 6.10.3.4.1.41.2.1.

6.11.5.4.1.41.2.2 Physical channel parameters

6.11.5.4.1.41.2.2.1 Physical channel parameters (one CCTrCH case)

DPCH Downlink	Modulation	QPSK	8PSK
	Codes and time slots / radio frame	SF 16 x 9 codes x 4 time slots	SF 16 x 12 codes x 2 time slots
	Max. Number of data bits/radio frame	3 144 bits	3 132 bits
	TFCI code word / radio frame	16 bits	24 bits
	TPC / radio frame	2x2 bits	2x3 bits
	SS / radio frame	2x2 bits	2x3 bits
	Puncturing Limit	0.60	0.60

6.11.5.4.1.41.2.2.2 Physical channel parameters (two CCTrCHs)

6.11.5.4.1.41.2.2.2.1 Physical channel parameters (conversational + SRB)

See clause 6.11.5.4.1.4.2.2.

6.11.5.4.1.41.2.2.2.2 Physical channel parameters (Interactive or background)

DPCH Downlink	Modulation	QPSK	8PSK
	Codes and time slots / radio frame	SF 1 x 1 code x 2 time slots	SF 16 x 11 codes x 2 time slots
	Max. Number of data bits/radio frame	2 792 bits	2868 bits
	TFCI code word / radio frame	16 bits	24 bits
	TPC / radio frame	2x2 bits	2x3 bits
	SS / radio frame	2x2 bits	2x3 bits
	Puncturing Limit	0.64	0.64

6.11.5.4.1.42 Conversational / speech / UL:12.2 DL:12.2 kbps / CS RAB + Interactive or background / UL:64 DL:256 kbps / PS RAB + UL:3.4 DL:3.4 kbps SRBs for DCCH

6.11.5.4.1.42.1 Uplink

6.11.5.4.1.42.1.1 Transport channel parameters

See clause 6.10.3.4.1.42.1.1.

6.11.5.4.1.42.1.2 Physical channel parameters

See clause 6.10.3.4.1.40.1.2.1.

6.11.5.4.1.42.2 Downlink

6.11.5.4.1.42.2.1 Transport channel parameters

6.11.5.4.1.42.2.1.1 Transport channel parameters for Conversational / speech / DL:12.2 kbps / CS RAB

See clause 6.10.3.4.1.4.2.1.1.

6.11.5.4.1.42.2.1.2 Transport channel parameters for Interactive or background / DL:256 kbps / PS RAB

See clause 6.10.3.4.1.31.2.1.1.

6.11.5.4.1.42.2.1.3 Transport channel parameters for DL:3.4 kbps SRBs for DCCH

See clause 6.10.3.4.1.2.2.1.1.

6.11.5.4.1.42.2.1.4 TFCS

See clause 6.10.3.4.1.42.2.1.4.

6.11.5.4.1.42.2.2 Physical channel parameters

DPCH Downlink	Modulation	QPSK	8PSK
	Codes and time slots / radio frame	SF1 x 1 code x 6 time slots	SF1 x 1 code x 4 time slots
	Max. Number of data bits/radio frame	8 408 bits	8 388 bits
	TFCI code word / radio frame	32 bits	48 bits
	TPC / radio frame	2x2 bits	2x3 bits

	SS / radio frame	2x2 bits	2x3 bits
	Puncturing Limit	0.80	0.80

6.11.5.4.1.43 Conversational / speech / UL:12.2 DL:12.2 kbps / CS RAB + Interactive or background / UL:64 DL:384 kbps / PS RAB + UL:3.4 DL:3.4 kbps SRBs for DCCH

6.11.5.4.1.43.1 Uplink

See clause 6.11.5.4.1.40.1.

6.11.5.4.1.43.2 Downlink

6.11.5.4.1.43.2.1 Transport channel parameters

See clause 6.10.3.4.1.43.2.1.

6.11.5.4.1.43.2.2 Physical channel parameters

6.11.5.4.1.43.2.2.1 Physical channel parameters (one CCTrCH)

DPCH Downlink	Modulation	QPSK	8PSK
	Codes and time slots / radio frame	SF 1 x 1 code x 6 time slots	SF 1 x 1 code x 4 time slots
	Max. Number of data bits/radio frame	8 408 bits	8 388 bits
	TFCI code word / radio frame	32 bits	48 bits
	TPC / radio frame	2x2 bits	2x3 bits
	SS / radio frame	2x2 bits	2x3 bits
	Puncturing Limit	0.60	0.60

6.11.5.4.1.43.2.2.2 Physical channel parameters (two CCTrCHs)

6.11.5.4.1.43.2.2.2.1 Physical channel parameters (conversational + SRB)

See clause 6.11.5.4.1.4.2.2.

6.11.5.4.1.43.2.2.2.2 Physical channel parameters (Interactive or background)

DPCH Downlink	Modulation	QPSK	8PSK
	Codes and time slots / radio frame	(SF 1 x 1 code x 4 time slots) + (SF 16 x 10 codes x 2 time slots)	SF 1 x 1 code x 4 time slots
	Max. Number of data bits/radio frame	7 368 bits	8 412 bits
	TFCI code word / radio frame	16 bits	24 bits
	TPC / radio frame	2x2 bits	2x3 bits
	SS / radio frame	2x2 bits	2x3 bits
	Puncturing Limit	0.56	0.64

6.11.5.4.1.44 Conversational / speech / UL:12.2 DL:12.2 kbps / CS RAB + Interactive or background / UL:128 DL:2 048 kbps / PS RAB + UL:3.4 DL:3.4 kbps SRBs for DCCH

6.11.5.4.1.44.1 Uplink

6.11.5.4.1.44.1.1 Transport channel parameters

6.11.5.4.1.44.1.1.1 Transport channel parameters for Conversational / speech / UL:12.2 kbps / CS RAB

See clause 6.10.3.4.1.4.1.1.1.

6.11.5.4.1.44.1.1.2 Transport channel parameters for Interactive or background / UL:128 kbps / PS RAB

See clause 6.10.3.4.1.28.1.1.1.

6.11.5.4.1.44.1.1.3 Transport channel parameters for UL:3.4 kbps SRBs for DCCH

See clause 6.10.3.4.1.2.1.1.1.

6.11.5.4.1.44.1.1.4 TFCS

See clause 6.10.3.4.1.44.1.1.4.

6.11.5.4.1.44.1.2 Physical channel parameters

DPCH Uplink	Modulation	8PSK
	Codes and time slots / radio frame	SF1 x 1 code x 2 time slots
	Max. Number of data bits/radio frame	4 188 bits
	TFCI code word / radio frame	24 bits
	TPC / radio frame	2x3 bits
	SS / radio frame	2x3 bits
	Puncturing Limit	0.80 (alt 0.72)

6.11.5.4.1.44.2 Downlink

6.11.5.4.1.44.2.1 Transport channel parameters

6.11.5.4.1.44.2.1.1 Transport channel parameters for Conversational / speech / DL:12.2 kbps / CS RAB

See clause 6.10.3.4.1.4.2.1.1.

6.11.5.4.1.44.2.1.2 Transport channel parameters for Interactive or background / DL:2 048 kbps / PS RAB

See clause 6.11.5.4.1.35.2.1.1.

6.11.5.4.1.44.2.1.3 Transport channel parameters for DL:3.4 kbps SRBs for DCCH

See clause 6.10.3.4.1.2.2.1.1.

6.11.5.4.1.44.2.1.4 TFCS

TFCS size	32 (alt. 50)
TFCS	(RAB subflow#1, RAB subflow#2, RAB subflow#3, 2 048 kbps RAB , DCCH)= ((TF0, TF0, TF0, TF0, TF0), (TF1, TF0, TF0, TF0, TF0), (TF2, TF1, TF1, TF0, TF0), (TF0, TF0, TF0, TF1, TF0), (TF1, TF0, TF0, TF1, TF0), (TF2, TF1, TF1, TF1, TF0), (TF0, TF0, TF0, TF2, TF0), (TF1, TF0, TF0, TF2, TF0), (TF2, TF1, TF1, TF2, TF0), (TF0, TF0, TF0, TF3, TF0), (TF1, TF0, TF0, TF3, TF0), (TF2, TF1, TF1, TF3, TF0), (TF0, TF0, TF0, TF4, TF0), (TF1, TF0, TF0, TF4, TF0), (TF2, TF1, TF1, TF4, TF0), (TF0, TF0, TF0, TF5, TF0), (TF0, TF0, TF0, TF0, TF1), (TF1, TF0, TF0, TF0, TF1), (TF2, TF1, TF1, TF0, TF1), (TF0, TF0, TF0, TF1, TF1), (TF1, TF0, TF0, TF1, TF1), (TF2, TF1, TF1, TF1, TF1), (TF0, TF0, TF0, TF2, TF1), (TF1, TF0, TF0, TF2, TF1), (TF2, TF1, TF1, TF2, TF1), (TF0, TF0, TF0, TF3, TF1), (TF1, TF0, TF0, TF3, TF1), (TF2, TF1, TF1, TF3, TF1), (TF0, TF0, TF0, TF4, TF1), (TF1, TF0, TF0, TF4, TF1), (TF2, TF1, TF1, TF4, TF1), (TF0, TF0, TF0, TF5, TF1)) (alt. (TF0, TF0, TF0, TF0, TF0), (TF1, TF0, TF0, TF0, TF0), (TF2, TF1, TF1, TF0, TF0), (TF0, TF0, TF0, TF1, TF0), (TF1, TF0, TF0, TF1, TF0), (TF2, TF1, TF1, TF1, TF0), (TF0, TF0, TF0, TF2, TF0), (TF1, TF0, TF0, TF2, TF0), (TF2, TF1, TF1, TF2, TF0), (TF0, TF0, TF0, TF3, TF0), (TF1, TF0, TF0, TF3, TF0), (TF2, TF1, TF1, TF3, TF0), (TF0, TF0, TF0, TF4, TF0), (TF1, TF0, TF0, TF4, TF0), (TF2, TF1, TF1, TF4, TF0), (TF0, TF0, TF0, TF5, TF0), (TF1, TF0, TF0, TF5, TF0), (TF2, TF1, TF1, TF5, TF0), (TF0, TF0, TF0, TF6, TF0), (TF1, TF0, TF0, TF6, TF0), (TF2, TF1, TF1, TF6, TF0), (TF0, TF0, TF0, TF7, TF0), (TF1, TF0, TF0, TF7, TF0), (TF2, TF1, TF1, TF7, TF0), (TF0, TF0, TF0, TF8, TF0), (TF0, TF0, TF0, TF0, TF1), (TF1, TF0, TF0, TF0, TF1), (TF2, TF1, TF1, TF0, TF1), (TF0, TF0, TF0, TF1, TF1), (TF1, TF0, TF0, TF1, TF1), (TF2, TF1, TF1, TF1, TF1), (TF0, TF0, TF0, TF2, TF1), (TF1, TF0, TF0, TF2, TF1), (TF2, TF1, TF1, TF2, TF1), (TF0, TF0, TF0, TF3, TF1), (TF1, TF0, TF0, TF3, TF1), (TF2, TF1, TF1, TF3, TF1), (TF0, TF0, TF0, TF4, TF1), (TF1, TF0, TF0, TF4, TF1), (TF2, TF1, TF1, TF4, TF1), (TF0, TF0, TF0, TF5, TF1), (TF1, TF0, TF0, TF5, TF1), (TF2, TF1, TF1, TF5, TF1), (TF0, TF0, TF0, TF6, TF1), (TF1, TF0, TF0, TF6, TF1), (TF2, TF1, TF1, TF6, TF1), (TF0, TF0, TF0, TF7, TF1), (TF1, TF0, TF0, TF7, TF1), (TF2, TF1, TF1, TF7, TF1), (TF0, TF0, TF0, TF8, TF1))

For better understanding of the TFCS please note that the following combinations are not included in the table above:

- (TF2, TF1, TF1, TF5, TF0), (TF1, TF0, TF0, TF5, TF0), (TF1, TF0, TF0, TF5, TF1), (TF2, TF1, TF1, TF5, TF1), (TF2, TF1, TF1, TF8, TF0), (TF1, TF0, TF0, TF8, TF0), (TF1, TF0, TF0, TF8, TF1), (TF2, TF1, TF1, TF8, TF1).

6.11.5.4.1.44.2.2 Physical channel parameters

DPCH Downlink	Modulation	8PSK
	Codes and time slots / radio frame	SF 1 x 1 code x 10 time slots
	Max. Number of data bits/radio frame	21 060 bits
	TFCI code word / radio frame	48 bits
	TPC / radio frame	2x3 bits
	SS / radio frame	2x3 bits
	Puncturing Limit	1

6.11.5.4.1.45 Conversational / speech / UL:12.2 DL:12.2 kbps / CS RAB + Streaming / unknown / UL:57.6 DL:57.6 kbps / CS RAB + UL:3.4 DL:3.4 kbps SRBs for DCCH

6.11.5.4.1.45.1 Uplink

6.11.5.4.1.45.1.1 Transport channel parameters

6.11.5.4.1.45.1.1.1 Transport channel parameters for Conversational / speech / UL:12.2 kbps / CS RAB

See clause 6.10.3.4.1.4.1.1.1.

6.11.5.4.1.45.1.1.2 Transport channel parameters for Streaming / unknown / UL:57.6 kbps / CS RAB

See clause 6.10.3.4.1.17.1.1.1.

6.11.5.4.1.45.1.1.3 Transport channel parameters for UL:3.4 kbps SRBs for DCCH

See clause 6.10.3.4.1.2.1.1.1.

6.11.5.4.1.45.1.1.4 TFCS

See clause 6.10.3.4.1.45.1.1.4.

6.11.5.4.1.45.1.2 Physical channel parameters

DPCH Uplink	Modulation	QPSK
	Codes and time slots / radio frame	SF2 x 1 code x 2 time slots
	Max. Number of data bits/radio frame	1 384 bits
	TFCI code word / radio frame	16 bits
	TPC / radio frame	2x2 bits
	SS / radio frame	2x2 bits
	Puncturing Limit	0.52

6.11.5.4.1.45.2 Downlink

6.11.5.4.1.45.2.1 Transport channel parameters

6.11.5.4.1.45.2.1.1 Transport channel parameters for Conversational / speech / DL:12.2 kbps / CS RAB

See clause 6.10.3.4.1.4.2.1.1.

6.11.5.4.1.45.2.1.2 Transport channel parameters for Streaming / unknown / DL:57.6 kbps / CS RAB

See clause 6.10.3.4.1.17.2.1.1.

6.11.5.4.1.45.2.1.3 Transport channel parameters for DL:3.4 kbps SRBs for DCCH

See clause 6.10.3.4.1.2.2.1.1.

6.11.5.4.1.45.2.1.4 TFCS

See clause 6.10.3.4.1.45.2.1.4.

6.11.5.4.1.45.2.2 Physical channel parameters

DPCH Downlink	Modulation	QPSK
	Codes and time slots / radio frame	SF 16 x 9 codes x 2 time slots
	Max. Number of data bits/radio frame	1 560 bits
	TFCI code word / radio frame	16 bits
	TPC / radio frame	2x2 bits
	SS / radio frame	2x2 bits
	Puncturing Limit	0.56

6.11.5.4.1.46 Void

6.11.5.4.1.47 Void

6.11.5.4.1.48 Void

6.11.5.4.1.49 Conversational / speech / UL:12.2 DL:12.2 kbps / CS RAB + Conversational / unknown / UL:64 DL:64 kbps / CS RAB + UL:3.4 DL:3.4 kbps SRBs for DCCH

6.11.5.4.1.49.1 Uplink

6.11.5.4.1.49.1.1 Transport channel parameters

6.11.5.4.1.49.1.1.1 Transport channel parameters for Conversational / speech / UL:12.2 kbps / CS RAB

See clause 6.10.3.4.1.4.1.1.1.

6.11.5.4.1.49.1.1.2 Transport channel parameters for Conversational / unknown / UL:64 kbps / CS RAB

See clause 6.10.3.4.1.13.1.1.1.

6.11.5.4.1.49.1.1.3 Transport channel parameters for UL:3.4 kbps SRBs for DCCH

See clause 6.10.3.4.1.2.1.1.1.

6.11.5.4.1.49.1.1.4 TFCS

See clause 6.10.3.4.1.49.1.1.4.

6.11.5.4.1.49.1.2 Physical channel parameters

DPCH Uplink	Modulation	QPSK
	Codes and time slots / radio frame	SF 1 x 1 code x 2 time slots
	Max. Number of data bits/radio frame	2 792 bits
	TFCI code word / radio frame	16 bits
	TPC / radio frame	2x2 bits
	SS / radio frame	2x2 bits
	Puncturing Limit	0.88

6.11.5.4.1.49.2 Downlink

6.11.5.4.1.49.2.1 Transport channel parameters

6.11.5.4.1.49.2.1.1 Transport channel parameters for Conversational / speech / DL:12.2 kbps / CS RAB

See clause 6.10.3.4.1.4.2.1.1.

6.11.5.4.1.49.2.1.2 Transport channel parameters for Conversational / unknown / DL:64 kbps / CS RAB

See clause 6.10.3.4.1.13.2.1.1.

6.11.5.4.1.49.2.1.3 Transport channel parameters for DL:3.4 kbps SRBs for DCCH

See clause 6.10.3.4.1.2.2.1.1.

6.11.5.4.1.49.2.1.4 TFCS

See clause 6.10.3.4.1.49.2.1.4.

6.11.5.4.1.49.2.2 Physical channel parameters

DPCH Downlink	Modulation	QPSK
	Codes and time slots / radio frame	SF16 x 11 codes x 2 time slots
	Max. Number of data bits/radio frame	1 912 bits
	TFCI code word / radio frame	16 bits
	TPC / radio frame	2x2 bits
	SS / radio frame	2x2 bits
	Puncturing Limit	0.60

6.11.5.4.1.49a Conversational / speech / UL: 12.2 7.95 5.9 4.75 DL: 12.2 7.95 5.9 4.75 kbps / CS RAB + Conversational / unknown / UL:64 DL:64 kbps / CS RAB + UL:3.4 DL:3.4 kbps SRBs for DCCH

6.11.5.4.1.49a.1 Uplink

6.11.5.4.1.49a.1.1 Transport channel parameters

6.11.5.4.1.49a.1.1.1 Transport channel parameters for Conversational / speech / UL: 12.2 7.95 5.9 4.75 kbps / CS RAB

See clause 6.10.3.4.1.4a.1.1.1.

6.11.5.4.1.49a.1.1.2 Transport channel parameters for Conversational / unknown / UL:64 kbps / CS RAB

See clause 6.10.3.4.1.13.1.1.1.

6.11.5.4.1.49a.1.1.3 Transport channel parameters for UL:3.4 kbps SRBs for DCCH

See clause 6.10.3.4.1.2.1.1.1.

6.11.5.4.1.49a.1.1.4 TFCS

See clause 6.10.3.4.1.49a.1.1.4.

6.11.5.4.1.49a.1.2 Physical channel parameters

DPCH Uplink	Modulation	QPSK
	Codes and time slots / radio frame	SF 1 x 1 code x 2 time slots
	Max. Number of data bits/radio frame	2 792 bits
	TFCI code word / radio frame	16 bits
	TPC / radio frame	2x2 bits
	SS / radio frame	2x2 bits
	Puncturing Limit	0.88

6.11.5.4.1.49a.2 Downlink

6.11.5.4.1.49a.2.1 Transport channel parameters

6.11.5.4.1.49a.2.1.1 Transport channel parameters for Conversational / speech / DL: 12.2 7.95 5.9 4.75 kbps / CS RAB

See clause 6.10.3.4.1.4a.2.1.1.

6.11.5.4.1.49a.2.1.2 Transport channel parameters for Conversational / unknown / DL:64 kbps / CS RAB

See clause 6.10.3.4.1.13.2.1.1.

6.11.5.4.1.49a.2.1.3 Transport channel parameters for DL:3.4 kbps SRBs for DCCH

See clause 6.10.3.4.1.2.2.1.1.

6.11.5.4.1.49.2.1.4 TFCS

See clause 6.10.3.4.1.49a.2.1.4.

6.11.5.4.1.49a.2.2 Physical channel parameters

DPCH Downlink	Modulation	QPSK
	Codes and time slots / radio frame	SF16 x 11 codes x 2 time slots
	Max. Number of data bits/radio frame	1 912 bits
	TFCI code word / radio frame	16 bits
	TPC / radio frame	2x2 bits
	SS / radio frame	2x2 bits
	Puncturing Limit	0.60

6.11.5.4.1.50 Conversational / unknown / UL:64 DL:64 kbps / CS RAB + Conversational / unknown / UL:64 DL:64 kbps / CS RAB + UL:3.4 DL:3.4 kbps SRBs for DCCH

6.11.5.4.1.50.1 Uplink

6.11.5.4.1.50.1.1 Transport channel parameters

6.11.5.4.1.50.1.1.1 Transport channel parameters for Conversational / unknown / UL:64 kbps / CS RAB

See clause 6.10.3.4.1.13.1.1.1.

6.11.5.4.1.50.1.1.2 Transport channel parameters for UL:3.4 kbps SRBs for DCCH

See clause 6.10.3.4.1.2.1.1.1.

6.11.5.4.1.50.1.1.3 TFCS

See clause 6.10.3.4.1.50.1.1.3.

6.11.5.4.1.50.1.2 Physical channel parameters

DPCH Uplink	Modulation	QPSK
	Codes and time slots / radio frame	SF 1 x 1 code x 2 time slots
	Max. Number of data bits/radio frame	2 792 bits
	TFCI code word / radio frame	16 bits
	TPC / radio frame	2x2 bits
	SS / radio frame	2x2 bits
	Puncturing Limit	0.52

6.11.5.4.1.50.2 Downlink

6.11.5.4.1.50.2.1 Transport channel parameters

6.11.5.4.1.50.2.1.1 Transport channel parameters for Conversational / unknown / DL:64 kbps / CS RAB

See clause 6.10.3.4.1.13.2.1.1.

6.11.5.4.1.50.2.1.2 Transport channel parameters for DL:3.4 kbps SRBs for DCCH

See clause 6.10.3.4.1.2.2.1.1.

6.11.5.4.1.50.2.1.3 TFCS

See clause 6.10.3.4.1.50.2.1.3.

6.11.5.4.1.50.2.2 Physical channel parameters

DPCH Downlink	Modulation	QPSK
	Codes and time slots / radio frame	SF 16 x 15 codes x 2 time slots
	Max. Number of data bits/radio frame	2 616 bits
	TFCI code word / radio frame	16 bits
	TPC / radio frame	2x2 bits
	SS / radio frame	2x2 bits
	Puncturing Limit	0.48

6.11.5.4.1.51 Conversational / unknown / UL:64 DL:64 kbps / CS RAB + Interactive or background / UL:64 DL:64 kbps / PS RAB + UL:3.4 DL:3.4 kbps SRBs for DCCH

6.11.5.4.1.51.1 Uplink

6.11.5.4.1.51.1.1 Transport channel parameters

6.11.5.4.1.51.1.1.1 Transport channel parameters for Conversational / unknown / UL:64 kbps / CS RAB

See clause 6.10.3.4.1.13.1.1.1.

6.11.5.4.1.51.1.1.2 Transport channel parameters for Interactive or background / UL:64 kbps / PS RAB

See clause 6.10.3.4.1.26.1.1.1.

6.11.5.4.1.51.1.1.3 Transport channel parameters for UL:3.4 kbps SRBs for DCCH

See clause 6.10.3.4.1.2.1.1.1.

6.11.5.4.1.51.1.1.4 TFCS

See clause 6.10.3.4.1.51.1.1.4.

6.11.5.4.1.51.1.2 Physical channel parameters

DPCH Uplink	Modulation	QPSK
	Codes and time slots / radio frame	SF 1 x 1 code x 2 time slots
	Max. Number of data bits/radio frame	2 792 bits
	TFCI code word / radio frame	16 bits
	TPC / radio frame	2x2 bits
	SS / radio frame	2x2 bits
	Puncturing Limit	0.52 (alt. 0.48)

6.11.5.4.1.51.2 Downlink

6.11.5.4.1.51.2.1 Transport channel parameters

6.11.5.4.1.51.2.1.1 Transport channel parameters for Conversational / unknown / DL:64 kbps / CS RAB

See clause 6.10.3.4.1.13.2.1.1.

6.11.5.4.1.51.2.1.2 Transport channel parameters for Interactive or background / DL:64 kbps / PS RAB

See clause 6.10.3.4.1.25.2.1.1.

6.11.5.4.1.51.2.1.3 Transport channel parameters for DL:3.4 kbps SRBs for DCCH

See clause 6.10.3.4.1.2.2.1.1.

6.11.5.4.1.51.2.1.4 TFCS

See clause 6.10.3.4.1.51.2.1.4.

6.11.5.4.1.51.2.2 Physical channel parameters

DPCH Downlink	Modulation	QPSK
	Codes and time slots / radio frame	SF1 x 1 code x 2 time slots
	Max. Number of data bits/radio frame	2 792 bits
	TFCI code word / radio frame	16 bits
	TPC / radio frame	2x2 bits
	SS / radio frame	2x2 bits
	Puncturing Limit	0.52

6.11.5.4.1.51a Conversational / unknown / UL:64 DL:64 kbps / CS RAB + Interactive or background / UL:8 DL:8 kbps / PS RAB + UL:3.4 DL:3.4 kbps SRBs for DCCH

6.11.5.4.1.51a.1 Uplink

6.11.5.4.1.51a.1.1 Transport channel parameters

6.11.5.4.1.51a.1.1.1 Transport channel parameters for Conversational / unknown / UL:64 kbps / CS RAB

See clause 6.10.3.4.1.13.1.1.1.

6.11.5.4.1.51a.1.1.2 Transport channel parameters for Interactive or background / UL:8 kbps / PS RAB

See clause 6.10.3.4.1.23a.1.1.1.

6.11.5.4.1.51a.1.1.3 Transport channel parameters for UL:3.4 kbps SRBs for DCCH

See clause 6.10.3.4.1.2.1.1.1.

6.11.5.4.1.51a.1.1.4 TFCS

See clause 6.10.3.4.1.51a.1.1.4.

6.11.5.4.1.51a.1.2 Physical channel parameters

DPCH Uplink		Physical 1	Physical 2
	Modulation		QPSK
Codes and time slots / radio frame		SF2 x 1 code x 2 time slots	SF1 x 1 code x 2 time slots
Max. Number of data bits/radio frame		1 384 bits	2 792 bits
TFCI code word / radio frame		16 bits	16 bits
TPC / radio frame		2x2 bits	2x2 bits
SS / radio frame		2x2 bits	2x2 bits
Puncturing Limit		0.40	0.84

6.11.5.4.1.51a.2 Downlink

6.11.5.4.1.51a.2.1 Transport channel parameters

6.11.5.4.1.51a.2.1.1 Transport channel parameters for Conversational / unknown / DL:64 kbps / CS RAB

See clause 6.10.3.4.1.13.2.1.1.

6.11.5.4.1.51a.2.1.2 Transport channel parameters for Interactive or background / DL:8 kbps / PS RAB

See clause 6.10.3.4.1.23.2.1.1.

6.11.5.4.1.51a.2.1.3 Transport channel parameters for DL:3.4 kbps SRBs for DCCH

See clause 6.10.3.4.1.2.2.1.1.

6.11.5.4.1.51a.2.1.4 TFCS

See clause 6.10.3.4.1.51.2.1.4.

6.11.5.4.1.51a.2.2 Physical channel parameters

DPCH Downlink		QPSK
	Modulation	
Codes and time slots / radio frame		SF1 x 1 code x 2 time slots
Max. Number of data bits/radio frame		2 792 bits
TFCI code word / radio frame		16 bits
TPC / radio frame		2x2 bits
SS / radio frame		2x2 bits
Puncturing Limit		0.84

6.11.5.4.1.51b Conversational / unknown / UL:64 DL:64 kbps / CS RAB + Interactive or background / UL:16 DL:64 kbps / PS RAB + UL:3.4 DL:3.4 kbps SRBs for DCCH

6.11.5.4.1.51b.1 Uplink

6.11.5.4.1.51b.1.1 Transport channel parameters

6.11.5.4.1.51b.1.1.1 Transport channel parameters for Conversational / unknown / UL:64 kbps / CS RAB

See clause 6.10.3.4.1.13.1.1.1.

6.11.5.4.1.51b.1.1.2 Transport channel parameters for Interactive or background / UL:16 kbps / PS RAB

See clause 6.10.3.4.1.23b.1.1.1.

6.11.5.4.1.51b.1.1.3 Transport channel parameters for UL:3.4 kbps SRBs for DCCH

See clause 6.10.3.4.1.2.1.1.1.

6.11.5.4.1.51b.1.1.4 TFCS

See clause 6.10.3.4.1.51b.1.1.4.

6.11.5.4.1.51b.1.2 Physical channel parameters

DPCCH Uplink		Physical 1	Physical 2
Modulation		QPSK	QPSK
Codes and time slots / radio frame		SF2 x 1 code x 2 time slots	SF1 x 1 code x 2 time slots
Max. Number of data bits/radio frame		1 384 bits	2 792 bits
TFCI code word / radio frame		16 bits	16 bits
TPC / radio frame		2x2 bits	2x2 bits
SS / radio frame		2x2 bits	2x2 bits
Puncturing Limit		0.40	0.76

6.11.5.4.1.51b.2 Downlink

See clause 6.11.5.4.1.51.2.

6.11.5.4.1.52 Conversational / unknown / UL:64 DL:64 kbps / CS RAB + Interactive or background / UL:64 DL:128 kbps / PS RAB + UL:3.4 DL:3.4 kbps SRBs for DCCH

6.11.5.4.1.52.1 Uplink

See clause 6.11.5.4.1.51.1.

6.11.5.4.1.52.2 Downlink

6.11.5.4.1.52.2.1 Transport channel parameters

6.11.5.4.1.52.2.1.1 Transport channel parameters for Conversational / unknown / DL:64 kbps / CS RAB

See clause 6.10.3.4.1.13.2.1.1.

6.11.5.4.1.52.2.1.2 Transport channel parameters for Interactive or background / DL:128 kbps / PS RAB

See clause 6.10.3.4.1.27.2.1.1.

6.11.5.4.1.52.2.1.3 Transport channel parameters for DL:3.4 kbps SRBs for DCCH

See clause 6.10.3.4.1.2.2.1.1.

6.11.5.4.1.52.2.1.4 TFCS

See clause 6.10.3.4.1.52.2.1.4.

6.11.5.4.1.52.2.2 Physical channel parameters

DPCH Downlink	Modulation	QPSK
	Codes and time slots / radio frame	SF 16 x 12 codes x 4 time slots
	Max. Number of data bits/radio frame	4 200 bits
	TFCI code word / radio frame	16 bits
	TPC / radio frame	2x2 bits
	SS / radio frame	2x2 bits
Puncturing Limit	0.52	

6.11.5.4.1.53 Conversational / unknown / UL:64 DL:64 kbps / CS RAB + Interactive or background / UL:128 DL:128 kbps / PS RAB + UL:3.4 DL:3.4 kbps SRBs for DCCH

6.11.5.4.1.53.1 Uplink

6.11.5.4.1.53.1.1 Transport channel parameters

6.11.5.4.1.53.1.1.1 Transport channel parameters for Conversational / unknown / UL:64 kbps / CS RAB

See clause 6.10.3.4.1.13.1.1.1.

6.11.5.4.1.53.1.1.2 Transport channel parameters for Interactive or background / UL:128 kbps / PS RAB

See clause 6.10.3.4.1.28.1.1.1.

6.11.5.4.1.53.1.1.3 Transport channel parameters for DL:3.4 kbps SRBs for DCCH

See clause 6.10.3.4.1.2.1.1.1.

6.11.5.4.1.53.1.1.4 TFCS

See clause 6.10.3.4.1.53.1.1.4.

6.11.5.4.1.53.1.2 Physical channel parameters

DPCH Uplink	Modulation	QPSK	8PSK
	Codes and time slots / radio frame	SF1 x 1 code x 4 time slots	SF1 x 1code x 2 time slots
	Max. Number of data bits/radio frame	5 608 bits	4 188 bits
	TFCI code word / radio frame	16 bits	24 bits
	TPC / radio frame	2x2 bits	2x3 bits
	SS / radio frame	2x2 bits	2x3 bits
Puncturing Limit	0.72 (alt 0.68)	0.52 (alt 0.48)	

6.11.5.4.1.53.2 Downlink

See clause 6.11.5.4.1.52.2.

6.11.5.4.1.54 Void

6.11.5.4.1.55 Void

6.11.5.4.1.56 Interactive or background / UL:8 DL:8 kbps / PS RAB + Interactive or background / UL:8 DL:8 kbps / PS RAB + UL:3.4 DL:3.4 kbps SRBs for DCCH

6.11.5.4.1.56.1 Uplink

6.11.5.4.1.56.1.1 Transport channel parameters

6.11.5.4.1.56.1.1.1 Transport channel parameters for Interactive or background / UL:8 kbps / PS RAB + UL:8 kbps / PS RAB

See clause 6.10.3.4.1.56.1.1.1.

6.11.5.4.1.56.1.1.2 Transport channel parameters for UL:3.4 kbps SRBs for DCCH

See clause 6.10.3.4.1.2.1.1.1.

6.11.5.4.1.56.1.1.3 TFCS

See clause 6.10.3.4.1.56.1.1.3.

6.11.5.4.1.56.1.2 Physical channel parameters

DPCH Uplink	Modulation	QPSK
	Codes and time slots / radio frame	SF4 x 1 code x 2 time slots
	Max. Number of data bits / radio frame	680 bits
	TFCI code word / radio frame	16 bits
	TPC / radio frame	2x2 bits
	SS / radio frame	2x2 bits
	Puncturing Limit	0.84 (alt 0.76)

6.11.5.4.1.56.2 Downlink

6.11.5.4.1.56.2.1 Transport channel parameters

6.11.5.4.1.56.2.1.1 Transport channel parameters for Interactive or background / DL:8 kbps / PS RAB + DL:8 kbps / PS RAB

See clause 6.10.3.4.1.56.2.1.1.

6.11.5.4.1.56.2.1.2 Transport channel parameters for DL:3.4 kbps SRBs for DCCH

See clause 6.10.3.4.1.2.2.1.1.

6.11.5.4.1.56.2.1.3 TFCS

See clause 6.10.3.4.1.56.2.1.3.

6.11.5.4.1.56.2.2 Physical channel parameters

DPCH Downlink	Modulation	QPSK
	Codes and time slots / radio frame	SF16 x 4 code x 2 time slots
	Max. Number of data bits / radio frame	680 bits
	TFCI code word / radio frame	16 bits
	TPC / radio frame	2x2 bits
	SS / radio frame	2x2 bits
	Puncturing Limit	0.84

6.11.5.4.1.57 Interactive or background / UL:64 DL:64 kbps / PS RAB + Interactive or background / UL:64 DL:64 kbps / PS RAB + UL:3.4 DL:3.4 kbps SRBs for DCCH

6.11.5.4.1.57.1 Uplink

6.11.5.4.1.57.1.1 Transport channel parameters

6.11.5.4.1.57.1.1.1 Transport channel parameters for Interactive or background / UL:64 kbps / PS RAB + UL:64 kbps / PS RAB

See clause 6.10.3.4.1.38d.1.1.2.

6.11.5.4.1.57.1.1.2 Transport channel parameters for UL:3.4 kbps SRBs for DCCH

See clause 6.10.3.4.1.2.1.1.1.

6.11.5.4.1.57.1.1.3 TFCS

See clause 6.11.5.4.1.57.1.1.3.

6.11.5.4.1.57.1.2 Physical channel parameters

DPCH Uplink		Physical 1
	Modulation	QPSK
	Codes and time slots / radio frame	SF1 x 1 code x 2 time slots

	Max. Number of data bits/radio frame	2 792 bits
	TFCI code word / radio frame	16 bits
	TPC / radio frame	2x2 bits
	SS / radio frame	2x2 bits
	Puncturing Limit	0.52 (alt. 0.44)

6.11.5.4.1.57.2 Downlink

6.11.5.4.1.57.2.1 Transport channel parameters

6.11.5.4.1.57.2.1.1 Transport channel parameters for Interactive or background / DL:64 kbps / PS RAB + DL:64 kbps / PS RAB

See clause 6.10.3.4.1.57.2.1.1.

6.11.5.4.1.57.2.1.2 Transport channel parameters for DL:3.4 kbps SRBs for DCCH

See clause 6.10.3.4.1.2.2.1.1.

6.11.5.4.1.57.2.1.3 TFCS

See clause 6.10.3.4.1.57.2.1.3.

6.11.5.4.1.57.2.2 Physical channel parameters

DPCH Downlink	Modulation	QPSK
	Codes and time slots / radio frame	SF1 x 1 code x 2 time slots
	Max. Number of data bits/radio frame	2 792 bits
	TFCI code word / radio frame	16 bits
	TPC / radio frame	2x2 bits
	SS / radio frame	2x2 bits
	Puncturing Limit	0.52

6.11.5.4.1.58 Streaming / unknown / UL:16 DL:64 kbps / PS RAB + Interactive or background / UL:8 DL:8 kbps / PS RAB + UL:3.4 DL:3.4 kbps SRBs for DCCH

6.11.5.4.1.58.1 Uplink

6.11.5.4.1.58.1.1 Transport channel parameters

6.11.5.4.1.58.1.1.1 Transport channel parameters for Streaming / unknown / UL:16 kbps / PS RAB

See clause 6.10.3.4.1.58.1.1.1.

6.11.5.4.1.58.1.1.2 Transport channel parameters for Interactive or background / UL:8 kbps / PS RAB

See clause 6.10.3.4.1.23a.1.1.1.

6.11.5.4.1.58.1.1.3 Transport channel parameters for UL:3.4 kbps SRBs for DCCH

See clause 6.10.3.4.1.2.1.1.1.

6.11.5.4.1.58.1.1.4 TFCS

See clause 6.10.3.4.1.58.1.1.4.

6.11.5.4.1.58.1.2 Physical channel parameters

DPCH Uplink	Modulation	QPSK
	Codes and time slots / frame	SF4 x 1 code x 2 time slots
	Max. Number of data bits / radio frame	680 bits
	TFCI code word / radio frame	16 bits
	TPC / radio frame	2x2 bits
	SS / radio frame	2x2 bits
	Puncturing Limit	0.60 (alt 0.56)

6.11.5.4.1.58.2 Downlink

6.11.5.4.1.58.2.1 Transport channel parameters

6.11.5.4.1.58.2.1.1 Transport channel parameters for Streaming / unknown / DL:64 kbps / PS RAB

See clause 6.10.3.4.1.58.2.1.1.

6.10.5.4.1.58.2.1.2 Transport channel parameters for Interactive or background / DL:8 kbps / PS RAB

See clause 6.10.3.4.1.23.2.1.1.

6.11.5.4.1.58.2.1.3 Transport channel parameters for DL:3.4 kbps SRBs for DCCH

See clause 6.10.3.4.1.2.2.1.1.

6.11.5.4.1.58.2.1.4 TFCS

See clause 6.10.3.4.1.58.2.1.4.

6.11.5.4.1.58.2.2 Physical channel parameters

DPCH Downlink	Modulation	QPSK
	Codes and time slots / radio frame	SF16 x 8 code x 2 time slots
	Max. Number of data bits / radio frame	1 384 bits
	TFCI code word / radio frame	16 bits
	TPC / radio frame	2x2 bits
	SS / radio frame	2x2 bits
	Puncturing Limit	0.44

6.11.5.4.1.59 Reserved for future use

6.11.5.4.1.60 Reserved for future use

6.11.5.4.1.61 Conversational / unknown / UL:8 DL:8 kbps / PS RAB + Interactive or Background / UL:8 DL:8 kbps / PS RAB + UL:3.4 DL:3.4 kbps SRBs for DCCH

6.11.5.4.1.61.1 Uplink

6.11.5.4.1.61.1.1 Transport channel parameters

6.11.5.4.1.61.1.1.1 Transport channel parameters for Conversational / unknown / UL:8 kbps / PS RAB

See clause 6.10.3.4.1.61.1.1.1.

6.10.5.4.1.61.1.1.2 Transport channel parameters for Interactive or Background / UL:8 kbps / PS RAB

See clause 6.10.3.4.1.23a.1.1.1.

6.11.5.4.1.61.1.1.3 Transport channel parameters for UL:3.4 kbps SRBs for DCCH

See clause 6.10.3.4.1.2.1.1.1.

6.11.5.4.1.61.1.1.4 TFCS

See clause 6.10.3.4.1.61.1.1.4.

6.11.5.4.1.61.2 Physical channel parameters

DPCH Uplink	Modulation	QPSK
	Codes and time slots / radio frame	SF 4 x 1 code x 2 time slots
	Max. Number of data bits / radio frame	680 bits
	TFCI code word / radio frame	16 bits
	TPC / radio frame	2x2 bits
	SS / radio frame	2x2 bits
	Puncturing Limit	0.84 (alt 0.80)

6.11.5.4.1.61.2 Downlink

6.11.5.4.1.61.2.1 Transport channel parameters

6.11.5.4.1.61.2.1.1 Transport channel parameters for Conversational / unknown / DL:8 kbps / PS RAB

See clause 6.10.3.4.1.61.2.1.1.

6.11.5.4.1.61.2.1.2 Transport channel parameters for Interactive or Background / DL:8 kbps / PS RAB

See clause 6.10.3.4.1.23.2.1.1.

6.11.5.4.1.61.2.1.3 Transport channel parameters for DL:3.4 kbps SRBs for DCCH

See clause 6.10.3.4.1.2.2.1.1.

6.11.5.4.1.61.2.1.4 TFCS

See clause 6.10.3.4.1.61.2.1.4.

6.11.5.4.1.61.2.2 Physical channel parameters

DPCH Downlink	Modulation	QPSK
	Codes and time slots / radio frame	SF 16 x 4 code x 2 time slots
	Max. Number of data bits / radio frame	680 bits
	TFCI code word / radio frame	16 bits
	TPC / radio frame	2x2 bits
	SS / radio frame	2x2 bits
	Puncturing Limit	0.84

6.11.5.4.1.62 Interactive or background / UL:256 DL: 64 kbps / PS RAB + UL:3.4 DL:3.4 kbps SRBs for DCCH

6.11.5.4.1.62.1 Uplink

6.11.5.4.1.62.1.1 Transport channel parameters

6.11.5.4.1.62.1.1.1 Transport channel parameters for Interactive or background / UL:256 kbps / PS RAB

Higher layer	RAB/Signalling RB		RAB
RLC	Logical channel type		DTCH
	RLC mode		AM
	Payload sizes, bit		320
	Max data rate, bps		256 000
	AMD PDU header, bit		16
MAC	MAC header, bit		0
	MAC multiplexing		N/A
Layer 1	TrCH type		DCH
	TB sizes, bit		336
	TFS	TF0, bits	0x336
		TF1, bits	1x336
		TF2, bits	2x336
		TF3, bits	4x336
		TF4, bits	8x336
		TF5, bits	N/A (alt. 12x336)
		TF6, bits	N/A (alt. 16x336)
	TTI, ms		10(alt. 20)
	Coding type		TC
	CRC, bit		16
	Max number of bits/TTI after channel coding		8 460 (alt. 16 920)
Max number of bits/radio frame before rate matching		8 460 (alt. 8 460)	
RM attribute		135 to 175	

6.11.5.4.1.62.1.1.2 Transport channel parameters for UL:3.4 kbps SRBs for DCCH

See clause 6.10.3.4.1.2.1.1.1.

6.11.5.4.1.62.1.1.3 TFCS

TFCS size	10 (alt.14)
TFCS	(256 kbps RAB, DCCH)= (TF0, TF0), (TF1, TF0), (TF2, TF0), (TF3, TF0), (TF4, TF0), (TF0, TF1), (TF1, TF1), (TF2, TF1), (TF3, TF1), (TF4, TF1) (alt. (TF0, TF0), (TF1, TF0), (TF2, TF0), (TF3, TF0), (TF4, TF0), (TF5, TF0), (TF6, TF0) (TF0, TF1), (TF1, TF1), (TF2, TF1), (TF3, TF1), (TF4, TF1), (TF5, TF1), (TF6, TF1))
NOTE:	In case TB size zero is configured for any transport channel, the first TFC is required; it is optional otherwise.

6.11.5.4.1.62.1.2 Physical channel parameters

DPCH Uplink	Modulation	QPSK
	Codes and time slots / radio frame	SF 1 x 1 code x 4 time slots
	Max. Number of data bits/radio frame	5 608 bits
	TFCI code word / radio frame	16 bits
	TPC / radio frame	2x2 bits
	SS / radio frame	2x2 bits
	Puncturing Limit	0.56

6.11.5.4.1.62.2 Downlink

See clause 6.11.5.4.1.25.2.

6.11.5.4.1.63 Streaming / unknown / UL:16 DL:32 kbps / PS RAB + Interactive or background / UL:8 DL:8 kbps / PS RAB + UL:3.4 DL:3.4 kbps SRBs for DCCH

6.11.5.4.1.63.1 Uplink

See clause 6.11.5.4.1.58.1.

6.11.5.4.1.63.2 Downlink

6.11.5.4.1.63.2.1 Transport channel parameters

6.11.5.4.1.63.2.1.1 Transport channel parameters for Streaming / unknown / DL:32 kbps / PS RAB

See clause 6.10.3.4.1.23d.2.1.1.

6.11.5.4.1.63.2.1.2 Transport channel parameters for Interactive or background / DL:8 kbps / PS RAB

See clause 6.10.3.4.1.23.2.1.1.

6.11.5.4.1.63.2.1.3 Transport channel parameters for DL:3.4 kbps SRBs for DCCH

See clause 6.10.3.4.1.2.2.1.1.

6.11.5.4.1.63.2.1.4 TFCS

TFCS size	12
TFCS	(32 kbps RAB, 8 kbps RAB, DCCH)= (TF0,TF0,TF0), (TF1,TF0,TF0), (TF2,TF0,TF0), (TF0,TF1,TF0), (TF1,TF1,TF0), (TF2,TF1,TF0), (TF0,TF0,TF1), (TF1,TF0,TF1), (TF2,TF0,TF1), (TF0,TF1,TF1), (TF1,TF1,TF1), (TF2,TF1,TF1)
NOTE:	In case TB size zero is configured for any transport channel the first TFC is required; it is optional otherwise.

6.11.5.4.1.63.2.2 Physical channel parameters

DPCH Downlink	Modulation	QPSK
	Codes and time slots / radio frame	SF16 x 4 code x 2 time slots+ SF16 x 2 code x 2 time slots
	Max. Number of data bits / radio frame	1032 bits
	TFCI code word / radio frame	16 bits
	TPC / radio frame	2x2 bits
	SS / radio frame	2x2 bits
	Puncturing Limit	0.56

6.11.5.4.1.64 Streaming / unknown / UL:16 DL:128 kbps / PS RAB + Interactive or background / UL:8 DL:8 kbps / PS RAB + UL:3.4 DL:3.4 kbps SRBs for DCCH

6.11.5.4.1.64.1 Uplink

See clause 6.11.5.4.1.58.1.

6.11.5.4.1.64.2 Downlink

6.11.5.4.1.64.2.1 Transport channel parameters

6.11.5.4.1.64.2.1.1 Transport channel parameters for Streaming / unknown / DL:128 kbps / PS RAB

See clause 6.10.3.4.1.27.2.1.1.

6.11.5.4.1.58.2.1.2 Transport channel parameters for Interactive or background / DL:8 kbps / PS RAB

See clause 6.10.3.4.1.23.2.1.1.

6.11.5.4.1.64.2.1.3 Transport channel parameters for DL:3.4 kbps SRBs for DCCH

See clause 6.10.3.4.1.2.2.1.1.

6.11.5.4.1.64.2.1.4 TFCS

See clause 6.10.3.4.1.58.2.1.4.

6.11.5.4.1.64.2.2 Physical channel parameters

DPCH Downlink	Modulation	QPSK
	Codes and time slots / radio frame	SF1 x 1 code x 2 time slots+ SF16 x 2 code x 2 time slots
	Max. Number of data bits / radio frame	3134 bits
	TFCI code word / radio frame	16 bits
	TPC / radio frame	2x2 bits
	SS / radio frame	2x2 bits
	Puncturing Limit	0.56

6.11.5.4.1.65 Streaming / unknown / UL:32 DL:256 kbps / PS RAB + Interactive or background / UL:8 DL:8 kbps / PS RAB + UL:3.4 DL:3.4 kbps SRBs for DCCH

6.11.5.4.1.65.1 Uplink

6.11.5.4.1.65.1.1 Transport channel parameters

6.11.5.4.1.65.1.1.1 Transport channel parameters for Streaming / unknown / UL:32 kbps / PS RAB

See clause 6.10.3.4.1.23.1.1.1.

6.11.5.4.1.65.1.1.2 Transport channel parameters for Interactive or background / UL:8 kbps / PS RAB

See clause 6.10.3.4.1.23a.1.1.1.

6.11.5.4.1.65.1.1.3 Transport channel parameters for UL:3.4 kbps SRBs for DCCH

See clause 6.10.3.4.1.2.1.1.1.

6.11.5.4.1.65.1.1.4 TFCS

TFCS size	12
TFCS	(32 kbps RAB, 8 kbps RAB, DCCH)= (TF0,TF0,TF0), (TF1,TF0,TF0), (TF2,TF0,TF0), (TF0,TF1,TF0), (TF1,TF1,TF0), (TF2,TF1,TF0), (TF0,TF0,TF1), (TF1,TF0,TF1), (TF2,TF0,TF1), (TF0,TF1,TF1), (TF1,TF1,TF1), (TF2,TF1,TF1)
NOTE:	In case TB size zero is configured for any transport channel the first TFC is required; it is optional otherwise.

6.11.5.4.1.65.1.2 Physical channel parameters

DPCH Uplink	Modulation	QPSK
	Codes and time slots / frame	SF4 x 1 code x 2 time slots+ SF8 x 1 code x 2 time slots
	Max. Number of data bits / radio frame	1032 bits
	TFCI code word / radio frame	16 bits
	TPC / radio frame	2x2 bits
	SS / radio frame	2x2 bits
	Puncturing Limit	0.56

6.11.5.4.1.65.2 Downlink

6.11.5.4.1.65.2.1 Transport channel parameters

6.11.5.4.1.65.2.1.1 Transport channel parameters for Streaming / unknown / DL:256 kbps / PS RAB

See clause 6.10.3.4.1.31.2.1.1.

6.11.5.4.1.58.2.1.2 Transport channel parameters for Interactive or background / DL:8 kbps / PS RAB

See clause 6.10.3.4.1.23.2.1.1.

6.11.5.4.1.65.2.1.3 Transport channel parameters for DL:3.4 kbps SRBs for DCCH

See clause 6.10.3.4.1.2.2.1.1.

6.11.5.4.1.65.2.1.4 TFCS

TFCS size	20 (alt.28)
TFCS	(256 kbps RAB, 8 kbps RAB, DCCH)= (TF0,TF0,TF0), (TF1,TF0,TF0), (TF2,TF0,TF0), (TF3,TF0,TF0), (TF4,TF0,TF0), (TF0,TF1,TF0), (TF1,TF1,TF0), (TF2,TF1,TF0), (TF3,TF1,TF0), (TF4,TF1,TF0), (TF0,TF0,TF1), (TF1,TF0,TF1), (TF2,TF0,TF1), (TF3,TF0,TF1), (TF4,TF0,TF1), (TF0,TF1,TF1), (TF1,TF1,TF1), (TF2,TF1,TF1), (TF3,TF1,TF1), (TF4,TF1,TF1), (alt. (TF0,TF0,TF0), (TF1,TF0,TF0), (TF2,TF0,TF0), (TF3,TF0,TF0), (TF4,TF0,TF0), (TF5,TF0,TF0), (TF6,TF0,TF0),(TF0,TF1,TF0), (TF1,TF1,TF0), (TF2,TF1,TF0), (TF3,TF1,TF0), (TF4,TF1,TF0), (TF5,TF1,TF0), (TF6,TF1,TF0),(TF0,TF0,TF1), (TF1,TF0,TF1), (TF2,TF0,TF1), (TF3,TF0,TF1), (TF4,TF0,TF1), (TF5,TF0,TF1), (TF6,TF0,TF1),(TF0,TF1,TF1), (TF1,TF1,TF1), (TF2,TF1,TF1), (TF3,TF1,TF1), (TF4,TF1,TF1), (TF5,TF1,TF1), (TF6,TF1,TF1))

6.11.5.4.1.65.2.2 Physical channel parameters

DPCH Downlink	Modulation	QPSK
	Codes and time slots / radio frame	SF1 x 1 code x 4 time slots+ SF16 x 2 code x 2 time slots
	Max. Number of data bits / radio frame	5960 bits
	TFCI code word / radio frame	16 bits
	TPC / radio frame	2x2 bits
	SS / radio frame	2x2 bits
	Puncturing Limit	0.52

6.11.5.4.1.66 Conversational / speech / UL:12.2 DL:12.2 kbps / CS RAB + Interactive or background / UL:128 DL:128 kbps / PS RAB + UL:3.4 DL:3.4 kbps SRBs for DCCH

6.11.5.4.1.66.1 Uplink

See clause 6.11.5.4.1.44.1.

6.11.5.4.1.66.2 Downlink

See clause 6.11.5.4.1.41.1.

6.11.5.4.1.67 Conversational / speech / UL:12.2 DL:12.2 kbps / CS RAB + Streaming / unknown / UL:16 DL:64 kbps / PS RAB + Interactive or background / UL:8 DL:8 kbps / PS RAB + UL:3.4 DL:3.4 kbps SRBs for DCCH

6.11.5.4.1.67.1 Uplink

6.11.5.4.1.67.1.1 Transport channel parameters

6.11.5.4.1.67.1.1.1 Transport channel parameters for Conversational / speech / UL:12.2 kbps / CS RAB

See clause 6.10.3.4.1.4.1.1.1.

6.11.5.4.1.67.1.1.2 Transport channel parameters for Streaming / unknown / UL:16 kbps / PS RAB

See clause 6.10.3.4.1.58.1.1.1.

6.11.5.4.1.67.1.1.3 Transport channel parameters for Interactive or background / UL:8 kbps / PS RAB

See clause 6.10.3.4.1.23a.1.1.1.

6.11.5.4.1.67.1.1.4 Transport channel parameters for UL:3.4 kbps SRBs for DCCH

See clause 6.10.3.4.1.2.1.1.1.

6.11.5.4.1.67.1.1.5 TFCS

TFCS size	24
TFCS	(RAB subflow#1, RAB subflow#2, RAB subflow#3, 16 kbps RAB, 8 kbps RAB, DCCH)=(TF0,TF0,TF0,TF0,TF0,TF0),(TF1,TF0,TF0,TF0,TF0,TF0),(TF2,TF1,TF1,TF0,TF0,TF0),(TF0,TF0,TF0,TF1,TF0,TF0),(TF1,TF0,TF0,TF1,TF0,TF0),(TF2,TF1,TF1,TF1,TF0,TF0),(TF0,TF0,TF0,TF0,TF1,TF0),(TF1,TF0,TF0,TF0,TF1,TF0),(TF2,TF1,TF1,TF0,TF1,TF0),(TF0,TF0,TF0,TF1,TF1,TF0),(TF1,TF0,TF0,TF1,TF1,TF0),(TF2,TF1,TF1,TF1,TF1,TF0),(TF0,TF0,TF0,TF0,TF0,TF1),(TF1,TF0,TF0,TF0,TF0,TF1),(TF2,TF1,TF1,TF0,TF0,TF1),(TF0,TF0,TF0,TF1,TF0,TF1),(TF1,TF0,TF0,TF1,TF0,TF1),(TF2,TF1,TF1,TF1,TF0,TF1),(TF0,TF0,TF0,TF0,TF1,TF1),(TF1,TF0,TF0,TF0,TF1,TF1),(TF2,TF1,TF1,TF0,TF1,TF1),(TF0,TF0,TF0,TF1,TF1,TF1),(TF1,TF0,TF0,TF1,TF1,TF1),(TF2,TF1,TF1,TF1,TF1,TF1)

6.11.5.4.1.67.1.2 Physical channel parameters

DPCH Uplink	Modulation	QPSK
	Codes and time slots / frame	SF4 x 1 code x 2 time slots + SF8 x 1 code x 2 time slots
	Max. Number of data bits / radio frame	1032 bits
	TFCI code word / radio frame	16 bits
	TPC / radio frame	2x2 bits
	SS / radio frame	2x2 bits
Puncturing Limit	0.56	

6.11.5.4.1.67.2 Downlink

6.11.5.4.1.67.2.1 Transport channel parameters

6.11.5.4.1.67.2.1.1 Transport channel parameters for Conversational / speech / DL:12.2 kbps / CS RAB

See clause 6.10.3.4.1.4.2.1.1.

6.11.5.4.1.67.2.1.2 Transport channel parameters for Streaming / unknown / DL:64 kbps / PS RAB

See clause 6.10.3.4.1.58.2.1.1.

6.11.5.4.1.67.2.1.3 Transport channel parameters for Interactive or background / DL:8 kbps / PS RAB

See clause 6.10.3.4.1.23.2.1.1.

6.11.5.4.1.67.2.1.4 Transport channel parameters for DL:3.4 kbps SRBs for DCCH

See clause 6.10.3.4.1.2.2.1.1.

6.11.5.4.1.67.2.1.4 TFCS

TFCS size	48
TFCS	(RAB subflow#1, RAB subflow#2, RAB subflow#3, 64 kbps RAB , 8 kbps RAB, DCCH)= (TF0, TF0, TF0, TF0, TF0, TF0), (TF1, TF0, TF0, TF0, TF0, TF0), (TF2, TF1, TF1, TF0, TF0, TF0), (TF0, TF0, TF0, TF1, TF0, TF0), (TF1, TF0, TF0, TF1, TF0, TF0), (TF2, TF1, TF1, TF1, TF0, TF0), (TF0, TF0, TF0, TF2, TF0, TF0), (TF1, TF0, TF0, TF2, TF0, TF0), (TF2, TF1, TF1, TF2, TF0, TF0), (TF0, TF0, TF0, TF3, TF0, TF0), (TF1, TF0, TF0, TF3, TF0, TF0), (TF2, TF1, TF1, TF3, TF0, TF0), (TF0, TF0, TF0, TF0, TF1, TF0), (TF1, TF0, TF0, TF0, TF1, TF0), (TF2, TF1, TF1, TF0, TF1, TF0), (TF0, TF0, TF0, TF1, TF1, TF0), (TF1, TF0, TF0, TF1, TF1, TF0), (TF2, TF1, TF1, TF1, TF1, TF0), (TF0, TF0, TF0, TF2, TF1, TF0), (TF1, TF0, TF0, TF2, TF1, TF0), (TF2, TF1, TF1, TF2, TF1, TF0), (TF0, TF0, TF0, TF3, TF1, TF0), (TF1, TF0, TF0, TF3, TF1, TF0), (TF2, TF1, TF1, TF3, TF1, TF0), (TF0, TF0, TF0, TF0, TF0, TF1), (TF1, TF0, TF0, TF0, TF0, TF1), (TF2, TF1, TF1, TF0, TF0, TF1), (TF0, TF0, TF0, TF1, TF0, TF1), (TF1, TF0, TF0, TF1, TF0, TF1), (TF2, TF1, TF1, TF1, TF0, TF1), (TF0, TF0, TF0, TF2, TF0, TF1), (TF1, TF0, TF0, TF2, TF0, TF1), (TF2, TF1, TF1, TF2, TF0, TF1), (TF0, TF0, TF0, TF3, TF0, TF1), (TF1, TF0, TF0, TF3, TF0, TF1), (TF2, TF1, TF1, TF3, TF0, TF1), (TF0, TF0, TF0, TF0, TF1, TF1), (TF1, TF0, TF0, TF0, TF1, TF1), (TF2, TF1, TF1, TF0, TF1, TF1), (TF0, TF0, TF0, TF1, TF1, TF1), (TF1, TF0, TF0, TF1, TF1, TF1), (TF2, TF1, TF1, TF1, TF1, TF1), (TF0, TF0, TF0, TF2, TF1, TF1), (TF1, TF0, TF0, TF2, TF1, TF1), (TF2, TF1, TF1, TF2, TF1, TF1), (TF0, TF0, TF0, TF3, TF1, TF1), (TF1, TF0, TF0, TF3, TF1, TF1), (TF2, TF1, TF1, TF3, TF1, TF1)
NOTE:	In case TB size zero is configured for any transport channel, the first TFC is required; it is optional otherwise.

6.11.5.4.1.67.2.2 Physical channel parameters

DPCH Downlink	Modulation	QPSK
	Codes and time slots / radio frame	SF 16 x 8 codes x 2 time slots+ SF 16 x 4 codes x 2 time slots
	Max. Number of data bits/radio frame	2028 bits
	TFCI code word / radio frame	16 bits
	TPC / radio frame	2x2 bits
	SS / radio frame	2x2 bits
	Puncturing Limit	0.56

6.11.5.4.1.68 Conversational / speech / UL:12.2 DL:12.2 kbps / CS RAB + Streaming / unknown / UL:16 DL:128 kbps / PS RAB + Interactive or background / UL:8 DL:8 kbps / PS RAB + UL:3.4 DL:3.4 kbps SRBs for DCCH

6.11.5.4.1.68.1 Uplink

See clause 6.11.5.4.1.67.1.

6.11.5.4.1.68.2 Downlink

6.11.5.4.1.68.2.1 Transport channel parameters

6.11.5.4.1.68.2.1.1 Transport channel parameters for Conversational / speech / DL:12.2 kbps / CS RAB

See clause 6.10.3.4.1.4.2.1.1.

6.11.5.4.1.68.2.1.2 Transport channel parameters for Streaming / unknown / DL:128 kbps / PS RAB

See clause 6.10.3.4.1.27.2.1.1.

6.11.5.4.1.68.2.1.3 Transport channel parameters for Interactive or background / DL:8 kbps / PS RAB

See clause 6.10.3.4.1.23.2.1.1.

6.11.5.4.1.68.2.1.4 Transport channel parameters for DL:3.4 kbps SRBs for DCCH

See clause 6.10.3.4.1.2.2.1.1.

6.11.5.4.1.68.2.1.4 TFCS

TFCS size	60
TFCS	(RAB subflow#1, RAB subflow#2, RAB subflow#3, 128 kbps RAB , 8 kbps RAB, DCCH)= (TF0, TF0, TF0, TF0, TF0, TF0), (TF1, TF0, TF0, TF0, TF0, TF0), (TF2, TF1, TF1, TF0, TF0, TF0), (TF0, TF0, TF0, TF1, TF0, TF0), (TF1, TF0, TF0, TF1, TF0, TF0), (TF2, TF1, TF1, TF1, TF0, TF0), (TF0, TF0, TF0, TF2, TF0, TF0), (TF1, TF0, TF0, TF2, TF0, TF0), (TF2, TF1, TF1, TF2, TF0, TF0), (TF0, TF0, TF0, TF3, TF0, TF0), (TF1, TF0, TF0, TF3, TF0, TF0), (TF2, TF1, TF1, TF3, TF0, TF0), (TF0, TF0, TF0, TF4, TF0, TF0), (TF1, TF0, TF0, TF4, TF0, TF0), (TF2, TF1, TF1, TF4, TF0, TF0), (TF0, TF0, TF0, TF0, TF1, TF0), (TF1, TF0, TF0, TF0, TF1, TF0), (TF2, TF1, TF1, TF0, TF1, TF0), (TF0, TF0, TF0, TF1, TF1, TF0), (TF1, TF0, TF0, TF1, TF1, TF0), (TF2, TF1, TF1, TF1, TF1, TF0), (TF0, TF0, TF0, TF2, TF1, TF0), (TF1, TF0, TF0, TF2, TF1, TF0), (TF2, TF1, TF1, TF2, TF1, TF0), (TF0, TF0, TF0, TF3, TF1, TF0), (TF1, TF0, TF0, TF3, TF1, TF0), (TF2, TF1, TF1, TF3, TF1, TF0), (TF0, TF0, TF0, TF4, TF1, TF0), (TF1, TF0, TF0, TF4, TF1, TF0), (TF2, TF1, TF1, TF4, TF1, TF0), (TF0, TF0, TF0, TF0, TF0, TF1), (TF1, TF0, TF0, TF0, TF0, TF1), (TF2, TF1, TF1, TF0, TF0, TF1), (TF0, TF0, TF0, TF1, TF0, TF1), (TF1, TF0, TF0, TF1, TF0, TF1), (TF2, TF1, TF1, TF1, TF0, TF1), (TF0, TF0, TF0, TF2, TF0, TF1), (TF1, TF0, TF0, TF2, TF0, TF1), (TF2, TF1, TF1, TF2, TF0, TF1), (TF0, TF0, TF0, TF3, TF0, TF1), (TF1, TF0, TF0, TF3, TF0, TF1), (TF2, TF1, TF1, TF3, TF0, TF1), (TF0, TF0, TF0, TF4, TF0, TF1), (TF1, TF0, TF0, TF4, TF0, TF1), (TF2, TF1, TF1, TF4, TF0, TF1), (TF0, TF0, TF0, TF0, TF1, TF1), (TF1, TF0, TF0, TF0, TF1, TF1), (TF2, TF1, TF1, TF0, TF1, TF1), (TF0, TF0, TF0, TF1, TF1, TF1), (TF1, TF0, TF0, TF1, TF1, TF1), (TF2, TF1, TF1, TF1, TF1, TF1), (TF0, TF0, TF0, TF2, TF1, TF1), (TF1, TF0, TF0, TF2, TF1, TF1), (TF2, TF1, TF1, TF2, TF1, TF1), (TF0, TF0, TF0, TF3, TF1, TF1), (TF1, TF0, TF0, TF3, TF1, TF1), (TF2, TF1, TF1, TF3, TF1, TF1), (TF0, TF0, TF0, TF4, TF1, TF1), (TF1, TF0, TF0, TF4, TF1, TF1), (TF2, TF1, TF1, TF4, TF1, TF1)
NOTE:	In case TB size zero is configured for any transport channel, the first TFC is required; it is optional otherwise.

6.11.5.4.1.68.2.2 Physical channel parameters

DPCH Downlink	Modulation	QPSK
	Codes and time slots / radio frame	SF 1 x 1 codes x 2 time slots+ SF 16 x 4 codes x 2 time slots
	Max. Number of data bits/radio frame	3496 bits
	TFCI code word / radio frame	16 bits
	TPC / radio frame	2x2 bits
	SS / radio frame	2x2 bits
	Puncturing Limit	0.56

6.11.5.4.1.69 Conversational / speech / UL:12.2 DL:12.2 kbps / CS RAB + Streaming / unknown / UL:128 DL:64 kbps / PS RAB + Interactive or background / UL:8 DL:8 kbps / PS RAB + UL:3.4 DL:3.4 kbps SRBs for DCCH

6.11.5.4.1.69.1 Uplink

6.11.5.4.1.69.1.1 Transport channel parameters

6.11.5.4.1.69.1.1.1 Transport channel parameters for Conversational / speech / UL:12.2 kbps / CS RAB

See clause 6.10.3.4.1.4.1.1.1.

6.11.5.4.1.69.1.1.2 Transport channel parameters for Streaming / unknown / UL:128 kbps / PS RAB

See clause 6.10.3.4.1.28.1.1.1.

6.11.5.4.1.69.1.1.3 Transport channel parameters for Interactive or background / UL:8 kbps / PS RAB

See clause 6.10.3.4.1.23a.1.1.1.

6.11.5.4.1.69.1.1.4 Transport channel parameters for UL:3.4 kbps SRBs for DCCH

See clause 6.10.3.4.1.2.1.1.1.

6.11.5.4.1.69.1.1.5 TFCS

TFCS size	60
TFCS	(RAB subflow#1, RAB subflow#2, RAB subflow#3, 128 kbps RAB, 8 kbps RAB, DCCH)= (TF0, TF0, TF0, TF0, TF0, TF0), (TF1, TF0, TF0, TF0, TF0, TF0), (TF2, TF1, TF1, TF0, TF0, TF0), (TF0, TF0, TF0, TF1, TF0, TF0), (TF1, TF0, TF0, TF1, TF0, TF0), (TF2, TF1, TF1, TF1, TF0, TF0), (TF0, TF0, TF0, TF2, TF0, TF0), (TF1, TF0, TF0, TF2, TF0, TF0), (TF2, TF1, TF1, TF2, TF0, TF0), (TF0, TF0, TF0, TF3, TF0, TF0), (TF1, TF0, TF0, TF3, TF0, TF0), (TF2, TF1, TF1, TF3, TF0, TF0), (TF0, TF0, TF0, TF4, TF0, TF0), (TF1, TF0, TF0, TF4, TF0, TF0), (TF2, TF1, TF1, TF4, TF0, TF0), (TF0, TF0, TF0, TF0, TF1, TF0), (TF1, TF0, TF0, TF0, TF0, TF0), (TF2, TF1, TF1, TF0, TF1, TF0), (TF0, TF0, TF0, TF1, TF1, TF0), (TF1, TF0, TF0, TF1, TF1, TF0), (TF2, TF1, TF1, TF1, TF1, TF0), (TF0, TF0, TF0, TF2, TF1, TF0), (TF1, TF0, TF0, TF2, TF1, TF0), (TF2, TF1, TF1, TF2, TF1, TF0), (TF0, TF0, TF0, TF3, TF1, TF0), (TF1, TF0, TF0, TF3, TF1, TF0), (TF2, TF1, TF1, TF3, TF1, TF0), (TF0, TF0, TF0, TF4, TF1, TF0), (TF1, TF0, TF0, TF4, TF1, TF0), (TF2, TF1, TF1, TF4, TF1, TF0), (TF0, TF0, TF0, TF0, TF0, TF1), (TF1, TF0, TF0, TF0, TF0, TF1), (TF2, TF1, TF1, TF0, TF0, TF1), (TF0, TF0, TF0, TF1, TF0, TF1), (TF1, TF0, TF0, TF1, TF0, TF1), (TF2, TF1, TF1, TF1, TF0, TF1), (TF0, TF0, TF0, TF2, TF0, TF1), (TF1, TF0, TF0, TF2, TF0, TF1), (TF2, TF1, TF1, TF0, TF1, TF1), (TF0, TF0, TF0, TF3, TF0, TF1), (TF1, TF0, TF0, TF3, TF0, TF1), (TF2, TF1, TF1, TF3, TF0, TF1), (TF0, TF0, TF0, TF4, TF0, TF1), (TF1, TF0, TF0, TF4, TF0, TF1), (TF2, TF1, TF1, TF4, TF0, TF1), (TF0, TF0, TF0, TF0, TF1, TF1), (TF1, TF0, TF0, TF0, TF1, TF1), (TF2, TF1, TF1, TF0, TF1, TF1), (TF0, TF0, TF0, TF1, TF1, TF1), (TF1, TF0, TF0, TF1, TF1, TF1), (TF2, TF1, TF1, TF1, TF1, TF1), (TF0, TF0, TF0, TF2, TF1, TF1), (TF1, TF0, TF0, TF2, TF1, TF1), (TF2, TF1, TF1, TF2, TF1, TF1), (TF0, TF0, TF0, TF3, TF1, TF1), (TF1, TF0, TF0, TF3, TF1, TF1), (TF2, TF1, TF1, TF3, TF1, TF1), (TF0, TF0, TF0, TF4, TF1, TF1), (TF1, TF0, TF0, TF4, TF1, TF1), (TF2, TF1, TF1, TF4, TF1, TF1)

6.11.5.4.1.69.1.2 Physical channel parameters

DPCH Uplink	Modulation	QPSK
	Codes and time slots / frame	SF1 x 1 code x 2 time slots+ SF4 x 1 code x 2 time slots
	Max. Number of data bits / radio frame	3496 bits
	TFCI code word / radio frame	16 bits
	TPC / radio frame	2x2 bits
	SS / radio frame	2x2 bits
	Puncturing Limit	0.56

6.11.5.4.1.69.2 Downlink

See clause 6.11.5.4.1.67.2.

6.11.5.4.1.70 Interactive or background / UL:64 DL:64 kbps / PS RAB + Interactive or background / UL:64 DL:64 kbps / PS RAB + Interactive or background / UL:64 DL:64 kbps / PS RAB + UL:3.4 DL:3.4 kbps SRBs for DCCH

6.11.5.4.1.70.1 Uplink

6.11.5.4.1.70.1.1 Transport channel parameters

6.11.5.4.1.70.1.1.1 Transport channel parameters for Interactive or background / UL:64 kbps / PS RAB + UL:64 kbps / PS RAB + UL:64 kbps / PS RAB

Higher layer	RAB/Signalling RB	RAB	RAB	RAB
RLC	Logical channel type	DTCH	DTCH	DTCH
	RLC mode	AM	AM	AM
	Payload sizes, bit	320	320	320
	Max data rate, bps	64 000	64 000	64 000
	AMD PDU header, bit	16	16	16
MAC	MAC header, bit	4	4	4
	MAC multiplexing	3 logical channel multiplexing		
Layer 1	TrCH type	DCH		
	TB sizes, bit	340		

TFS	TF0, bits	0x340
	TF1, bits	1x340
	TF2, bits	2x340
	TF3, bits	3x340
	TF4, bits	4x340
TTI, ms	20	
Coding type	TC	
CRC, bit	16	
Max number of bits/TTI after channel coding	4 284	
Max number of bits/radio frame before rate matching	2142	
RM attribute	130 to 170	

6.11.5.4.1.70.1.1.2 Transport channel parameters for UL:3.4 kbps SRBs for DCCH

See clause 6.10.3.4.1.2.1.1.1.

6.11.5.4.1.70.1.1.3 TFCS

TFCS size	10
TFCS	(64 kbps RAB + 64 kbps RAB + 64 kbps RAB, DCCH)= (TF0,TF0), (TF1,TF0), (TF2,TF0), (TF3,TF0), (TF4,TF0), (TF0,TF1), (TF1,TF1), (TF2,TF1), (TF3,TF1), (TF4,TF1)

6.11.5.4.1.70.1.2 Physical channel parameters

See clause 6.11.5.4.1.57.1.2.

6.11.5.4.1.70.2 Downlink

6.11.5.4.1.70.2.1 Transport channel parameters

6.11.5.4.1.70.2.1.1 Transport channel parameters for Interactive or background / DL:64 kbps / PS RAB + DL:64 kbps / PS RAB + DL:64 kbps / PS RAB

Higher layer	RAB/Signalling RB	RAB	RAB	RAB	
RLC	Logical channel type	DTCH	DTCH	DTCH	
	RLC mode	AM	AM	AM	
	Payload sizes, bit	320	320	320	
	Max data rate, bps	64 000	64 000	64 000	
	AMD PDU header, bit	16	16	16	
MAC	MAC header, bit	4	4	4	
	MAC multiplexing	3 logical channel multiplexing			
Layer 1	TrCH type	DCH			
	TB sizes, bit	340			
	TFS	TF0, bits	0x340		
		TF1, bits	1x340		
		TF2, bits	2x340		
		TF3, bits	3x340		
		TF4, bits	4x340		
	TTI, ms	20			
	Coding type	TC			
	CRC, bit	16			
	Max number of bits/TTI after channel coding	4 284			
	Uplink: Max number of bits/radio frame before rate matching	2 142			
	RM attribute	130 to 170			

6.11.5.4.1.70.2.1.2 Transport channel parameters for DL:3.4 kbps SRBs for DCCH

See clause 6.10.3.4.1.2.2.1.1.

6.11.5.4.1.70.2.1.3 TFCS

TFCS size	10
TFCS	(64 kbps RAB + 64 kbps RAB + 64 kbps RAB, DCCH)=

	(TF0,TF0), (TF1,TF0), (TF2,TF0), (TF3,TF0), (TF4,TF0), (TF0,TF1), (TF1,TF1), (TF2,TF1), (TF3,TF1), (TF4,TF1)
--	---

6.11.5.4.1.70.2.2 Physical channel parameters

See clause 6.11.5.4.1.57.2.2.

6.11.5.4.2 Combinations on PDSCH, SCCPCH, PUSCH and PRACH

6.11.5.4.2.1 Interactive or background / UL: 64 DL: 256 kbps / PS RAB + UL: 3.4/16.8 DL: 3.4/33.6 kbps SRBs for DCCH, CCCH and BCCH + UL: 16.8 DL: 16 kbps SRBs for SHCCH

6.11.5.4.2.1.1 Uplink

6.11.5.4.2.1.1.1 Transport channel parameters

6.11.5.4.2.1.1.1.1 Transport channel parameters for Interactive or background / UL: 64 kbps / PS RAB and UL SRB for SHCCH mapped on USCH

See clause 6.10.3.4.2.1.1.1.1.

6.11.5.4.2.1.1.1.2 Transport channel parameters for UL: 3.4 Kbps SRBs for DCCH mapped on USCH

See clause 6.10.3.4.2.1.1.1.2.

6.11.5.4.2.1.1.1.3 TFCS for USCH

See clause 6.10.3.4.2.1.1.1.3.

6.11.5.4.2.1.1.1.4 Transport channel parameters for SRB for CCCH and UL SRBs for DCCH and UL SRB for SHCCH mapped on RACH

See clause 6.10.3.4.2.1.1.1.4.

6.11.5.4.2.1.1.2 Physical channel parameters

6.11.5.4.2.1.1.2.1 Physical channel parameters for PUSCH

PUSCH	Modulation	QPSK
	Codes and time slots / radio frame	SF 1 x 1 code x 2 time slots
	Max. Number of data bits/radio frame	2 792 bits
	TFCI code word / radio frame	16 bits
	TPC / radio frame	2x2 bits
	SS / radio frame	2x2 bits
	Puncturing Limit	0.88

6.11.5.4.2.1.1.2.2 Physical channel parameter for PRACH.

See clause 6.11.5.4.5.1.2.

6.11.5.4.2.1.2 Downlink

6.11.5.4.2.1.2.1 Transport channel parameters

6.11.5.4.2.1.2.1.1 Transport channel parameters for Interactive or background / DL: 256 kbps / PS RAB and DL SRB for SHCCH mapped on DSCH

See clause 6.10.3.4.2.1.2.1.1.

6.11.5.4.2.1.2.1.2 Transport channel parameters for DL: 3.4 Kbps SRBs for DCCH mapped on DSCH

See clause 6.10.3.4.2.1.2.1.2.

6.11.5.4.2.1.2.1.3 TFCS for DSCH

See clause 6.10.3.4.2.1.2.1.3.

6.11.5.4.2.1.2.1.4 Transport channel parameters for DL SRBs for DCCH and SRB for CCCH and SRB for BCCH and DL SRB for SHCCH mapped on FACH

6.11.5.4.2.1.2.1.4.1 FACH transport channel configuration without DTCH

Higher layer	RAB/signalling RB	SRB#0	SRB#1	SRB#2	SRB#3	SRB#4	SRB#5	SRB#6	
	User of Radio Bearer	RRC	RRC	RRC	NAS_DT High prio	NAS_DT Low prio	RRC	RRC	
RLC	Logical channel type	CCCH	DCCH	DCCH	DCCH	DCCH	SHCCH	BCCH	
	RLC mode	UM	UM	AM	AM	AM	UM	TM	
	Payload sizes, bit	160	136 or 120*	128	128	128	160	168	
	Max data rate, bps	32 000 (alt. 16 000)	27 200 or 24 000 (alt. 13 600 or 12 000)	25 600 (alt. 12 800)	25 600 (alt. 12 800)	25 600 (alt. 12 800)	32 000 (alt. 16 000)	33 600 (alt. 16 000)	
	RLC header, bit	8	8	16	16	16	8	0	
MAC	MAC header, bit	3	27 or 43	27	27	27	3	3	
	MAC multiplexing	7 logical channel multiplexing							
Layer 1	TrCH type	FACH							
	TB sizes, bit	171	171	171	171	171	171	171	
	TFS	TF0, bits	0x171						
		TF1, bits	1x171						
		TF2, bits	2x171						
		TF3, bits	3x171(alt. N/A)						
		TF4, bits	4x171(alt. N/A)						
		TF5, bits							
	TF6, bits								
	TTI, ms	20							
	Coding type	CC 1/2							
	CRC, bit	16							
	Max number of bits/TTI after channel coding	1 528 (alt. 764)	1 528 (alt. 764)	1 528 (alt. 764)	1 528 (alt. 764)	1 528 (alt. 764)	1 528 (alt. 764)	1 528 (alt. 764)	1 528 (alt. 764)
	NOTE: MAC header size and RLC payload size depend on use of U-RNTI or C-RNTI.								

6.11.5.4.2.1.2.1.4.2 FACH transport channel configuration with DTCH

Higher layer	RAB/signalling RB	RAB	SRB#0	SRB#1	SRB#2	SRB#3	SRB#4	SRB#5	SRB#6
	User of Radio Bearer	Interactive/ Background RAB	RRC	RRC	RRC	NAS_DT High prio	NAS_DT Low prio	RRC	RRC
RLC	Logical channel type	DTCH	CCCH	DCCH	DCCH	DCCH	DCCH	SHCCH	BCCH
	RLC mode	AM	UM	UM	AM	AM	AM	UM	TM
	Payload sizes, bit	320	160	136 or 120 (note)	128	128	128	160	168
	Max data rate, bps	32 000 (alt. 16 000)	32 000 (alt. 16 000)	27 200 or 24 000 (alt. 13 600 or 12 000)	25 600 (alt. 12 800)	25 600 (alt. 12 800)	25 600 (alt. 12 800)	32 000 (alt. 16 000)	33 600 (alt. 16 800)
	AMD/UMD/TrD PDU header, bit	16	8	8	16	16	16	8	0
MAC	MAC header, bit	27	3	27 or 43	27	27	27	3	3
	MAC multiplexing	8 logical channel multiplexing							
Layer 1	TrCH type	FACH							
	TB sizes, bit	171, 363							
	TFS	TF0, bits	0x171						
		TF1, bits	1x171						
		TF2, bits	2x171						
		TF3, bits	1x363						
		TF4, bits	3x171 (alt N/A)						
		TF5, bits	4x171 (alt. N/A)						

	TF6, bits	2x363 (alt. N/A)
	TTI, ms	20
	Coding type	CC ½
	CRC, bit	16
	Max number of bits/TTI after channel coding	1 532 (alt. 766)
NOTE: MAC header size and RLC payload size depend on use of U-RNTI or C-RNTI.		

6.11.5.4.2.1.2.1.5 TFCS for FACH

See clause 6.10.3.4.2.1.2.1.5.

6.11.5.4.2.1.2.2 Physical channel parameters

6.11.5.4.2.1.2.2.1 Physical channel parameters for PDSCH

PDSCH	Modulation	QPSK	8PSK
	Codes and time slots / radio frame	SF16 x 11 codes x 6 time slots	SF1 x 1 code x 4 time slots
	Max. Number of data bits/radio frame	5 784 bits	6 511 bits
	TFCI code word / radio frame	16 bits	24 bits
	TPC / radio frame	2x2 bits	2x3 bits
	SS / radio frame	2x2 bits	2x3 bits
	Puncturing Limit	0.60	0.68

6.11.5.4.2.1.2.2.2 Physical channel parameters for SCCPCH

6.11.5.4.2.1.2.2.2.1 Physical channel parameters for SCCPCH without DTCH

S-CCPCH	Modulation	QPSK
	Codes and time slots / radio frame	SF16 x 5 codes x 2 time slots (alt. SF16 x 2 codes x 2 time slot)
	Max. Number of data bits/radio frame	864 bits (alt. 344 bits)
	TFCI code word / radio frame	16 bits
	TP(alt. 8 bits)C/ radio frame	0 bits
	SS / radio frame	0 bits
	Puncturing Limit	1 (alt. 0.88)

6.11.5.4.2.1.2.2.2.2 Physical channel parameters for SCCPCH with DTCH

S-CCPCH	Modulation	QPSK
	Codes and time slots / radio frame	SF16 x 5 codes x 2 time slots (alt. SF16 x 2 codes x 2 time slot)
	Max. Number of data bits/radio frame	864 bits (alt. 336 bits)
	TFCI code word / radio frame	16 bits
	TPC / radio frame	0 bits
	SS / radio frame	0 bits
	Puncturing Limit	1 (alt. 0.84)

6.11.5.4.2.2 Interactive or background / UL: 64 DL: 384 kbps / PS RAB + UL: 3.4/16.8 DL: 3.4/33.6 kbps SRBs for DCCH, CCCH and BCCH+ UL: 16.8 DL: 16 kbps SRBs for SHCCH

6.11.5.4.2.2.1 Uplink

See clause 6.11.5.4.2.1.1.

6.11.5.4.2.2.2 Downlink

6.11.5.4.2.2.2.1 Transport channel parameters

6.11.5.4.2.2.2.1.1 Transport channel parameters for Interactive or background / DL: 384 kbps / PS RAB and DL SRB for SHCCH mapped on DSCH

See clause 6.10.3.4.2.2.1.1.

6.11.5.4.2.2.1.2 Transport channel parameters for DL: 3.4 Kbps SRBs for DCCH mapped on DSCH

See clause 6.10.3.4.2.1.2.1.2.

6.11.5.4.2.2.1.3 TFCS for DSCH

See clause 6.10.3.4.2.2.1.3.

6.11.5.4.2.2.1.4 Transport channel parameters for DL SRBs for DCCH and SRB for CCCH and SRB for BCCH and DL SRB for SHCCH mapped on FACH

See clause 6.11.5.4.2.1.2.1.4.

6.11.5.4.2.2.1.5 TFCS for FACH

See clause 6.11.5.4.2.1.2.1.5.

6.11.5.4.2.2.2 Physical channel parameters

6.11.5.4.2.2.2.1 Physical channel parameters for PDSCH

PDSCH	Modulation	QPSK
	Codes and time slots / radio frame	SF 1 x 1 code x 6 time slots
	Max. Number of data bits/radio frame	8 424 bits
	TFCI code word / radio frame	16 bits
	TPC / radio frame	2x2 bits
	SS / radio frame	2x2 bits
Puncturing Limit		0.60

6.11.5.4.2.2.2.2 Physical channel parameters for SCCPCH

See clause 6.11.5.4.2.1.2.2.2.

6.11.5.4.2.3 Interactive or background / UL: 64 DL: 2 048 kbps / PS RAB + UL: 3.4/16.8 DL: 3.4/33.6 kbps SRBs for DCCH, CCCH and BCCH + UL: 16.8 DL: 16 kbps SRBs for SHCCH

6.11.5.4.2.3.1 Uplink

See clause 6.11.5.4.2.1.1.

6.11.5.4.2.3.2 Downlink

6.11.5.4.2.3.2.1 Transport channel parameters

6.11.5.4.2.3.2.1.1 Transport channel parameters for Interactive or background / DL: 2 048 kbps / PS RAB and DL SRB for SHCCH mapped on DSCH

Higher layer	RAB/Signalling RB	RAB	SRB#5	
RLC	Logical channel type	DTCH	SHCCH	
	RLC mode	AM	UM	
	Payload sizes, bit	1 704	160	
	Max data rate, bps	2 048 000	16 000	
	RLC header, bit	16	8	
MAC	MAC header, bit	0	0	
	MAC multiplexing	N/A	N/A	
Layer 1	TrCH type	DSCH	DSCH	
	TB sizes, bit	1720	168	
	TFS	TF0, bits	0x1720	0x168
		TF1, bits	1x1720	1x168
		TF2, bits	2x1720	N/A
		TF3, bits	4x1720	N/A
		TF4, bits	8x1720	N/A
TF5, bits		12x1720	N/A	

	TF6, bits	N/A (alt. 16x1720)	N/A
	TF7, bits	N/A (alt. 20x1720)	N/A
	TF8, bits	N/A (alt. 24x1720)	N/A
	TTI, ms	10 (alt. 20)	10
	Coding type	No Coding	CC 1/2
	CRC, bit	24	16
	Max number of bits/TTI after channel coding	20 928 (alt. 41 856)	384
	Downlink: Max number of bits/radio frame before rate matching	20 928 (alt. 20 928)	384
	RM attribute	135 to 175	180 to 220

6.11.5.4.2.3.2.1.2 Transport channel parameters for DL: 3.4 Kbps SRBs for DCCH mapped on DSCH

See clause 6.10.3.4.2.1.2.1.2.

6.11.5.4.2.3.2.1.3 TFCS for DSCH

TFCS size	22 (alt.34)
TFCS	(2 048 kbps RAB, SHCCH, SRBs for DCCH)= (TF0, TF0, TF0), (TF1, TF0, TF0), (TF2, TF0, TF0), (TF3, TF0, TF0), (TF4, TF0, TF0), (TF5, TF0, TF0), (TF0, TF1, TF0), (TF1, TF1, TF0), (TF2, TF1, TF0), (TF3, TF1, TF0), (TF4, TF1, TF0), (TF0, TF0, TF1), (TF1, TF0, TF1), (TF2, TF0, TF1), (TF3, TF0, TF1), (TF4, TF0, TF1), (TF5, TF0, TF1), (TF0, TF1, TF1), (TF1, TF1, TF1), (TF2, TF1, TF1), (TF3, TF1, TF1), (TF4, TF1, TF1), (alt. (TF0, TF0, TF0), (TF1, TF0, TF0), (TF2, TF0, TF0), (TF3, TF0, TF0), (TF4, TF0, TF0), (TF5, TF0, TF0), (TF6, TF0, TF0), (TF7, TF0, TF0), (TF8, TF0, TF0), (TF0, TF1, TF0), (TF1, TF1, TF0), (TF2, TF1, TF0), (TF3, TF1, TF0), (TF4, TF1, TF0), (TF5, TF1, TF0), (TF6, TF1, TF0), (TF7, TF1, TF0), (TF0, TF0, TF1), (TF1, TF0, TF1), (TF2, TF0, TF1), (TF3, TF0, TF1), (TF4, TF0, TF1), (TF5, TF0, TF1), (TF6, TF0, TF1), (TF7, TF0, TF1), (TF8, TF0, TF1), (TF0, TF1, TF1), (TF1, TF1, TF1), (TF2, TF1, TF1), (TF3, TF1, TF1), (TF4, TF1, TF1), (TF5, TF1, TF1), (TF6, TF1, TF1), (TF7, TF1, TF1))

For better understanding of the TFCS please note that the following combinations are not included in the table above:

- (TF5, TF1, TF0), (TF5, TF1, TF1), (TF8, TF1, TF0), (TF8, TF1, TF1).

6.11.5.4.2.3.2.1.4 Transport channel parameters for DL SRBs for DCCH and SRB for CCCH and SRB for BCCH and DL SRB for SHCCH mapped on FACH

See clause 6.11.5.4.2.1.2.1.4.

6.11.5.4.2.3.2.1.5 TFCS for FACH

See clause 6.11.5.4.2.1.2.1.5.

6.11.5.4.2.3.2.2 Physical channel parameters

6.11.5.4.2.3.2.2.1 Physical channel parameters for PDSCH

PDSCH	Modulation	8PSK
	Codes and time slots / radio frame	SF1 x 1 code x 10 time slots
	Max. Number of data bits/radio frame	21 084 bits
	TFCI code word / radio frame	24 bits
	TPC / radio frame	2x3 bits
	SS / radio frame	2x3 bits
	Puncturing Limit	1

6.11.5.4.2.3.2.2.2 Physical channel parameters for S-CCPCH

See clause 6.11.5.4.2.1.2.2.2.

6.11.5.4.3 Combinations on PDSCH, SCCPCH, DPCH, PUSCH and PRACH

6.11.5.4.3.1 Conversational / speech / UL:12.2 DL:12.2 kbps / CS RAB+ UL:3.4 DL:3.4 kbps SRBs for DCCH + Interactive or background / UL: 64 DL: 256 kbps / PS RAB + UL: 16.8 kbps SRBs for CCCH and SHCCH+ DL: 33.6 kbps SRBs for CCCH, SHCCH and BCCH

6.11.5.4.3.1.1 Uplink

6.11.5.4.3.1.1.1 Transport channel parameters

6.11.5.4.3.1.1.1.1 Transport channel parameters for Conversational / speech / UL:12.2 / CS RAB

See clause 6.10.3.4.1.4.1.1.1.

6.11.5.4.3.1.1.1.2 Transport channel parameters for UL SRBs for DCCH

See clause 6.10.3.4.1.2.1.1.1.

6.11.5.4.3.1.1.1.3 TFCS for DCH

See clause 6.10.3.4.1.4.1.1.3.

6.11.5.4.3.1.1.1.4 Transport channel parameters for Interactive or background / UL: 64 kbps / PS RAB and UL SRB for SHCCH mapped on USCH

See clause 6.10.3.4.2.1.1.1.1.

6.11.5.4.3.1.1.1.5 TFCS for USCH

See clause 6.10.3.4.3.1.1.1.5.

6.11.5.4.3.1.1.1.6 Transport channel parameters for SRB for CCCH and UL SRB for SHCCH mapped on RACH

See clause 6.10.3.4.3.1.1.1.6.

6.11.5.4.3.1.1.2 Physical channel parameters

Physical channel parameters for uplink DPCH see clause 6.11.5.4.1.4.1.2.

Physical channel parameters for PUSCH see clause 6.11.5.4.2.1.1.2.

Physical channel parameters for PRACH see clause 6.11.5.4.2.1.1.2.

6.11.5.4.3.1.2 Downlink

6.11.5.4.3.1.2.1 Transport channel parameters

6.11.5.4.3.1.2.1.1 Transport channel parameters for Conversational / speech / DL:12.2 kbps / CS RAB

See clause 6.10.3.4.1.4.2.1.1.

6.11.5.4.3.1.2.1.2 Transport channel parameters for DL SRBs for DCCH

See clause 6.10.3.4.1.2.2.1.1.

6.11.5.4.3.1.2.1.3 TFCS for DCH

See clause 6.10.3.4.1.4.2.1.3.

6.11.5.4.3.1.2.1.4 Transport channel parameters for Interactive or background / DL: 256 kbps / PS RAB and DL SRB for SHCCH mapped on DSCH

See clause 6.10.3.4.2.1.2.1.1.

6.11.5.4.3.1.2.1.5 TFCS for DSCH

See clause 6.10.3.4.3.1.2.1.5.

6.11.5.4.3.1.2.1.6 Transport channel parameters for SRB for CCCH and SRB for BCCH and DL SRB for SHCCH mapped on FACH

Higher layer	RAB/Signalling RB	SRB#0	SRB#5	SRB#6	
	User of Radio Bearer	RRC	RRC	RRC	
RLC	Logical channel type	CCCH	SHCCH	BCCH	
	RLC mode	UM	UM	TM	
	Payload sizes, bit	160	160	168	
	Max data rate, bps	32 000	32 000	33 600	
	RLC header, bit	8	8	0	
MAC	MAC header, bit	3			
	MAC multiplexing	3 logical channel multiplexing			
Layer 1	TrCH type	FACH			
	TB sizes, bit	171			
	TFS	TF0, bits	0x171		
		TF1, bits	1x171		
		TF2, bits	2x171		
		TF3, bits	3x171		
		TF4, bits	4x171		
	TTI, ms	20			
	Coding type	CC 1/2			
	CRC, bit	16			
	Max number of bits/TTI after channel coding	1 528			
Max number of bits/radio frame before rate matching	764				

6.11.5.4.3.1.2.1.7 TFCS for FACH

TFCS size	5
TFCS	FACH = TF0, TF1, TF2, TF3, TF4

6.11.5.4.3.1.2.2 Physical channel parameters

Physical channel parameters for downlink for DPCH see clause 6.11.5.4.1.4.2.2.

Physical channel parameters for downlink for PDSCH see clause 6.11.5.4.2.1.2.2.

Physical channel parameters for SCCPCH see clause 6.11.5.4.2.1.2.2.

6.11.5.4.3.2 Conversational / speech / UL:12.2 DL:12.2 kbps / CS RAB+ UL:3.4 DL:3.4 kbps SRBs for DCCH + Interactive or background / UL: 64 DL: 384 kbps / PS RAB + UL: 16.8 kbps SRBs for CCCH and SHCCH+ DL: 33.6 kbps SRBs for CCCH, SHCCH and BCCH

6.11.5.4.3.2.1 Uplink

See clause 6.11.5.4.3.1.1.

6.11.5.4.3.2.2 Downlink

6.11.5.4.3.2.2.1 Transport channel parameters

6.11.5.4.3.2.2.1.1 Transport channel parameters for Conversational / speech / DL:12.2 kbps / CS RAB

See clause 6.10.3.1.4.1.4.2.1.1.

6.11.5.4.3.2.2.1.2 Transport channel parameters for DL SRBs for DCCH

See clause 6.10.3.4.1.2.2.1.1.

6.11.5.4.3.2.2.1.3 TFCS for DCH

See clause 6.10.3.4.1.4.2.1.3.

6.11.5.4.3.2.2.1.4 Transport channel parameters for Interactive or background / DL: 384 kbps / PS RAB and DL SRB for SHCCH mapped on DSCH

See clause 6.10.3.4.2.2.2.1.1.

6.11.5.4.3.2.2.1.5 TFCS for DSCH

See clause 6.10.3.4.3.2.2.1.5.

6.11.5.4.3.2.2.1.6 Transport channel parameters for SRB for CCCH and SRB for BCCH and DL SRB for SHCCH mapped on FACH

See clause 6.11.5.4.3.1.2.1.6.

6.11.5.4.3.2.2.1.7 TFCS for FACH

See clause 6.11.5.4.3.1.2.1.7.

6.11.5.4.3.2.2.2 Physical channel parameters

Physical channel parameters for downlink for DPCH see clause 6.11.5.4.1.4.2.2.

Physical channel parameters for downlink for PDSCH see clause 6.11.5.4.2.2.2.2.

Physical channel parameters for downlink for SCCPCH see clause 6.11.5.4.2.1.2.2.

6.11.5.4.3.3 Conversational / speech / UL:12.2 DL:12.2 kbps / CS RAB+ UL:3.4 DL:3.4 kbps SRBs for DCCH + Interactive or background / UL: 64 DL: 2 048 kbps / PS RAB + UL: 16.8 kbps SRBs for CCCH and SHCCH + DL: 33.6 kbps SRBs for CCCH, SHCCH and BCCH

6.11.5.4.3.3.1 Uplink

See clause 6.11.5.4.3.1.1.

6.11.5.4.3.3.2 Downlink

6.11.5.4.3.3.2.1 Transport channel parameters

6.11.5.4.3.3.2.1.1 Transport channel parameters for Conversational / speech / DL:12.2 kbps / CS RAB

See clause 6.10.3.4.1.4.2.1.1.

6.11.5.4.3.3.2.1.2 Transport channel parameters for DL SRBs for DCCH

See clause 6.10.3.4.1.2.2.1.1.

6.11.5.4.3.3.2.1.3 TFCS for DCH

See clause 6.10.3.4.1.4.2.1.3.

6.11.5.4.3.3.2.1.4 Transport channel parameters for Interactive or background / DL: 2 048 kbps / PS RAB and DL SRB for SHCCH mapped on DSCH

See clause 6.11.5.4.2.3.2.1.2.

6.11.5.4.3.3.2.1.5 TFCS for DSCH

See clause 6.11.5.4.2.3.2.1.4.

6.11.5.4.3.3.2.1.6 Transport channel parameters for SRB for CCCH and SRB for BCCH and DL SRB for SHCCH mapped on FACH

See clause 6.11.5.4.3.1.2.1.6.

6.11.5.4.3.3.2.1.7 TFCS for FACH

See clause 6.11.5.4.3.1.2.1.7.

6.11.5.4.3.3.2.2 Physical channel parameters

Physical channel parameters for downlink DPCH see clause 6.11.5.4.1.4.2.2.

Physical channel parameters for PDSCH see clause 6.11.5.4.2.3.2.2.

Physical channel parameters for SCCPCH see clause 6.11.5.4.2.1.2.2.

6.11.5.4.4 Combinations on SCCPCH

6.11.5.4.4.1 Stand-alone signalling RB for PCCH

6.11.5.4.4.1.1 Transport channel parameters

6.11.5.4.4.1.1.1 Transport channel parameter of SRB for PCCH

See clause 6.10.3.4.4.1.1.1.

6.11.5.4.4.1.1.2 TFCS

See clause 6.10.3.4.4.1.1.2.

6.11.5.4.4.1.2 Physical channel parameters

S-CCPCH	Modulation	QPSK
	Codes and time slots / radio frame	SF16 x 2 codes x 2 time slots (alt. SF16 x 1 codes x 2 time slots)
	Max. Number of data bits/radio frame	344 bits (alt. 168 bits)
	TFCI code word / radio frame	8 bits
	TPC / radio frame	0 bits
	SS / radio frame	0 bits
	Puncturing Limit	1 (alt. 0.84)
NOTE:	Alt. Puncturing Limit applies when alt. payload sizes and alt. codes and time slots / radio frame are both configured.	

6.11.5.4.4.2 Interactive/Background 32 kbps PS RAB + SRBs for CCCH + SRB for DCCH + SRB for BCCH

6.11.5.4.4.2.1 Transport channel parameters

6.11.5.4.4.2.1.1 Transport channel parameters for Interactive/Background 32 kbps PS RAB

Higher layer	RAB/signalling RB	RAB	
	User of Radio Bearer	Interactive/ Background RAB	
RLC	Logical channel type	DTCH	
	RLC mode	AM	
	Payload sizes, bit	320	
	Max data rate, bps	32 000	
	AMD PDU header, bit	16	
MAC	MAC header, bit	27	
	MAC multiplexing	N/A	
Layer 1	TrCH type	FACH	
	TB sizes, bit	363	
	TFS	TF0, bits	0x363
		TF1, bits	1x363
		TF2, bits	2x363
	TTI, ms	20	
	Coding type	TC	
	CRC, bit	16	
	Max number of bits/TTI before rate matching	2298	
	RM attribute	110 to 150	

6.11.5.4.4.2.1.2 Transport channel parameters of SRBs for CCCH, SRB for DCCH, and SRB for BCCH

Higher layer	RAB/signalling RB User of Radio Bearer	SRB#0 RRC	SRB#1 RRC	SRB#2 RRC	SRB#3 NAS_DT High prio	SRB#4 NAS_DT Low prio	SRB#5 RRC	
RLC	Logical channel type	CCCH	DCCH	DCCH	DCCH	DCCH	BCCH	
	RLC mode	UM	UM	AM	AM	AM	TM	
	Payload sizes, bit	160	136 or 120	128	128	128	168	
	Max data rate, bps	32 000 (alt. 16 000)	27 200 or 2400 (alt. 24 000 or 12 000)	25 600 (alt. 12 800)	25 600 (alt. 12 800)	25 600 (alt. 12 800)	33 600 (alt. 16 800)	
	RLC header, bit	8	8	16	16	16	0	
MAC	MAC header, bit	3	27 or 43	27	27	27	3	
	MAC multiplexing	6 logical channel multiplexing						
Layer 1	TrCH type	FACH						
	TB sizes, bit	171						
	TFS	TF0, bits	0x171					
		TF1, bits	1x171					
		TF2, bits	2x171					
		TF3, bits	3x171 (alt. N/A)					
		TF4, bits	4x171 (alt. N/A)					
	TTI, ms	20						
	Coding type	CC 1/2						
	CRC, bit	16						
	Max number of bits/TTI before rate matching	1 528 (alt. 764)						
	Max number of bits/radio frame before rate matching	764 (alt. 382)						
	RM attribute	200 to 240						
NOTE: MAC header size and RLC payload size depend on use of U-RNTI or C-RNTI.								

6.11.5.4.4.2.1.3 TFCS

TFCS size	9 (alt 13)
TFCS	(SRBs for CCCH/DCCH/BCCH, 32kbps RAB) = (TF0, TF0), (TF1, TF0), (TF2, TF0), (TF0, TF1), (TF1, TF1), (TF2, TF1), (TF0, TF2), (TF1, TF2) , (TF2, TF2) (alt. (TF0, TF0), (TF1, TF0), (TF2, TF0), (TF3, TF0), (TF4, TF0), (TF0, TF1), (TF1, TF1), (TF2, TF1), (TF3, TF1), (TF4, TF1), (TF0, TF2), (TF1, TF2) , (TF2, TF2))

6.11.5.4.4.2.2 Physical channel parameters

SCCPCH	Modulation	QPSK
	Codes and time slots / radio frame	SF 16 x 5 codes x 2 time slots (alt. SF16 x 2 codes x 2 time slots)
	Max. Number of data bits/radio frame	1 568 bits (alt. 688 bits)
	TFCI code word / radio frame	16 bits
	TPC / radio frame	0 bits
	SS / radio frame	0 bits
	Puncturing Limit	0.52 (alt. 0.48)
NOTE: Alt. Puncturing Limit applies when alt. TFCS and alt. codes and time slots / radio frame are both configured.		

6.11.5.4.4.2a Interactive/Background 32 kbps PS RAB + Interactive/Background 32 kbps PS RAB + SRBs for CCCH + SRB for DCCH + SRB for BCCH

6.11.5.4.4.2a.1 Transport channel parameters

6.11.5.4.4.2a.1.1 Transport channel parameters for Interactive/Background 32 kbps PS RAB + Interactive/Background 32 kbps PS RAB

See clause 6.10.3.4.2a.1.1.

6.11.5.4.4.2a.1.2 Transport channel parameters of SRBs for CCCH, SRB for DCCH, and SRB for BCCH

See clause 6.11.5.4.4.2.1.2.

6.11.5.4.4.2a.1.3 TFCS

See clause 6.10.3.4.4.2a.1.3.

6.11.5.4.4.2a.2 Physical channel parameters

See clause 6.11.5.4.4.2.2.

6.11.5.4.4.2b SRBs for CCCH + SRB for DCCH + SRB for BCCH

6.11.5.4.4.2b.1 Transport channel parameters

6.11.5.4.4.2b.1.1 Transport channel parameters of SRBs for CCCH, SRB for DCCH, and SRB for BCCH

See clause 6.11.5.4.4.2.1.2.

6.11.5.4.4.2b.1.2 TFCS

See clause 6.10.3.4.4.2b.1.2.

6.11.5.4.4.2b.2 Physical channel parameters

SCCPCH	Modulation	QPSK
	Codes and time slots / radio frame	SF 16 x 4 codes x 2 time slots (alt. SF16 x 2 codes x 2 time slots)
	Max. Number of data bits/radio frame	688 bits (alt. 344 bits)
	TFI code word / radio frame	16 bits (alt. 8 bits)
	TPC / radio frame	0 bits
	SS / radio frame	0 bits
	Puncturing Limit	0.88
NOTE:	Alt. Puncturing Limit applies when alt. TFCS and alt. codes and time slots / radio frame are both configured.	

6.11.5.4.4.3 Interactive/Background 32 kbps RAB + SRB for PCCH + SRB for CCCH + SRB for DCCH + SRB for BCCH

6.11.5.4.4.3.1 Transport channel parameters

6.11.5.4.4.3.1.1 Transport channel parameters of SRB for Interactive/Background 32 kbps RAB

See clause 6.11.5.4.4.2.1.1.

6.11.5.4.4.3.1.2 Transport channel parameters of SRB for PCCH

See clause 6.10.3.4.4.1.1.1.

6.11.5.4.4.3.1.3 Transport channel parameters of SRBs for CCCH, SRB for DCCH, and SRB for BCCH

See clause 6.11.5.4.4.2.1.2.

6.11.5.4.4.3.1.4 TFCS

TFCS size	18(alt.26)
TFCS	(SRB for PCCH, SRBs for CCCH/ DCCH/ BCCH, 32 kbps RAB) = (TF0, TF0, TF0), (TF1, TF0, TF0), (TF0, TF1, TF0), (TF1, TF1, TF0), (TF0, TF2, TF0), (TF1, TF2, TF0), (TF0, TF0, TF1), (TF1, TF0, TF1), (TF0, TF1, TF1), (TF1, TF1, TF1), (TF0, TF2, TF1), (TF1, TF2, TF1), (TF0, TF0, TF2), (TF1, TF0, TF2), (TF0, TF1, TF2), (TF1, TF1, TF2), (TF0, TF2, TF2), (TF1, TF2, TF2) (alt.(TF0, TF0, TF0), (TF1, TF0, TF0), (TF0, TF1, TF0), (TF1, TF1, TF0), (TF0, TF2, TF0), (TF1, TF2, TF0), (TF0, TF3, TF0), (TF1, TF3, TF0), (TF0, TF4, TF0), (TF1, TF4, TF0), (TF0, TF0, TF1), (TF1, TF0, TF1), (TF0, TF1, TF1), (TF1, TF1, TF1), (TF0, TF2, TF1), (TF1, TF2, TF1), (TF0, TF3, TF1), (TF1, TF3, TF1), (TF0, TF4, TF1), (TF1, TF4, TF1), (TF0, TF0, TF2), (TF1, TF0, TF2), (TF0, TF1, TF2), (TF1, TF1, TF2), (TF0, TF2, TF2), (TF1, TF2, TF2))

6.11.5.4.4.3.2 Physical channel parameters

S-CCPCH	Modulation	QPSK
	Codes and time slots / radio frame	SF16 x 5 codes x 2 time slots (alt. SF16 x 3 codes x 2 time slots)
	Max. Number of data bits/radio frame	1 744 bits (alt. 1 040 bits)
	TFCI code word / radio frame	16 bits
	TPC / radio frame	0 bits
	SS / radio frame	0 bits
	Puncturing Limit	0.48 (alt. 0.52)
NOTE: Alt. Puncturing Limit applies when alt. TFCS and alt. codes and time slots / radio frame are both configured.		

6.11.5.4.4.3a SRB for PCCH + SRB for CCCH + SRB for DCCH + SRB for BCCH

6.11.5.4.4.3a.1 Transport channel parameters

6.11.5.4.4.3a.1.1 Transport channel parameters of SRB for PCCH

See clause 6.10.3.4.4.1.1.1.

6.11.5.4.4.3a.1.2 Transport channel parameters of SRBs for CCCH, SRB for DCCH, and SRB for BCCH

See clause 6.11.5.4.4.2.1.2.

6.11.5.4.4.3a.1.3 TFCS

See clause 6.10.3.4.4.3a.1.3.

6.11.5.4.4.3a.2 Physical channel parameters

SCCPCH	Modulation	QPSK
	Codes and time slots / radio frame	SF 16 x 4 codes x 2 time slots (alt. SF16 x 2 codes x 2 time slots)
	Max. Number of data bits/radio frame	688 bits (alt. 336 bits)
	TFCI code word / radio frame	16 bits
	TPC / radio frame	0 bits
	SS / radio frame	0 bits
	Puncturing Limit	0.60 (alt. 0.52)
NOTE: Alt. applies when alts for SRB for PCCH and SRBs for CCCH/ DCCH/ BCCH are both configured.		

6.11.5.4.4.4 RB for CTCH + SRB for CCCH + SRB for BCCH

6.11.5.4.4.4.1 Transport channel parameters

6.11.5.4.4.4.1.1 Transport channel parameters of RB for CTCH

See clause 6.10.3.4.4.4.1.1.

6.11.5.4.4.4.1.2 Transport channel parameters of SRB for CCCH and SRB for BCCH

Higher layer	RAB/signalling RB	SRB#0	SRB#5	
	User of Radio Bearer	RRC	RRC	
RLC	Logical channel type	CCCH	BCCH	
	RLC mode	UM	TM	
	Payload sizes, bit	160	168	
	Max data rate, bps	16 000	16 800	
	AMD/UMD/TrD PDU header, bit	8	0	
MAC	MAC header, bit	3	3	
	MAC multiplexing	2 logical channel multiplexing		
Layer 1	TrCH type	FACH		
	TB sizes, bit	171		
	TFS	TF0, bits	0x171	
		TF1, bits	1x171	
		TF2, bits	2x171	
	TTI, ms	20		
	Coding type	CC 1/3		
	CRC, bit	16		
	Max number of bits/TTI before rate matching	1 146		
	Max number of bits/radio frame before rate matching	573		
	RM attribute	200 to 240		

6.11.5.4.4.1.3 TFCS

See clause 6.10.3.4.4.1.3.

6.11.5.4.4.2 Physical channel parameters

SCCPCH	Modulation	QPSK
	Codes and time slots / radio frame	SF 16 x 4 codes x 2 time slots
	Max. Number of data bits/radio frame	688 bits
	TFCl code word / radio frame	16 bits
	TPC / radio frame	0 bits
	SS / radio frame	0 bits
	Puncturing Limit	0.52

6.11.5.4.4.5 64.8kbps RB for MTCH with 40 ms TTI

6.11.5.4.4.5.1 Transport channel parameters

6.11.5.4.4.5.1.1 Transport channel parameters for 64 kbps PS RAB

Higher layer	RAB/signalling RB	RAB	
	User of Radio Bearer	MBMS	
RLC	Logical channel type	MTCH	
	RLC mode	UM	
	Payload sizes, bit	648	
	Max data rate, bps	64800	
	UMD PDU header, bit	8	
MAC	MAC header, bit	9	
	MAC multiplexing	N/A	
Layer 1	TrCH type	FACH	
	TB sizes, bit	665	
	TFS	TF0, bits	0x665
		TF1, bits	1x665
		TF2, bits	2x665
		TF3, bits	3x665
		TF4, bits	4x665
	TTI, ms	40	
	Coding type	TC	
	CRC, bit	16	
	Max number of bits/TTI before rate matching	8184	
RM attribute	160		

6.11.5.4.4.5.1.2 TFCS

TFCS size	5
TFCS	64 kbps RAB =TF0, TF1, TF2, TF3, TF4

6.11.5.4.4.5.2 Physical channel parameters

SCCPCH	Modulation	QPSK
	Codes and time slots / radio frame	SF 16 x 8 codes x 2 time slots
	Max. Number of data bits/radio frame	1392 bits
	TFCI code word / radio frame	16 bits
	TPC / radio frame	0 bits
	SS / radio frame	0 bits
	Puncturing Limit	0.68

6.11.5.4.4.6 129.6 kbps RB for MTCH with 40 ms TTI

6.11.5.4.4.6.1 Transport channel parameters

6.11.5.4.4.6.1.1 Transport channel parameters for 128 kbps PS RAB

Higher layer	RAB/signalling RB		RAB
	User of Radio Bearer		MBMS
RLC	Logical channel type		MTCH
	RLC mode		UM
	Payload sizes, bit		648
	Max data rate, bps		129600
	UMD PDU header, bit		8
MAC	MAC header, bit		9
	MAC multiplexing		N/A
Layer 1	TrCH type		FACH
	TB sizes, bit		665
	TFS	TF0, bits	0x665
		TF1, bits	1x665
		TF2, bits	2x665
		TF3, bits	3x665
		TF4, bits	4x665
		TF5, bits	5x665
		TF6, bits	6x665
		TF7, bits	7x665
	TF8, bits	8x665	
	TTI, ms		40
	Coding type		TC
	CRC, bit		16
Max number of bits/TTI before rate matching		16368	
RM attribute		160	

6.11.5.4.4.6.1.2 TFCS

TFCS size	9
TFCS	128 kbps RAB =TF0, TF1, TF2, TF3, TF4, TF5, TF6, TF7, TF8

6.11.5.4.4.6.2 Physical channel parameters

SCCPCH	Modulation	QPSK
	Codes and time slots / radio frame	SF 16 x 16 codes x 2 time slots
	Max. Number of data bits/radio frame	2800 bits
	TFCI code word / radio frame	16 bits
	TPC / radio frame	0 bits
	SS / radio frame	0 bits
	Puncturing Limit	0.68

6.11.5.4.4.7 259.2 kbps RB for MTCH with 40 ms TTI

6.11.5.4.4.7.1 Transport channel parameters

6.11.5.4.4.7.1.1 Transport channel parameters for 256 kbps PS RAB

Higher layer	RAB/signalling RB		RAB
	User of Radio Bearer		MBMS
RLC	Logical channel type		MTCH
	RLC mode		UM
	Payload sizes, bit		648
	Max data rate, bps		259200
	UMD PDU header, bit		8
MAC	MAC header, bit		9
	MAC multiplexing		N/A
Layer 1	TrCH type		FACH
	TB sizes, bit		665
	TFS	TF0, bits	0x665
		TF1, bits	1x665
		TF2, bits	2x665
		TF3, bits	3x665
		TF4, bits	4x665
		TF5, bits	5x665
		TF6, bits	6x665
		TF7, bits	7x665
		TF8, bits	8x665
		TF9, bits	9x665
		TF10, bits	10x665
		TF11, bits	11x665
		TF12, bits	12x665
		TF13, bits	13x665
		TF14, bits	14x665
		TF15, bits	15x665
	TF16, bits	16x665	
	TTI, ms		40
Coding type		TC	
CRC, bit		16	
Max number of bits/TTI before rate matching		32724	
RM attribute		160	

6.11.5.4.4.7.1.2 TFCS

TFCS size	17
TFCS	256 kbps RAB =TF0, TF1, TF2, TF3, TF4, TF5, TF6, TF7, TF8, TF9, TF10, TF11, TF12, TF13, TF14, TF15, TF16

6.11.5.4.4.7.2 Physical channel parameters

SCCPCH	Modulation	QPSK
	Codes and time slots / radio frame	SF 16 x 16 codes x 4 time slots
	Max. Number of data bits/radio frame	5616 bits
	TFCI code word / radio frame	16 bits
	TPC / radio frame	0 bits
	SS / radio frame	0 bits
	Puncturing Limit	0.68

6.11.5.4.4.8 7.6 kbps signalling RB for MCCH

6.11.5.4.4.8.1 Transport channel parameters

See clause 6.10.2.4.3.8.1.1.

6.11.5.4.4.8.1.2 TFCS

See clause 6.10.2.4.3.8.1.2.

6.11.5.4.4.8.2 Physical channel parameters

S-CCPCH	Modulation	QPSK
	Codes and time slots / radio frame	SF16 x 1 codes x 2 time slots
	Max. Number of data bits/radio frame	270
	TFCI code word / radio frame	2 bits
	TPC / radio frame	0 bits
	SS / radio frame	0 bits
	Puncturing Limit	1

6.11.5.4.4.9 128kbps RB for MBSFN MTCH with 40 ms TTI

6.11.5.4.4.9.1 Transport channel parameters

6.11.5.4.4.9.1.1 Transport channel parameters for 124.4 kbps PS RAB

Higher layer	RAB/signalling RB		RAB
	User of Radio Bearer		MBMS
RLC	Logical channel type		MTCH
	RLC mode		UM
	Payload sizes, bit		4976
	Max data rate, bps		128000
	UMD PDU header, bit		8
MAC	MAC header, bit		9
	MAC multiplexing		N/A
Layer 1	TrCH type		FACH
	TB sizes, bit		2561
	TFS	TF0, bits	0x2561
		TF1, bits	2x2561
	TTI, ms		40
	Coding type		TC
	CRC, bit		16
	Max number of bits/TTI after channel coding		15486
	Max number of bits/radio frame before rate matching		3872
	RM attribute		128

6.11.5.4.4.9.1.2 TFCS

TFCS size	3
TFCS	124 kbps RAB =TF0, TF1, TF2

6.11.5.4.4.9.2 Physical channel parameters

S-CCPCH	TPC / radio frame	0 bits
	Codes and time slots / radio frame	SF16 x 8 codes x 2 time slot
	Modulation	QPSK
	Max. Number of data bits/radio frame	30566 bits
	TFCI code word / radio frame	16
	Puncturing limit	0.76

6.11.5.4.4.10 192 kbps RB for MBSFN MTCH with 40 ms TTI

6.11.5.4.4.10.1 Transport channel parameters

6.11.5.4.4.10.1.1 Transport channel parameters for 192 kbps PS RAB

Higher layer	RAB/signalling RB		RAB
	User of Radio Bearer		MBMS
RLC	Logical channel type		MTCH
	RLC mode		UM
	Payload sizes, bit		4272
	Max data rate, bps		192000
	UMD PDU header, bit		8
MAC	MAC header, bit		9
	MAC multiplexing		N/A
Layer 1	TrCH type		FACH
	TB sizes, bit		2561
	TFS	TF0, bits	0x2561
		TF1, bits	3x2561
	TTI, ms		40
	Coding type		TC
	CRC, bit		16
	Max number of bits/TTI after channel coding		23220
	Max number of bits/radio frame before rate matching		5805
RM attribute		128	

6.11.5.4.4.10.1.1 TFCS

TFCS size	3
TFCS	320 kbps RAB =TF0, TF1, TF2

6.11.5.4.4.10.2 Physical channel parameters

S-CCPCH	TPC / radio frame	0 bits
	Codes and time slots / radio frame	SF16 x 8 codes x 2 time slot
	Modulation	QPSK
	Max. Number of data bits/radio frame	3056 bits
	TFCI code word / radio frame	16
	Puncturing limit	0.52

6.11.5.4.4.11 384 kbps RB for MBSFN MTCH with 40 ms TTI

6.11.5.4.4.11.1 Transport channel parameters

6.11.5.4.4.11.1.1 Transport channel parameters for 384 kbps PS RAB

Higher layer	RAB/signalling RB		RAB
	User of Radio Bearer		MBMS
RLC	Logical channel type		MTCH
	RLC mode		UM
	Payload sizes, bit		4976
	Max data rate, bps		384000
	UMD PDU header, bit		8
MAC	MAC header, bit		9
	MAC multiplexing		N/A
Layer 1	TrCH type		FACH
	TB sizes, bit		2561
	TFS	TF0, bits	0x2561
		TF1, bits	6x2561
	TTI, ms		40
	Coding type		TC
	CRC, bit		16
	Max number of bits/TTI after channel coding		46440
	Max number of bits/radio frame before rate matching		11610
	RM attribute		128

6.11.5.4.4.11.1.2 TFCS

TFCS size	3
TFCS	496 kbps RAB =TF0, TF1, TF2

6.11.5.4.4.11.2 Physical channel parameters

S-CCPCH	TPC / radio frame	0 bits
	Codes and time slots / radio frame	SF1 x 1 codes x 2 time slots
	Modulation	16QAM
	Max. Number of data bits/radio frame	12272 bits
	TFCI code word / radio frame	16
	Puncturing limit	1

6.11.5.4.4.12 7.2 kbps signalling RB for MBSFN MCCH

6.11.5.4.4.12.1 Transport channel parameters

6.11.5.4.4.12.1.1 Transport channel parameters for 7.2 kbps signalling RB for MCCH

Higher layer	RAB/signalling RB		SRB
	User of Radio Bearer		MBMS
RLC	Logical channel type		MCCH
	RLC mode		UM
	Payload sizes, bit		72
	Max data rate, bps		7200
	UMD PDU header, bit		8
MAC	MAC header, bit		-
	MAC multiplexing		N/A
Layer 1	TrCH type		FACH
	TB sizes, bit		80
	TFS	TF0, bits	0x80
		TF1, bits	1x80
		TF2, bits	2x80
		TF3, bits	4x80
	TTI, ms		40
	Coding type		TC
	CRC, bit		16
	Max number of bits/TTI after channel coding		1164
	Max number of bits/radio frame before rate matching		291
RM attribute		128	

6.11.5.4.4.12.1.2 TFCS

TFCS size	4
TFCS	MBMS SRB =TF0, TF1, TF2, TF3

6.11.5.4.4.12.2 Physical channel parameters

S-CCPCH	TPC / radio frame	0 bits
	Codes and time slots / radio frame	SF16 x 1 code x 1 time slot
	Modulation	QPSK
	Max. Number of data bits/radio frame	248 bits
	TFCI code word / radio frame	16
	Puncturing limit	0.84

6.11.5.4.4.13 8kbps RB for MBSFN MTCH with 40 ms TTI

6.11.5.4.4.13.1 Transport channel parameters

6.11.5.4.4.13.1.1 Transport channel parameters for 8kbps PS RAB

Higher layer	RAB/signalling RB		RAB
	User of Radio Bearer		MBMS
RLC	Logical channel type		MTCH
	RLC mode		UM
	Payload sizes, bit		328
	Max data rate, bps		8200
	UMD PDU header, bit		8
MAC	MAC header, bit		9
	MAC multiplexing		N/A
Layer 1	TrCH type		FACH
	TB sizes, bit		345
	TFS	TF0, bits	0x345
		TF1, bits	1x345
	TTI, ms		40
	Coding type		TC
	CRC, bit		16
	Max number of bits/TTI after channel coding		1095
	Max number of bits/radio frame before rate matching		274
RM attribute		128	

6.11.5.4.4.13.1.2 TFCS

TFCS size	2
TFCS	8 kbps RAB =TF0, TF1

6.11.5.4.4.13.2 Physical channel parameters

S-CCPCH	TPC / radio frame	0 bits
	Codes and time slots / radio frame	SF16 x 1 codes x 1 time slot
	Modulation	QPSK
	Max. Number of data bits/radio frame	248 bits
	TFCI code word / radio frame	16
	Puncturing limit	0.84

- 6.11.5.4.4.14 64kbps RB for MBSFN MTCH with 40 ms TTI
 6.11.5.4.4.14.1 Transport channel parameters
 6.11.5.4.4.14.1.1 Transport channel parameters for 64 kbps PS RAB

Higher layer	RAB/signalling RB		RAB
	User of Radio Bearer		MBMS
RLC	Logical channel type		MTCH
	RLC mode		UM
	Payload sizes, bit		1336
	Max data rate, bps		66800
	UMD PDU header, bit		8
MAC	MAC header, bit		9
	MAC multiplexing		N/A
Layer 1	TrCH type		FACH
	TB sizes, bit		1353
	TFS	TF0, bits	0x1353
		TF1, bits	1x1353
	TTI, ms		20
	Coding type		TC
	CRC, bit		16
	Max number of bits/TTI after channel coding		4119
	Max number of bits/radio frame before rate matching		2060
RM attribute		128	

- 6.11.5.4.4.14.1.1 TFCS

TFCS size	2
TFCS	64 kbps RAB =TF0, TF1

- 6.11.5.4.4.14.2 Physical channel parameters

S-CCPCH	TPC / radio frame	0 bits
	Codes and time slots / radio frame	SF16 x 8 codes x 1 time slot
	Modulation	QPSK
	Max. Number of data bits/radio frame	2096 bits
	TFCI code word / radio frame	16
	Puncturing limit	1

- 6.11.5.4.5 Combinations on PRACH

- 6.11.5.4.5.1 SRB for CCCH + SRBs for DCCH

- 6.11.5.4.5.1.1 Transport channel parameters

- 6.11.5.4.5.1.1.1 Transport channel parameter for SRB for CCCH, SRBs for DCCH

See clause 6.10.3.4.5.1.1.1.

- 6.11.5.4.5.1.1.2 TFCS

See clause 6.10.3.4.5.1.1.2.

- 6.11.5.4.5.1.2 Physical channel parameters

PRACH	Modulation	QPSK
	Codes and time slots / radio frame	SF 8 x 1 code x 2 time slots
	Max. Number of data bits/radio frame	352 bits
	TPC / radio frame	0 bits
	SS / radio frame	0 bits
	Puncturing Limit	0.88

6.11.5.4.5.2 Interactive/Background 12.8 kbps PS RAB + SRB for CCCH + SRBs for DCCH

6.11.5.4.5.2.1 Transport channel parameters

6.11.5.4.5.2.1.1 Transport channel parameters for Interactive or background / 12.8 kbps / PS RAB + SRB for CCCH + SRBs for DCCH

Higher layer	RAB/signalling RB	RAB	SRB#0	SRB#1	SRB#2	SRB#3	SRB#4	
	User of Radio Bearer	Interactive/ Background RAB	RRC	RRC	RRC	NAS_DT High priority	NAS_DT Low priority	
RLC	Logical channel type	DTCH	CCCH	DCCH	DCCH	DCCH	DCCH	
	RLC mode	AM	TM	UM	AM	AM	AM	
	Payload sizes, bit	128	168	136	128	128	128	
	Max data rate, bps	12 800	16 800	13 600	12 800	12 800	12 800	
	AMD/UMD/TrD PDU header, bit	16	0	8	16	16	16	
MAC	MAC header, bit	26	2	26	26	26	26	
	MAC multiplexing	6 logical channel multiplexing						
Layer 1	TrCH type	RACH						
	TB sizes, bit	170						
	TFS	TF0, bits	1x170					
	TTI, ms	10						
	Coding type	CC 1/2						
	CRC, bit	16						
	Max number of bits/TTI after channel coding	388						
	Max number of bits/ Radio frame before rate matching	388						

6.11.5.4.5.2.1.2 TFCS

TFCS size	1
TFCS	12.8 kbps PS RAB + SRB for CCCH + SRBs for DCCH = (TF0)

6.11.5.4.5.2.2 Physical channel parameters

See clause 6.11.5.4.5.1.2.

6.11.5.4.5.3 Interactive/Background 12.8 kbps PS RAB + Interactive/Background 12.8 kbps PS RAB + SRB for CCCH + SRB for DCCH

6.11.5.4.5.3.1 Transport channel parameters

6.11.5.4.5.3.1.1 Transport channel parameters for Interactive or background / 12.8 kbps / PS RAB + Interactive or background / 12.8 kbps / PS RAB + SRB for CCCH + SRBs for DCCH

Higher layer	RAB/signalling RB	RAB	RAB	SRB#0	SRB#1	SRB#2	SRB#3	SRB#4
	User of Radio Bearer	Interactive/ Background RAB	Interactive/ Background RAB	RRC	RRC	RRC	NAS_DT High prio	NAS_DT Low prio
RLC	Logical channel type	DTCH	DTCH	CCCH	DCCH	DCCH	DCCH	DCCH
	RLC mode	AM	AM	TM	UM	AM	AM	AM
	Payload sizes, bit	128	128	168	136	128	128	128
	Max data rate, bps	12 800	12 800	16 800	13 600	12 800	12 800	12 800
	AMD/UMD/TrD PDU header, bit	16	16	0	8	16	16	16
MAC	MAC header, bit	26	26	2	26	26	26	26
	MAC multiplexing	7 logical channel multiplexing						
Layer 1	TrCH type	RACH						
	TB sizes, bit	170						
	TFS	TF0, bits	1x170					
	TTI, ms	10						
	Coding type	CC ½						
	CRC, bit	16						

Higher layer	RAB/signalling RB	RAB	RAB	SRB#0	SRB#1	SRB#2	SRB#3	SRB#4
	User of Radio Bearer	Interactive/ Background RAB	Interactive/ Background RAB	RRC	RRC	RRC	NAS_DT High prio	NAS_DT Low prio
	Max number of bits/TTI after channel coding	388						
	Max number of bits/ Radio frame before rate matching	388						

6.11.5.4.5.3.1.2 TFCS

TFCS size	1
TFCS	12.8 kbps PS RAB + 12.8 kbps PS RAB + SRB for CCCH + SRBs for DCCH = (TF0)

6.11.5.4.5.3.2 Physical channel parameters

See clause 6.11.5.4.5.1.2.

6.11.5.4.6 Combinations on DPCH and HS-PDSCH

6.11.5.4.6.1 Interactive or background / UL:8 DL: [max bit rate depending on UE category] / PS RAB + UL:3.4 DL:3.4 kbps SRBs for DCCH

6.11.5.4.6.1.1 Uplink

See clause 6.11.5.4.1.23a.1.

6.11.5.4.6.1.2 Downlink

6.11.5.4.6.1.2.1 Transport channel parameters

6.11.5.4.6.1.2.1.1 Transport channel parameters for HS-DSCH

6.11.5.4.6.1.2.1.1.1 MAC-d flow parameters for Interactive or background / DL: [max bit rate depending on UE category] / PS RAB

		Alt 1 Fixed RLC + MAC-hs (Rel-5 and later releases) NOTE2	Alt 2 Fixed RLC + MAC-ehs (Rel-8 and later releases) NOTE2	Alt 3 Flexible RLC + MAC-ehs (Rel-8 and later releases) NOTE2
Higher layer	RAB/Signalling RB	RAB		
RLC	Logical channel type	DTCH		
	RLC mode	AM		
	Payload sizes, bit	320 (alt. 640)	320 (alt. 640)	Flexible up to 12000
	Max data rate, bps	depends on UE category NOTE 1		
	AMD PDU header, bit	16	16	16
MAC	MAC-d header, bit	0	0	0
	MAC multiplexing	N/A	N/A	N/A
	MAC-d PDU size, bit	336 (alt. 656)	336 (alt. 656)	Flexible
	MAC-hs Type	MAC-hs	MAC-ehs	MAC-ehs
	MAC-hs/MAC-ehs header fixed part, bit	21	24	24
Layer 1	TrCH type	HS-DSCH	HS-DSCH	HS-DSCH
	TTI	5 ms	5 ms	5 ms
	Coding type	TC	TC	TC
	CRC, bit	24	24	24

	Applicable modulation schemes	QPSK, 16QAM	QPSK, 16QAM, 64QAM	QPSK, 16QAM, 64QAM
	Applicable with MIMO	No	Yes	Yes
NOTE 1: The peak throughput may be limited by the maximum number of MAC-d PDUs that can be included in a single MAC-hs or MAC-ehs PDU (see 3GPP TS 25.321 [38]).				
NOTE 2: Alternative 1 is for Rel-5 and later releases. Alternative 2 or 3 is for Rel-8 and later releases. Alternative 1 with Fixed RLC + MAC-hs is the default configuration. For test cases that use alternative 2 (Fixed RLC + MAC-ehs) or 3 (Flexible RLC + MAC-ehs) then this shall be explicitly stated in the test case.				

6.11.5.4.6.1.2.1.2 Transport channel parameters for DCH

6.11.5.4.6.1.2.1.2.1 Transport channel parameters for UL:3.4 DL: 3.4 kbps SRBs for DCCH

See clause 6.10.2.4.1.2.2.1.1

6.11.5.4.6.1.2.1.2.2 TFCS

See clause 6.10.2.4.1.2.2.1.2.

6.11.5.4.6.1.2.2 Physical channel parameters

6.11.5.4.6.1.2.2.1 Physical channel parameters on DPCH

See clause 6.11.5.4.1.2.2.2.

6.11.5.4.6.1.2.2.2 Physical channel parameters on HS-PDSCH

Note that each alternative configuration in physical channel parameters is stand-alone and can be associated with any of the RAB alternatives in the transport channel parameters.

UE HS-DSCH Physical Layer category 1(Rel-5 and later releases; QPSK):

HS-PDSCH	Number of processes	4, (alt. 8)
	Process memory size	Split equally among all processes
	Max Data Rate	560k bps, (alt. 280 kbps)

UE HS-DSCH Physical Layer category 2(Rel-5 and later releases; QPSK):

HS-PDSCH	Number of processes	6, (alt. 8)
	Process memory size	Split equally among all processes
	Max Data Rate	560kbps

UE HS-DSCH Physical Layer category 3(Rel-5 and later releases; QPSK):

HS-PDSCH	Number of processes	8
	Process memory size	Split equally among all processes
	Max Data Rate	560k bps

UE HS-DSCH Physical Layer category 4(Rel-5 and later releases; QPSK or 16QAM):

HS-PDSCH	Number of processes	4, (alt. 8)
	Process memory size	Split equally among all processes
	Max Data Rate	1.1 Mbps, (alt. 600 kbps)

UE HS-DSCH Physical Layer category 5(Rel-5 and later releases; QPSK or 16QAM):

HS-PDSCH	Number of processes	6, (alt. 8)
	Process memory size	Split equally among all processes
	Max Data Rate	1.1 Mbps

UE HS-DSCH Physical Layer category 6(Rel-5 and later releases; QPSK or 16QAM):

HS-PDSCH	Number of processes	8
	Process memory size	Split equally among all processes
	Max Data Rate	1.1 Mbps

UE HS-DSCH Physical Layer category 7(Rel-5 and later releases; QPSK or 16QAM):

HS-PDSCH	Number of processes	4, (alt. 8)
	Process memory size	Split equally among all processes
	Max Data Rate	1.6 Mbps, (alt. 800kbps)

UE HS-DSCH Physical Layer category 8(Rel-5 and later releases; QPSK or 16QAM):

HS-PDSCH	Number of processes	6, (alt. 8)
	Process memory size	Split equally among all processes
	Max Data Rate	1.6 Mbps

UE HS-DSCH Physical Layer category 9(Rel-5 and later releases; QPSK or 16QAM):

HS-PDSCH	Number of processes	8
	Process memory size	Split equally among all processes
	Max Data Rate	1.6 Mbps

UE HS-DSCH Physical Layer category 10(Rel-5 and later releases; QPSK or 16QAM):

HS-PDSCH	Number of processes	4, (alt. 8)
	Process memory size	Split equally among all processes
	Max Data Rate	2.2 Mbps, (alt. 1.0 Mbps)

UE HS-DSCH Physical Layer category 11(Rel-5 and later releases; QPSK or 16QAM):

HS-PDSCH	Number of processes	6, (alt. 8)
	Process memory size	Split equally among all processes
	Max Data Rate	2.2 Mbps

UE HS-DSCH Physical Layer category 12(Rel-5 and later releases; QPSK or 16QAM):

HS-PDSCH	Number of processes	8
	Process memory size	Split equally among all processes
	Max Data Rate	2.2 Mbps

UE HS-DSCH Physical Layer category 13(Rel-5 and later releases; QPSK or 16QAM):

HS-PDSCH	Number of processes	4, (alt. 8)
	Process memory size	Split equally among all processes
	Max Data Rate	2.8 Mbps, (alt. 1.4 Mbps)

UE HS-DSCH Physical Layer category 14(Rel-5 and later releases; QPSK or 16QAM):

HS-PDSCH	Number of processes	6, (alt. 8)
	Process memory size	Split equally among all processes
	Max Data Rate	2.8 Mbps

UE HS-DSCH Physical Layer category 15(Rel-5 and later releases; QPSK or 16QAM):

HS-PDSCH	Number of processes	8
	Process memory size	Split equally among all processes

	Max Data Rate	2.8 Mbps
--	---------------	----------

UE HS-DSCH Physical Layer category 16(Rel-8 and later releases; QPSK ,16QAM or 64QAM):

HS-PDSCH	Number of processes	4, (alt. 8)
	Process memory size	Split equally among all processes
	Max Data Rate	3.2 Mbps, (alt. 1.6 Mbps)

UE HS-DSCH Physical Layer category 17(Rel-8 and later releases; QPSK ,16QAM or 64QAM):

HS-PDSCH	Number of processes	6, (alt. 8)
	Process memory size	Split equally among all processes
	Max Data Rate	3.2 Mbps

UE HS-DSCH Physical Layer category 18(Rel-8 and later releases; QPSK ,16QAM or 64QAM):

HS-PDSCH	Number of processes	8
	Process memory size	Split equally among all processes
	Max Data Rate	3.2 Mbps

UE HS-DSCH Physical Layer category 19(Rel-8 and later releases; QPSK ,16QAM or 64QAM):

HS-PDSCH	Number of processes	4, (alt. 8)
	Process memory size	Split equally among all processes
	Max Data Rate	4.2 Mbps, (alt. 2.1 Mbps)

UE HS-DSCH Physical Layer category 20(Rel-8 and later releases; QPSK ,16QAM or 64QAM):

HS-PDSCH	Number of processes	6, (alt. 8)
	Process memory size	Split equally among all processes
	Max Data Rate	4.2Mbps

UE HS-DSCH Physical Layer category 21(Rel-8 and later releases; QPSK ,16QAM or 64QAM):

HS-PDSCH	Number of processes	8
	Process memory size	Split equally among all processes
	Max Data Rate	4.2Mbps

UE HS-DSCH Physical Layer category 22(Rel-8 and later releases; QPSK ,16QAM or 64QAM):

HS-PDSCH	Number of processes	4, (alt. 8)
	Process memory size	Split equally among all processes
	Max Data Rate	4.2 Mbps, (alt. 2.1 Mbps)

UE HS-DSCH Physical Layer category 23(Rel-8 and later releases; QPSK ,16QAM or 64QAM):

HS-PDSCH	Number of processes	6, (alt. 8)
	Process memory size	Split equally among all processes
	Max Data Rate	4.2Mbps

UE HS-DSCH Physical Layer category 24(Rel-8 and later releases; QPSK ,16QAM or 64QAM):

HS-PDSCH	Number of processes	8
	Process memory size	Split equally among all processes
	Max Data Rate	4.2Mbps

UE HS-DSCH Physical Layer category 25(Rel-8 and later releases; MIMO + QPSK, 16QAM or 64QAM):

HS-PDSCH	Number of processes	16
	Process memory size	Split equally among all processes

	Max Data Rate	3.2Mbps
--	---------------	---------

UE HS-DSCH Physical Layer category 26(Rel-8 and later releases; MIMO + QPSK, 16QAM or 64QAM):

HS-PDSCH	Number of processes	16
	Process memory size	Split equally among all processes
	Max Data Rate	4.2Mbps

UE HS-DSCH Physical Layer category 27(Rel-8 and later releases; MIMO + QPSK, 16QAM or 64QAM):

HS-PDSCH	Number of processes	16
	Process memory size	Split equally among all processes
	Max Data Rate	5.4Mbps

UE HS-DSCH Physical Layer category 28(Rel-8 and later releases; MIMO + QPSK, 16QAM or 64QAM):

HS-PDSCH	Number of processes	16
	Process memory size	Split equally among all processes
	Max Data Rate	4.8Mbps

UE HS-DSCH Physical Layer category 29(Rel-8 and later releases; MIMO + QPSK, 16QAM or 64QAM):

HS-PDSCH	Number of processes	16
	Process memory size	Split equally among all processes
	Max Data Rate	6.4Mbps

UE HS-DSCH Physical Layer category 30(Rel-8 and later releases; MIMO + QPSK, 16QAM or 64QAM):

HS-PDSCH	Number of processes	16
	Process memory size	Split equally among all processes
	Max Data Rate	8.0Mbps

6.11.5.4.6.1a Interactive or background / UL:8 (multiframe) DL: [max bit rate depending on UE category] / PS RAB+ UL:3.4 DL:3.4 kbps SRBs for DCCH (multiframe) (REL-5)

6.11.5.4.6.1a.1 Uplink

6.11.5.4.6.1a.1.1 Transport channel parameters

6.11.5.4.6.1a.1.1.1 Transport channel parameters for Interactive or background / UL:8 kbps (multiframe) / PS RAB

Higher layer	RAB/Signalling RB		RAB
RLC	Logical channel type		DTCH
	RLC mode		AM
	Payload sizes, bit		320 (alt. 128)
	Max data rate, bps		8 000
	AMD PDU header, bit		16
MAC	MAC header, bit		0
	MAC multiplexing		N/A
Layer 1	TrCH type		DCH
	TB sizes, bit		336 (alt. 144)
	TFS	TF0, bits	0x336 (alt. 0x144)
		TF1, bits	1x336 (alt. 1x144)
		TF2, bits	2x336 (alt. 5x144)
	TTI, ms		20
	Coding type		TC
	CRC, bit		16
	Max number of bits/TTI after channel coding		2 124 (alt. 2 412)
	Max number of bits/radio frame before rate matching		1 062 (alt. 1 206)
RM attribute		135 to 175	

6.11.5.4.6.1a.1.1.2 Transport channel parameters for UL:3.4 kbps SRBs for DCCH(multiframe)

See clause 6.11.5.4.1.2a.1.1.1.

6.11.5.4.6.1a.1.1.3 TFCS

See clause 6.10.2.4.1.23d.1.1.3.

6.11.5.4.6.1a.1.2 Physical channel parameters

DPCH Uplink	Modulation	QPSK
	Codes and time slots / radio frame	SF 2 x 1 code x 2 time slots
	Max. Number of data bits/radio frame	680bits
	TFCI code word / radio frame	16 bits
	TPC / radio frame	2x2 bits
	SS / radio frame	2x2 bits
	Repetition period	8
	Repetition length	2
	Puncturing limit	0.80 (alt. 0.72)

6.11.5.4.6.1a.2 Downlink

6.11.5.4.6.1a.2.1 Transport channel parameters

6.11.5.4.6.1a.2.1.1 Transport channel parameters for HS-DSCH

6.11.5.4.6.1a.2.1.1.1 MAC-d flow parameters for Interactive or background / DL: [max bit rate depending on UE category] / PS RAB

See clause 6.11.5.4.6.1.2.1.1.1.

6.11.5.4.6.1a.2.1.2 Transport channel parameters for DCH

6.11.5.4.6.1a.2.1.2.1 Transport channel parameters for DL: 3.4 kbps SRBs for DCCH (multiframe)

See clause 6.10.3.4.1.2a.2.1.1.

6.11.5.4.6.1a.2.1.2.2 TFCS

See clause 6.10.3.4.1.2.2.1.2.

6.11.5.4.6.1a.2.2 Physical channel parameters

6.11.5.4.6.1a.2.2.1 Physical channel parameters on DPCH

See clause 6.11.5.4.1.2a.2.2.

6.11.5.4.6.1a.2.2.2 Physical channel parameters on HS-PDSCH

See clause 6.11.5.4.6.1.2.2.2.

6.11.5.4.6.1b Interactive or background / UL:8 DL: [max bit rate depending on UE category] / PS RAB + UL:3.4 DL:3.4 kbps SRBs for DCCH (64QAM)

6.11.5.4.6.1b.1 Uplink

See clause 6.11.5.4.1.23a.1.

6.11.5.4.6.1b.2 Downlink

6.11.5.4.6.1b.2.1 Transport channel parameters

6.11.5.4.6.1b.2.1.1 Transport channel parameters for HS-DSCH(64QAM)

6.11.5.4.6.1b.2.1.1.1 MAC-d flow parameters for Interactive or background / DL: [max bit rate depending on UE category] / PS RAB(64QAM)

		Alt 1 Fixed RLC + MAC-hs (Rel-5 and later releases) NOTE2	Alt 2 Fixed RLC + MAC-ehs (Rel-8 and later releases) NOTE2	Alt 3 Flexible RLC + MAC-ehs (Rel-8 and later releases) NOTE2
Higher layer	RAB/Signalling RB	RAB		
RLC	Logical channel type	DTCH		
	RLC mode	AM		
	Payload sizes, bit	320 (alt. 640)	320 (alt. 640)	Flexible up to 12000
	Max data rate, bps	depends on UE category NOTE 1		
	AMD PDU header, bit	16	16	16
MAC	MAC-d header, bit	0	0	0
	MAC multiplexing	N/A	N/A	N/A
	MAC-d PDU size, bit	336 (alt. 656)	336 (alt. 656)	Flexible
	MAC-hs Type	MAC-hs	MAC-ehs	MAC-ehs
	MAC-hs/MAC-ehs header fixed part, bit	21	24	24
Layer 1	TrCH type	HS-DSCH	HS-DSCH	HS-DSCH
	TTI	5 ms	5 ms	5 ms
	Coding type	TC	TC	TC
	CRC, bit	24	24	24
	Applicable modulation schemes	QPSK, 16QAM	QPSK, 16QAM, 64QAM	QPSK, 16QAM, 64QAM
	Applicable with MIMO	No	Yes	Yes
NOTE 1: The peak throughput may be limited by the maximum number of MAC-d PDUs that can be included in a single MAC-hs or MAC-ehs PDU (see 3GPP TS 25.321 [38]).				
NOTE 2: Alternative 1 is for Rel-5 and later releases. Alternative 2 or 3 is for Rel-8 and later releases. Alternative 1 with Fixed RLC + MAC-hs is the default configuration. For test cases that use alternative 2 (Fixed RLC + MAC-ehs) or 3 (Flexible RLC + MAC-ehs) then this shall be explicitly stated in the test case.				

6.11.5.4.6.1b.2.1.2 Transport channel parameters for DCH

6.11.5.4.6.1b.2.1.2.1 Transport channel parameters for UL:3.4 DL: 3.4 kbps SRBs for DCCH

See clause 6.10.2.4.1.2.2.1.1

6.11.5.4.6.1b.2.1.2.2 TFCS

See clause 6.10.2.4.1.2.2.1.2.

6.11.5.4.6.1b.2.2 Physical channel parameters

6.11.5.4.6.1b.2.2.1 Physical channel parameters on DPCH

See clause 6.11.5.4.1.2.2.2.

6.11.5.4.6.1b.2.2.2 Physical channel parameters on HS-PDSCH(64QAM)

Note that each alternative configuration in physical channel parameters is stand-alone and can be associated with any of the RAB alternatives in the transport channel parameters.

UE HS-DSCH Physical Layer category 1:

HS-PDSCH	Number of processes	4, (alt. 8)
	Process memory size	Split equally among all processes
	Max Data Rate	560k bps, (alt. 280 kbps)

UE HS-DSCH Physical Layer category 2:

HS-PDSCH	Number of processes	6, (alt. 8)
	Process memory size	Split equally among all processes
	Max Data Rate	560kbps

UE HS-DSCH Physical Layer category 3:

HS-PDSCH	Number of processes	8
	Process memory size	Split equally among all processes
	Max Data Rate	560k bps

UE HS-DSCH Physical Layer category 4:

HS-PDSCH	Number of processes	4, (alt. 8)
	Process memory size	Split equally among all processes
	Max Data Rate	1.1 Mbps, (alt. 600 kbps)

UE HS-DSCH Physical Layer category 5:

HS-PDSCH	Number of processes	6, (alt. 8)
	Process memory size	Split equally among all processes
	Max Data Rate	1.1 Mbps

UE HS-DSCH Physical Layer category 6:

HS-PDSCH	Number of processes	8
	Process memory size	Split equally among all processes
	Max Data Rate	1.1 Mbps

UE HS-DSCH Physical Layer category 7:

HS-PDSCH	Number of processes	4, (alt. 8)
	Process memory size	Split equally among all processes
	Max Data Rate	1.6 Mbps, (alt. 800kbps)

UE HS-DSCH Physical Layer category 8:

HS-PDSCH	Number of processes	6, (alt. 8)
	Process memory size	Split equally among all processes
	Max Data Rate	1.6 Mbps

UE HS-DSCH Physical Layer category 9:

HS-PDSCH	Number of processes	8
	Process memory size	Split equally among all processes
	Max Data Rate	1.6 Mbps

UE HS-DSCH Physical Layer category 10:

HS-PDSCH	Number of processes	4, (alt. 8)
	Process memory size	Split equally among all processes
	Max Data Rate	2.2 Mbps, (alt. 1.0 Mbps)

UE HS-DSCH Physical Layer category 11:

HS-PDSCH	Number of processes	6, (alt. 8)
	Process memory size	Split equally among all processes

	Max Data Rate	2.2 Mbps
--	---------------	----------

UE HS-DSCH Physical Layer category 12:

HS-PDSCH	Number of processes	8
	Process memory size	Split equally among all processes
	Max Data Rate	2.2 Mbps

UE HS-DSCH Physical Layer category 13:

HS-PDSCH	Number of processes	4, (alt. 8)
	Process memory size	Split equally among all processes
	Max Data Rate	2.8 Mbps, (alt. 1.4 Mbps)

UE HS-DSCH Physical Layer category 14:

HS-PDSCH	Number of processes	6, (alt. 8)
	Process memory size	Split equally among all processes
	Max Data Rate	2.8 Mbps

UE HS-DSCH Physical Layer category 15:

HS-PDSCH	Number of processes	8
	Process memory size	Split equally among all processes
	Max Data Rate	2.8 Mbps

UE HS-DSCH Physical Layer category 16:

HS-PDSCH	Number of processes	4, (alt. 8)
	Process memory size	Split equally among all processes
	Max Data Rate	2.4 Mbps, (alt. 1.6 Mbps)

UE HS-DSCH Physical Layer category 17:

HS-PDSCH	Number of processes	6, (alt. 8)
	Process memory size	Split equally among all processes
	Max Data Rate	2.4 Mbps

UE HS-DSCH Physical Layer category 18:

HS-PDSCH	Number of processes	8
	Process memory size	Split equally among all processes
	Max Data Rate	2.4 Mbps

UE HS-DSCH Physical Layer category 19:

HS-PDSCH	Number of processes	4, (alt. 8)
	Process memory size	Split equally among all processes
	Max Data Rate	3.2 Mbps, (alt. 2.1 Mbps)

UE HS-DSCH Physical Layer category 20:

HS-PDSCH	Number of processes	6, (alt. 8)
	Process memory size	Split equally among all processes
	Max Data Rate	3.2Mbps

UE HS-DSCH Physical Layer category 21:

HS-PDSCH	Number of processes	8
	Process memory size	Split equally among all processes
	Max Data Rate	3.2Mbps

UE HS-DSCH Physical Layer category 22:

HS-PDSCH	Number of processes	4, (alt. 8)
	Process memory size	Split equally among all processes
	Max Data Rate	4.2 Mbps, (alt. 2.1 Mbps)

UE HS-DSCH Physical Layer category 23:

HS-PDSCH	Number of processes	6, (alt. 8)
	Process memory size	Split equally among all processes
	Max Data Rate	4.2Mbps

UE HS-DSCH Physical Layer category 24:

HS-PDSCH	Number of processes	8
	Process memory size	Split equally among all processes
	Max Data Rate	4.2Mbps

6.11.5.4.6.2 Interactive or background / UL:16 DL: [max bit rate depending on UE category] / PS RAB + UL:3.4 DL:3.4 kbps SRBs for DCCH (REL-5)

6.11.5.4.6.2.1 Uplink

See clause 6.11.5.4.1.23b.1.

6.11.5.4.6.2.2 Downlink

See clause 6.11.5.4.6.1.2.

6.11.5.4.6.2a Interactive or background / UL:16(multiframe) DL: [max bit rate depending on UE category] / PS RAB + UL:3.4 DL:3.4 kbps SRBs for DCCH(multiframe) (REL-5)

6.11.5.4.6.2a.1 Uplink

6.11.5.4.6.2a.1.1 Transport channel parameters

6.11.5.4.6.2a.1.1.1 Transport channel parameters for Interactive or background / UL:16 kbps / PS RAB(multiframe)

Higher layer	RAB/Signalling RB	RAB	
RLC	Logical channel type	DTCH	
	RLC mode	AM	
	Payload sizes, bit	320 (alt. 128)	
	Max data rate, bps	16 000	
	AMD PDU header, bit	16	
MAC	MAC header, bit	0	
	MAC multiplexing	N/A	
Layer 1	TrCH type	DCH	
	TB sizes, bit	336 (alt. 144)	
	TFS	TF0, bits	0x336 (alt. 0x144)
		TF1, bits	1x336 (alt. 1x144)
		TF2, bits	2x336 (alt. 3x144)
		TF3, bits	3x336 (alt. 7x144)
		TF4, bits	4x336 (alt. 10x144)
	TTI, ms	20	
	Coding type	TC	
	CRC, bit	16	
	Max number of bits/TTI after channel coding	4 236 (alt. 4 812)	
	Max number of bits/radio frame before rate matching	2 118 (alt. 2 406)	
	RM attribute	130 to 170	

6.11.5.4.6.2a.1.1.2 Transport channel parameters for UL:3.4 kbps SRBs for DCCH(multiframe)

See clause 6.11.5.4.1.2a.1.1.1.

6.11.5.4.6.2a.1.1.3 TFCS

See clause 6.10.2.4.1.26.1.1.3.

6.11.5.4.6.2a.1.2 Physical channel parameters

DPCH Uplink	Physical 1	Physical 2
Modulation	QPSK	QPSK
Codes and time slots / radio frame	SF2 x 1 code x 2 time slots	SF1 x 1 code x 2 time slots
Max. Number of data bits/radio frame	1 384 bits	2 792 bits
TFCI code word / radio frame	16 bits	16 bits
TPC / radio frame	2x2 bits	2x2 bits
SS / radio frame	2x2 bits	2x2 bits
Repetition period	4	8
Repetition length	1	2
Puncturing limit	0.48 (alt. 0.40)	0.96 (alt. 0.84)

6.11.5.4.6.2a.2 Downlink

See clause 6.11.5.4.6.1a.2.

6.11.5.4.6.3 Interactive or background / UL:32 DL: [max bit rate depending on UE category] / PS RAB + UL:3.4 DL:3.4 kbps SRBs for DCCH (REL-5)

6.11.5.4.6.3.1 Uplink

See clause 6.10.3.4.1.23c.1.

6.11.5.4.6.3.2 Downlink

See clause 6.11.5.4.6.1.2.

6.11.5.4.6.3a Interactive or background / UL:32(multiframe) DL: [max bit rate depending on UE category] / PS RAB +UL:3.4 DL:3.4 kbps SRBs for DCCH(multiframe) (REL-5)

6.11.5.4.6.3a.1 Uplink

6.11.5.4.6.3a.1.1 Transport channel parameters

6.11.5.4.6.3a.1.1.1 Transport channel parameters for Interactive or background / UL:32 kbps / PS RAB(multiframe)

Higher layer	RAB/Signalling RB	RAB	
RLC	Logical channel type	DTCH	
	RLC mode	AM	
	Payload sizes, bit	320 (alt. 128)	
	Max data rate, bps	32 000	
	AMD PDU header, bit	16	
MAC	MAC header, bit	0	
	MAC multiplexing	N/A	
Layer 1	TrCH type	DCH	
	TB sizes, bit	336 (alt. 144)	
	TFS	TF0, bits	0x336 (alt. 0x144)
		TF1, bits	1x336 (alt. 1x144)
		TF2, bits	2x336 (alt. 7x144)
		TF3, bits	4x336 (alt. 14x144)
		TF4, bits	8x336 (alt. 20x144)
	TTI, ms	20	
Coding type	TC		
CRC, bit	16		

	Max number of bits/TTI after channel coding	8 460 (alt. 9 612)
	Max number of bits/radio frame before rate matching	4 230 (alt. 4 806)
	RM attribute	120 to 160

6.11.5.4.6.3a.1.1.2 Transport channel parameters for UL:3.4 kbps SRBs for DCCH(multiframe)

See clause 6.11.5.4.1.2a.1.1.1.

6.11.5.4.6.3a.1.1.3 TFCS

See clause 6.10.2.4.1.28.1.1.3.

6.11.5.4.6.3a.1.2 Physical channel parameters

DPCH Uplink	Modulation	QPSK
	Codes and time slots / radio frame	SF1 x 1 codes x 2 time slots
	Max. Number of data bits/radio frame	2 792 bits
	TFCI code word / radio frame	16 bits
	TPC / radio frame	2x2 bits
	SS / radio frame	2x2 bits
	Repetition period	8
	Repetition length	2
	Puncturing limit	0.56 (alt. (0.48))

6.11.5.4.6.3a.2 Downlink

See clause 6.11.5.4.6.1a.2.

6.11.5.4.6.4 Interactive or background / UL:64 DL: [max bit rate depending on UE category] / PS RAB + UL:3.4 DL:3.4 kbps SRBs for DCCH (REL-5)

6.11.5.4.6.4.1 Uplink

See clause 6.11.5.4.1.26.1.

6.11.5.4.6.4.2 Downlink

See clause 6.11.5.4.6.1.2.

6.11.5.4.6.5 Interactive or background / UL:128 DL: [max bit rate depending on UE category] / PS RAB + UL:3.4 DL:3.4 kbps SRBs for DCCH (REL-5)

6.11.5.4.6.5.1 Uplink

See clause 6.11.5.4.1.28.1.

6.11.5.4.6.5.2 Downlink

See clause 6.11.5.4.6.1.2.

6.11.5.4.6.6 Conversational / speech / UL:12.2 DL:12.2 kbps / CS RAB + Interactive or background / UL:32 DL:[Bit rate depending on the UE category] / PS RAB + UL:3.4 DL:3.4 kbps SRBs for DCCH (REL-5)

6.11.5.4.6.6.1 Uplink

See clause 6.11.5.4.1.38c.1.

6.11.5.4.6.6.2 Downlink

6.11.5.4.6.6.2.1 Transport channel parameters

6.11.5.4.6.6.2.1.1 Transport channel parameters for HS-DSCH

See clause 6.11.5.4.6.1.2.1.1.

- 6.11.5.4.6.6.2.1.2 Transport channel parameters for DCH
- 6.11.5.4.6.6.2.1.2.1 Transport channel parameters for Conversational / speech / DL:12.2 kbps / CS RAB
See clause 6.10.2.4.1.4.2.1.1.
- 6.11.5.4.6.6.2.1.2.2 Transport channel parameters for DL: 3.4 kbps SRBs for DCCH
See clause 6.10.2.4.1.2.2.1.1.
- 6.11.5.4.6.6.2.1.2.3 TFCS
See clause 6.10.2.4.1.4.2.1.3.
- 6.11.5.4.6.6.2.2 Physical channel parameters
- 6.11.5.4.6.6.2.2.1 Physical channel parameters on DPCH
See clause 6.10.2.4.1.4.2.2.
- 6.11.5.4.6.6.2.2.2 Physical channel parameters on HS-PDSCH
See clause 6.11.5.4.6.1.2.2.2.
- 6.11.5.4.6.7 Conversational / speech / UL:12.2 DL:12.2 kbps / CS RAB + Interactive or background / UL:64 DL:[Bit rate depending on the UE category] / PS RAB + UL:3.4 DL:3.4 kbps SRBs for DCCH (REL-5)
- 6.11.5.4.6.7.1 Uplink
See clause 6.11.5.4.1.40.1.
- 6.11.5.4.6.7.2 Downlink
See clause 6.11.5.4.6.6.2.
- 6.11.5.4.6.8 Conversational / unknown / UL:64 DL:64 kbps / CS RAB + Interactive or background / UL:64 DL:[Bit rate depending on the UE category] / PS RAB + UL:3.4 DL:3.4 kbps SRBs for DCCH (REL-5)
- 6.11.5.4.6.8.1 Uplink
See clause 6.11.5.4.1.51.1.
- 6.11.5.4.6.8.2 Downlink
- 6.11.5.4.6.8.2.1 Transport channel parameters
- 6.11.5.4.6.8.2.1.1 Transport channel parameters for HS-DSCH
See clause 6.11.5.4.6.1.2.1.1.
- 6.11.5.4.6.8.2.1.2 Transport channel parameters for DCH
- 6.11.5.4.6.8.2.1.2.1 Transport channel parameters for Conversational / unknown / DL:64 kbps / CS RAB
See clause 6.10.3.4.1.13.2.1.1.
- 6.11.5.4.6.8.2.1.2.2 Transport channel parameters for DL: 3.4 kbps SRBs for DCCH
See clause 6.10.2.4.1.2.2.1.1.
- 6.11.5.4.6.8.2.1.2.3 TFCS
See clause 6.10.3.4.1.13.2.1.3.
- 6.11.5.4.6.8.2.2 Physical channel parameters
- 6.11.5.4.6.8.2.2.1 Physical channel parameters on DPCH

See clause 6.11.5.4.1.13.2.2.

6.11.5.4.6.8.2.2.2 Physical channel parameters on HS-PDSCH

See clause 6.11.5.4.6.1.2.2.2.

6.11.5.4.6.9 Interactive or background / UL:64 DL: [bit rate depending on UE category] / PS RAB +
Interactive or background / UL:64 DL: [bit rate depending on UE category] / PS
RAB+UL:3.4 DL:3.4 kbps SRBs for DCCH

6.11.5.4.6.9.1 Uplink

See clause 6.11.5.4.1.57.1.

6.11.5.4.6.9.2 Downlink

6.11.5.4.6.9.2.1 Transport channel parameters

6.11.5.4.6.9.2.1.1 Transport channel parameters for HS-DSCH

6.11.5.4.6.9.2.1.1.1 MAC-d flow parameters for Interactive or background / DL: [max bit rate depending on
UE category] / PS RAB

See clause 6.11.5.4.6.1.2.1.1.1.

6.11.5.4.6.9.2.1.1.2 MAC-d flow parameters for Interactive or background / DL: [max bit rate depending on
UE category] / PS RAB

See clause 6.11.5.4.6.1.2.1.1.1.

6.11.5.4.6.9.2.1.2 Transport channel parameters for DCH

6.11.5.4.6.9.2.1.2.1 Transport channel parameters for DL: 3.4 kbps SRBs for DCCH

See clause 6.10.3.4.1.2.2.1.1.

6.11.5.4.6.9.2.1.2.2 TFCS

See clause 6.10.3.4.1.2.2.1.2.

6.11.5.4.6.9.2.2 Physical channel parameters

6.11.5.4.6.9.2.2.1 Physical channel parameters on DPCH

See clause 6.11.5.4.1.2.2.2.

6.11.5.4.6.9.2.2.2 Physical channel parameters on HS-PDSCH

See clause 6.11.5.4.6.1.2.2.2.

6.11.5.4.6.10 Conversational/Speech/UL:12.2 DL:12.2kbps/CS RAB + interactive or Background /
UL:64 kbps DL: [bit rate depending on UE category]/PS RAB + interactive or
Background / UL:64 kbps DL: [bit rate depending on UE category]/PS RAB + UL:3.4
DL 3.4 kbps SRB for DCCH

6.11.5.4.6.10.1 Uplink

See clause 6.11.5.4.1.38d.

6.11.5.4.6.10.2 Downlink

6.11.5.4.6.10.2.1 Transport channel parameters

6.11.5.4.6.10.2.1.1 Transport channel parameters for HS-DSCH

6.11.5.4.6.10.2.1.1.1 MAC-d flow parameters for Interactive or background / DL: [max bit rate depending on
UE category] / PS RAB

See clause 6.11.5.4.6.1.2.1.1.1.

6.11.5.4.6.10.2.1.1.2 MAC-d flow parameters for Interactive or background / DL: [max bit rate depending on UE category] / PS RAB

See clause 6.11.5.4.6.1.2.1.1.1.

6.11.5.4.6.10.2.1.2 Transport channel parameters for DCH

6.11.5.4.6.10.2.1.2.1 Transport channel parameters for Conversational / speech / DL:12.2 kbps / CS RAB

See clause 6.10.3.4.1.4.2.1.1.

6.11.5.4.6.10.2.1.2.1 Transport channel parameters for DL: 3.4 kbps SRBs for DCCH

See clause 6.10.3.4.1.2.2.1.1.

6.11.5.4.6.10.2.1.2.2 TFCS

See clause 6.10.3.4.1.2.2.1.2.

6.11.5.4.6.10.2.2 Physical channel parameters

6.11.5.4.6.10.2.2.1 Physical channel parameters on DPCH

See clause 6.11.5.4.1.4.2.2.

6.11.5.4.6.10.2.2.2 Physical channel parameters on HS-PDSCH

See clause 6.11.5.4.6.1.2.2.2.

6.11.5.4.6.11 Streaming/ UL:32 DL:[Rate depending on UE category]/ PS RAB + interactive or Background/ UL:8 kbps DL:[Rate depending on UE category]/ PS RAB + UL:3.4 DL 3.4 kbps SRB for DCCH

6.11.5.4.6.11.1 Uplink

6.11.5.4.6.11.1.1 Transport channel parameters

6.11.5.4.6.11.1.1.1 Transport channel parameters for Streaming/ UL:32 kbps / PS RAB + UL:8 kbps / PS RAB + UL:3.4 kbps SRBs for DCCH

Higher layer	RAB/Signalling RB	RAB	RAB	
RLC	Logical channel type	DTCH	DTCH	
	RLC mode	AM	AM	
	Payload sizes, bit	320 (alt. 128)	320 (alt.128)	
	Max data rate, bps	8 000	32 000	
	AMD PDU header, bit	16	16	
MAC	MAC header, bit	0	0	
	MAC multiplexing	N/A	N/A	
Layer 1	TrCH type	DCH	DCH	
	TB sizes, bit	336	336(alt. 144)	
	TFS	TF0, bits	0x336	0x336(alt. 0x144)
		TF1, bits	1x336	1x336(alt. 1x144)
		TF2, bits	2x336	N/A(alt. 5x144)
	TTI, ms	20	40(alt. 80)	
	Coding type	TC	TC	
	CRC, bit	16	16	
	Max number of bits/TTI after channel coding	2124	1068(alt. 2412)	
	Max number of bits/radio frame before rate matching	1062	267(alt. 302)	
RM attribute	135 to 175	135 to 175		

6.11.5.4.6.11.1.1.2 Transport channel parameters for UL:3.4 kbps SRBs for DCCH

See clause 6.10.3.4.1.2.1.1.1.

6.11.5.4.6.11.1.1.3 TFCS

TFCS size	12 (alt. 18)
TFCS	(32kbps RAB, 8kbps RAB, DCCH)= (TF0, TF0, TF0), (TF1, TF0, TF0), (TF2, TF0, TF0), (TF0, TF1, TF0), (TF1, TF1, TF0), (TF2, TF1, TF0), (TF0, TF0, TF1), (TF1, TF0, TF1), (TF2, TF0, TF1), (TF0, TF1, TF1), (TF1, TF1, TF1), (TF2, TF1, TF1), (alt. (TF0, TF0, TF0), (TF1, TF0, TF0), (TF2, TF0, TF0), (TF0, TF1, TF0), (TF1, TF1, TF0), (TF2, TF1, TF0), (TF0, TF2, TF0), (TF1, TF2, TF0), (TF2, TF2, TF0), (TF0, TF0, TF1), (TF1, TF0, TF1), (TF2, TF0, TF1), (TF0, TF1, TF1), (TF1, TF1, TF1), (TF2, TF1, TF1), (TF0, TF2, TF1), (TF1, TF2, TF1), (TF2, TF2, TF1))
NOTE:	In case TB size zero is configured for any transport channel the first TFC is required; it is optional otherwise.

6.11.5.4.6.11.1.2 Physical channel parameters

DPCH Uplink	Modulation	QPSK
	Codes and time slots / radio frame	SF4 x 1 code x 2 timeslots +SF8 x 1 code x 2 timeslot
	Max. Number of data bits / radio frame	1032 bits
	TFCI code word / radio frame	16 bits
	TPC / radio frame	2x2 bits
	SS / radio frame	2x2 bits
	Puncturing Limit	0.68

6.11.5.4.6.11.2 Downlink

See clause 6.11.5.4.6.9.2.

6.11.5.4.6.12 Streaming/ UL:16 DL:[Rate depending on UE category]/ PS RAB + interactive or Background/ UL:8 kbps DL:[Rate depending on UE category]/ PS RAB + UL:3.4 DL 3.4 kbps SRB for DCCH

6.11.5.4.6.12.1 Uplink

See clause 6.11.5.4.1.58.1.

6.11.5.4.6.12.2 Downlink

See clause 6.11.5.4.6.9.2.

6.11.5.4.6.13 Conversational / speech / UL:12.2 DL:12.2 kbps / CS RAB + interactive or Background/ UL:384 kbps DL:[Rate depending on UE category]/ PS RAB + UL:3.4 DL 3.4 kbps SRB for DCCH

6.11.5.4.6.13.1 Uplink

6.11.5.4.6.13.1.1 Transport channel parameters

6.11.5.4.6.13.1.1.1 Transport channel parameters for Conversational / speech / UL:12.2 kbps / CS RAB

See clause 6.10.3.4.1.4.1.1.1.

6.11.5.4.6.13.1.1.2 Transport channel parameters for Interactive or background / UL:384 kbps / PS RAB

See clause 6.10.3.4.1.34.1.1.1.

6.11.5.4.6.13.1.1.3 Transport channel parameters for UL:3.4 kbps SRBs for DCCH

See clause 6.10.3.4.1.2.1.1.1.

6.11.5.4.6.13.1.1.4 TFCS

TFCS size	36 (alt. 54)
TFCS	(RAB subflow#1, RAB subflow#2, RAB subflow#3, 384 kbps RAB , DCCH)= (TF0, TF0, TF0, TF0, TF0), (TF1, TF0, TF0, TF0, TF0), (TF2, TF1, TF1, TF0, TF0), (TF0, TF0, TF0, TF1, TF0), (TF1, TF0, TF0, TF1, TF0), (TF2, TF1, TF1, TF1, TF0),

	(TF0, TF0, TF0, TF2, TF0), (TF1, TF0, TF0, TF2, TF0), (TF2, TF1, TF1, TF2, TF0), (TF0, TF0, TF0, TF3, TF0), (TF1, TF0, TF0, TF3, TF0), (TF2, TF1, TF1, TF3, TF0), (TF0, TF0, TF0, TF4, TF0), (TF1, TF0, TF0, TF4, TF0), (TF2, TF1, TF1, TF4, TF0), (TF0, TF0, TF0, TF5, TF0), (TF1, TF0, TF0, TF5, TF0), (TF2, TF1, TF1, TF5, TF0), (TF0, TF0, TF0, TF1, TF1), (TF1, TF0, TF0, TF0, TF1), (TF2, TF1, TF1, TF0, TF1), (TF0, TF0, TF0, TF1, TF1), (TF1, TF0, TF0, TF1, TF1), (TF2, TF1, TF1, TF1, TF1), (TF0, TF0, TF0, TF2, TF1), (TF1, TF0, TF0, TF2, TF1), (TF2, TF1, TF1, TF2, TF1), (TF0, TF0, TF0, TF3, TF1), (TF1, TF0, TF0, TF3, TF1), (TF2, TF1, TF1, TF3, TF1), (TF0, TF0, TF0, TF4, TF1), (TF1, TF0, TF0, TF4, TF1), (TF2, TF1, TF1, TF4, TF1), (TF0, TF0, TF0, TF5, TF1), (TF1, TF0, TF0, TF5, TF1), (TF2, TF1, TF1, TF5, TF1) (alt. (TF0, TF0, TF0, TF0, TF0), (TF1, TF0, TF0, TF0, TF0), (TF2, TF1, TF1, TF0, TF0), (TF0, TF0, TF0, TF1, TF0), (TF1, TF0, TF0, TF1, TF0), (TF2, TF1, TF1, TF1, TF0), (TF0, TF0, TF0, TF2, TF0), (TF1, TF0, TF0, TF2, TF0), (TF2, TF1, TF1, TF2, TF0), (TF0, TF0, TF0, TF3, TF0), (TF1, TF0, TF0, TF3, TF0), (TF2, TF1, TF1, TF3, TF0), (TF0, TF0, TF0, TF4, TF0), (TF1, TF0, TF0, TF4, TF0), (TF2, TF1, TF1, TF4, TF0), (TF0, TF0, TF0, TF5, TF0), (TF1, TF0, TF0, TF5, TF0), (TF2, TF1, TF1, TF5, TF0), (TF0, TF0, TF0, TF6, TF0), (TF1, TF0, TF0, TF6, TF0), (TF2, TF1, TF1, TF6, TF0), (TF0, TF0, TF0, TF7, TF0), (TF1, TF0, TF0, TF7, TF0), (TF2, TF1, TF1, TF7, TF0), (TF0, TF0, TF0, TF8, TF0), (TF1, TF0, TF0, TF8, TF0), (TF2, TF1, TF1, TF8, TF0), (TF0, TF0, TF0, TF0, TF1), (TF1, TF0, TF0, TF0, TF1), (TF2, TF1, TF1, TF0, TF1), (TF0, TF0, TF0, TF1, TF1), (TF1, TF0, TF0, TF1, TF1), (TF2, TF1, TF1, TF1, TF1), (TF0, TF0, TF0, TF2, TF1), (TF1, TF0, TF0, TF2, TF1), (TF2, TF1, TF1, TF2, TF1), (TF0, TF0, TF0, TF3, TF1), (TF1, TF0, TF0, TF3, TF1), (TF2, TF1, TF1, TF3, TF1), (TF0, TF0, TF0, TF4, TF1), (TF1, TF0, TF0, TF4, TF1), (TF2, TF1, TF1, TF4, TF1), (TF0, TF0, TF0, TF5, TF1), (TF1, TF0, TF0, TF5, TF1), (TF2, TF1, TF1, TF5, TF1), (TF0, TF0, TF0, TF6, TF1), (TF1, TF0, TF0, TF6, TF1), (TF2, TF1, TF1, TF6, TF1), (TF0, TF0, TF0, TF7, TF1), (TF1, TF0, TF0, TF7, TF1), (TF2, TF1, TF1, TF7, TF1), (TF0, TF0, TF0, TF8, TF1), (TF1, TF0, TF0, TF8, TF1), (TF2, TF1, TF1, TF8, TF1))
--	---

6.11.5.4.6.13.1.2 Physical channel parameters

DPCH Uplink	Modulation	QPSK
	Codes and time slots / frame	SF1 x 1 code x 6 time slots+ SF8 x 1 code x 2 time slots
	Max. Number of data bits / radio frame	8776 bits
	TFCl code word / radio frame	16 bits
	TPC / radio frame	2x2 bits
	SS / radio frame	2x2 bits
	Puncturing Limit	0.64

6.11.5.4.6.13.2 Downlink

See clause 6.11.5.4.6.6.2.

6.11.5.4.6.14 Conversational / speech / UL:12.2 DL:12.2 kbps / CS RAB + Streaming/ UL:16 kbps
DL:[Rate depending on UE category]/ PS RAB + interactive or Background/ UL:8 kbps
DL:[Rate depending on UE category]/ PS RAB + UL:3.4 DL 3.4 kbps SRB for DCCH

6.11.5.4.6.14.1 Uplink

See clause 6.11.5.4.1.67.1.

6.11.5.4.6.14.2 Downlink

See clause 6.11.5.4.6.10.2.

6.11.5.4.6.15 Conversational / speech / UL:12.2 DL:12.2 kbps / CS RAB + Streaming/ UL:32 kbps
DL:[Rate depending on UE category]/ PS RAB + interactive or Background/ UL:8 kbps
DL:[Rate depending on UE category]/ PS RAB + UL:3.4 DL 3.4 kbps SRB for DCCH

6.11.5.4.6.15.1 Uplink

6.11.5.4.6.15.1.1 Transport channel parameters

6.11.5.4.6.15.1.1.1 Transport channel parameters for Conversational / speech / UL:12.2 kbps / CS RAB

See clause 6.10.3.4.1.4.1.1.1.

6.11.5.4.6.15.1.1.2 Transport channel parameters for Streaming / unknown / UL:32 kbps / PS RAB

See clause 6.10.3.4.1.23.1.1.1.

6.11.5.4.6.15.1.1.3 Transport channel parameters for Interactive or background / UL:8 kbps / PS RAB

See clause 6.10.3.4.1.23a.1.1.1.

6.11.5.4.6.15.1.1.4 Transport channel parameters for UL:3.4 kbps SRBs for DCCH

See clause 6.10.3.4.1.2.1.1.1.

6.11.5.4.6.15.1.1.5 TFCS

TFCS size	36
TFCS	(RAB subflow#1, RAB subflow#2, RAB subflow#3, 32 kbps RAB, 8 kbps RAB, DCCH)= (TF0,TF0,TF0,TF0,TF0,TF0), (TF1,TF0,TF0,TF0,TF0,TF0),(TF2,TF1,TF1,TF0,TF0,TF0), (TF0,TF0,TF0,TF1,TF0,TF0), (TF1,TF0,TF0,TF1,TF0,TF0),(TF2,TF1,TF1,TF1,TF0,TF0), (TF0,TF0,TF0,TF2,TF0,TF0), (TF1,TF0,TF0,TF2,TF0,TF0),(TF2,TF1,TF1,TF2,TF0,TF0), (TF0,TF0,TF0,TF0,TF1,TF0), (TF1,TF0,TF0,TF0,TF1,TF0),(TF2,TF1,TF1,TF0,TF1,TF0), (TF0,TF0,TF0,TF1,TF1,TF0), (TF1,TF0,TF0,TF1,TF1,TF0),(TF2,TF1,TF1,TF1,TF1,TF0), (TF0,TF0,TF0,TF2,TF1,TF0), (TF1,TF0,TF0,TF2,TF1,TF0),(TF2,TF1,TF1,TF2,TF1,TF0), (TF0,TF0,TF0,TF0,TF0,TF1), (TF1,TF0,TF0,TF0,TF0,TF1),(TF2,TF1,TF1,TF0,TF0,TF1), (TF0,TF0,TF0,TF1,TF0,TF1), (TF1,TF0,TF0,TF1,TF0,TF1),(TF2,TF1,TF1,TF1,TF0,TF1), (TF0,TF0,TF0,TF2,TF0,TF1), (TF1,TF0,TF0,TF2,TF0,TF1),(TF2,TF1,TF1,TF2,TF0,TF1), (TF0,TF0,TF0,TF0,TF1,TF1), (TF1,TF0,TF0,TF0,TF1,TF1),(TF2,TF1,TF1,TF0,TF1,TF1), (TF0,TF0,TF0,TF1,TF1,TF1), (TF1,TF0,TF0,TF1,TF1,TF1),(TF2,TF1,TF1,TF1,TF1,TF1), (TF0,TF0,TF0,TF2,TF1,TF1), (TF1,TF0,TF0,TF2,TF1,TF1),(TF2,TF1,TF1,TF2,TF1,TF1)

6.11.5.4.6.15.1.2 Physical channel parameters

DPCH Uplink	Modulation	QPSK
	Codes and time slots / frame	SF2 x 1 code x 2 time slots
	Max. Number of data bits / radio frame	1384 bits
	TFCI code word / radio frame	16 bits
	TPC / radio frame	2x2 bits
	SS / radio frame	2x2 bits
	Puncturing Limit	0.56

6.11.5.4.6.15.2 Downlink

See clause 6.11.5.4.6.10.2.

6.11.5.4.6.16 Conversational / speech / UL:12.2 DL:12.2 kbps / CS RAB + Streaming/ UL:64 kbps DL:[Rate depending on UE category]/ PS RAB + interactive or Background/ UL:8 kbps DL:[Rate depending on UE category]/ PS RAB + UL:3.4 DL 3.4 kbps SRB for DCCH

6.11.5.4.6.16.1 Uplink

6.11.5.4.6.16.1.1 Transport channel parameters

6.11.5.4.6.16.1.1.1 Transport channel parameters for Conversational / speech / UL:12.2 kbps / CS RAB

See clause 6.10.3.4.1.4.1.1.1.

6.11.5.4.6.16.1.1.2 Transport channel parameters for Streaming / unknown / UL:64 kbps / PS RAB

See clause 6.10.3.4.1.26.1.1.1.

6.11.5.4.6.16.1.1.3 Transport channel parameters for Interactive or background / UL:8 kbps / PS RAB

See clause 6.10.3.4.1.23a.1.1.1.

6.11.5.4.6.16.1.1.4 Transport channel parameters for UL:3.4 kbps SRBs for DCCH

See clause 6.10.3.4.1.2.1.1.1.

6.11.5.4.6.16.1.1.5 TFCS

TFCS size	60
TFCS	(RAB subflow#1, RAB subflow#2, RAB subflow#3, 64 kbps RAB, 8 kbps RAB, DCCH)= (TF0, TF0, TF0, TF0, TF0, TF0), (TF1, TF0, TF0, TF0, TF0, TF0), (TF2, TF1, TF1, TF0, TF0, TF0), (TF0, TF0, TF0, TF1, TF0, TF0), (TF1, TF0, TF0, TF1, TF0, TF0), (TF2, TF1, TF1, TF1, TF0, TF0), (TF0, TF0, TF0, TF2, TF0, TF0), (TF1, TF0, TF0, TF2, TF0, TF0), (TF2, TF1, TF1, TF2, TF0, TF0), (TF0, TF0, TF0, TF3, TF0, TF0), (TF1, TF0, TF0, TF3, TF0, TF0), (TF2, TF1, TF1, TF3, TF0, TF0), (TF0, TF0, TF0, TF4, TF0, TF0), (TF1, TF0, TF0, TF4, TF0, TF0), (TF2, TF1, TF1, TF4, TF0, TF0), (TF0, TF0, TF0, TF0, TF1, TF0), (TF1, TF0, TF0, TF0, TF1, TF0), (TF2, TF1, TF1, TF0, TF1, TF0), (TF0, TF0, TF0, TF1, TF1, TF0), (TF1, TF0, TF0, TF1, TF1, TF0), (TF2, TF1, TF1, TF1, TF1, TF0), (TF0, TF0, TF0, TF2, TF1, TF0), (TF1, TF0, TF0, TF2, TF1, TF0), (TF2, TF1, TF1, TF2, TF1, TF0), (TF0, TF0, TF0, TF3, TF1, TF0), (TF1, TF0, TF0, TF3, TF1, TF0), (TF2, TF1, TF1, TF3, TF1, TF0), (TF0, TF0, TF0, TF4, TF1, TF0), (TF1, TF0, TF0, TF4, TF1, TF0), (TF2, TF1, TF1, TF4, TF1, TF0), (TF0, TF0, TF0, TF0, TF0, TF1), (TF1, TF0, TF0, TF0, TF0, TF1), (TF2, TF1, TF1, TF0, TF0, TF1), (TF0, TF0, TF0, TF1, TF0, TF1), (TF1, TF0, TF0, TF1, TF0, TF1), (TF2, TF1, TF1, TF1, TF0, TF1), (TF0, TF0, TF0, TF2, TF0, TF1), (TF1, TF0, TF0, TF2, TF0, TF1), (TF2, TF1, TF1, TF2, TF0, TF1), (TF0, TF0, TF0, TF3, TF0, TF1), (TF1, TF0, TF0, TF3, TF0, TF1), (TF2, TF1, TF1, TF3, TF0, TF1), (TF0, TF0, TF0, TF4, TF0, TF1), (TF1, TF0, TF0, TF4, TF0, TF1), (TF2, TF1, TF1, TF4, TF0, TF1), (TF0, TF0, TF0, TF0, TF1, TF1), (TF1, TF0, TF0, TF0, TF1, TF1), (TF2, TF1, TF1, TF0, TF1, TF1), (TF0, TF0, TF0, TF1, TF1, TF1), (TF1, TF0, TF0, TF1, TF1, TF1), (TF2, TF1, TF1, TF1, TF1, TF1), (TF0, TF0, TF0, TF2, TF1, TF1), (TF1, TF0, TF0, TF2, TF1, TF1), (TF2, TF1, TF1, TF2, TF1, TF1), (TF0, TF0, TF0, TF3, TF1, TF1), (TF1, TF0, TF0, TF3, TF1, TF1), (TF2, TF1, TF1, TF3, TF1, TF1), (TF0, TF0, TF0, TF4, TF1, TF1), (TF1, TF0, TF0, TF4, TF1, TF1), (TF2, TF1, TF1, TF4, TF1, TF1)

6.11.5.4.6.16.1.2 Physical channel parameters

DPCH Uplink	Modulation	QPSK
	Codes and time slots / frame	SF2 x 1 code x 2 time slots+ SF4 x 1 code x 2 time slots
	Max. Number of data bits / radio frame	2028 bits
	TFCI code word / radio frame	16 bits
	TPC / radio frame	2x2 bits
	SS / radio frame	2x2 bits
	Puncturing Limit	0.52

6.11.5.4.6.16.2 Downlink

See clause 6.11.5.4.6.10.2.

6.11.5.4.6.17 Streaming/ UL:64 kbps DL:[Rate depending on UE category]/ PS RAB + interactive or Background/ UL:8 kbps DL:[Rate depending on UE category]/ PS RAB + UL:3.4 DL 3.4 kbps SRB for DCCH

6.11.5.4.6.17.1 Uplink

See clause 6.11.5.4.1.51a.1.

6.11.5.4.6.17.2 Downlink

See clause 6.11.5.4.6.9.2.

6.11.5.4.7 Combinations on HS-PDSCH and E-PUCH

6.11.5.4.7.1 Stand-alone UL: [max bit rate depending on UE category and TTI] DL:[max bit rate depending on UE category] SRBs for DCCH on E-DCH and HS-DSCH

6.11.5.4.7.1.1 Uplink

6.11.5.4.7.1.1.1 Transport channel parameters

6.11.5.4.7.1.1.1.1 Transport channel parameters for E-DCH

6.11.5.4.7.1.1.1.1 MAC-d flow parameters for Stand-alone UL: [max bit rate depending on UE category and TTI] SRBs for E-DCH

		Alt 1 Fixed RLC + MAC- e/es (Rel-7 and later) NOTE 1	Alt 2 Fixed RLC + MAC-i/is (Rel-8 and later releases) NOTE 1	Alt 3 Flexible RLC + MAC- i/is (Rel-8 and later releases) NOTE 1
Higher layer	RAB/Signalling RB	RAB		
RLC	Logical channel type	DTCH		
	RLC mode	AM		
	Payload sizes, bit	320	320	Flexible from 80 up to 12000 (NOTE 2)
	Max data rate, bps	Depends on UE category and TTI		
	AMD PDU header, bit	16		
MAC	MAC multiplexing	N/A	N/A	N/A
	MAC-d PDU size, bit	336	336	Flexible from 96 up to 12016
	MAC type	MAC-e/es	MAC-i/is	MAC-i/is
	MAC-e/es / MAC-i/is header fixed part, bit	18	24	24
Layer 1	TrCH type	E-DCH		
	TTI	5ms		
	Coding type	TC		
	CRC, bit	24		
NOTE 1: Alternative 1 with Fixed RLC + MAC-e/es is the default configuration. For test cases that use alternatives 2 (Fixed RLC + MAC-i/is) or 3 (Flexible RLC + MAC-i/is) then this shall be explicitly stated in the test case.				
NOTE 2: The Maximum RLC payload size for Flexible RLC is 12024 bits (1503 octets, ref: TS 25.322 clause 9.2.2.9). The maximum SDU size above PDCP layer is limited to 12000 bits (1500 octets limit in QoS parameter "Max SDU size", ref: TS 24.008 clause 10.5.6.5). As no PDCP header is used in this radio bearer configuration then the RLC payload size has been limited to 12000 bits.				

6.11.5.4.7.1.1.2 Physical channel parameters

6.11.5.4.7.1.1.2.1 Physical channel parameters on E-PUCH

Note that each alternative configuration in physical channel parameters is stand-alone and can be associated with any of the RAB alternatives in the transport channel parameters.

UE E-PUCH Physical Layer category 1(Rel-7 and later releases; QPSK):

E-PUCH	Number of processes	4
	TTI	5 ms
	Max Data Rate	0.5508 Mbps

UE E-PUCH Physical Layer category 2 (Rel-7 and later releases; QPSK):

E-PUCH	Number of processes	4
	TTI	5ms
	Max Data Rate	0.8324 Mbps

UE E-PUCH Physical Layer category 3 (Rel-7 and later releases; QPSK or 16QAM):

E-PUCH	Number of processes	4
	TTI	5 ms
	Max Data Rate	1.1064 Mbps

UE E-PUCH Physical Layer category 4 (Rel-7 and later releases; QPSK or 16QAM):

E-PUCH	Number of processes	4
	TTI	5 ms
	Max Data Rate	1.6696 Mbps

UE E-PUCH Physical Layer category 5 (Rel-7 and later releases; QPSK or 16QAM):

E-PUCH	Number of processes	4
	TTI	5 ms
	Max Data Rate	2.232 Mbps

UE E-PUCH Physical Layer category 6 (Rel-7 and later releases; QPSK or 16QAM):

E-PUCH	Number of processes	4
	TTI	5 ms
	Max Data Rate	2.232 Mbps

6.11.5.4.7.1.2 Downlink

6.11.5.4.7.1.2.1 Transport channel parameters

6.11.5.4.7.1.2.1.1 Transport channel parameters for HS-DSCH

6.11.5.4.7.1.2.1.1.1 MAC-d flow parameters for Stand-alone DL: [max bit rate depending on UE category] SRBs for HS-DSCH

		Alt 1 Fixed RLC + MAC-hs (Rel-5 and later releases) NOTE				Alt 2 Fixed RLC + MAC-ehs (Rel-8 and later releases) NOTE			
Higher layer	RAB/Signalling RB	SRB#1	SRB#2	SRB#3	SRB#4	SRB#1	SRB#2	SRB#3	SRB#4
RLC	Logical channel type	DCCH	DCCH	DCCH	DCCH	DCCH	DCCH	DCCH	DCCH
	RLC mode	UM	AM	AM	AM	UM	AM	AM	AM
	Payload sizes, bit	136	128	128	128	136	128	128	128
	Max data rate, bps	Depends on UE category and TTI							
	AMD PDU header, bit	8	16	16	16	8	16	16	16
MAC	MAC-d header, bit	4	4	4	4	4	4	4	4
	MAC multiplexing	4 logical channel multiplexing				4 logical channel multiplexing			
	MAC-d PDU size, bit	148				148			
	MAC type	MAC-hs				MAC-ehs			
	MAC-hs / MAC-ehs header fixed part, bit	18				24			
Layer 1	TrCH type	HS-DCH				HS-DCH			
	TTI	5ms				5ms			
	Coding type	TC				TC			
	CRC, bit	24				24			
NOTE : Alternative 1 with Fixed RLC + MAC-e/es is the default configuration. For test cases that use alternatives 2 (Fixed RLC + MAC-i/is) then this shall be explicitly stated in the test case.									

6.11.5.4.7.1.2.2 Physical channel parameters

6.11.5.4.7.1.2.2.1 Physical channel parameters on HS-PDSCH.

See clause 6.11.5.4.6.1.2.2.2.

6.11.5.4.7.2 Streaming or interactive or background / UL: [max bit rate depending on UE category and TTI] DL: [max bit rate depending on UE category] / PS RAB + UL:3.4 DL:3.4 kbps SRBs for DCCH on DCH

6.11.5.4.7.2.1 Uplink

- 6.11.5.4.7.2.1.1 Transport channel parameters
- 6.11.5.4.7.2.1.1.1 Transport channel parameters for E-DCH
- 6.11.5.4.7.2.1.1.1.1 MAC-d flow parameters for Streaming or interactive or background / UL: [max bit rate depending on UE category and TTI] / PS RAB
- See clause 6.11.5.4.7.1.1.1.1.1.
- 6.11.5.4.7.2.1.1.2 Transport channel parameters for DCH
- 6.11.5.4.7.2.1.1.2.1 Transport channel parameters for UL:3.4 kbps SRBs for DCCH
- See clause 6.11.5.4.1.2.1.1.1.
- 6.11.5.4.7.2.1.2 Physical channel parameters
- 6.11.5.4.7.2.1.2.1 Physical channel parameters on E-PUCH
- See clause 6.11.5.4.7.1.1.2.1.
- 6.11.5.4.7.2.1.2.2 Physical channel parameters for DPCH
- See clause 6.11.5.4.1.2.1.2
- 6.11.5.4.7.2.2 Downlink
- See clause 6.11.5.4.6.1.2.
- 6.11.5.4.7.3 Streaming or interactive or background / UL: [max bit rate depending on UE category and TTI] DL: [max bit rate depending on UE category] / PS RAB + UL:[max bit rate depending on UE category and TTI] DL:3.4 kbps SRBs for DCCH on E-DCH and DL DCH
- 6.11.5.4.7.3.1 Uplink
- 6.11.5.4.7.3.1.1 Transport channel parameters
- 6.11.5.4.7.3.1.1.1 Transport channel parameters for E-DCH
- 6.11.5.4.7.3.1.1.1.1 MAC-d flow#1 parameters for Streaming or interactive or background / UL: [max bit rate depending on UE category and TTI] / PS RAB
- See clause 6.11.5.4.7.1.1.1.1.1.
- 6.11.5.4.7.3.1.1.1.2 MAC-d flow#2 parameters for UL: [max bit rate depending on UE category and TTI] SRBs for E-DCH

		Alt 1 Fixed RLC + MAC-e/es (Rel-6 and later releases) NOTE				Alt 2 Fixed RLC + MAC-i/is (Rel-8 and later releases) NOTE			
Higher layer	RAB/Signalling RB	SRB#1	SRB#2	SRB#3	SRB#4	SRB#1	SRB#2	SRB#3	SRB#4
RLC	Logical channel type	DCCH	DCCH	DCCH	DCCH	DCCH	DCCH	DCCH	DCCH
	RLC mode	UM	AM	AM	AM	UM	AM	AM	AM
	Payload sizes, bit	136	128	128	128	136	128	128	128
	Max data rate, bps	Depends on UE category and TTI							
	AMD PDU header, bit	8	16	16	16	8	16	16	16
MAC	MAC-es multiplexing	4 logical channel multiplexing				4 logical channel multiplexing			
	MAC-d PDU size, bit	144				144			
	MAC type	MAC-e/es				MAC-i/is			
	MAC-e/es / MAC-i/is header fixed part, bit	18				24			
Layer 1	TrCH type	E-DCH				E-DCH			
	TTI	5ms				5ms			
	Coding type	TC				TC			
	CRC, bit	24				24			

NOTE : Alternative 1 with Fixed RLC + MAC-e/es is the default configuration. For test cases that use alternatives 2 (Fixed RLC + MAC-i/is) then this shall be explicitly stated in the test case.

6.11.5.4.7.3.1.2 Physical channel parameters

6.11.5.4.7.3.1.2.1 Physical channel parameters on E-PUCH

See clause 6.11.5.4.7.1.1.2.1.

6.11.5.4.7.3.2 Downlink

See clause 6.11.5.4.6.1.2.

6.11.5.4.7.4 Streaming or interactive or background / UL: [max bit rate depending on UE category and TTI] DL: [max bit rate depending on UE category] / PS RAB + UL: [max bit rate depending on UE category and TTI] DL: [max bit rate depending on UE category] SRBs for DCCH on E-DCH and HS-DSCH

6.11.5.4.7.4.1 Uplink

See clause 6.11.5.4.7.1.1.

6.11.5.4.7.4.1.2 Physical channel parameters

6.11.5.4.7.4.1.2.1 Physical channel parameters on E-PUCH

See clause 6.11.5.4.7.1.1.2.1.

6.11.5.4.7.4.2 Downlink

6.11.5.4.7.4.2.1 Transport channel parameters

6.11.5.4.7.4.2.1.1 Transport channel parameters for HS-DSCH

6.11.5.4.7.4.2.1.1.1 MAC-d flow#1 parameters for Streaming or interactive or background / DL: [max bit rate depending on UE category] / PS RAB

See clause 6.11.5.4.6.1.2.1.1.1.

6.11.5.4.7.4.2.1.1.2 MAC-d flow#2 parameters for DL: [max bit rate depending on UE category] SRBs for HS-DSCH

See clause 6.11.5.4.7.1.2.1.1.1

6.11.5.4.7.4.2.2 Physical channel parameters

6.11.5.4.7.4.2.2.1 Physical channel parameters on HS-PDSCH.

See clause 6.11.5.4.6.1.2.2.2.

6.11.5.4.7.5 Conversational / speech / UL:12.2 DL:12.2 kbps / CS RAB + Streaming or interactive or background / UL: [max bit rate depending on UE category and TTI] DL: [max bit rate depending on UE category] / PS RAB + UL:3.4 DL:3.4 kbps SRBs for DCCH

6.11.5.4.7.5.1 Uplink

6.11.5.4.7.5.1.1 Transport channel parameters

6.11.5.4.7.5.1.1.1 Transport channel parameters for E-DCH

6.11.5.4.7.5.1.1.1.1 MAC-d flow parameters for Streaming or interactive or background / UL: [max bit rate depending on UE category and TTI] / PS RAB

See clause 6.11.5.4.7.1.1.1.1.1.

6.11.5.4.7.5.1.1.2 Transport channel parameters for Conversational / speech / UL:12.2 kbps / CS RAB

See clause 6.11.5.4.1.4.1.1.1.

6.11.5.4.7.5.1.1.3 Transport channel parameters for UL:3.4 kbps SRBs for DCCH

See clause 6.11.5.4.1.2.1.1.1.

6.11.5.4.7.5.1.1.4 TFCS

See clause 6.11.5.4.1.4.1.1.3.

6.11.5.4.7.5.1.2 Physical channel parameters

6.11.5.4.7.5.1.2.1 Physical channel parameters on E-PUCH

See clause 6.11.5.4.7.1.1.2.1.

6.11.5.4.7.5.1.2.2 Physical channel parameters on DCH

See clause 6.11.5.4.1.4.1.2.

6.11.5.4.7.5.2 Downlink

See clause 6.11.5.4.6.6.2.

6.11.5.4.7.6 Streaming or interactive or background / UL: [max bit rate depending on UE category and TTI] DL: [max bit rate depending on UE category] / PS RAB + UL:3.4 DL:3.4 kbps SRBs for DCCH on DCH

6.11.5.4.7.6.1 Uplink

6.11.5.4.7.6.1.1 Transport channel parameters

6.11.5.4.7.6.1.1.1 Transport channel parameters for E-DCH

6.11.5.4.7.6.1.1.1.1 MAC-d flow parameters for Streaming or interactive or background / UL: [max bit rate depending on UE category and TTI] / PS RAB

Higher layer	RAB/Signalling RB	RAB
RLC	Logical channel type	DTCH
	RLC mode	UM
	Payload sizes, bit	328
	Max data rate, bps	Depends on UE category and TTI
	UMD PDU header, bit	8
MAC	MAC multiplexing	N/A
	MAC-d PDU size, bit	336
	MAC-e/es header fixed part, bit	18
Layer 1	TrCH type	E-DCH
	TTI	5ms
	Coding type	TC
	CRC, bit	24

6.11.5.4.7.6.1.1.2 Transport channel parameters for DCH

6.11.5.4.7.6.1.1.2.1 Transport channel parameters for UL:3.4 kbps SRBs for DCCH

See clause 6.11.5.4.1.2.1.1.1.

6.11.5.4.7.6.1.2 Physical channel parameters

6.11.5.4.7.6.1.2.1 Physical channel parameters on E-PUCH

See clause 6.11.5.4.7.1.1.2.1.

6.11.5.4.7.6.1.2.2 Physical channel parameters for DPCH

See clause 6.11.5.4.1.2.1.2

6.11.5.4.7.6.2 Downlink

6.11.5.4.7.6.2.1 Transport channel parameters

6.11.5.4.7.6.2.1.1 Transport channel parameters for HS-DSCH

6.11.5.4.7.6.2.1.1.1 MAC-d flow parameters for Streaming or interactive or background / DL: [max bit rate depending on UE category] / PS RAB

Higher layer	RAB/Signalling RB	RAB
RLC	Logical channel type	DTCH
	RLC mode	UM
	Payload sizes, bit	328
	Max data rate, bps	Depends on UE category and TTI
	UMD PDU header, bit	8
MAC	MAC-d header, bit	0
	MAC multiplexing	N/A
	MAC-d PDU size, bit	336
	MAC-e/es header fixed part, bit	21
Layer 1	TrCH type	HS-DSCH
	TTI	5ms
	Coding type	TC
	CRC, bit	24
NOTE: The peak throughput may be limited by the maximum number of MAC-d PDUs that can be included in a single MAC-hs PDU (see 3GPP TS 25.321 [38]).		

6.11.5.4.7.6.2.1.2 Transport channel parameters for DCH

6.11.5.4.7.6.2.1.2.1 Transport channel parameters for DL: 3.4 kbps SRBs for DCCH

See clause 6.11.5.4.1.2.2.1.1.

6.11.5.4.7.6.2.1.2.2 TFCS

See clause 6.11.5.4.1.2.2.1.2.

6.11.5.4.7.6.2.2 Physical channel parameters

6.11.5.4.7.6.2.2.1 Physical channel parameters on DPCH

See clause 6.11.5.4.1.2.2.2.

6.11.5.4.7.6.2.2.2 Physical channel parameters on HS-PDSCH

See clause 6.11.5.4.6.1.2.2.2.

6.11.5.4.7.7 Streaming or interactive or background / UL: [max bit rate depending on UE category and TTI] DL: [max bit rate depending on UE category] / PS RAB + Streaming or interactive or background / UL: [max bit rate depending on UE category and TTI] DL: [max bit rate depending on UE category] + UL:[max bit rate depending on UE category and TTI] DL: 3.4 kbps SRBs for DCCH on E-DCH and DL DCH

6.11.5.4.7.7.1 Uplink

6.11.5.4.7.7.1.1 Transport channel parameters

6.11.5.4.7.7.1.1.1 Transport channel parameters for E-DCH

6.11.5.4.7.7.1.1.1.1 MAC-d flow#1 parameters for UL: [max bit rate depending on UE category and TTI] SRBs for E-DCH

See clause 6.11.5.4.7.3.1.1.1.2.

6.11.5.4.7.7.1.1.1.2 MAC-d flow#2 parameters for Streaming or interactive or background / UL: [max bit rate depending on UE category and TTI] / PS RAB

See clause 6.11.5.4.7.6.1.1.1.1

6.11.5.4.7.7.1.1.1.3 MAC-d flow#3 parameters for Streaming or interactive or background / UL: [max bit rate depending on UE category and TTI] / PS RAB

See clause 6.11.5.4.7.6.1.1.1.1

6.11.5.4.7.7.1.2 Physical channel parameters

6.11.5.4.7.7.1.2.1 Physical channel parameters on E-PUCH

See clause 6.11.5.4.7.1.1.2.1.

6.11.5.4.7.7.2 Downlink

6.11.5.4.7.7.2.1 Transport channel parameters

6.11.5.4.7.7.2.1.1 Transport channel parameters for HS-DSCH

6.11.5.4.7.7.2.1.1.1 MAC-d flow#1 parameters for Streaming or interactive or background / DL: [max bit rate depending on UE category] / PS RAB

See clause 6.11.5.4.7.6.2.1.1.1.

6.11.5.4.7.7.2.1.1.2 MAC-d flow#2 parameters for Streaming or interactive or background / DL: [max bit rate depending on UE category] / PS RAB

See clause 6.11.5.4.7.6.2.1.1.1.

6.11.5.4.7.7.2.1.2 Transport channel parameters for DCH

6.11.5.4.7.7.2.1.2.1 Transport channel parameters for DL: 3.4 kbps SRBs for DCCH

See clause 6.11.5.4.1.2.2.1.1.

6.11.5.4.7.7.2.1.2.2 TFCS

See clause 6.11.5.4.1.2.2.1.2.

6.11.5.4.7.7.2.2 Physical channel parameters

6.11.5.4.7.7.2.2.1 Physical channel parameters on DPCH

See clause 6.11.5.4.1.2.2.2.

6.11.5.4.7.7.2.2.2 Physical channel parameters on HS-PDSCH

See clause 6.11.5.4.6.1.2.2.2.

6.11.5.4.7.8 Streaming or interactive or background / UL: [max bit rate depending on UE category and TTI] DL:384 kbps / PS RAB + UL:3.4 DL:3.4 kbps SRBs for DCCH on DCH

6.11.5.4.7.8.1 Uplink

See clause 6.11.5.4.7.2.1.

6.11.5.4.7.8.2 Downlink

See clause 6.11.5.4.1.32.2.

6.11.5.4.7.9 Streaming or interactive or background / UL: [max bit rate depending on UE category and TTI] DL:128 kbps / PS RAB + UL:3.4 DL:3.4 kbps SRBs for DCCH on DCH

6.11.5.4.7.9.1 Uplink

See clause 6.11.5.4.7.2.1.

6.11.5.4.7.9.2 Downlink

See clause 6.11.5.4.1.27.2.

6.11.5.4.7.10 Streaming or interactive or background / UL: [max bit rate depending on UE category and TTI] DL:64 kbps / PS RAB + UL:3.4 DL:3.4 kbps SRBs for DCCH on DCH

6.11.5.4.7.10.1 Uplink

See clause 6.11.5.4.7.2.1.

6.11.5.4.7.10.2 Downlink

See clause 6.11.5.4.1.25.2.

6.11.5.4.7.11 Streaming or interactive or background / UL: [max bit rate depending on UE category and TTI] DL:32 kbps / PS RAB + UL:3.4 DL:3.4 kbps SRBs for DCCH on DCH

6.11.5.4.7.11.1 Uplink

See clause 6.11.5.4.7.2.1.

6.11.5.4.7.11.2 Downlink

See clause 6.11.5.4.1.23d.2.

6.11.5.4.7.12 Streaming or interactive or background / UL: [max bit rate depending on UE category and TTI] DL:64 kbps / PS RAB + Streaming or interactive or background / UL: [max bit rate depending on UE category and TTI] DL:64 kbps / PS RAB + UL:3.4 DL:3.4 kbps SRBs for DCCH on DCH

6.11.5.4.7.12.1 Uplink

6.11.5.4.7.12.1.1 Transport channel parameters

6.11.5.4.7.12.1.1.1 Transport channel parameters for E-DCH

6.11.5.4.7.12.1.1.1.1 MAC-d flow#1 parameters for UL: [max bit rate depending on UE category and TTI] SRBs for E-DCH

See clause 6.11.5.4.7.3.1.1.1.2.

6.11.5.4.7.12.1.1.1.2 MAC-d flow#2 parameters for Streaming or interactive or background / UL: [max bit rate depending on UE category and TTI] / PS RAB

See clause 6.11.5.4.7.6.1.1.1.1

6.11.5.4.7.12.1.1.1.3 Transport channel parameters for UL:3.4 kbps SRBs for DCCH

See clause 6.11.5.4.1.2.1.1.1.

6.11.5.4.7.12.1.2 Physical channel parameters

6.11.5.4.7.12.1.2.1 Physical channel parameters on E-PUCH

See clause 6.11.5.4.7.1.1.2.1.

6.11.5.4.7.12.1.2.2 Physical channel parameters for DPCH

See clause 6.11.5.4.1.2.1.2

6.11.5.4.7.12.2 Downlink

See clause 6.11.5.4.1.57.2.

6.11.5.4.7.13 Conversational / speech / UL:12.2 DL:12.2 kbps / CS RAB + Streaming or interactive or background / UL: [max bit rate depending on UE category and TTI] DL: 384 kbps / PS RAB + UL:3.4 DL:3.4 kbps SRBs for DCCH

6.11.5.4.7.13.1 Uplink

See clause 6.11.5.4.7.5.1.

6.11.5.4.7.13.2 Downlink

See clause 6.11.5.4.1.43.2.

6.11.5.4.7.14 Conversational / speech / UL:12.2 DL:12.2 kbps / CS RAB + Streaming or interactive or background / UL: [max bit rate depending on UE category and TTI] DL: 64 kbps / PS RAB + UL:3.4 DL:3.4 kbps SRBs for DCCH

6.11.5.4.7.14.1 Uplink

See clause 6.11.5.4.7.5.1.

6.11.5.4.7.14.2 Downlink

See clause 6.11.5.4.1.39.2.

6.11.5.4.7.15 Conversational / speech / UL:12.2 DL:12.2 kbps / CS RAB + Streaming or interactive or background / UL: [max bit rate depending on UE category and TTI] DL: 64 kbps / PS RAB + Streaming or interactive or background / UL: [max bit rate depending on UE category and TTI] DL: 64 kbps / PS RAB + UL:3.4 DL:3.4 kbps SRBs for DCCH

6.11.5.4.7.15.1 Uplink

6.11.5.4.7.15.1.1 Transport channel parameters

6.11.5.4.7.15.1.1.1 Transport channel parameters for E-DCH

6.11.5.4.7.15.1.1.1.1 MAC-d flow#1 parameters for UL: [max bit rate depending on UE category and TTI] SRBs for E-DCH

See clause 6.11.5.4.7.3.1.1.1.2.

6.11.5.4.7.15.1.1.1.2 MAC-d flow#2 parameters for Streaming or interactive or background / UL: [max bit rate depending on UE category and TTI] / PS RAB

See clause 6.11.5.4.7.6.1.1.1.1

6.11.5.4.7.15.1.1.2 Transport channel parameters for Conversational / speech / UL:12.2 kbps / CS RAB

See clause 6.11.5.4.1.4.1.1.1.

6.11.5.4.7.15.1.1.3 Transport channel parameters for UL:3.4 kbps SRBs for DCCH

See clause 6.11.5.4.1.2.1.1.1.

6.11.5.4.7.15.1.1.4 TFCS

See clause 6.11.5.4.1.4.1.1.3.

6.11.5.4.7.15.1.2 Physical channel parameters

6.11.5.4.7.15.1.2.1 Physical channel parameters on E-PUCH

See clause 6.11.5.4.7.1.1.2.1.

6.11.5.4.7.15.1.2.2 Physical channel parameters on DPCH

See clause 6.11.5.4.1.4.1.2.

6.11.5.4.7.15.2 Downlink

See clause 6.11.5.4.1.38d.2.

6.11.5.4.7.16 Conversational / speech / UL:12.2 DL:12.2 kbps / CS RAB + Streaming or interactive or background / UL: [max bit rate depending on UE category and TTI] DL: 64 kbps / PS RAB + Streaming or interactive or background / UL: [max bit rate depending on UE category and TTI] DL: 8 kbps / PS RAB + UL:3.4 DL:3.4 kbps SRBs for DCCH

6.11.5.4.7.16.1 Uplink

See clause 6.11.5.4.7.15.1.

6.11.5.4.7.16.2 Downlink

See clause 6.11.5.4.1.67.2.

6.11.5.4.7.17 Conversational / speech / UL:12.2 DL:12.2 kbps / CS RAB + Streaming or interactive or background / UL: [max bit rate depending on UE category and TTI] DL: 32 kbps / PS RAB + Streaming or interactive or background / UL: [max bit rate depending on UE category and TTI] DL: 8 kbps / PS RAB + UL:3.4 DL:3.4 kbps SRBs for DCCH

6.11.5.4.7.17.1 Uplink

See clause 6.11.5.4.7.15.1.

6.11.5.4.7.17.2 Downlink

6.11.5.4.7.17.2.1 Transport channel parameters

6.11.5.4.7.17.2.1.1 Transport channel parameters for Conversational / speech / DL:12.2 kbps / CS RAB

See clause 6.10.3.4.1.4.2.1.1.

6.11.5.4.7.17.2.1.2 Transport channel parameters for Streaming or interactive or background / DL:32 kbps / PS RAB

See clause 6.10.3.4.1.23d.2.1.1.

6.11.5.4.7.17.2.1.3 Transport channel parameters for Interactive or background / DL:8 kbps / PS RAB

See clause 6.10.3.4.1.23.2.1.1.

6.11.5.4.7.17.2.1.4 Transport channel parameters for DL:3.4 kbps SRBs for DCCH

See clause 6.10.3.4.1.2.2.1.1.

6.11.5.4.7.17.2.1.4 TFCS

TFCS size	36
TFCS	(RAB subflow#1, RAB subflow#2, RAB subflow#3, 32 kbps RAB , 8 kbps RAB, DCCH)= (TF0, TF0, TF0, TF0, TF0, TF0), (TF1, TF0, TF0, TF0, TF0, TF0), (TF2, TF1, TF1, TF0, TF0, TF0), (TF0, TF0, TF0, TF1, TF0, TF0), (TF1, TF0, TF0, TF1, TF0, TF0), (TF2, TF1, TF1, TF1, TF0, TF0), (TF0, TF0, TF0, TF2, TF0, TF0), (TF1, TF0, TF0, TF2, TF0, TF0), (TF2, TF1, TF1, TF2, TF0, TF0), (TF0, TF0, TF0, TF0, TF1, TF0), (TF1, TF0, TF0, TF0, TF1, TF0), (TF2, TF1, TF1, TF0, TF1, TF0), (TF0, TF0, TF0, TF1, TF1, TF0), (TF1, TF0, TF0, TF1, TF1, TF0), (TF2, TF1, TF1, TF1, TF1, TF0), (TF0, TF0, TF0, TF2, TF1, TF0), (TF1, TF0, TF0, TF2, TF1, TF0), (TF2, TF1, TF1, TF2, TF1, TF0), (TF0, TF0, TF0, TF0, TF0, TF1), (TF1, TF0, TF0, TF0, TF0, TF1), (TF2, TF1, TF1, TF0, TF0, TF1), (TF0, TF0, TF0, TF1, TF0, TF1), (TF1, TF0, TF0, TF1, TF0, TF1), (TF2, TF1, TF1, TF1, TF0, TF1), (TF0, TF0, TF0, TF2, TF0, TF1), (TF1, TF0, TF0, TF2, TF0, TF1), (TF2, TF1, TF1, TF2, TF0, TF1), (TF0, TF0, TF0, TF0, TF1, TF1), (TF1, TF0, TF0, TF0, TF1, TF1), (TF2, TF1, TF1, TF0, TF1, TF1), (TF0, TF0, TF0, TF1, TF1, TF1), (TF1, TF0, TF0, TF1, TF1, TF1), (TF2, TF1, TF1, TF1, TF1, TF1), (TF0, TF0, TF0, TF2, TF1, TF1), (TF1, TF0, TF0, TF2, TF1, TF1), (TF2, TF1, TF1, TF2, TF1, TF1)
NOTE:	In case TB size zero is configured for any transport channel, the first TFC is required; it is optional otherwise.

6.11.5.4.7.17.2.2 Physical channel parameters

DPCH Downlink	Modulation	QPSK
	Codes and time slots / radio frame	SF 16 x 8 codes x 2 time slots
	Max. Number of data bits/radio frame	1384 bits
	TFCI code word / radio frame	16 bits

	TPC / radio frame	2x2 bits
	SS / radio frame	2x2 bits
	Puncturing Limit	0.56

6.11.5.4.7.18 Conversational / speech / UL:12.2 DL:12.2 kbps / CS RAB + Streaming or interactive or background / UL: [max bit rate depending on UE category and TTI] DL: 16 kbps / PS RAB + Streaming or interactive or background / UL: [max bit rate depending on UE category and TTI] DL: 8 kbps / PS RAB + UL:3.4 DL:3.4 kbps SRBs for DCCH

6.11.5.4.7.18.1 Uplink

See clause 6.11.5.4.7.15.1.

6.11.5.4.7.18.2 Downlink

6.11.5.4.7.18.2.1 Transport channel parameters

6.11.5.4.7.18.2.1.1 Transport channel parameters for Conversational / speech / DL:12.2 kbps / CS RAB

See clause 6.10.3.4.1.4.2.1.1.

6.11.5.4.7.18.2.1.2 Transport channel parameters for Streaming or interactive or background / DL:16 kbps / PS RAB

See clause 6.10.3.4.1.23b.2.1.1.

6.11.5.4.7.18.2.1.3 Transport channel parameters for Interactive or background / DL:8 kbps / PS RAB

See clause 6.10.3.4.1.23.2.1.1.

6.11.5.4.7.18.2.1.4 Transport channel parameters for DL:3.4 kbps SRBs for DCCH

See clause 6.10.3.4.1.2.2.1.1.

6.11.5.4.7.18.2.1.4 TFCS

TFCS size	36
TFCS	(RAB subflow#1, RAB subflow#2, RAB subflow#3, 16 kbps RAB , 8 kbps RAB, DCCH)= (TF0, TF0, TF0, TF0, TF0, TF0), (TF1, TF0, TF0, TF0, TF0, TF0), (TF2, TF1, TF1, TF0, TF0, TF0), (TF0, TF0, TF0, TF1, TF0, TF0), (TF1, TF0, TF0, TF1, TF0, TF0), (TF2, TF1, TF1, TF1, TF0, TF0), (TF0, TF0, TF0, TF2, TF0, TF0), (TF1, TF0, TF0, TF2, TF0, TF0), (TF2, TF1, TF1, TF2, TF0, TF0), (TF0, TF0, TF0, TF0, TF1, TF0), (TF1, TF0, TF0, TF0, TF1, TF0), (TF2, TF1, TF1, TF1, TF1, TF0), (TF0, TF0, TF0, TF1, TF1, TF0), (TF1, TF0, TF0, TF1, TF1, TF0), (TF2, TF1, TF1, TF1, TF1, TF0), (TF0, TF0, TF0, TF2, TF1, TF0), (TF1, TF0, TF0, TF2, TF1, TF0), (TF2, TF1, TF1, TF2, TF1, TF0), (TF0, TF0, TF0, TF0, TF0, TF1), (TF1, TF0, TF0, TF0, TF0, TF1), (TF2, TF1, TF1, TF0, TF0, TF1), (TF0, TF0, TF0, TF1, TF0, TF1), (TF1, TF0, TF0, TF1, TF0, TF1), (TF2, TF1, TF1, TF1, TF0, TF1), (TF0, TF0, TF0, TF2, TF0, TF1), (TF1, TF0, TF0, TF2, TF0, TF1), (TF2, TF1, TF1, TF2, TF0, TF1), (TF0, TF0, TF0, TF0, TF1, TF1), (TF1, TF0, TF0, TF0, TF1, TF1), (TF2, TF1, TF1, TF0, TF1, TF1), (TF0, TF0, TF0, TF1, TF1, TF1), (TF1, TF0, TF0, TF1, TF1, TF1), (TF2, TF1, TF1, TF1, TF1, TF1), (TF0, TF0, TF0, TF2, TF1, TF1), (TF1, TF0, TF0, TF2, TF1, TF1), (TF2, TF1, TF1, TF2, TF1, TF1)
NOTE:	In case TB size zero is configured for any transport channel, the first TFC is required; it is optional otherwise.

6.11.5.4.7.18.2.2 Physical channel parameters

DPCH Downlink	Modulation	QPSK
	Codes and time slots / radio frame	SF 16 x 6 codes x 2 time slots
	Max. Number of data bits/radio frame	1032 bits
	TFCI code word / radio frame	16 bits
	TPC / radio frame	2x2 bits
	SS / radio frame	2x2 bits
	Puncturing Limit	0.56

6.11.5.4.7.19 Streaming or interactive or background / UL: [max bit rate depending on UE category and TTI] DL:64 kbps / PS RAB + Streaming or interactive or background / UL: [max bit

rate depending on UE category and TTI] DL:8 kbps / PS RAB + UL:3.4 DL:3.4 kbps SRBs for DCCH on DCH

6.11.5.4.7.19.1 Uplink

See clause 6.11.5.4.7.12.1.

6.11.5.4.7.19.2 Downlink

See clause 6.11.5.4.1.58.2.

6.11.5.4.7.20 Streaming or interactive or background / UL: [max bit rate depending on UE category and TTI] DL:32 kbps / PS RAB + Streaming or interactive or background / UL: [max bit rate depending on UE category and TTI] DL:8 kbps / PS RAB + UL:3.4 DL:3.4 kbps SRBs for DCCH on DCH

6.11.5.4.7.20.1 Uplink

See clause 6.11.5.4.7.12.1.

6.11.5.4.7.20.2 Downlink

See clause 6.11.5.4.1.63.2.

6.11.5.4.7.21 Streaming or interactive or background / UL: [max bit rate depending on UE category and TTI] DL:16 kbps / PS RAB + Streaming or interactive or background / UL: [max bit rate depending on UE category and TTI] DL:8 kbps / PS RAB + UL:3.4 DL:3.4 kbps SRBs for DCCH on DCH

6.11.5.4.7.21.1 Uplink

See clause 6.11.5.4.7.12.1.

6.11.5.4.7.21.2 Downlink

6.11.5.4.7.21.2.1 Transport channel parameters

6.11.5.4.7.21.2.1.1 Transport channel parameters for Streaming or interactive or background / DL:16 kbps / PS RAB

See clause 6.10.3.4.1.23b.2.1.1.

6.11.5.4.7.21.2.1.2 Transport channel parameters for Interactive or background / DL:8 kbps / PS RAB

See clause 6.10.3.4.1.23.2.1.1.

6.11.5.4.7.21.2.1.3 Transport channel parameters for DL:3.4 kbps SRBs for DCCH

See clause 6.10.3.4.1.2.2.1.1.

6.11.5.4.7.21.2.1.4 TFCS

TFCS size	12
TFCS	(16 kbps RAB, 8 kbps RAB, DCCH)= (TF0,TF0,TF0), (TF1,TF0,TF0), (TF2,TF0,TF0), (TF0,TF1,TF0), (TF1,TF1,TF0), (TF2,TF1,TF0), (TF0,TF0,TF1), (TF1,TF0,TF1), (TF2,TF0,TF1), (TF0,TF1,TF1), (TF1,TF1,TF1), (TF2,TF1,TF1)
NOTE:	In case TB size zero is configured for any transport channel the first TFC is required; it is optional otherwise.

6.11.5.4.7.21.2.2 Physical channel parameters

DPCH Downlink	Modulation	QPSK
	Codes and time slots / radio frame	SF16 x 4 code x 2 time slots
	Max. Number of data bits / radio frame	680 bits
	TFCI code word / radio frame	16 bits
	TPC / radio frame	2x2 bits

	SS / radio frame	2x2 bits
	Puncturing Limit	0.60

6.11.5.4.7.22 Conversational / unknown or speech / UL:[max bit rate depending on UE category and TTI] DL: [max bit rate depending on UE category] kbps / PS RAB + Streaming or Interactive or background / UL: [max bit rate depending on UE category and TTI] DL: [max bit rate depending on UE category] / PS RAB + UL: [max bit rate depending on UE category and TTI] DL: [max bit rate depending on UE category] SRBs for DCCH on E-DCH and HS-DSCH

6.11.5.4.7.22.1 Uplink

6.11.5.4.7.22.1.1 Transport channel parameters

6.11.5.4.7.22.1.1.1 Transport channel parameters for E-DCH

6.11.5.4.7.22.1.1.1.1 MAC-d flow #1 parameters for Conversational / unknown or speech / UL: [max bit rate depending on UE category and TTI] / PS RAB

		Alt 1 Fixed RLC + MAC- e/es (Rel-6 and later) NOTE 2	Alt 2 Flexible RLC + MAC- i/is (Rel-8 and later releases) NOTE 1
Higher layer	RAB/Signalling RB	RAB	
PDCP	PDCP header size, bit	0	
RLC	Logical channel type	DTCH	
	RLC mode	UM	
	Payload sizes, bit	88, 104, 136, 152, 168, 184, 200, 216, 280, 288, 304, 336 (alt 328)	Flexible from 88 up to 12000 (NOTE 2)
	Max data rate, bps	Depends on UE category and TTI	
	UMD PDU header, bit	8	
MAC	MAC multiplexing	N/A	
	MAC-d PDU size, bit	96, 112, 144, 160, 176, 192, 208, 224, 288, 296, 312, 344 (alt 336)	Flexible from 96 up to 12008
	MAC type	MAC-e/es	MAC-i/is
	MAC-e/es / MAC-i/is header fixed part, bit	18	24
Layer 1	TrCH type	E-DCH	
	TTI	5ms	
	Coding type	TC	
	CRC, bit	24	
NOTE 1: Alternative 1 with Fixed RLC + MAC-e/es is the default configuration. For test cases that use alternative 2 (Flexible RLC + MAC-i/is) then this shall be explicitly stated in the test case.			
NOTE 2: The Maximum RLC payload size for Flexible RLC is 12024 bits (1503 octets, ref: TS 25.322 clause 9.2.2.9). The maximum SDU size above PDCP layer is limited to 12000 bits (1500 octets limit in QoS parameter "Max SDU size", ref: TS 24.008 clause 10.5.6.5). As no PDCP header is used in this radio bearer configuration then the RLC payload size has been limited to 12000 bits.			

6.11.5.4.7.22.1.1.1.1.2 MAC-d flow #2 parameters for Streaming or Interactive or background / UL: [max bit rate depending on UE category and TTI] / PS RAB

See clause 6.11.5.4.7.1.1.1.1.1.

6.11.5.4.7.22.1.1.1.1.3 MAC-d flow #3 parameters for UL: [max bit rate depending on UE category and TTI] SRBs for E-DCH

See clause 6.11.5.4.7.3.1.1.1.2.

6.11.5.4.7.22.1.2 Physical channel parameters

6.11.5.4.7.22.1.2.1 Physical channel parameters on E-PUCH

See clause 6.11.5.4.7.1.1.2.1.

6.11.5.4.7.22.2 Downlink

6.11.5.4.7.22.2.1 Transport channel parameters

6.11.5.4.7.22.2.1.1 Transport channel parameters for HS-DSCH

6.11.5.4.7.22.2.1.1.1 MAC-d flow#1 parameters for Conversational / unknown or speech / DL: [max bit rate depending on UE category] kbps / PS RAB

		Alt 1 Fixed RLC + MAC-hs (Rel-5 and later releases) NOTE 2	Alt 2 Fixed RLC + MAC-ehs (Rel-7 and later releases) NOTE 2	Alt 3 Flexible RLC + MAC-ehs (Rel-7 and later releases) NOTE 2
Higher Layer	RAB/Signalling RB	RAB		
RLC	Logical channel type	DTCH		
	RLC mode	UM		
	Payload sizes, bit	104, 136, 152, 168, 184, 216, 288, 336 (alt 328)	104, 136, 152, 168, 184, 216, 288, 336 (alt 328)	Flexible up to 12000 (NOTE 3)
	Max data rate, bps	depends on UE category NOTE 1		
	UMD PDU header, bit	8	8	8
MAC	MAC-d header, bit	0	0	0
	MAC multiplexing	N/A	N/A	N/A
	MAC-d PDU size, bit	112 , 144, 160, 176, 192, 224, 296, 344 (alt 336)	112 , 144, 160, 176, 192, 224, 296, 344 (alt 336)	Flexible
	MAC-hs Type	MAC-hs	MAC-ehs	MAC-ehs
	MAC-hs/ehs header fixed part, bit	21	24	24
Layer 1	TrCH type	HS-DSCH	HS-DSCH	HS-DSCH
	TTI	5 ms	5 ms	5 ms
	Coding type	TC	TC	TC
	CRC, bit	24	24	24
	Applicable modulation schemes	QPSK, 16QAM	QPSK, 16QAM, 64QAM	QPSK, 16QAM, 64QAM
	Applicable with MIMO	No	Yes	Yes
	Applicable with Dual-Cell HSDPA	No	Yes	Yes
NOTE 1: The peak throughput may be limited by the maximum number of MAC-d PDUs that can be included in a single MAC-hs PDU (see [25.321]).				
NOTE 2: Alternative 1 with Fixed RLC + MAC-hs is the default configuration. For test cases that use alternatives 2 (Fixed RLC + MAC-ehs) or 3 (Flexible RLC + MAC-ehs) then this shall be explicitly stated in the test case.				
NOTE 3: The Maximum RLC payload size for Flexible RLC is 12024 bits (1503 octets, ref: TS 25.322 clause 9.2.2.9). The maximum SDU size above PDCP layer is limited to 12000 bits (1500 octets limit in QoS parameter "Max SDU size", ref: TS 24.008 clause 10.5.6.5). As no PDCP header is used in this radio bearer configuration then the RLC payload size has been limited to 12000 bits.				

6.11.5.4.7.22.2.1.1.2 MAC-d flow#2 parameters for Streaming or Interactive or background / DL: [max bit rate depending on UE category] / PS RAB

See clause 6.11.5.4.6.1.2.1.1.1.

6.11.5.4.7.22.2.1.1.3 MAC-d flow#3 parameters for DL: [max bit rate depending on UE category] SRBs for HS-DSCH

See clause 6.11.5.4.7.1.2.1.1.1.

6.11.5.4.7.22.2.2 Physical channel parameters

6.11.5.4.7.22.2.2.1 Physical channel parameters on HS-PDSCH

See clause 6.11.5.4.6.1.2.2.2.

6.11.5.4.8 Reference Radio Bearer configurations used in MAC-ehs testing

6.11.5.4.8.1 3 x Interactive or background / UL: 8 kbps DL: [max bit rate depending on UE category] / UM PS RAB

This reference radio bearer configuration is used by the MAC-ehs test case 7.1.x.x in 3GPP TS 34.123-1 [1].

6.11.5.4.8.1.1 Uplink

6.11.5.4.8.1.1.1 Uplink Transport channel parameters for DCH

6.11.5.4.8.1.1.1.1 Transport channel parameters for 3 x Interactive or background / UL:8 kbps / PS RAB

Higher layer	RAB/Signalling RB	RB5	RB6	RB7
RLC	Logical channel type	DTCH	DTCH	DTCH
	RLC mode	UM	UM	UM
	Payload sizes, bit	328	328	320
	Max data rate, bps	8 200	8 200	8 000
	UMD/AMD PDU header, bit	8	8	8
MAC	MAC header, bit	4	4	4
	MAC multiplexing	3 logical channel multiplexing		
Layer 1	TrCH type	DCH		
	TB sizes, bit	340		
	TFS	TF0, bits	0x340	
		TF1, bits	1x340	
	TTI, ms	40		
	Coding type	TC		
	CRC, bit	16		
	Max number of bits/TTI after channel coding	1 080		
	Uplink: Max number of bits/radio frame before rate matching	270		
	RM attribute	135 to 175		

6.11.5.4.8.1.1.1.2 Transport channel parameters for UL:3.4 kbps SRBs for DCCH

See clause 6.10.3.4.1.2.1.1.1.

6.11.5.4.8.1.1.1.3 Uplink TFCS

TFCS size	4
TFCS	(5x8 kbps PS RAB, DCCH)= (TF0, TF0), (TF1, TF0), (TF0, TF1), (TF1, TF1)

6.11.5.4.8.1.1.2 Uplink physical channel parameters

DPCH Uplink	Modulation	QPSK
	Codes and time slots / radio frame	SF 8 x 1 code x 2 time slots
	Max. Number of data bits / radio frame	328 bits
	TFCI code word / radio frame	16 bits
	TPC / radio frame	2x2 bits
	SS / radio frame	2x2 bits
	Puncturing Limit	0.72 (alt 0.68)

6.11.5.4.8.1.2 Downlink

6.11.5.4.8.1.2.1 Transport channel parameters for HS-DSCH

6.11.5.4.8.1.2.1.1 parameters for 3 x Interactive or background / DL: [max bit rate depending on UE category] / PS RAB

Higher layer	RAB/Signalling RB	RB5	RB6	RB7
RLC	Logical channel type	DTCH	DTCH	DTCH
	RLC mode	UM	UM	UM
	Payload sizes, bit	328	328	328
	Max data rate, bps	depends on UE category		
	UMD PDU header, bit	8	8	8
MAC-d	MAC-d header, bit	None		
	MAC multiplexing	None		
	MAC-d PDU size, bit	336		

6.11.5.4.8.1.2.1.2 MAC-ehs and Layer 1 parameters for Interactive or background / DL: [max bit rate depending on UE category] / PS RAB

MAC-ehs	MAC-ehs header fixed part, bit	FFS
Layer 1	TrCH type	HS-DSCH
	TTI	5 ms
	Coding type	TC
	CRC, bit	24

6.11.5.4.8.1.2.2 Downlink Transport channel parameters for DCH

6.11.5.4.8.1.2.2.1 Transport channel parameters for DL: 3.4 kbps SRBs for DCCH

See clause 6.10.3.4.1.2.2.1.1.

6.11.5.4.8.1.2.2.2 Downlink TFCS

TFCS size	2
TFCS	SRBs for DCCH = TF0, TF1

6.11.5.4.8.1.2.3 Downlink physical channel parameters

6.11.5.4.8.1.2.3.1 Physical channel parameters on DPCH

See clause 6.11.5.4.1.2.2.2.

6.11.5.4.8.1.2.3.2 Physical channel parameters on HS-PDSCH

UE HS-DSCH Physical Layer:

HS-PDSCH	Number of processes	2
	Process memory size	Split equally among all processes
	Max Data Rate	Depending on UE category

6.11.5.4.8.2 1 x Interactive or background / UL: 8 kbps DL: [max bit rate depending on UE category] / UM PS RAB

This reference radio bearer configuration is used by the MAC-ehs test case 7.1.x.x in 3GPP TS 34.123-1 [1].

6.11.5.4.8.2.1 Uplink

6.11.5.4.8.2.1.1 Uplink Transport channel parameters for DCH

6.11.5.4.8.2.1.1.1 Transport channel parameters for 1 x Interactive or background / UL:8 kbps / PS RAB

Higher layer	RAB/Signalling RB	RB5	
RLC	Logical channel type	DTCH	
	RLC mode	UM	
	Payload sizes, bit	328	
	Max data rate, bps	8 200	
	UMD/AMD PDU header, bit	8	
MAC	MAC header, bit	0	
	MAC multiplexing	N/A	
Layer 1	TrCH type	DCH	
	TB sizes, bit	336	
	TFS	TF0, bits	0x336
		TF1, bits	1x336
	TTI, ms	40	
	Coding type	TC	
	CRC, bit	16	
	Max number of bits/TTI after channel coding	1 080	
	Uplink: Max number of bits/radio frame before rate matching	270	
	RM attribute	135 to 175	

6.11.5.4.8.2.1.1.2 Transport channel parameters for UL:3.4 kbps SRBs for DCCH

See clause 6.10.3.4.1.2.1.1.1.

6.11.5.4.8.2.1.1.3 Uplink TFCS

TFCS size	4
TFCS	(8 kbps PS RAB, DCCH)= (TF0, TF0), (TF1, TF0), (TF0, TF1), (TF1, TF1)

6.11.5.4.8.2.1.2 Uplink physical channel parameters

DPCH Uplink	Modulation	QPSK
	Codes and time slots / radio frame	SF 8 x 1 code x 2 time slots
	Max. Number of data bits / radio frame	328 bits
	TFCI code word / radio frame	16 bits
	TPC / radio frame	2x2 bits
	SS / radio frame	2x2 bits
	Puncturing Limit	0.72 (alt 0.68)

6.11.5.4.8.2.2 Downlink

6.11.5.4.8.2.2.1 Transport channel parameters for HS-DSCH

6.11.5.4.8.2.2.1.1 parameters for 1 x Interactive or background / DL: [max bit rate depending on UE category] / PS RAB

Higher layer	RAB/Signalling RB	RB5
RLC	Logical channel type	DTCH
	RLC mode	UM
	Payload sizes, bit	328
	Max data rate, bps	depends on UE category
	UMD PDU header, bit	8
MAC-d	MAC-d header, bit	None
	MAC multiplexing	None
	MAC-d PDU size, bit	336
MAC-ehs	MAC-ehs header fixed part, bit	24
Layer 1	TrCH type	HS-DSCH
	TTI	2 ms
	Coding type	TC
	CRC, bit	24

6.11.5.4.8.2.2.2 Downlink Transport channel parameters for DCH

6.11.5.4.8.2.2.2.1 Transport channel parameters for DL: 3.4 kbps SRBs for DCCH

See clause 6.10.3.4.1.2.2.1.1.

6.11.5.4.8.2.2.2.2 Downlink TFCS

TFCS size	2
TFCS	SRBs for DCCH = TF0, TF1

6.11.5.4.8.2.2.3 Downlink physical channel parameters

6.11.5.4.8.2.2.3.1 Physical channel parameters on DPCH

See clause 6.11.5.4.1.2.2.2.

6.11.5.4.8.2.2.3.2 Physical channel parameters on HS-PDSCH

UE HS-DSCH Physical Layer:

HS-PDSCH	Number of processes	2
	Process memory size	Split equally among all processes
	Max Data Rate	Depending on UE category

- 6.11.5.4.9 Reference Radio Bearer configurations used in Improved L2 UL testing
 - 6.11.5.4.9.1 Streaming or interactive or background / UL: [max bit rate depending on UE category and TTI] DL: [max bit rate depending on UE category] / PS RAB + UL:3.4 DL:3.4 kbps SRBs for DCCH on DCH
 - 6.11.5.4.9.1.1 Uplink
 - 6.11.5.4.9.1.1.1 Transport channel parameters
 - 6.11.5.4.9.1.1.1.1 Transport channel parameters for E-DCH
 - 6.11.5.4.9.1.1.1.1.1 MAC-d flow parameters for Streaming or interactive or background / UL: [max bit rate depending on UE category and TTI] / PS RAB

		Alt 1 Fixed RLC + MAC- e/es (Rel-6 and later) NOTE	Alt 2 Fixed RLC + MAC-i/is (Rel-8 and later releases) NOTE	Alt 3 Flexible RLC + MAC- i/is (Rel-8 and later releases) NOTE
Higher layer	RAB/Signalling RB	RAB		
RLC	Logical channel type	DTCH		
	RLC mode	UM		
	Payload sizes, bit	328	328	Flexible up to 12000
	Max data rate, bps	Depends on UE category and TTI		
	UMD PDU header, bit	8		
MAC	MAC multiplexing	N/A	N/A	N/A
	MAC-d PDU size, bit	336	336	Flexible
	MAC type	MAC-e/es	MAC-i/is	MAC-i/is
	MAC-e/es / MAC-i/is header fixed part, bit	18	24	24
Layer 1	TrCH type	E-DCH		
	TTI	5ms		
	Coding type	TC		
	CRC, bit	24		
NOTE : Alternative 3 with Flexible RLC + MAC-i/is is the default configuration. For test cases that use alternatives 1 (Fixed RLC + MAC-e/es) or 2 (Fixed RLC + MAC-i/is) then this shall be explicitly stated in the test case.				

- 6.11.5.4.9.1.1.1.1.2 Transport channel parameters for DCH
 - 6.11.5.4.9.1.1.1.1.2.1 Transport channel parameters for UL:3.4 kbps SRBs for DCCH
 - See clause 6.10.3.4.1.2.1.1.1
 - 6.11.5.4.9.1.1.2 Physical channel parameters
 - 6.11.5.4.9.1.1.2.1 Physical channel parameters on E-PUCH
 - See clause 6.11.5.4.7.1.1.2.1
 - 6.11.5.4.9.1.1.2.2 Physical channel parameters on DPCH
 - See clause 6.11.5.4.1.2.1.2
 - 6.11.5.4.9.1.2 Downlink
 - 6.11.5.4.9.1.2.1 Transport channel parameters
 - 6.11.5.4.9.1.2.1.1 Transport channel parameters for HS-DSCH
 - 6.11.5.4.9.1.2.1.1.1 MAC-d flow parameters for Streaming or interactive or background / DL: [max bit rate depending on UE category] / PS RAB

Higher layer	RAB/Signalling RB	RAB
RLC	Logical channel type	DTCH
	RLC mode	UM

	Payload sizes, bit	Flexible up to 12000
	Max data rate, bps	depends on UE category NOTE1
	UMD PDU header, bit	8
MAC	MAC-d header, bit	0
	MAC multiplexing	N/A
	MAC-d PDU size, bit	Flexible
	MAC-ehs header fixed part, bit	24
Layer 1	TrCH type	HS-DSCH
	TTI	5 ms
	Coding type	TC
	CRC, bit	24
NOTE: The peak throughput may be limited by the maximum number of MAC-d PDUs that can be included in a single MAC-ehs PDU (see 3GPP TS 25.321 [38]).		

6.11.5.4.9.1.2.1.2 Transport channel parameters for DCH

6.11.5.4.9.4.2.1.2.1 Transport channel parameters for DL: 3.4 kbps SRBs for DCCH

See clause 6.10.3.4.1.2.2.1.1.

6.11.5.4.9.1.2.2 Physical channel parameters

6.11.5.4.9.1.2.2.1 Physical channel parameters on DPCH

See clause 6.11.5.4.1.2.2.2.

6.11.5.4.9.1.2.2.2 Physical channel parameters on HS-PDSCH

See clause 6.11.5.4.6.1.2.2.2.

6.11.5.4.9.2 Streaming or interactive or background / UL: [max bit rate depending on UE category and TTI] DL: [max bit rate depending on UE category] / PS RAB + UL: [max bit rate depending on UE category and TTI] DL: [max bit rate depending on UE category] SRBs for DCCH on E-DCH and HS-DSCH

6.11.5.4.9.2.1 Uplink

6.11.5.4.9.2.1.1 Transport channel parameters

6.11.5.4.9.2.1.1.1 Transport channel parameters for E-DCH

6.11.5.4.9.2.1.1.1.1 MAC-d flow#1 parameters for UL: [max bit rate depending on UE category and TTI] SRBs for E-DCH

See clause 6.11.5.4.7.3.1.1.1.2, alt 2

6.11.5.4.9.2.1.1.1.2 MAC-d flow#2 parameters for Streaming or interactive or background / UL: [max bit rate depending on UE category and TTI] / PS RAB

See clause 6.11.5.4.9.1.1.1.1.1, alt 3

6.11.5.4.9.2.1.2 Physical channel parameters

6.11.5.4.9.2.1.2.1 Physical channel parameters on E-PUCH

See clause 6.11.5.4.7.1.1.2.1

- 6.11.5.4.9.2.2 Downlink
- 6.11.5.4.9.2.2.1 Transport channel parameters
- 6.11.5.4.9.2.2.1.1 Transport channel parameters for HS-DSCH
- 6.11.5.4.9.2.2.1.1.1 MAC-d flow#0 parameters for Streaming or interactive or background / DL: [max bit rate depending on UE category] / PS RAB
- See clause 6.11.5.4.9.1.2.1.1.1
- 6.11.5.4.9.2.2.1.1.2 MAC-d flow#1 parameters for DL: [max bit rate depending on UE category] SRBs for HS-DSCH
- See clause 6.11.5.4.6.1.2.1.1.1, alt 2.
- 6.11.5.4.9.2.2.2 Physical channel parameters
- 6.11.5.4.9.2.2.2.1 Physical channel parameters on DPCH
- See clause 6.11.5.4.1.2.2.2.
- 6.11.5.4.9.2.2.2.2 Physical channel parameters on HS-PDSCH
- See clause 6.11.5.4.6.1.2.2.2.
- 6.11.5.4.9.3 Streaming or interactive or background / UL: [max bit rate depending on UE category and TTI] DL: [max bit rate depending on UE category] / PS RAB + UL: [max bit rate depending on UE category and TTI] DL: [max bit rate depending on UE category] with Flexible RLC and MAC-ehs SRBs for DCCH on E-DCH and HS-DSCH
- 6.11.5.4.9.3.1 Uplink
- 6.11.5.4.9.3.1.1 Transport channel parameters
- 6.11.5.4.9.3.1.1.1 Transport channel parameters for E-DCH
- 6.11.5.4.9.3.1.1.1.1 MAC-d flow#1 parameters for Streaming or interactive or background / UL: [max bit rate depending on UE category and TTI] / PS RAB
- See clause 6.11.5.4.9.1.1.1.1.1, alt 3.
- 6.11.5.4.9.3.1.1.1.2 MAC-d flow#2 parameters for UL: [max bit rate depending on UE category and TTI] SRBs for E-DCH
- See clause 6.11.5.4.7.3.1.1.1.2, alt 2.
- 6.11.5.4.9.3.2.1.2 Physical channel parameters
- 6.11.5.4.9.3.2.1.2.1 Physical channel parameters on E-PUCH
- See clause 6.11.5.4.7.1.1.2.1.
- 6.11.5.4.9.3.2.2 Downlink
- 6.11.5.4.9.3.2.2.1 Transport channel parameters
- 6.11.5.4.9.3.2.2.1.1 Transport channel parameters for HS-DSCH
- 6.11.5.4.9.3.2.2.1.1.1 MAC-d flow#1 parameters for Streaming or interactive or background / DL: [max bit rate depending on UE category] / PS RAB
- See clause 6.11.5.4.6.1.2.1.1.1, alt 3
- 6.11.5.4.9.3.2.2.1.1.2 MAC-d flow#2 parameters for DL: [max bit rate depending on UE category] SRBs for HS-DSCH

See clause 6.11.5.4.7.4.2.1.1.2, alt 2.

6.11.5.4.9.3.2.2.2 Physical channel parameters

See clause 6.11.5.4.1.2.2.2.

6.11.5.4.9.3.2.2.2.1 Physical channel parameters on HS-PDSCH.

See clause 6.11.5.4.6.1.2.2.2.

6.11.5.4.9.4 Streaming or interactive or background / UL: [max bit rate depending on UE category and TTI] DL: [max bit rate depending on UE category] / PS RAB + Streaming or interactive or background / UL: [max bit rate depending on UE category and TTI] DL: [max bit rate depending on UE category] / PS RAB + Streaming or interactive or background / UL: [max bit rate depending on UE category and TTI] DL: [max bit rate depending on UE category] / PS RAB + 3.4 kbps SRBs for DCCH on E-DCH and DL DCH

6.11.5.4.9.4.1 Uplink

6.11.5.4.9.4.1.1 Transport channel parameters

6.11.5.4.9.4.1.1.1 Transport channel parameters for E-DCH

6.11.5.4.9.4.1.1.1.1 MAC-d flow#1 parameters for UL: [max bit rate depending on UE category and TTI] SRBs for E-DCH

See clause 6.11.5.4.7.3.1.1.1.2, alt 2.

6.11.5.4.9.4.1.1.1.2 MAC-d flow#2 parameters for Streaming or interactive or background / UL: [max bit rate depending on UE category and TTI] / PS RAB

See clause 6.11.5.4.9.1.1.1.1.1, alt 3.

6.11.5.4.9.4.1.1.1.3 MAC-d flow#3 parameters for Streaming or interactive or background / UL: [max bit rate depending on UE category and TTI] / PS RAB

See clause 6.11.5.4.9.1.1.1.1.1, alt 3.

6.11.5.4.9.4.1.1.1.4 MAC-d flow#4 parameters for Streaming or interactive or background / UL: [max bit rate depending on UE category and TTI] / PS RAB

See clause 6.11.5.4.9.1.1.1.1.1, alt 3.

6.11.5.4.9.4.1.2 Physical channel parameters

6.11.5.4.9.4.1.2.1 Physical channel parameters on E-PUCH

See clause 6.11.5.4.7.1.1.2.1.

6.11.5.4.9.4.2 Downlink

6.11.5.4.9.4.2.1 Transport channel parameters

6.11.5.4.9.4.2.1.1 Transport channel parameters for HS-DSCH

6.11.5.4.9.4.2.1.1.1 MAC-d flow#1 parameters for Streaming or interactive or background / DL: [max bit rate depending on UE category] / PS RAB

See clause 6.11.5.4.9.1.2.1.1.1.

6.11.5.4.9.4.2.1.1.2 MAC-d flow#2 parameters for Streaming or interactive or background / DL: [max bit rate depending on UE category] / PS RAB

See clause 6.11.5.4.9.1.2.1.1.1.

6.11.5.4.9.4.2.1.1.2 MAC-d flow#3 parameters for Streaming or interactive or background / DL: [max bit rate depending on UE category] / PS RAB

See clause 6.11.5.4.9.1.2.1.1.1.

6.11.5.4.9.4.2.1.2 Transport channel parameters for DCH

6.11.5.4.9.4.2.1.2.1 Transport channel parameters for DL: 3.4 kbps SRBs for DCCH

See clause 6.10.3.4.1.2.2.1.1.

6.11.5.4.9.4.2.1.2.2 TFCS

See clause 6.10.3.4.1.2.2.1.2

6.11.5.4.9.4.2.2 Physical channel parameters

6.11.5.4.9.4.2.2.1 Physical channel parameters on DPCH

See clause 6.11.5.4.1.2.2.2.

6.11.5.4.9.4.2.2.2 Physical channel parameters on HS-PDSCH

See clause 6.11.5.4.6.1.2.2.2.

6.11.6 Reference Radio Bearer configurations used in Radio Bearer testing for 7.68 Mcps TDD

6.11.6.1 RABs and signalling RBs

In the following clauses, the typical parameter sets are presented for reference RABs, signalling RBs and important combinations of them. The data rate given for each RAB is the maximum data rate that can be supported by that RAB.

NOTE: The granularity for each RAB needs to be clarified.

Table 6.11.6.1.1: Prioritized RABs

#	Traffic class ^[3]	SSD ^[3]	Max. rate, kbps	CS/PS
1	Conversational	Speech	UL:12.2 DL:12.2	CS
1a	Conversational	Speech	UL:(12.2 7.95 5.9 4.75) DL:(12.2 7.95 5.9 4.75)	CS
2	Conversational	Speech	UL:10.2 DL:10.2	CS
2a	Conversational	Speech	UL:(10.2 , 6.7, 5.9, 4.75) DL:(10.2, 6.7, 5.9, 4.75)	CS
3	Conversational	Speech	UL:7.95 DL:7.95	CS
4	Conversational	Speech	UL:7.4 DL:7.4	CS
4a	Conversational	Speech	UL:(12.2 7.95 5.9 4.75, DL:(12.2 7.95 5.9 4.75)	CS
5	Conversational	Speech	UL:6.7 DL:6.7	CS
6	Conversational	Speech	UL:5.9 DL:5.9	CS
7	Conversational	Speech	UL:5.15 DL:5.15	CS
8	Conversational	Speech	UL:4.75 DL:4.75	CS
9	Conversational	Unknown	UL:28.8 DL:28.8	CS
10	Conversational	Unknown	UL:64 DL:64	CS
11	Conversational	Unknown	UL:32 DL:32	CS
11a	Conversational	Unknown	UL:8 DL:8	CS
12	Streaming	Unknown	UL:14.4 DL:14.4	CS
13	Streaming	Unknown	UL:28.8 DL:28.8	CS
14	Streaming	Unknown	UL:57.6 DL:57.6	CS
15	Void			
15a	Streaming	Unknown	UL:16 DL:64	PS
16	Void			
17	Void			
18	Void			
19	Void			
20	Interactive or Background	N/A	UL:32 DL:8	PS
20a	Interactive or Background	N/A	UL:8 DL:8	PS

#	Traffic class ^[3]	SSD ^[3]	Max. rate, kbps	CS/PS
20b	Interactive or Background	N/A	UL:16 DL:16	PS
20c	Interactive or Background	N/A	UL:32 DL:32	PS
21	Void			
22	Interactive or Background	N/A	UL:32 DL:64	PS
23	Interactive or Background	N/A	UL:64 DL:64	PS
24	Interactive or Background	N/A	UL:64 DL:128	PS
25	Interactive or Background	N/A	UL:128 DL:128	PS
26	Interactive or Background	N/A	UL:64 DL:384	PS
27	Interactive or Background	N/A	UL:128 DL:384	PS
28	Interactive or Background	N/A	UL:384 DL:384	PS
29	Interactive or Background	N/A	UL:64 DL:2048	PS
30	Interactive or Background	N/A	UL:128 DL:2048	PS
31	Void			
32	Interactive or Background	N/A	UL:64 DL:256	PS
33	Interactive or Background	N/A	UL:0 DL:32	PS
34	Interactive or Background	N/A	UL:32 DL:0	PS
35	Interactive or Background	N/A	UL:64 DL:144	PS
36	Interactive or Background	N/A	UL:144 DL:144	PS

Table 6.11.6.1.2: Signalling RBs

#	Maximum rate, kbps	Logical channel	PhyCh onto which SRBs are mapped
1	UL:1.7 DL:1.7	DCCH	DPCH
2	UL:3.4 DL:3.4	DCCH	DPCH
3	UL:13.6 DL:13.6	DCCH	DPCH
4	DL:27.2 (alt. 13.6)	DCCH	SCCPCH
5	UL:16.8	CCCH	PRACH
6	DL:32 (alt. 16)	CCCH	SCCPCH
7	DL:33.6 (alt. 16.8)	BCCH	SCCPCH
8	DL:12 (alt. 8)	PCCH	SCCPCH
9	UL:16.8	SHCCH	PRACH
10	UL:16.8	SHCCH	PRACH or PUSCH
11	DL:32 (alt. 16)	SHCCH	SCCPCH
12	DL:16	SHCCH	SCCPCH or PDSCH

6.11.6.2 Combinations of RABs and Signalling RBs

In the present document, physical channel parameters for following combinations of RABs and signalling RBs on a CCTrCH are described.

NOTE: It is understood that for speech service the AMR mode may be operated asymmetrically for the uplink and downlink.

Combinations on DPCH

- 1) Stand-alone UL:1.7 DL:1.7 kbps SRBs for DCCH.
- 1a) Stand-alone UL:1.7 DL:1.7 kbps SRBs for DCCH (multiframe).
- 2) Stand-alone UL:3.4 DL:3.4 kbps SRBs for DCCH.
- 3) Stand-alone UL:13.6 DL:13.6 kbps SRBs for DCCH.
- 4) Conversational / speech / UL:12.2 DL:12.2 kbps / CS RAB
+ UL:3.4 DL:3.4 kbps SRBs for DCCH.
- 4a) Conversational / speech / UL:(12.2 7.95 5.9 4.75) DL:(12.2 7.95 5.9 4.75) kbps / CS RAB
+ UL:3.4 DL:3.4 kbps SRBs for DCCH
- 5) Conversational / speech / UL:10.2 DL:10.2 kbps / CS RAB
+ UL:3.4 DL:3.4 kbps SRBs for DCCH.

- 5a) Conversational / speech / UL:(10.2, 6.7, 5.9, 4.75) DL:(10.2, 6.7, 5.9, 4.75) kbps / CS RAB
+ UL:3.4 DL:3.4 kbps SRBs for DCCH
- 6) Conversational / speech / UL:7.95 DL:7.95 kbps / CS RAB
+ UL:3.4 DL:3.4 kbps SRBs for DCCH.
- 7) Conversational / speech / UL:7.4 DL:7.4 kbps / CS RAB
+ UL:3.4 DL:3.4 kbps SRBs for DCCH.
- 7a) Conversational / speech / UL:(7.4, 6.7, 5.9, 4.75) DL:(7.4, 6.7, 5.9, 4.75) kbps / CS RAB
+ UL:3.4 DL:3.4 kbps SRBs for DCCH8) Conversational / speech / UL:6.7 DL:6.7 kbps / CS RAB
+ UL:3.4 DL:3.4 kbps SRBs for DCCH.
- 9) Conversational / speech / UL:5.9 DL:5.9 kbps / CS RAB
+ UL:3.4 DL:3.4 kbps SRBs for DCCH.
- 10) Conversational / speech / UL:5.15 DL:5.15 kbps / CS RAB
+ UL:1.7 DL:1.7 kbps SRBs for DCCH.
- 11) Conversational / speech / UL:4.75 DL:4.75 kbps / CS RAB
+ UL:1.7 DL:1.7 kbps SRBs for DCCH.
- 12) Conversational / unknown / UL:28.8 DL:28.8 kbps / CS RAB
+ UL:3.4 DL:3.4 kbps SRBs for DCCH.
- 13) Conversational / unknown / UL:64 DL:64 kbps / CS RAB
+ UL:3.4 DL:3.4 kbps SRBs for DCCH.
- 14) Conversational / unknown / UL:32 DL:32 kbps / CS RAB
+ UL:3.4 DL:3.4 kbps SRBs for DCCH.
- 15) Streaming / unknown / UL:14.4/DL:14.4 kbps / CS RAB
+ UL:3.4 DL:3.4 kbps SRBs for DCCH.
- 16) Streaming / unknown / UL:28.8/DL:28.8 kbps / CS RAB
+ UL:3.4 DL:3.4 kbps SRBs for DCCH.
- 17) Streaming / unknown / UL:57.6/DL:57.6 kbps / CS RAB
+ UL:3.4 DL:3.4 kbps SRBs for DCCH.
- 18) Void.
- 19) Void.
- 20) Void.
- 21) Void.
- 22) Void..
- 23) Interactive or background / UL:32 DL:8 kbps / PS RAB
+ UL:3.4 DL:3.4 kbps SRBs for DCCH.
- 23a) Interactive or background / UL:8 DL:8 kbps / PS RAB
+ UL:3.4 DL:3.4 kbps SRBs for DCCH
- 23b) Interactive or background / UL:16 DL:16 kbps / PS RAB
+ UL:3.4 DL:3.4 kbps SRBs for DCCH
- 23c) Interactive or background / UL:32 DL:32 kbps / PS RAB
+ UL:3.4 DL:3.4 kbps SRBs for DCCH
- 23d) Interactive or background / UL:32 DL:32 kbps / PS RAB (20 ms TTI)
+ UL:3.4 DL:3.4 kbps SRBs for DCCH
- 24) Void..

- 25) Interactive or background / UL:32 DL: 64 kbps / PS RAB
+ UL:3.4 DL:3.4 kbps SRBs for DCCH.
- 26) Interactive or background / UL:64 DL: 64 kbps / PS RAB
+ UL:3.4 DL:3.4 kbps SRBs for DCCH.
- 27) Interactive or background / UL:64 DL:128 kbps / PS RAB
+ UL:3.4 DL:3.4 kbps SRBs for DCCH.
- 28) Interactive or background / UL:128 DL:128 kbps / PS RAB
+ UL:3.4 DL:3.4 kbps SRBs for DCCH.
- 29) Interactive or background / UL:64 DL:144 kbps / PS RAB
+ UL:3.4 DL:3.4 kbps SRBs for DCCH.
- 30) Interactive or background / UL:144 DL:144 kbps / PS RAB
+ UL:3.4 DL:3.4 kbps SRBs for DCCH.
- 31) Interactive or background / UL:64 DL:256 kbps / PS RAB
+ UL:3.4 DL: 3.4 kbps SRBs for DCCH.
- 32) Interactive or background / UL:64 DL:384 kbps / PS RAB
+ UL:3.4 DL: 3.4 kbps SRBs for DCCH.
- 33) Interactive or background / UL:128 DL:384 kbps / PS RAB
+ UL:3.4 DL:3.4 kbps SRBs for DCCH.
- 34) Interactive or background / UL:384 DL:384 kbps / PS RAB
+ UL:3.4 DL:3.4 kbps SRBs for DCCH.
- 35) Interactive or background / UL:64 DL:2 048 kbps / PS RAB
+ UL:3.4 DL:3.4 kbps SRBs for DCCH.
- 36) Interactive or background / UL:128 DL:2 048 kbps / PS RAB
+ UL:3.4 DL:3.4 kbps SRBs for DCCH.
- 37) Interactive or background / UL:384 DL:2 048 kbps / PS RAB
+ UL:3.4 DL:3.4 kbps SRBs for DCCH.
- 38) Conversational / speech / UL:12.2 DL:12.2 kbps / CS RAB
+ Interactive or background / UL:32 DL:8 kbps / PS RAB
+ UL:3.4 DL:3.4 kbps SRBs for DCCH.
- 38a) Conversational / speech / 12.2 kbps / CS RAB
+ Interactive or background / UL:0 DL:0 kbps / PS RAB + UL:3.4 DL:3.4 kbps SRBs for DCCH
- 38b) Conversational / speech / UL:12.2 DL:12.2 kbps / CS RAB
+ Interactive or background/ UL:8 DL:8 kbps / PS RAB + UL:3.4 DL:3.4 kbps SRBs for DCCH
- 38c) Conversational / speech / UL:12.2 DL:12.2 kbps / CS RAB
+ Interactive or background/ UL:32 DL:32 kbps / PS RAB + UL:3.4 DL:3.4 kbps SRBs for DCCH
- 38d) Conversational / speech / UL:12.2 DL:12.2 kbps / CS RAB
+ Interactive or background/ UL:64 DL:64 kbps / PS RAB
+ Interactive or background / UL:64 DL:64 kbps / PS RAB + UL:3.4 DL:3.4 kbps SRBs for DCCH
- 38e) Conversational / speech / UL:(12.2 7.95 5.9 4.75) DL:(12.2 7.95 5.9 4.75) kbps / CS RAB
+ Interactive or background / UL:0 DL:0 kbps / PS RAB
+ UL:3.4 DL:3.4 kbps SRBs for DCCH
- 38f) Conversational / speech / (12.2 7.95 5.9 4.75) kbps / CS RAB
+ Interactive or background / UL:8 DL:8 kbps / PS RAB + UL:3.4 DL:3.4 kbps SRBs for DCCH
- 38g) Conversational / speech / (12.2 7.95 5.9 4.75) kbps / CS RAB
+ Interactive or background / UL:16 DL:16 kbps / PS RAB + UL:3.4 DL:3.4 kbps SRBs for DCCH

- 38h) Conversational / speech / (12.2 7.95 5.9 4.75) kbps / CS RAB
+ Interactive or background / UL:32 DL:32 kbps / PS RAB + UL:3.4 DL:3.4 kbps SRBs for DCCH
- 38i) Conversational / speech / (12.2 7.95 5.9 4.75) kbps / CS RAB
+ Interactive or background / UL:64 DL:64 kbps / PS RAB
+ UL:3.4 DL:3.4 kbps SRBs for DCCH
- 38j) Conversational / speech / (12.2 7.95 5.9 4.75) kbps / CS RAB
+ Interactive or background / UL:64 DL:128 kbps / PS RAB
+ UL:3.4 DL:3.4 kbps SRBs for DCCH
- 39) Conversational / speech / UL:12.2 DL:12.2 kbps / CS RAB
+ Interactive or background / UL:32 DL:64 kbps / PS RAB
+ UL:3.4 DL:3.4 kbps SRBs for DCCH.
- 40) Conversational / speech / UL:12.2 DL:12.2 kbps / CS RAB
+ Interactive or background / UL:64 DL:64 kbps / PS RAB
+ UL:3.4 DL: 3.4 kbps SRBs for DCCH.
- 41) Conversational / speech / UL:12.2 DL:12.2 kbps / CS RAB
+ Interactive or background / UL:64 DL:128 kbps / PS RAB
+ UL:3.4 DL:3.4 kbps SRBs for DCCH.
- 42) Conversational / speech / UL:12.2 DL:12.2 kbps / CS RAB
+ Interactive or background / UL:64 DL:256 kbps / PS RAB
+ UL:3.4 DL:3.4 kbps SRBs for DCCH.
- 43) Conversational / speech / UL:12.2 DL:12.2 kbps / CS RAB
+ Interactive or background / UL:64 DL:384 kbps / PS RAB
+ UL:3.4 DL:3.4 kbps SRBs for DCCH.
- 44) Conversational / speech / UL:12.2 DL:12.2 kbps / CS RAB
+ Interactive or background / UL:128 DL:2 048 kbps / PS RAB
+ UL:3.4 DL:3.4 kbps SRBs for DCCH.
- 45) Conversational / speech / UL:12.2 DL:12.2 kbps / CS RAB
+ Streaming / unknown / UL:57.6 DL:57.6 kbps / CS RAB
+ UL:3.4 DL:3.4 kbps SRBs for DCCH.
- 46) Void
- 47) Void
- 48) Void
- 49) Conversational / speech / UL:12.2 DL:12.2 kbps / CS RAB
+ Conversational / unknown / UL:64 DL:64 kbps / CS RAB
+ UL:3.4 DL:3.4 kbps SRBs for DCCH.
- 49a) Conversational / speech / UL:(12.2 7.95 5.9 4.75) DL:(12.2 7.95 5.9 4.75) kbps / CS RAB
+ Conversational / unknown / UL:64 DL:64 kbps / CS RAB
+ UL:3.4 DL:3.4 kbps SRBs for DCCH
- 50) Conversational / unknown / UL:64 DL:64 kbps / CS RAB
+ Conversational / unknown / UL:64 DL:64 kbps / CS RAB
+ UL:3.4 DL:3.4 kbps SRBs for DCCH.
- 51) Conversational / unknown / UL:64 DL:64 kbps / CS RAB
+ Interactive or background / UL:64 DL:64 kbps / PS RAB
+ UL:3.4 DL:3.4 kbps SRBs for DCCH.
- 51a) Conversational / unknown / UL:64 DL:64 kbps / CS RAB
+ Interactive or Background / UL:8 DL:8 kbps / PS RAB
+ UL:3.4 DL:3.4 kbps SRBs for DCCH

- 51b) Conversational / unknown / UL:64 DL:64 kbps / CS RAB
+ Interactive or Background / UL:16 DL:64 kbps / PS RAB
+ UL:3.4 DL:3.4 kbps SRBs for DCCH
- 52) Conversational / unknown / UL:64 DL:64 kbps / CS RAB
+ Interactive or background / UL:64 DL:128 kbps / PS RAB
+ UL:3.4 DL:3.4 kbps SRBs for DCCH.
- 53) Conversational / unknown / UL:64 DL:64 kbps / CS RAB
+ Interactive or background / UL:128 DL:128 kbps / PS RAB
+ UL:3.4 DL:3.4 kbps SRBs for DCCH.
- 54) Void.
- 55) Void
- 56) Interactive or background / UL:8 DL:8 kbps / PS RAB
+ Interactive or background / UL:8 DL:8 kbps / PS RAB
+ UL:3.4 DL:3.4 kbps SRBs for DCCH
- 57) Interactive or background / UL:64 DL:64 kbps / PS RAB
+ Interactive or background / UL:64 DL:64 kbps / PS RAB
+ UL:3.4 DL:3.4 kbps SRBs for DCCH
- 58) Streaming / unknown / UL:16 DL:64 kbps / PS RAB
+ Interactive or background / UL:8 DL:8 kbps / PS RAB
+ UL:3.4 DL:3.4 kbps SRBs for DCCH
- 59) Reserved for future use
- 60) Reserved for future use
- 61) Conversational / unknown / UL:8 DL:8 kbps / PS RAB
+ Interactive or Background / UL:8 DL:8 kbps / PS RAB
+ UL:3.4 DL:3.4 kbps SRBs for DCCH

Combinations on PDSCH, SCCPCH, PUSCH and PRACH

- 1) Interactive or background / UL:64 DL:256 kbps / PS RAB
+ UL: 3.4/16.8 DL:3.4/ 33.6 kbps SRBs for DCCH, CCCH and BCCH
+ UL:16.8 DL: 16 kbps SRBs for SHCCH.
- 2) Interactive or background / UL:64 DL:384 kbps / PS RAB
+ UL: 3.4/16.8 DL: 3.4/33.6 kbps SRBs for DCCH, CCCH and BCCH
+ UL: 16.8 DL: 16 kbps SRBs for SHCCH.
- 3) Interactive or background / UL:64 DL:2 048 kbps / PS RAB
+ UL:3.4/16.8 DL: 3.4/33.6 kbps SRBs for DCCH, CCCH and BCCH
+ UL: 16.8 DL: 16 kbps SRBs for SHCCH.
- 4) Interactive or background / UL:384 DL:2 048 kbps / PS RAB
+ UL:3.4/16.8 DL: 3.4/33.6 kbps SRBs for DCCH, CCCH and BCCH
+ UL: 16.8 DL: 16 kbps SRBs for SHCCH.

Combinations on PDSCH, SCCPCH, DPCH, PUSCH and PRACH

- 1) Conversational / speech / UL:12.2 DL:12.2 kbps / CS RAB
+ UL:3.4 DL:3.4 kbps SRBs for DCCH
+ Interactive or background / UL:64 DL:256 kbps / PS RAB
+ UL:16.8 kbps SRBs for CCCH and SHCCH
+ DL: 33.6 kbps SRBs for CCCH, SHCCH and BCCH.
- 2) Conversational / speech / UL:12.2 DL:12.2 kbps / CS RAB
+ UL:3.4 DL:3.4 kbps SRBs for DCCH
+ Interactive or background / UL:64 DL:384 kbps / PS RAB

- + UL:16.8 kbps SRBs for CCCH and SHCCH
- + DL: 33.6 kbps SRBs for CCCH, SHCCH and BCCH.

- 3) Conversational / speech / UL:12.2 DL:12.2 kbps / CS RAB
 - + UL:3.4 DL:3.4 kbps SRBs for DCCH
 - + Interactive or background / UL:64 DL:2 048 kbps / PS RAB
 - + UL:16.8 kbps SRBs for CCCH and SHCCH
 - + DL: 33.6 kbps SRBs for CCCH, SHCCH and BCCH.

Combinations on SCCPCH

- 1) Stand-alone 12 kbps SRB for PCCH.
- 2) Interactive or background / DL:32 kbps / PS RAB
 - + SRB for CCCH
 - + SRBs for DCCH
 - + SRB for BCCH.
- 2a) Interactive/Background 32 kbps PS RAB + Interactive/Background 32 kbps PS RAB
 - + SRBs for CCCH
 - + SRB for DCCH
 - + SRB for BCCH
- 2b) SRBs for CCCH
 - + SRB for DCCH
 - + SRB for BCCH
- 3) Interactive or background / DL:32 kbps / PS RAB
 - + SRB for PCCH
 - + SRB for CCCH
 - + SRBs for DCCH
 - + SRB for BCCH.
- 3a) SRB for PCCH
 - + SRB for CCCH
 - + SRB for DCCH
 - + SRB for BCCH
- 4) RB for CTCH
 - + SRB for CCCH
 - + SRB for BCCH

Combinations on PRACH

- 1) Interactive or background / UL:12.8 kbps / PS RAB
 - + SRB for CCCH
 - + SRBs for DCCH.

Combinations on DPCH and HS-PDSCH

- 1) Interactive or background / UL:64 DL: [max bit rate depending on UE category] / PS RAB + UL:3.4 DL:3.4 kbps SRBs for DCCH (REL-5)
- 2) Interactive or background / UL:128 DL: [max bit rate depending on UE category] / PS RAB + UL:3.4 DL:3.4 kbps SRBs for DCCH (REL-5)
- 3) Interactive or background / UL:384 DL: [max bit rate depending on UE category] / PS RAB + UL:3.4 DL:3.4 kbps SRBs for DCCH (REL-5)
- 4) Conversational / speech / UL:12.2 DL:12.2 kbps / CS RAB + Interactive or background / UL:384 DL:[Bit rate depending on the UE category] / PS RAB + UL:3.4 DL:3.4 kbps SRBs for DCCH (REL-5)
- 5) Conversational / speech / UL:12.2 DL:12.2 kbps / CS RAB + Interactive or background / UL:64 DL:[Bit rate depending on the UE category] / PS RAB + UL:3.4 DL:3.4 kbps SRBs for DCCH (REL-5)

- 6) Conversational / unknown / UL:64 DL:64 kbps / CS RAB + Interactive or background / UL:384 DL:[Bit rate depending on the UE category] / PS RAB + UL:3.4 DL:3.4 kbps SRBs for DCCH (REL-5)
- 7) Conversational / unknown / UL:64 DL:64 kbps / CS RAB + Interactive or background / UL:64 DL:[Bit rate depending on the UE category] / PS RAB + UL:3.4 DL:3.4 kbps SRBs for DCCH (REL-5)
- 8) Interactive or background / UL:384 DL:[Bit rate depending on the UE category] / PS RAB + Interactive or background / UL:384 DL:[Bit rate depending on the UE category] / PS RAB + UL:3.4 DL:3.4 kbps SRBs for DCCH (REL-5)
- 9) Interactive or background / UL:64 DL:[Bit rate depending on the UE category] / PS RAB + Interactive or background / UL:64 DL:[Bit rate depending on the UE category] / PS RAB + UL:3.4 DL:3.4 kbps SRBs for DCCH (REL-5)
- 10) Streaming / unknown / UL:128 DL: [guaranteed 128, max bit rate depending on UE category] kbps / PS RAB + Interactive or background / UL:128 DL: [max bit rate depending on UE category] / PS RAB + UL:3.4 DL:3.4 kbps SRBs for DCCH (REL-5)
- 11) Conversational / speech / UL:12.2 DL:12.2 kbps / CS RAB + Streaming / unknown / UL:128 DL: [guaranteed 128, max bit rate depending on UE category] kbps / PS RAB + Interactive or background / UL:128 DL: [max bit rate depending on UE category] / PS RAB + UL:3.4 DL:3.4 kbps SRBs for DCCH (REL-5)

6.11.6.3 Example of linkage between RABs and services

RABs, which are included in the present document, can provide the services as shown in table 6.10.1.1: Traffic classes. Furthermore, the required BER for each RAB, which is assumed in the present document, is shown in table 6.11.6.3.1.

Table 6.11.6.3.1: Example of linkage between RABs and services

Traffic class ^[3]	RAB			Residual BER ^[3]	Services
	SSD ^[3]	Max. rate, kbps	CS/PS		
Conversational	Speech	UL:4.75-12.2 DL:4.75-12.2	CS	5×10^{-4} , 1×10^{-3} , 5×10^{-3}	AMR speech
Conversational	Unknown	UL:64 DL:64	CS	1×10^{-4} or 1×10^{-6}	UDI 1B, 64k 3G-324M ^[4]
Conversational	Unknown	UL:32 DL:32	CS	1×10^{-4} or 1×10^{-6}	32k 3G-324M ^[4]
Conversational	Unknown	UL:28.8 DL:28.8	CS	1×10^{-3}	Transparent modem
Streaming	Unknown	UL:14.4 DL:14.4	CS	1×10^{-3}	FAX ^[6]
Streaming	Unknown	UL:28.8 DL:28.8	CS	1×10^{-3}	FAX ^[6] PIAFS 32 kbps
Streaming	Unknown	UL:57.6 DL:57.6	CS	1×10^{-3}	Modem ^[6] , FTM ^[5] , PIAFS 64 kbps
Streaming	Unknown	UL:64-128 or DL:64-384	CS	1×10^{-3} or 1×10^{-4}	Streaming video, unidirectional
Interactive or Background	N/A	UL:32-384 DL:8-2048	PS	1×10^{-3} or 1×10^{-4}	Packet

NOTE 1: SMS can be provided via the signalling RB (DCCH) on DPCH or SCCPCH.

NOTE 2: CBS can be provided via the signalling RB (CTCH) on SCCPCH

NOTE 3: UDI *n*B can be provided via *n* RABs of conversational 64 kbps.

6.11.6.4 Typical radio parameter sets

NOTE The order of tables and MAC-d flow numbering in this section may be different than the RB IDs and MAC-d flow IDs as defined in default messages in section 9.

6.11.6.4.1 Combinations on DPCH

6.11.6.4.1.1 Stand-alone UL:1.7 DL:1.7 kbps SRBs for DCCH

6.11.6.4.1.1.1 Uplink

6.11.6.4.1.1.1.1 Transport channel parameters

6.11.6.4.1.1.1.1.1 Transport channel parameters for UL:1.7 kbps SRBs for DCCH

Higher layer	RAB/signalling RB	SRB#1	SRB#2	SRB#3	SRB#4
	User of Radio Bearer	RRC	RRC	NAS_DT High priority	NAS_DT Low priority
RLC	Logical channel type	DCCH	DCCH	DCCH	DCCH
	RLC mode	UM	AM	AM	AM
	Payload sizes, bit	136	128	128	128
	Max data rate, bps	1 700	1 600	1 600	1 600
	AMD/UMD PDU header, bit	8	16	16	16
MAC	MAC header, bit	4	4	4	4
	MAC multiplexing	4 logical channel multiplexing			
Layer 1	TrCH type	DCH			
	TB sizes, bit	148 (alt. 0,148) (note)			
	TFS	TF0, bits	0x148 (alt 1x0) (note)		
		TF1, bits	1x148		
	TTI, ms	80			
	Coding type	CC 1/3			
	CRC, bit	16			
	Max number of bits/TTI before rate matching	516			
	Max number of bits/radio frame before rate matching	65			
RM attribute	155 to 185				

NOTE: Alternative parameters enable the measurement "transport channel BLER" in the UTRAN.

6.11.6.4.1.1.1.1.2 TFCS

TFCS size	2
TFCS	SRBs for DCCH = (TF0), (TF1)

NOTE: The first TFC is required for the alt. case, optional otherwise.

6.11.6.4.1.1.1.2 Physical channel parameters

DPCH Uplink	Midamble	1024 chips
	Codes and time slots	SF32 x 1 code x 1 time slot
	Max. Number of data bits/radio frame	234
	TFCI code word	8 bits
	TPC	2 bits
	Puncturing Limit	1

NOTE: In case the first TFC in the TFCS is not configured, the TFCI code word will be 4 bits.

6.11.6.4.1.1.2 Downlink

6.11.6.4.1.1.2.1 Transport channel parameters

6.11.6.4.1.1.2.1.1 Transport channel parameters for DL:1.7 kbps SRBs for DCCH

Higher layer	RAB/signalling RB	SRB#1	SRB#2	SRB#3	SRB#4
	User of Radio Bearer	RRC	RRC	NAS_DT High priority	NAS_DT Low priority
RLC	Logical channel type	DCCH	DCCH	DCCH	DCCH
	RLC mode	UM	AM	AM	AM
	Payload sizes, bit	136	128	128	128
	Max data rate, bps	1 700	1 600	1 600	1 600
	AMD/UMD PDU header, bit	8	16	16	16
MAC	MAC header, bit	4	4	4	4
	MAC multiplexing	4 logical channel multiplexing			
Layer 1	TrCH type	DCH			
	TB sizes, bit	148 (alt. 0,148) (note)			

	TFS	TF0, bits	0 x148 (alt. 1x0) (note)
		TF1, bits	1x148
	TTI, ms		80
	Coding type		CC 1/3
	CRC, bit		16
	Max number of bits/TTI before rate matching		516
	Max number of bits/radio frame before rate matching		65
	RM attribute		155 to 185
NOTE: Alternative parameters enable the measurement "transport channel BLER" in the UE.			

6.11.6.4.1.1.2.1.2 TFCS

TFCS size	2
TFCS	SRBs for DCCH = (TF0), (TF1)
NOTE: The first TFC is required for the alt. case, optional otherwise.	

6.11.6.4.1.1.2.2 Physical channel parameters

DPCH Downlink	Midamble	1024 chips
	Codes and time slots	SF32 x 1 code x 1 time slot
	Max. Number of data bits/radio frame	236 bits
	TFCI code word	8 bits
	Puncturing limit	1
NOTE: In case the first TFC in the TFCS is not configured, the TFCI code word will be 4 bits.		

6.11.6.4.1.1a Stand-alone UL:1.7 DL:1.7 kbps SRBs for DCCH (multiframe)

6.11.6.4.1.1a.1 Uplink

6.11.6.4.1.1a.1.1 Transport channel parameters

6.11.6.4.1.1a.1.1.1 Transport channel parameters for UL:1.7 kbps SRBs for DCCH

Higher layer	RAB/signalling RB	SRB#1	SRB#2	SRB#3	SRB#4
	User of Radio Bearer	RRC	RRC	NAS_DT High priority	NAS_DT Low priority
RLC	Logical channel type	DCCH	DCCH	DCCH	DCCH
	RLC mode	UM	AM	AM	AM
	Payload sizes, bit	136	128	128	128
	Max data rate, bps	1 700	1 600	1 600	1 600
	AMD/UMD PDU header, bit	8	16	16	16
MAC	MAC header, bit	4	4	4	4
	MAC multiplexing	4 logical channel multiplexing			
Layer 1	TrCH type	DCH			
	TB sizes, bit	148			
	TFS	TF0, bits	0x148		
		TF1, bits	1x148		
	TTI, ms		20		
	Coding type		CC 1/3		
	CRC, bit		16		
	Max number of bits/TTI before rate matching		516		
	Max number of bits/radio frame before rate matching		258		

6.11.6.4.1.1a.1.1.2 TFCS

TFCS size	2
TFCS	SRBs for DCCH = (TF0), (TF1)

6.11.6.4.1.1a.1.2 Physical channel parameters

DPCH Uplink	Midamble	512 chips
	Codes and time slots	SF32 x 1 code x 1 time slot
	Max. Number of data bits/radio frame	266
	TFCI code word	8 bits
	TPC	2 bits
	Puncturing Limit	1
	Repetition period	8
	Repetition length	2
NOTE: In case the first TFC in the TFCS is not configured, the TFCI code word will be 4 bits.		

6.11.6.4.1.1a.2 Downlink

6.11.6.4.1.1a.2.1 Transport channel parameters

6.11.6.4.1.1a.2.1.1 Transport channel parameters for DL:1.7 kbps SRBs for DCCH

Higher layer	RAB/signalling RB	SRB#1	SRB#2	SRB#3	SRB#4
	User of Radio Bearer	RRC	RRC	NAS_DT High priority	NAS_DT Low priority
RLC	Logical channel type	DCCH	DCCH	DCCH	DCCH
	RLC mode	UM	AM	AM	AM
	Payload sizes, bit	136	128	128	128
	Max data rate, bps	1 700	1 600	1 600	1 600
	AMD/UMD PDU header, bit	8	16	16	16
MAC	MAC header, bit	4	4	4	4
	MAC multiplexing	4 logical channel multiplexing			
Layer 1	TrCH type	DCH			
	TB sizes, bit	148			
	TFS	TF0, bits	0 x148		
		TF1, bits	1x148		
	TTI, ms	20			
	Coding type	CC 1/3			
	CRC, bit	16			
	Max number of bits/TTI before rate matching	516			
	Max number of bits/radio frame before rate matching	258			

6.11.6.4.1.1a.2.1.2 TFCS

TFCS size	2
TFCS	SRBs for DCCH = (TF0), (TF1)
NOTE: The first TFC is optional.	

6.11.6.4.1.1a.2.2 Physical channel parameters

DPCH Downlink	Midamble	512 chips
	Codes and time slots	SF32 x 1 code x 1 time slot
	Max. Number of data bits/radio frame	268 bits
	TFCI code word	8 bits
	Puncturing limit	1
	Repetition period	8
	Repetition length	2
	NOTE: In case the first TFC in the TFCS is not configured, the TFCI code word will be 4 bits.	

6.11.6.4.1.2 Stand-alone UL:3.4 DL:3.4 kbps SRBs for DCCH

6.11.6.4.1.2.1 Uplink

6.11.6.4.1.2.1.1 Transport channel parameters

6.11.6.4.1.2.1.1.1 Transport channel parameters for UL:3.4 kbps SRBs for DCCH

Higher layer	RAB/signalling RB	SRB#1	SRB#2	SRB#3	SRB#4
	User of Radio Bearer	RRC	RRC	NAS_DT High priority	NAS_DT Low priority
RLC	Logical channel type	DCCH	DCCH	DCCH	DCCH
	RLC mode	UM	AM	AM	AM
	Payload sizes, bit	136	128	128	128
	Max data rate, bps	3 400	3 200	3 200	3 200
	AMD/UMD PDU header, bit	8	16	16	16
MAC	MAC header, bit	4	4	4	4
	MAC multiplexing	4 logical channel multiplexing			
Layer 1	TrCH type	DCH			
	TB sizes, bit	148 (alt. 0,148) (note)			
	TFS	TF0, bits	0x148 (alt. 1x0) (note)		
		TF1, bits	1x148		
	TTI, ms	40			
	Coding type	CC 1/3			
	CRC, bit	16			
	Max number of bits/TTI before rate matching	516			
	Max number of bits/radio frame before rate matching	129			
	RM attribute	155 to 165			
NOTE: Alternative parameters enable the measurement "transport channel BLER" in the UTRAN.					

6.11.6.4.1.2.1.1.2 TFCS

TFCS size	2
TFCS	SRBs for DCCH = (TF0), (TF1)
NOTE: The first TFC is required for the alt. case, optional otherwise.	

6.11.6.4.1.2.1.2 Physical channel parameters

DPCH Uplink	Midamble	1024 chips
	Codes and time slots	SF32 x 1 code x 1 time slot
	Max. Number of data bits/radio frame	234 bits
	TFCI code word	8 bits
	TPC	2 bit
	Puncturing Limit	1
NOTE: In case the first TFC in the TFCS is not configured, the TFCI code word will be 4 bits.		

6.11.6.4.1.2.2 Downlink

6.11.6.4.1.2.2.1 Transport channel parameters

6.11.6.4.1.2.2.1.1 Transport channel parameters for DL:3.4 kbps SRBs for DCCH

Higher layer	RAB/signalling RB	SRB#1	SRB#2	SRB#3	SRB#4
	User of Radio Bearer	RRC	RRC	NAS_DT High priority	NAS_DT Low priority
RLC	Logical channel type	DCCH	DCCH	DCCH	DCCH
	RLC mode	UM	AM	AM	AM
	Payload sizes, bit	136	128	128	128
	Max data rate, bps	3 400	3 200	3 200	3 200
	AMD/UMD PDU header, bit	8	16	16	16
MAC	MAC header, bit	4	4	4	4
	MAC multiplexing	4 logical channel multiplexing			
Layer 1	TrCH type	DCH			
	TB sizes, bit	148 (alt. 0, 148) (note)			
	TFS	TF0, bits	0x148 (alt. 1x0) (note)		
		TF1, bits	1x148		
	TTI, ms	40			

	Coding type	CC 1/3
	CRC, bit	16
	Max number of bits/TTI before rate matching	516
	Max number of bits/radio frame before rate matching	129
	RM attribute	155 to 165
NOTE: Alternative parameters enable the measurement "transport channel BLER" in the UE.		

6.11.6.4.1.2.2.1.2 TFCS

TFCS size	2
TFCS	SRBs for DCCH = (TF0), (TF1)
NOTE: The first TFC is required for the alt. case, optional otherwise.	

6.11.6.4.1.2.2.2 Physical channel parameters

DPCH Downlink	Midamble	1024 chips
	Codes and time slots	SF32 x 1 code x 1 time slot
	Max. Number of data bits/radio frame	236
	TFCI code word	8 bits
	Puncturing limit	1
NOTE: In case the first TFC in the TFCS is not configured, the TFCI code word will be 4 bits.		

6.11.6.4.1.3 Stand-alone UL:13.6 DL:13.6 kbps SRBs for DCCH

6.11.6.4.1.3.1 Uplink

6.11.6.4.1.3.1.1 Transport channel parameters

6.11.6.4.1.3.1.1.1 Transport channel parameters for UL:13.6 kbps SRBs for DCCH

Higher layer	RAB/signalling RB	SRB#1	SRB#2	SRB#3	SRB#4
	User of Radio Bearer	RRC	RRC	NAS_DT High priority	NAS_DT Low priority
RLC	Logical channel type	DCCH	DCCH	DCCH	DCCH
	RLC mode	UM	AM	AM	AM
	Payload sizes, bit	136	128	128	128
	Max data rate, bps	13 600	12 800	12 800	12 800
	AMD/UMD PDU header, bit	8	16	16	16
MAC	MAC header, bit	4	4	4	4
	MAC multiplexing	4 logical channel multiplexing			
Layer 1	TrCH type	DCH			
	TB sizes, bit	148 (alt. 0,148) (note)			
	TFS	TF0, bits	0x148 (alt. 1x0) (note)		
		TF1, bits	1x148		
	TTI, ms	10			
	Coding type	CC 1/3			
	CRC, bit	16			
	Max number of bits/TTI before rate matching	516			
	Max number of bits/radio frame before rate matching	516			
	NOTE: Alternative parameters enable the measurement "transport channel BLER" in the UTRAN.				

6.11.6.4.1.3.1.1.2 TFCS

TFCS size	2
TFCS	SRBs for DCCH = (TF0), (TF1)
NOTE: The first TFC is required for the alt. case, optional otherwise.	

6.11.6.4.1.3.1.2 Physical channel parameters

DPCH Uplink	Midamble	1024 chips
	Codes and time slots	SF16 x 1 code x 1 time slot
	Max. Number of data bits/radio frame	468 bits
	TFCI code word	8 bits
	TPC	2 bits
	Puncturing Limit	0.88
NOTE: In case the first TFC in the TFCS is not configured, the TFCI code word will be 4 bits.		

6.11.6.4.1.3.2 Downlink

6.11.6.4.1.3.2.1 Transport channel parameters

6.11.6.4.1.3.2.1.1 Transport channel parameters for DL:13.6 kbps SRBs for DCCH

Higher layer	RAB/signalling RB	SRB#1	SRB#2	SRB#3	SRB#4
	User of Radio Bearer	RRC	RRC	NAS_DT High priority	NAS_DT Low priority
RLC	Logical channel type	DCCH	DCCH	DCCH	DCCH
	RLC mode	UM	AM	AM	AM
	Payload sizes, bit	136	128	128	128
	Max data rate, bps	13 600	12 800	12 800	12 800
MAC	AMD/UMD PDU header, bit	8	16	16	16
	MAC header, bit	4	4	4	4
Layer 1	MAC multiplexing	4 logical channel multiplexing			
	TrCH type	DCH			
	TB sizes, bit	148 (alt. 0,148) (note)			
	TFS	TF0, bits	0x148 (alt. 1x0) (note)		
		TF1, bits	1x148		
	TTI, ms	10			
	Coding type	CC 1/3			
	CRC, bit	16			
	Max number of bits/TTI before rate matching	516			
	Max number of bits/radio frame before rate matching	516			

NOTE: Alternative parameters enable the measurement "transport channel BLER" in the UE.

6.11.6.4.1.3.2.1.2 TFCS

TFCS size	2
TFCS	SRBs for DCCH = (TF0), (TF1)
NOTE: The first TFC is required for the alt. case, optional otherwise.	

6.11.6.4.1.3.2.2 Physical channel parameters

DPCH Downlink	Midamble	1024 chips
	Codes and time slots	SF32 x 2 codes x 1 time slot
	Max. Number of data bits/radio frame	480 bits
	TFCI code word	8 bits
	Puncturing limit	0.92
NOTE: In case the first TFC in the TFCS is not configured, the TFCI code word will be 4 bits.		

6.11.6.4.1.4 Conversational / speech / UL:12.2 DL:12.2 kbps / CS RAB + UL:3.4 DL:3.4 kbps SRBs for DCCH

6.11.6.4.1.4.1 Uplink

6.11.6.4.1.4.1.1 Transport channel parameters

6.11.6.4.1.4.1.1.1 Transport channel parameters for Conversational / speech / UL:12.2 kbps / CS RAB

Higher layer	RAB/Signalling RB	RAB subflow #1	RAB subflow #2	RAB subflow #3	
RLC	Logical channel type	DTCH			
	RLC mode	TM	TM	TM	
	Payload sizes, bit	39, 81 (alt. 0, 39, 81)	103	60	
	Max data rate, bps	12 200			
	TrD PDU header, bit	0			
MAC	MAC header, bit	0			
	MAC multiplexing	N/A			
Layer 1	TrCH type	DCH	DCH	DCH	
	TB sizes, bit	39, 81 (alt. 0, 39, 81)	103	60	
	TFS	TF0, bits	0x81(alt. 1x0) (note)	0x103	0x60
		TF1, bits	1x39	1x103	1x60
		TF2, bits	1x81	N/A	N/A
	TTI, ms	20	20	20	
	Coding type	CC 1/3	CC 1/3	CC 1/2	
	CRC, bit	12	N/A	N/A	
	Max number of bits/TTI after channel coding	303	333	136	
	Max number of bits/radio frame before rate matching	152	167	68	
RM attribute	180 to 220	170 to 210	215 to 256		
NOTE: In case of using this alternative, CRC parity bits are to be attached to RAB subflow#1 any time since number of TrBlks are 1 even if there is no data on RAB subflow#1 (see clause 4.2.1.1 in 3GPP TS 25.222 [29]).					

6.11.6.4.1.4.1.1.2 Transport channel parameters for UL:3.4 kbps SRBs for DCCH

See clause 6.11.6.4.1.2.1.1.1.

6.11.6.4.1.4.1.1.3 TFCS

TFCS size	6
TFCS	(RAB subflow#1, RAB subflow#2, RAB subflow#3,DCCH)= (TF0, TF0, TF0, TF0), (TF1, TF0, TF0, TF0), (TF2, TF1, TF1, TF0), (TF0, TF0, TF0, TF1), (TF1, TF0, TF0, TF1), (TF2, TF1, TF1, TF1)
NOTE: In case TB size zero is configured for any transport channel, the first TFC is required; it is optional otherwise.	

6.11.6.4.1.4.1.2 Physical channel parameters

DPCH Uplink	Midamble	1024 chips
	Codes and time slots	SF16 x 1 code x 1 time slot
	Max. Number of data bits/radio frame	452 bits
	TFCI code word	16 bits
	TPC	2 bit
	Puncturing Limit	0.72

6.11.6.4.1.4.2 Downlink

6.11.6.4.1.4.2.1 Transport channel parameters

6.11.6.4.1.4.2.1.1 Transport channel parameters for Conversational / speech / DL:12.2 kbps / CS RAB

Higher layer	RAB/Signalling RB	RAB subflow #1	RAB subflow #2	RAB subflow #3
--------------	-------------------	----------------	----------------	----------------

RLC	Logical channel type		DTCH		
	RLC mode		TM	TM	TM
	Payload sizes, bit		39,81 (alt. 0, 39, 81)	103	60
	Max data rate, bps		12 200		
	TrD PDU header, bit		0		
MAC	MAC header, bit		0		
	MAC multiplexing		N/A		
Layer 1	TrCH type		DCH	DCH	DCH
	TB sizes, bit		39,81 (alt. 0,39,81)	103	60
	TFS	TF0, bits	0x81 (alt. 1x0) (note)	0x103	0x60
		TF1, bits	1x39	1x103	1x60
		TF2, bits	1x81	N/A	N/A
	TTI, ms		20	20	20
	Coding type		CC 1/3	CC 1/3	CC 1/2
	CRC, bit		12	N/A	N/A
	Max number of bits/TTI after channel coding		303	333	136
	Max number of bits/radio frame before rate matching		152	167	68
RM attribute		180 to 220	170 to 210	215 to 256	
NOTE: CRC parity bits are to be attached to RAB subflow#1 any time since number of TrBlks are 1 even if there is no data on RAB subflow#1 (see clause 4.2.1.1 in 3GPP TS 25.222 [29]).					

6.11.6.4.1.4.2.1.2 Transport channel parameters for DL:3.4 kbps SRBs for DCCH

See clause 6.11.6.4.1.2.2.1.1.

6.11.6.4.1.4.2.1.3 TFCS

TFCS size	6
TFCS	(RAB subflow#1, RAB subflow#2, RAB subflow#3,DCCH)= (TF0, TF0, TF0, TF0), (TF1, TF0, TF0, TF0), (TF2, TF1, TF1, TF0), (TF0, TF0, TF0, TF1), (TF1, TF0, TF0, TF1), (TF2, TF1, TF1, TF1)
NOTE: In case TB size zero is configured for any transport channel, the first TFC is required; it is optional otherwise.	

6.11.6.4.1.4.2.2 Physical channel parameters

DPCH Downlink	Midamble	1024 chips
	Codes and time slots	SF32 x 2 codes x 1 time slot
	Max. Number of data bits/radio frame	472 bits
	TFCl code word	16 bits
	Puncturing limit	0.76

6.11.6.4.1.4a Conversational / speech / UL:(12.2, 7.95, 5.9, 4.75) DL:(12.2, 7.95, 5.9, 4.75) kbps / CS RAB + UL:3.4 DL:3.4 kbps SRBs for DCCH

6.11.6.4.1.4a.1 Uplink

6.11.6.4.1.4a.1.1 Transport channel parameters

6.11.6.4.1.4a.1.1.1 Transport channel parameters for Conversational / speech / UL: (12.2, 7.95, 5.9, 4.75) kbps / CS RAB

Higher layer	RAB/Signalling RB	RAB subflow #1	RAB subflow #2	RAB subflow #3	
RLC	Logical channel type		DTCH		
	RLC mode		TM	TM	TM
	Payload sizes, bit		39, 42, 55, 75, 81 (alt. 0, 39, 42, 55, 75, 81)	53, 63, 84, 103	60
	Max data rate, bps		12 200		
	TrD PDU header, bit		0		
MAC	MAC header, bit		0		
	MAC multiplexing		N/A		
Layer 1	TrCH type		DCH	DCH	

TB sizes, bit		39, 42, 55, 75, 81 (alt. 0, 39, 42, 55, 75, 81)	53, 63, 84, 103	60
TFS	TF0, bits	0x81(alt. 1x0) (note)	0x103	0x60
	TF1, bits	1x39	1x53	1x60
	TF2 bits	1x42	1x63	N/A
	TF3, bits	1x55	1x84	N/A
	TF4, bits	1x75	1x103	N/A
	TF5, bits	1x81	N/A	N/A
TTI, ms		20	20	20
Coding type		CC 1/3	CC 1/3	CC 1/2
CRC, bit		12	N/A	N/A
Max number of bits/TTI after channel coding		303	333	136
Max number of bits/radio frame before rate matching		152	167	68
RM attribute		180 to 220	170 to 210	215 to 256
NOTE: In case of using this alternative, CRC parity bits are to be attached to RAB subflow#1 any time since number of TrBlks are 1 even if there is no data on RAB subflow#1 (see clause 4.2.1.1 in 3GPP TS 25.222 [29]).				

6.11.6.4.1.4a.1.1.2 Transport channel parameters for UL:3.4 kbps SRBs for DCCH

See clause 6.11.6.4.1.2.1.1.1.

6.11.6.4.1.4a.1.1.3 TFCS

TFCS size	12
TFCS	(RAB subflow#1, RAB subflow#2, RAB subflow#3, DCCH)= (TF0,TF0,TF0,TF0), (TF1,TF0,TF0,TF0), (TF2,TF1,TF0,TF0), (TF3,TF2,TF0,TF0), (TF4,TF3,TF0,TF0), (TF5,TF4,TF1,TF0), (TF0,TF0,TF0,TF1), (TF1,TF0,TF0,TF1), (TF2,TF1,TF0,TF1), (TF3,TF2,TF0,TF1), (TF4,TF3,TF0,TF1), (TF5,TF4,TF1,TF1)
NOTE: In case TB size zero is configured for any transport channel the first TFC is required; it is optional otherwise.	

6.11.6.4.1.4a.1.2 Physical channel parameters

DPCH Uplink	Midamble	1024 chips
	Codes and time slots	SF16 x 1 code x 1 time slot
	Max. Number of data bits/radio frame	452 bits
	TFCI code word	16 bits
	TPC	2 bit
	Puncturing Limit	0.72

6.11.6.4.1.4a.2 Downlink

6.11.6.4.1.4a.2.1 Transport channel parameters

6.11.6.4.1.4a.2.1.1 Transport channel parameters for Conversational / speech / DL: (12.2, 7.95, 5.9, 4.75) kbps / CS RAB

Higher layer	RAB/Signalling RB	RAB subflow #1	RAB subflow #2	RAB subflow #3	
RLC	Logical channel type	DTCH			
	RLC mode	TM	TM	TM	
	Payload sizes, bit	39, 42, 55, 75, 81 (alt. 0, 39, 42, 55, 75, 81)	53, 63, 84, 103	60	
	Max data rate, bps	12 200			
	TrD PDU header, bit	0			
MAC	MAC header, bit	0			
	MAC multiplexing	N/A			
Layer 1	TrCH type	DCH	DCH	DCH	
	TB sizes, bit	39, 42, 55, 75, 81 (alt. 0, 39, 42, 55, 75, 81)	53, 63, 84, 103	60	
	TFS	TF0, bits	0x81(alt. 1x0) (note)	0x103	0x60
		TF1, bits	1x39	1x53	1x60
		TF2, bits	1x42	1x63	N/A

	TF3, bits	1x55	1x84	N/A
	TF4, bits	1x75	1x103	N/A
	TF5, bits	1x81	N/A	N/A
	TTI, ms	20	20	20
	Coding type	CC 1/3	CC 1/3	CC 1/2
	CRC, bit	12	N/A	N/A
	Max number of bits/TTI after channel coding	303	333	136
	Max number of bits/radio frame before rate matching	152	167	68
	RM attribute	180 to 220	170 to 210	215 to 256
NOTE: In case of using this alternative, CRC parity bits are to be attached to RAB subflow#1 any time since number of TrBlks are 1 even if there is no data on RAB subflow#1 (see clause 4.2.1.1 in 3GPP TS 25.222 [29]).				

6.11.6.4.1.4a.2.1.2 Transport channel parameters for DL:3.4 kbps SRBs for DCCH

See clause 6.11.6.4.1.2.2.1.1.

6.11.6.4.1.4a.2.1.3 TFCS

TFCS size	12
TFCS	(RAB subflow#1, RAB subflow#2, RAB subflow#3, DCCH)= (TF0,TF0,TF0,TF0), (TF1,TF0,TF0,TF0), (TF2,TF1,TF0,TF0), (TF3,TF2,TF0,TF0), (TF4,TF3,TF0,TF0), (TF5,TF4,TF1,TF0), (TF0,TF0,TF0,TF1), (TF1,TF0,TF0,TF1), (TF2,TF1,TF0,TF1), (TF3,TF2,TF0,TF1), (TF4,TF3,TF0,TF1), (TF5,TF4,TF1,TF1)
NOTE: In case TB size zero is configured for any transport channel the first TFC is required; it is optional otherwise.	

6.11.6.4.1.4a.2.2 Physical channel parameters

DPCH Downlink	Midamble	1024 chips
	Codes and time slots	SF32 x 2 codes x 1 time slot
	Max. Number of data bits/radio frame	472 bits
	TFCl code word	16 bits
	Puncturing limit	0.76

6.11.6.4.1.5 Conversational / speech / UL:10.2 DL:10.2 kbps / CS RAB + UL:3.4 DL:3.4 kbps SRBs for DCCH

6.11.6.4.1.5.1 Uplink

6.11.6.4.1.5.1.1 Transport channel parameters

6.11.6.4.1.5.1.1.1 Transport channel parameters for Conversational / speech / UL:10.2 kbps / CS RAB

Higher layer	RAB/Signalling RB	RAB subflow #1	RAB subflow #2	RAB subflow #3	
RLC	Logical channel type	DTCH			
	RLC mode	TM	TM	TM	
	Payload sizes, bit	39, 65 (alt. 0, 39, 65)	99	40	
	Max data rate, bps	10 200			
	TrD PDU header, bit	0			
MAC	MAC header, bit	0			
	MAC multiplexing	N/A			
Layer 1	TrCH type	DCH	DCH	DCH	
	TB sizes, bit	39, 65 (alt. 0, 39, 65)	99	40	
	TFS	TF0, bits	0x65 (alt. 1x0) (note)	0x99	0x40
		TF1, bits	1x39	1x99	1x40
		TF2, bits	1x65	N/A	N/A
	TTI, ms	20	20	20	
	Coding type	CC 1/3	CC 1/3	CC 1/2	
CRC, bit	12	N/A	N/A		

	Max number of bits/TTI after channel coding	255	321	96
	Max number of bits/radio frame before rate matching	128	161	48
	RM attribute	180 to 220	170 to 210	215 to 256
NOTE: In case of using this alternative, CRC parity bits are to be attached to RAB subflow#1 any time since number of TrBlks are 1 even if there is no data on RAB subflow#1 (see clause 4.2.1.1 in 3GPP TS 25.222 [29]).				

6.11.6.4.1.5.1.1.2 Transport channel parameters for UL:3.4 kbps SRBs for DCCH

See clause 6.11.6.4.1.2.1.1.1.

6.11.6.4.1.5.1.1.3 TFCS

TFCS size	6
TFCS	(RAB subflow#1, RAB subflow#2, RAB subflow#3,DCCH)= (TF0, TF0, TF0, TF0), (TF1, TF0, TF0, TF0), (TF2, TF1, TF1, TF0), (TF0, TF0, TF0, TF1), (TF1, TF0, TF0, TF1), (TF2, TF1, TF1, TF1)
NOTE: In case TB size zero is configured for any transport channel, the first TFC is required; it is optional otherwise.	

6.11.6.4.1.5.1.2 Physical channel parameters

DPCH Uplink	Midamble	1024 chips
	Codes and time slots	SF32 x 1 code x 1 time slot
	Max. Number of data bits/radio frame	226 bits
	TFCI code word	16 bits
	TPC	2 bit
	Puncturing Limit	0.40

6.11.6.4.1.5.2 Downlink

6.11.6.4.1.5.2.1 Transport channel parameters

6.11.6.4.1.5.2.1.1 Transport channel parameters for Conversational / speech / DL:10.2 kbps / CS RAB

Higher layer	RAB/Signalling RB	RAB subflow #1	RAB subflow #2	RAB subflow #3	
RLC	Logical channel type	DTCH			
	RLC mode	TM	TM	TM	
	Payload sizes, bit	39,65 (alt. 0, 39, 65)	99	40	
	Max data rate, bps	10 200			
	TrD PDU header, bit	0			
MAC	MAC header, bit	0			
	MAC multiplexing	N/A			
Layer 1	TrCH type	DCH	DCH	DCH	
	TB sizes, bit	39, 65 (alt.0,39,65)	99	40	
	TFS	TF0, bits	0x65 (alt,1x0) (note)	0x99	0x40
		TF1, bits	1x39	1x99	1x40
		TF2, bits	1x65	N/A	N/A
	TTI, ms	20	20	20	
	Coding type	CC 1/3	CC 1/3	CC 1/2	
	CRC, bit	12	N/A	N/A	
	Max number of bits/TTI after channel coding	255	321	96	
	Max number of bits/radio frame before rate matching	128	161	48	
RM attribute	180 to 220	170 to 210	215 to 256		
NOTE: CRC parity bits are to be attached to RAB subflow#1 any time since number of TrBlks are 1 even if there is no data on RAB subflow#1 (see clause 4.2.1.1 in 3GPP TS 25.222 [29]).					

6.11.6.4.1.5.2.1.2 Transport channel parameters for DL:3.4 kbps SRBs for DCCH

See clause 6.11.6.4.1.2.2.1.1.

6.11.6.4.1.5.2.1.3 TFCS

TFCS size	6
TFCS	(RAB subflow#1, RAB subflow#2, RAB subflow#3,DCCH)= (TF0, TF0, TF0, TF0), (TF1, TF0, TF0, TF0), (TF2, TF1, TF1, TF0), (TF0, TF0, TF0, TF1), (TF1, TF0, TF0, TF1), (TF2, TF1, TF1, TF1)
NOTE:	In case TB size zero is configured for any transport channel, the first TFC is required; it is optional otherwise.

6.11.6.4.1.5.2.2 Physical channel parameters

DPCH Downlink	Midamble	1024 chips
	Codes and time slots	SF32 x 1 code x 1 time slot
	Max. Number of data bits/radio frame	228 bits
	TFCl code word	16 bits
	Puncturing limit	0.40

6.11.6.4.1.5a Conversational / speech / UL:(10.2, 6.7, 5.9, 4.75) DL:(10.2, 6.7, 5.9, 4.75) kbps / CS RAB + UL:3.4 DL:3.4 kbps SRBs for DCCH

6.11.6.4.1.5a.1 Uplink

6.11.6.4.1.5a.1.1 Transport channel parameters

6.11.6.4.1.5a.1.1.1 Transport channel parameters for Conversational / speech / UL:(10.2, 6.7, 5.9, 4.75) kbps / CS RAB

Higher layer	RAB/Signalling RB	RAB subflow #1	RAB subflow #2	RAB subflow #3	
RLC	Logical channel type	DTCH			
	RLC mode	TM	TM	TM	
	Payload sizes, bit	39, 42, 55, 58, 65 (alt. 0, 39, 42, 55, 58, 65)	53, 63, 76, 99	40	
	Max data rate, bps	10 200			
	TrD PDU header, bit	0			
MAC	MAC header, bit	0			
	MAC multiplexing	N/A			
Layer 1	TrCH type	DCH	DCH	DCH	
	TB sizes, bit	39, 42, 55, 58, 65 (alt. 0, 39, 42, 55, 58, 65)	53, 63, 76, 99	40	
	TFS	TF0, bits	0x65 (alt. 1x0) (note)	0x99	0x40
		TF1, bits	1x39	1x53	1x40
		TF2, bits	1x42	1x63	N/A
		TF3, bits	1x55	1x76	N/A
		TF4, bits	1x58	1x99	N/A
		TF5, bits	1x65	N/A	N/A
	TTI, ms	20	20	20	
	Coding type	CC 1/3	CC 1/3	CC 1/2	
	CRC, bit	12	N/A	N/A	
	Max number of bits/TTI after channel coding	255	321	96	
	Max number of bits/radio frame before rate matching	128	161	48	
	RM attribute	180 to 220	170 to 210	215 to 256	
NOTE:	In case of using this alternative, CRC parity bits are to be attached to RAB subflow#1 any time since number of TrBlks are 1 even if there is no data on RAB subflow#1 (see clause 4.2.1.1 in TS 25.222).				

6.11.6.4.1.5a.1.1.2 Transport channel parameters for UL:3.4 kbps SRBs for DCCH

See clause 6.11.6.4.1.2.1.1.1.

6.11.6.4.1.5a.1.1.3 TFCS

TFCS size	12
TFCS	(RAB subflow#1, RAB subflow#2, RAB subflow#3,DCCH)= (TF0,TF0,TF0,TF0), (TF1,TF0,TF0,TF0), (TF2,TF1,TF0,TF0), (TF3,TF2,TF0,TF0),

	(TF4,TF3,TF0,TF0), (TF5,TF4,TF1,TF0), (TF0,TF0,TF0,TF1), (TF1,TF0,TF0,TF1), (TF2,TF1,TF0,TF1), (TF3,TF2,TF0,TF1), (TF4,TF3,TF0,TF1), (TF5,TF4,TF1,TF1)
NOTE:	In case TB size zero is configured for any transport channel the first TFC is required; it is optional otherwise.

6.11.6.4.1.5a.1.2 Physical channel parameters

DPCH Uplink	Midamble	1024 chips
	Codes and time slots	SF32 x 1 code x 1 time slot
	Max. Number of data bits/radio frame	226 bits
	TFCI code word	16 bits
	TPC	2 bit
	Puncturing Limit	0.40

6.11.6.4.1.5a.2 Downlink

6.11.6.4.1.5a.2.1 Transport channel parameters

6.11.6.4.1.5a.2.1.1 Transport channel parameters for Conversational / speech / DL: DL:(10.2, 6.7, 5.9, 4.75) kbps / CS RAB

Higher layer	RAB/Signalling RB	RAB subflow #1	RAB subflow #2	RAB subflow #3	
RLC	Logical channel type	DTCH			
	RLC mode	TM	TM	TM	
	Payload sizes, bit	39, 42, 55, 58, 65 (alt. 0, 39, 42, 55, 58, 65)	0, 53, 63, 76, 99	40	
	Max data rate, bps	10 200			
	TrD PDU header, bit	0			
MAC	MAC header, bit	0			
	MAC multiplexing	N/A			
Layer 1	TrCH type	DCH	DCH	DCH	
	TB sizes, bit	39, 42, 55, 58, 65 (alt. 0, 39, 42, 55, 58, 65)	0, 53, 63, 76, 99	40	
	TFS	TF0, bits	0x65 (alt. 1x0) (note)	0x99	0x40
		TF1, bits	1x39	1x53	1x40
		TF2, bits	1x42	1x63	N/A
		TF3, bits	1x55	1x76	N/A
		TF4, bits	1x58	1x99	N/A
		TF5, bits	1x65	N/A	N/A
	TTI, ms	20	20	20	
	Coding type	CC 1/3	CC 1/3	CC 1/2	
	CRC, bit	12	N/A	N/A	
	Max number of bits/TTI after channel coding	255	321	96	
	Max number of bits/radio frame before rate matching	128	161	48	
	RM attribute	180 to 220	170 to 210	215 to 256	
NOTE:	In case of using this alternative, CRC parity bits are to be attached to RAB subflow#1 any time since number of TrBIs are 1 even if there is no data on RAB subflow#1 (see clause 4.2.1.1 in 3GPP TS 25.222 [29]).				

6.11.6.4.1.5a.2.1.2 Transport channel parameters for DL:3.4 kbps SRBs for DCCH

See clause 6.11.6.4.1.2.2.1.1.

6.11.6.4.1.5a.2.1.3 TFCS

TFCS size	12
TFCS	(RAB subflow#1, RAB subflow#2, RAB subflow#3,DCCH)= (TF0,TF0,TF0,TF0), (TF1,TF0,TF0,TF0), (TF2,TF1,TF0,TF0), (TF3,TF2,TF0,TF0), (TF4,TF3,TF0,TF0), (TF5,TF4,TF1,TF0), (TF0,TF0,TF0,TF1), (TF1,TF0,TF0,TF1), (TF2,TF1,TF0,TF1), (TF3,TF2,TF0,TF1), (TF4,TF3,TF0,TF1), (TF5,TF4,TF1,TF1)
NOTE:	In case TB size zero is configured for any transport channel the first TFC is required; it is optional otherwise.

6.11.6.4.1.5a.2.2 Physical channel parameters

DPCH Downlink	Midamble	1024 chips
	Codes and time slots	SF32 x 1 codes x 1 time slot
	Max. Number of data bits/radio frame	228 bits
	TFCI code word	16 bits
	Puncturing limit	0.40

6.11.6.4.1.6 Conversational / speech / UL:7.95 DL:7.95 kbps / CS RAB + UL:3.4 DL:3.4 kbps SRBs for DCCH

6.11.6.4.1.6.1 Uplink

6.11.6.4.1.6.1.1 Transport channel parameters

6.11.6.4.1.6.1.1.1 Transport channel parameters for Conversational / speech / UL:7.95 kbps / CS RAB

Higher layer	RAB/Signalling RB	RAB subflow #1	RAB subflow #2	
RLC	Logical channel type	DTCH		
	RLC mode	TM	TM	
	Payload sizes, bit	39, 75 (alt. 0, 39, 75)	84	
	Max data rate, bps	7 950		
	TrD PDU header, bit	0		
MAC	MAC header, bit	0		
	MAC multiplexing	N/A		
Layer 1	TrCH type	DCH	DCH	
	TB sizes, bit	39, 75 (alt. 0, 39, 75)	84	
	TFS	TF0, bits	0x75 (alt. 1x0) (note)	0x84
		TF1, bits	1x39	1x84
		TF2, bits	1x75	N/A
	TTI, ms	20	20	
	Coding type	CC 1/3	CC 1/3	
	CRC, bit	12	N/A	
	Max number of bits/TTI after channel coding	285	276	
	Max number of bits/radio frame before rate matching	143	138	
	RM attribute	180 to 220	170 to 210	
NOTE: In case of using this alternative, CRC parity bits are to be attached to RAB subflow#1 any time since number of TrBlks are 1 even if there is no data on RAB subflow#1 (see clauses 4.2.1.1 in 3GPP TS 25.222 [29]).				

6.11.6.4.1.6.1.1.2 Transport channel parameters for UL:3.4 kbps SRBs for DCCH

See clause 6.11.6.4.1.2.1.1.1.

6.11.6.4.1.6.1.1.3 TFCS

TFCS size	6
TFCS	(RAB subflow#1, RAB subflow#2, DCCH)= (TF0, TF0, TF0), (TF1, TF0, TF0), (TF2, TF1, TF0), (TF0, TF0, TF1), (TF1, TF0, TF1), (TF2, TF1, TF1)
NOTE: In case TB size zero is configured for any transport channel, the first TFC is required; it is optional otherwise.	

6.11.6.4.1.6.1.2 Physical channel parameters

DPCH Uplink	Midamble	1024 chips
	Codes and time slots	SF32 x 1 code x 1 time slot
	Max. Number of data bits/radio frame	226 bits
	TFCI code word	16 bits
	TPC	2 bits
	Puncturing Limit	0.44

6.11.6.4.1.6.2 Downlink

6.11.6.4.1.6.2.1 Transport channel parameters

6.11.6.4.1.6.2.1.1 Transport channel parameters for Conversational / speech / DL:7.95 kbps / CS RAB

Higher layer	RAB/Signalling RB	RAB subflow #1	RAB subflow #2	
RLC	Logical channel type	DTCH		
	RLC mode	TM	TM	
	Payload sizes, bit	39, 75 (alt. 0, 39, 75)	84	
	Max data rate, bps	7 950		
	TrD PDU header, bit	0		
MAC	MAC header, bit	0		
	MAC multiplexing	N/A		
Layer 1	TrCH type	DCH	DCH	
	TB sizes, bit	39, 75 (alt. 0, 39, 75)	84	
	TFS	TF0, bits	0x75 (alt. 1x0) (note)	
		TF1, bits	1x39	1x84
		TF2, bits	1x75	N/A
	TTI, ms	20	20	
	Coding type	CC 1/3	CC 1/3	
	CRC, bit	12	N/A	
	Max number of bits/TTI after channel coding	285	276	
	Max number of bits/radio frame before rate matching	143	138	
RM attribute	180 to 220	170 to 210		
NOTE: CRC parity bits are to be attached to RAB subflow#1 any time since number of TrBlks are 1 even if there is no data on RAB subflow#1 (see clause 4.2.1.1 in 3GPP TS 25.222 [29]).				

6.11.6.4.1.6.2.1.2 Transport channel parameters for DL:3.4 kbps SRBs for DCCH

See clause 6.11.6.4.1.2.2.1.1.

6.11.6.4.1.6.2.1.3 TFCS

TFCS size	6
TFCS	(RAB subflow#1, RAB subflow#2, DCCH)= (TF0, TF0, TF0), (TF1, TF0, TF0), (TF2, TF1, TF0), (TF0, TF0, TF1), (TF1, TF0, TF1), (TF2, TF1, TF1)
NOTE: In case TB size zero is configured for any transport channel, the first TFC is required; it is optional otherwise.	

6.11.6.4.1.6.2.2 Physical channel parameters

DPCH Downlink	Midamble	1024 chips
	Codes and time slots	SF32 x 1 code x 1 time slot
	Max. Number of data bits/radio frame	228 bits
	TFCl code word	16 bits
	Puncturing limit	0.48

6.11.6.4.1.7 Conversational / speech / UL:7.4 DL:7.4 kbps / CS RAB+ UL:3.4 DL:3.4 kbps SRBs for DCCH

6.11.6.4.1.7.1 Uplink

6.11.6.4.1.7.1.1 Transport channel parameters

6.11.6.4.1.7.1.1.1 Transport channel parameters for Conversational / speech / UL:7.4 kbps / CS RAB

Higher layer	RAB/Signalling RB	RAB subflow #1	RAB subflow #2
RLC	Logical channel type	DTCH	
	RLC mode	TM	TM
	Payload sizes, bit	39, 61 (alt. 0, 39, 61)	87
	Max data rate, bps	7 400	
	TrD PDU header, bit	0	

MAC	MAC header, bit	0		
	MAC multiplexing	N/A		
Layer 1	TrCH type	DCH	DCH	
	TB sizes, bit	39, 61 (alt. 0, 39, 61)	87	
	TFS	TF0, bits	0x61 (alt. 1x0) (note)	0x87
		TF1, bits	1x39	1x87
		TF2, bits	1x61	N/A
	TTI, ms	20	20	
	Coding type	CC 1/3	CC 1/3	
	CRC, bit	12	N/A	
	Max number of bits/TTI after channel coding	243	285	
	Max number of bits/radio frame before rate matching	122	143	
RM attribute	180 to 220	170 to 210		
NOTE: CRC parity bits are to be attached to RAB subflow#1 any time since number of TrBlks are 1 even if there is no data on RAB subflow#1 (see clause 4.2.1.1 in 3GPP TS 25.222 [29]).				

6.11.6.4.1.7.1.1.2 Transport channel parameters for UL:3.4 kbps SRBs for DCCH

See clause 6.11.6.4.1.2.1.1.1.

6.11.6.4.1.7.1.1.3 TFCS

TFCS size	6
TFCS	(RAB subflow#1, RAB subflow#2, DCCH)= (TF0, TF0, TF0), (TF1, TF0, TF0), (TF2, TF1, TF0), (TF0, TF0, TF1), (TF1, TF0, TF1), (TF2, TF1, TF1)
NOTE: In case TB size zero is configured for any transport channel, the first TFC is required; it is optional otherwise.	

6.11.6.4.1.7.1.2 Physical channel parameters

DPCH Uplink	Midamble	1024 chips
	Codes and time slots	SF32 x 1 code x 1 time slot
	Max. Number of data bits/radio frame	226 bits
	TFCI code word	16 bits
	TPC	2 bits
	Puncturing Limit	0.48

6.11.6.4.1.7.2 Downlink

6.11.6.4.1.7.2.1 Transport channel parameters

6.11.6.4.1.7.2.1.1 Transport channel parameters for Conversational / speech / DL:7.4 kbps / CS RAB

Higher layer	RAB/Signalling RB	RAB subflow #1	RAB subflow #2	
RLC	Logical channel type	DTCH		
	RLC mode	TM	TM	
	Payload sizes, bit	39, 61 (alt. 0, 39, 61)	87	
	Max data rate, bps	7 400		
	TrD PDU header, bit	0		
MAC	MAC header, bit	0		
	MAC multiplexing	N/A		
Layer 1	TrCH type	DCH	DCH	
	TB sizes, bit	39, 61 (alt. 0, 39, 61)	87	
	TFS	TF0, bits	0x61(alt. 1x0) (note)	0x87
		TF1, bits	1x39	1x87
		TF2, bits	1x61	N/A
	TTI, ms	20	20	
	Coding type	CC 1/3	CC 1/3	
	CRC, bit	12	N/A	
	Max number of bits/TTI after channel coding	243	285	
	Max number of bits/radio frame before rate matching	122	143	
RM attribute	180 to 220	170 to 210		

NOTE: CRC parity bits are to be attached to RAB subflow#1 any time since number of TrBlks are 1 even if there is no data on RAB #1 (see clause 4.2.1.1 in 3GPP TS 25.222 [29]).

6.11.6.4.1.7.2.1.2 Transport channel parameters for DL:3.4 kbps SRBs for DCCH

See clause 6.11.6.4.1.2.2.1.1.

6.11.6.4.1.7.2.1.3 TFCS

TFCS size	6
TFCS	(RAB subflow#1, RAB subflow#2, DCCH)= (TF0, TF0, TF0), (TF1, TF0, TF0), (TF2, TF1, TF0), (TF0, TF0, TF1), (TF1, TF0, TF1), (TF2, TF1, TF1)
NOTE:	In case TB size zero is configured for any transport channel, the first TFC is required; optional otherwise.

6.11.6.4.1.7.2.2 Physical channel parameters

DPCH Downlink	Midamble	1024 chips
	Codes and time slots	SF32 x 1 code x 1 time slot
	Max. Number of data bits/radio frame	228 bits
	TFCI code word	16 bits
	Puncturing limit	0.48

6.11.6.4.1.7a Conversational / speech / UL:(7.4, 6.7, 5.9, 4.75) DL:(7.4, 6.7, 5.9, 4.75) kbps / CS RAB+ UL:3.4 DL:3.4 kbps SRBs for DCCH

6.11.6.4.1.7a.1 Uplink

6.11.6.4.1.7a.1.1 Transport channel parameters

6.11.6.4.1.7a.1.1.1 Transport channel parameters for Conversational / speech / UL:(7.4, 6.7, 5.9, 4.75) kbps / CS RAB

Higher layer	RAB/Signalling RB	RAB subflow #1	RAB subflow #2	
RLC	Logical channel type	DTCH		
	RLC mode	TM	TM	
	Payload sizes, bit	39, 42, 55, 58, 61 (alt. 0, 39, 42, 55, 58, 61)	53, 63, 76, 87	
	Max data rate, bps	7 400		
	TrD PDU header, bit	0		
MAC	MAC header, bit	0		
	MAC multiplexing	N/A		
Layer 1	TrCH type	DCH	DCH	
	TB sizes, bit	39, 42, 55, 58, 61 (alt. 0, 39, 42, 55, 58, 61)	53, 63, 76, 87	
	TFS	TF0, bits	0x61 (alt. 1x0) (note)	0x87
		TF1, bits	1x39	1x53
		TF2, bits	1x42	1x63
		TF3, bits	1x55	1x76
		TF4, bits	1x58	1x87
		TF5, bits	1x61	N/A
	TTI, ms	20		
	Coding type	CC 1/3		
	CRC, bit	12		
	Max number of bits/TTI after channel coding	243		
	Max number of bits/radio frame before rate matching	122		
	RM attribute	180 to 220	170 to 210	

NOTE: In case of using this alternative, CRC parity bits are to be attached to RAB subflow#1 any time since number of TrBlks are 1 even if there is no data on RAB subflow#1 (see clause 4.2.1.1 in 3GPP TS 25.222 [29]).

6.11.6.4.1.7a.1.1.2 Transport channel parameters for UL:3.4 kbps SRBs for DCCH

See clause 6.11.6.4.1.2.1.1.1.

6.11.6.4.1.7a.1.1.3 TFCS

TFCS size	12
TFCS	(RAB subflow#1, RAB subflow#2, DCCH)= (TF0, TF0, TF0), (TF1, TF0, TF0), (TF2, TF1, TF0), (TF3, TF2, TF0), (TF4, TF3, TF0), (TF5, TF4, TF0), (TF0, TF0, TF1), (TF1, TF0, TF1), (TF2, TF1, TF1), (TF3, TF2, TF1), (TF4, TF3, TF1), (TF5, TF4, TF1)
NOTE:	In case TB size zero is configured for any transport channel the first TFC is required; it is optional otherwise.

6.11.6.4.1.7a.1.2 Physical channel parameters

DPCH Uplink	Midamble	1024 chips
	Codes and time slots	SF32 x 1 code x 1 time slot
	Max. Number of data bits/radio frame	226 bits
	TFCI code word	16 bits
	TPC	2 bits
	Puncturing Limit	0.48

6.11.6.4.1.7a.2 Downlink

6.11.6.4.1.7a.2.1 Transport channel parameters

6.11.6.4.1.7a.2.1.1 Transport channel parameters for Conversational / speech / DL:(7.4, 6.7, 5.9, 4.75) kbps / CS RAB

Higher layer	RAB/Signalling RB	RAB subflow #1	RAB subflow #2	
RLC	Logical channel type	DTCH		
	RLC mode	TM	TM	
	Payload sizes, bit	39, 42, 55, 58, 61 (alt. 0, 39, 42, 55, 58, 61)	53, 63, 76, 87	
	Max data rate, bps	7 400		
	TrD PDU header, bit	0		
MAC	MAC header, bit	0		
	MAC multiplexing	N/A		
Layer 1	TrCH type	DCH	DCH	
	TB sizes, bit	39, 42, 55, 58, 61 (alt. 0, 39, 42, 55, 58, 61)	53, 63, 76, 87	
	TFS	TF0, bits	0x61 (alt. 1x0) (note)	0x87
		TF1, bits	1x39	1x53
		TF2, bits	1x42	1x63
		TF3, bits	1x55	1x76
		TF4, bits	1x58	1x87
		TF5, bits	1x61	N/A
	TTI, ms	20	20	
	Coding type	CC 1/3	CC 1/3	
	CRC, bit	12	N/A	
	Max number of bits/TTI after channel coding	243	285	
	Max number of bits/radio frame before rate matching	122	143	
RM attribute	180 to 220	170 to 210		

NOTE: In case of using this alternative, CRC parity bits are to be attached to RAB subflow#1 any time since number of TrBlks are 1 even if there is no data on RAB subflow#1 (see clause 4.2.1.1 in 3GPP TS 25.222 [29]).

6.11.6.4.1.7a.2.1.2 Transport channel parameters for DL:3.4 kbps SRBs for DCCH

See clause 6.11.6.4.1.2.2.1.1.

6.11.6.4.1.7a.2.1.3 TFCS

TFCS size	12
TFCS	(RAB subflow#1, RAB subflow#2, DCCH)= (TF0, TF0, TF0), (TF1, TF0, TF0), (TF2, TF1, TF0), (TF3, TF2, TF0), (TF4, TF3, TF0), (TF5, TF4, TF0),

	(TF0, TF0, TF1), (TF1, TF0, TF1), (TF2, TF1, TF1), (TF3, TF2, TF1), (TF4, TF3, TF1), (TF5, TF4, TF1)
NOTE:	In case TB size zero is configured for any transport channel the first TFC is required; it is optional otherwise.

6.11.6.4.1.7a.2.2 Physical channel parameters

DPCH Downlink	Midamble	1024 chips
	Codes and time slots	SF32 x 1 code x 1 time slot
	Max. Number of data bits/radio frame	228 bits
	TFCI code word	16 bits
	Puncturing limit	0.48

6.11.6.4.1.8 Conversational / speech / UL:6.7 DL:6.7 kbps / CS RAB + UL:3.4 DL:3.4 kbps SRBs for DCCH

6.11.6.4.1.8.1 Uplink

6.11.6.4.1.8.1.1 Transport channel parameters

6.11.6.4.1.8.1.1.1 Transport channel parameters for Conversational / speech / UL:6.7 kbps / CS RAB

Higher layer	RAB/Signalling RB	RAB subflow #1	RAB subflow #2	
RLC	Logical channel type	DTCH		
	RLC mode	TM	TM	
	Payload sizes, bit	39, 58 (alt. 0, 39, 58)	76	
	Max data rate, bps	6 700		
	TrD PDU header, bit	0		
MAC	MAC header, bit	0		
	MAC multiplexing	N/A		
Layer 1	TrCH type	DCH	DCH	
	TB sizes, bit	39, 58 (alt. 0, 39, 58)	76	
	TFS	TF0, bits	0x58 (alt. 1x0) (note)	0x76
		TF1, bits	1x39	1x76
		TF2, bits	1x58	N/A
	TTI, ms	20	20	
	Coding type	CC 1/3	CC 1/3	
	CRC, bit	12	N/A	
	Max number of bits/TTI after channel coding	234	252	
	Max number of bits/radio frame before rate matching	117	126	
RM attribute	180 to 220	170 to 210		
NOTE:	In case of using this alternative, CRC parity bits are to be attached to RAB subflow#1 any time since number of TrBlks are 1 even if there is no data on RAB subflow#1 (see clause 4.2.1.1 in 3GPP TS 25.222 [29]).			

6.11.6.4.1.8.1.1.2 Transport channel parameters for UL:3.4 kbps SRBs for DCCH

See clause 6.11.6.4.1.2.1.1.1.

6.11.6.4.1.8.1.1.3 TFCS

TFCS size	6
TFCS	(RAB subflow#1, RAB subflow#2, DCCH)= (TF0, TF0, TF0), (TF1, TF0, TF0), (TF2, TF1, TF0), (TF0, TF0, TF1), (TF1, TF0, TF1), (TF2, TF1, TF1)
NOTE:	In case TB size zero is configured for any transport channel, the first TFC is required; it is optional otherwise.

6.11.6.4.1.8.1.2 Physical channel parameters

DPCH Uplink	Midamble	1024 chips
	Codes and time slots	SF32 x 1 code x 1 time slot
	Max. Number of data bits/radio frame	226 bits
	TFCI code word	16 bits
	TPC	2 bits
	Puncturing Limit	0.52

6.11.6.4.1.8.2 Downlink

6.11.6.4.1.8.2.1 Transport channel parameters

6.11.6.4.1.8.2.1.1 Transport channel parameters for Conversational / speech / DL:6.7 kbps / CS RAB

Higher layer	RAB/Signalling RB	RAB subflow #1	RAB subflow #2	
RLC	Logical channel type	DTCH		
	RLC mode	TM	TM	
	Payload sizes, bit	39, 58 (alt. 0, 39, 58)	76	
	Max data rate, bps	6 700		
	TrD PDU header, bit	0		
MAC	MAC header, bit	0		
	MAC multiplexing	N/A		
Layer 1	TrCH type	DCH	DCH	
	TB sizes, bit	39, 58 (alt. 0,39,58)	76	
	TFS	TF0, bits	0x58 (alt.1x0) (note)	0x76
		TF1, bits	1x39	1x76
		TF2, bits	1x58	N/A
	TTI, ms	20	20	
	Coding type	CC 1/3	CC 1/3	
	CRC, bit	12	N/A	
	Max number of bits/TTI after channel coding	234	252	
	Max number of bits/radio frame before rate matching	117	126	
	RM attribute	180 to 220	170 to 210	
NOTE : CRC parity bits are to be attached to RAB subflow#1 any time since number of TrBlks are 1 even if there is no data on RAB subflow#1 (see clause 4.2.1.1 in 3GPP TS 25.222 [29]).				

6.11.6.4.1.8.2.1.2 Transport channel parameters for DL:3.4 kbps SRBs for DCCH

See clause 6.11.6.4.1.2.2.1.1.

6.11.6.4.1.8.2.1.3 TFCS

TFCS size	6
TFCS	(RAB subflow#1, RAB subflow#2, DCCH)= (TF0, TF0, TF0), (TF1, TF0, TF0), (TF2, TF1, TF0), (TF0, TF0, TF1), (TF1, TF0, TF1), (TF2, TF1, TF1)
NOTE: In case TB size zero is configured for any transport channel, the first TFC is required; it is optional otherwise.	

6.11.6.4.1.8.2.2 Physical channel parameters

DPCH Downlink	Midamble	1024 chips
	Codes and time slots	SF32 x 1 code x 1 time slot
	Max. Number of data bits/radio frame	228 bits
	TFCI code word	16 bits
	Puncturing limit	0.52

6.11.6.4.1.9 Conversational / speech / UL:5.9 DL:5.9 kbps / CS RAB + UL:3.4 DL:3.4 kbps SRBs for DCCH

6.11.6.4.1.9.1 Uplink

6.11.6.4.1.9.1.1 Transport channel parameters

6.11.6.4.1.9.1.1.1 Transport channel parameters for Conversational / speech / UL:5.9 kbps / CS RAB

Higher layer	RAB/Signalling RB	RAB subflow #1	RAB subflow #2
RLC	Logical channel type	DTCH	
	RLC mode	TM	TM

	Payload sizes, bit	39, 55 (alt. 0, 39, 55)	63
	Max data rate, bps	5 900	
	TrD PDU header, bit	0	
MAC	MAC header, bit	0	
	MAC multiplexing	N/A	
Layer 1	TrCH type	DCH	DCH
	TB sizes, bit	39, 55 (alt. 0, 39, 55)	63
	TFS	0x55 (alt. 1x0) (note)	0x63
	TF0, bits	1x39	1x63
	TF1, bits	1x55	N/A
	TF2, bits		
	TTI, ms	20	20
	Coding type	CC 1/3	CC 1/3
	CRC, bit	12	N/A
	Max number of bits/TTI after channel coding	225	213
	Max number of bits/radio frame before rate matching	113	107
	RM attribute	180 to 220	170 to 210
NOTE: In case of using this alternative, CRC parity bits are to be attached to RAB subflow#1 any time since number of TrBlks are 1 even if there is no data on RAB subflow#1 (see clause 4.2.1.1 in 3GPP TS 25.222 [29]).			

6.11.6.4.1.9.1.1.2 Transport channel parameters for UL:3.4 kbps SRBs for DCCH

See clause 6.11.6.4.1.2.1.1.1.

6.11.6.4.1.9.1.1.3 TFCS

TFCS size	6
TFCS	(RAB subflow#1, RAB subflow#2, DCCH)= (TF0, TF0, TF0), (TF1, TF0, TF0), (TF2, TF1, TF0), (TF0, TF0, TF1), (TF1, TF0, TF1), (TF2, TF1, TF1)
NOTE: In case TB size zero is configured for any transport channel, the first TFC is required; it is optional otherwise.	

6.11.6.4.1.9.1.2 Physical channel parameters

DPCH Uplink	Midamble	1024 chips
	Codes and time slots	SF32 x 1 code x 1 time slot
	Max. Number of data bits/radio frame	226 bits
	TFCl code word	16 bits
	TPC	2 bits
	Puncturing Limit	0.56

6.11.6.4.1.9.2 Downlink

6.11.6.4.1.9.2.1 Transport channel parameters

6.11.6.4.1.9.2.1.1 Transport channel parameters for Conversational / speech / DL:5.9 kbps / CS RAB

Higher layer	RAB/Signalling RB	RAB subflow #1	RAB subflow #2
RLC	Logical channel type	DTCH	
	RLC mode	TM	TM
	Payload sizes, bit	39, 55 (alt. 0, 39, 55)	63
	Max data rate, bps	5 900	
	TrD PDU header, bit	0	
MAC	MAC header, bit	0	
	MAC multiplexing	N/A	
Layer 1	TrCH type	DCH	DCH
	TB sizes, bit	39, 55 (alt. 0, 39, 55)	63
	TFS	0x55 (alt. 1x0) (note)	0x63
	TF0, bits	1x39	1x63
	TF1, bits	1x55	N/A
	TF2, bits		
	TTI, ms	20	20
	Coding type	CC 1/3	CC 1/3
	CRC, bit	12	N/A

	Max number of bits/TTI after channel coding	225	213
	Max number of bits/radio frame before rate matching	113	107
	RM attribute	180 to 220	170 to 210
NOTE: CRC parity bits are to be attached to RAB subflow#1 any time since number of TrBlks are 1 even if there is no data on RAB subflow#1 (see clause 4.2.1.1 in 3GPP TS 25.222 [29]).			

6.11.6.4.1.9.2.1.2 Transport channel parameters for DL:3.4 kbps SRBs for DCCH

See clause 6.11.6.4.1.2.2.1.1.

6.11.6.4.1.9.2.1.3 TFCS

TFCS size	6
TFCS	(RAB subflow#1, RAB subflow#2, DCCH)= (TF0, TF0, TF0), (TF1, TF0, TF0), (TF2, TF1, TF0), (TF0, TF0, TF1), (TF1, TF0, TF1), (TF2, TF1, TF1)
NOTE: In case TB size zero is configured for any transport channel, the first TFC is required; it is optional otherwise.	

6.11.6.4.1.9.2.2 Physical channel parameters

DPCH Downlink	Midamble	1024 chips
	Codes and time slots	SF32 x 1 code x 1 time slot
	Max. Number of data bits/radio frame	228 bits
	TFCI code word	16 bits
	Puncturing limit	0.56

6.11.6.4.1.10 Conversational / speech / UL:5.15 DL:5.15 kbps / CS RAB + UL:1.7 DL:1.7 kbps SRBs for DCCH

6.11.6.4.1.10.1 Uplink

6.11.6.4.1.10.1.1 Transport channel parameters

6.11.6.4.1.10.1.1.1 Transport channel parameters for Conversational / speech / UL:5.15 kbps / CS RAB

Higher layer	RAB/Signalling RB	RAB subflow #1	RAB subflow #2	
RLC	Logical channel type	DTCH		
	RLC mode	TM	TM	
	Payload sizes, bit	39, 49 (alt. 0, 39, 49)	54	
	Max data rate, bps	5 150		
	TrD PDU header, bit	0		
MAC	MAC header, bit	0		
	MAC multiplexing	N/A		
Layer 1	TrCH type	DCH	DCH	
	TB sizes, bit	39, 49 (alt. 0, 39, 49)	54	
	TFS	TF0, bits	0x49 (alt. 1x0) (note)	0x54
		TF1, bits	1x39	1x54
		TF2, bits	1x49	N/A
	TTI, ms	20	20	
	Coding type	CC 1/3	CC 1/3	
	CRC, bit	12	N/A	
	Max number of bits/TTI after channel coding	207	186	
	Max number of bits/radio frame before rate matching	104	93	
RM attribute	180 to 220	170 to 210		
NOTE: In case of using this alternative, CRC parity bits are to be attached to RAB subflow#1 any time since number of TrBlks are 1 even if there is no data on RAB subflow#1 (see clause 4.2.1.1 in 3GPP TS 25.222 [29]).				

6.11.6.4.1.10.1.1.2 Transport channel parameters for UL:1.7 kbps SRBs for DCCH

See clause 6.11.6.4.1.1.1.1.1.

6.11.6.4.1.10.1.1.3 TFCS

TFCS size	6
TFCS	(RAB subflow#1, RAB subflow#2, DCCH)= (TF0, TF0, TF0), (TF1, TF0, TF0), (TF2, TF1, TF0), (TF0, TF0, TF1), (TF1, TF0, TF1), (TF2, TF1, TF1)
NOTE:	In case TB size zero is configured for any transport channel, the first TFC is required; it is optional otherwise.

6.11.6.4.1.10.1.2 Physical channel parameters

DPCH Uplink	Midamble	1024 chips
	Codes and time slots	SF32 x 1 code x 1 time slot
	Max. Number of data bits/radio frame	226 bits
	TFCI code word	16 bits
	TPC	2 bits
	Puncturing Limit	0.72

6.11.6.4.1.10.2 Downlink

6.11.6.4.1.10.2.1 Transport channel parameters

6.11.6.4.1.10.2.1.1 Transport channel parameters for Conversational / speech / DL:5.15 kbps / CS RAB

Higher layer	RAB/Signalling RB	RAB subflow #1	RAB subflow #2	
RLC	Logical channel type	DTCH		
	RLC mode	TM	TM	
	Payload sizes, bit	39, 49 (alt. 0, 39, 49)	54	
	Max data rate, bps	5 150		
	TrD PDU header, bit	0		
MAC	MAC header, bit	0		
	MAC multiplexing	N/A		
Layer 1	TrCH type	DCH	DCH	
	TB sizes, bit	39, 49 (alt. 0, 39, 49)	54	
	TFS	TF0, bits	0x49 (alt. 1x0) (note)	0x54
		TF1, bits	1x39	1x54
		TF2, bits	1x49	N/A
	TTI, ms	20	20	
	Coding type	CC 1/3	CC 1/3	
	CRC, bit	12	N/A	
	Max number of bits/TTI after channel coding	207	186	
	Max number of bits/radio frame before rate matching	104	93	
RM attribute	180 to 220	170 to 210		
NOTE:	CRC parity bits are to be attached to RAB subflow#1 any time since number of TrBlks are 1 even if there is no data on RAB subflow#1 (see clause 4.2.1.1 in 3GPP TS 25.222 [29]).			

6.11.6.4.1.10.2.1.2 Transport channel parameters for DL: 1.7 kbps SRBs for DCCH

See clause 6.11.6.4.1.1.2.1.1.

6.11.6.4.1.10.2.1.3 TFCS

TFCS size	6
TFCS	(RAB subflow#1, RAB subflow#2, DCCH)= (TF0, TF0, TF0), (TF1, TF0, TF0), (TF2, TF1, TF0), (TF0, TF0, TF1), (TF1, TF0, TF1), (TF2, TF1, TF1)
NOTE:	In case TB size zero is configured for any transport channel, the first TFC is required; it is optional otherwise.

6.11.6.4.1.10.2.2 Physical channel parameters

DPCH Downlink	Midamble	1024 chips
	Codes and time slots	SF32 x 1 code x 1 time slot
	Max. Number of data bits/radio frame	228 bits

	TFCI code word	16 bits
	Puncturing limit	0.72

6.11.6.4.1.11 Conversational / speech / UL:4.75 DL:4.75 kbps / CS RAB + UL:1.7 DL:1.7 kbps SRBs for DCCH

6.11.6.4.1.11.1 Uplink

6.11.6.4.1.11.1.1 Transport channel parameters

6.11.6.4.1.11.1.1.1 Transport channel parameters for Conversational / speech / UL:4.75 kbps / CS RAB

Higher layer	RAB/Signalling RB	RAB subflow #1	RAB subflow #2	
RLC	Logical channel type	DTCH		
	RLC mode	TM	TM	
	Payload sizes, bit	39, 42 (alt. 0, 39, 42)	53	
	Max data rate, bps	4 750		
	TrD PDU header, bit	0		
MAC	MAC header, bit	0		
	MAC multiplexing	N/A		
Layer 1	TrCH type	DCH	DCH	
	TB sizes, bit	39, 42 (alt. 0, 39, 42)	53	
	TFS	TF0, bits	0x42 (alt. 1x0) (note)	0x53
		TF1, bits	1x39	1x53
		TF2, bits	1x42	N/A
	TTI, ms	20	20	
	Coding type	CC 1/3	CC 1/3	
	CRC, bit	12	N/A	
	Max number of bits/TTI after channel coding	186	183	
	Max number of bits/radio frame before rate matching	93	92	
RM attribute	180 to 220	170 to 210		
NOTE: In case of using this alternative, CRC parity bits are to be attached to RAB subflow#1 any time since number of TrBlks are 1 even if there is no data on RAB subflow#1 (see clause 4.2.1.1 in 3GPP TS 25.222 [29]).				

6.11.6.4.1.11.1.1.2 Transport channel parameters for UL:1.7 kbps SRBs for DCCH

See clause 6.11.6.4.1.1.1.1.

6.11.6.4.1.11.1.1.3 TFCS

TFCS size	6
TFCS	(RAB subflow#1, RAB subflow#2, DCCH)= (TF0, TF0, TF0), (TF1, TF0, TF0), (TF2, TF1, TF0), (TF0, TF0, TF1), (TF1, TF0, TF1), (TF2, TF1, TF1)
NOTE: In case TB size zero is configured for any transport channel, the first TFC is required; it is optional otherwise.	

6.11.6.4.1.11.1.2 Physical channel parameters

DPCH Uplink	Midamble	1024 chips
	Codes and time slots	SF32 x 1 code x 1 time slot
	Max. Number of data bits/radio frame	226 bits
	TFCI code word	16 bits
	TPC	2 bits
	Puncturing Limit	0.76

6.11.6.4.1.11.2 Downlink

6.11.6.4.1.11.2.1 Transport channel parameters

6.11.6.4.1.11.2.1.1 Transport channel parameters for Conversational / speech / DL:4.75 kbps / CS RAB

Higher layer	RAB/Signalling RB	RAB subflow #1	RAB subflow #2
--------------	-------------------	----------------	----------------

RLC	Logical channel type		DTCH	
	RLC mode		TM	TM
	Payload sizes, bit		39, 42 (alt. 0, 39, 42)	53
	Max data rate, bps		4 750	
	TrD PDU header, bit		0	
MAC	MAC header, bit		0	
	MAC multiplexing		N/A	
Layer 1	TrCH type		DCH	DCH
	TB sizes, bit		39, 42 (alt. 0, 39, 42)	53
	TFS	TF0, bits	0x42 (alt.1x0)(note)	
		TF1, bits	1x39	1x53
		TF2, bits	1x42	N/A
	TTI, ms		20	20
	Coding type		CC 1/3	CC 1/3
	CRC, bit		12	N/A
	Max number of bits/TTI after channel coding		186	183
	Max number of bits/radio frame before rate matching		93	92
RM attribute		180 to 220	170 to 210	
NOTE: CRC parity bits are to be attached to RAB subflow#1 any time since number of TrBlks are 1 even if there is no data on RAB subflow#1 (see clause 4.2.1.1 in 3GPP TS 25.222 [29]).				

6.11.6.4.1.11.2.1.2 Transport channel parameters for DL:1.7 kbps SRBs for DCCH

See clause 6.11.6.4.1.1.2.1.1.

6.11.6.4.1.11.2.1.3 TFCS

TFCS size	6
TFCS	(RAB subflow#1, RAB subflow#2, DCCH)= (TF0, TF0, TF0), (TF1, TF0, TF0), (TF2, TF1, TF0), (TF0, TF0, TF1), (TF1, TF0, TF1), (TF2, TF1, TF1)
NOTE: In case TB size zero is configured for any transport channel, the first TFC is required; it is optional otherwise.	

6.11.6.4.1.11.2.2 Physical channel parameters

DPCH Downlink	Midamble	1024 chips
	Codes and time slots	SF32 x 1 code x 1 time slot
	Max. Number of data bits/radio frame	228 bits
	TFCl code word	16 bits
	Puncturing limit	0.76

6.11.6.4.1.12 Conversational / unknown / UL:28.8/DL:28.8 kbps / CS RAB + UL:3.4 DL:3.4 kbps SRBs for DCCH

6.11.6.4.1.12.1 Uplink

6.11.6.4.1.12.1.1 Transport channel parameters

6.11.6.4.1.12.1.1.1 Transport channel parameters for conversational / unknown / UL:28.8 kbps / CS RAB

Higher layer	RAB/Signalling RB		RAB
RLC	Logical channel type		DTCH
	RLC mode		TM
	Payload sizes, bit		576
	Max data rate, bps		28 800
	TrD PDU header, bit		0
MAC	MAC header, bit		0
	MAC multiplexing		N/A
Layer 1	TrCH type		DCH
	TB sizes, bit		576
	TFS	TF0, bits	0x576
		TF1, bits	1x576
	TTI, ms		20

Coding type	TC
CRC, bit	16
Max number of bits/TTI after channel coding	3 564
Max number of bits/radio frame before rate matching	891
RM attribute	160 to 200

6.11.6.4.1.12.1.1.2 Transport channel parameters for UL:3.4 kbps SRBs for DCCH

See clause 6.11.6.4.1.2.1.1.1.

6.11.6.4.1.12.1.1.3 TFCS

TFCS size	4
TFCS	(28.8 kbps RAB, DCCH)= (TF0, TF0), (TF1, TF0), (TF0, TF1), (TF1, TF1)
NOTE:	In case TB size zero is configured for any transport channel, the first TFC is required; it is optional otherwise.

6.11.6.4.1.12.1.2 Physical channel parameters

DPCH Uplink	Midamble	1024 chips
	Codes and time slots	SF8 x 1 code x 1 time slot
	Max. Number of data bits/radio frame	904 bits
	TFCl code word	16 bits
	TPC	2 bits
	Puncturing Limit	0.76
NOTE:	In case the first TFC in a TFCS is not configured, the TFCl code word will be 8 bits.	

6.11.6.4.1.12.2 Downlink

6.11.6.4.1.12.2.1 Transport channel parameters

6.11.6.4.1.12.2.1.1 Transport channel parameters for conversational / unknown / DL:28.8 kbps / CS RAB

Higher layer	RAB/Signalling RB	RAB	
RLC	Logical channel type	DTCH	
	RLC mode	TM	
	Payload sizes, bit	576	
	Max data rate, bps	28 800	
	TrD PDU header, bit	0	
MAC	MAC header, bit	0	
	MAC multiplexing	N/A	
Layer 1	TrCH type	DCH	
	TB sizes, bit	576	
	TFS	TF0, bits	0x576
		TF1, bits	1x576
	TTI, ms	20	
	Coding type	TC	
	CRC, bit	16	
	Max number of bits/TTI after channel coding	3 564	
	Max number of bits/radio frame before rate matching	891	
	RM attribute	160 to 200	

6.11.6.4.1.12.2.1.2 Transport channel parameters for DL:3.4 kbps SRBs for DCCH

See clause 6.11.6.4.1.2.2.1.1.

6.11.6.4.1.12.2.1.3 TFCS

TFCS size	4
TFCS	(28.8 kbps RAB, DCCH)= (TF0, TF0), (TF1, TF0), (TF0, TF1), (TF1, TF1)
NOTE:	In case TB size zero is configured for any transport channel, the first TFC is required; it is optional otherwise.

6.11.6.4.1.12.2.2 Physical channel parameters

DPCH Downlink	Midamble	1024 chips
	Codes and time slots	SF32 x 2 codes x 1 time slot
	Max. Number of data bits/radio frame	472 bits
	TFCl code word	16 bits
	Puncturing limit	0.40
NOTE: In case the first TFC in the TFCS is not configured, the TFCl code word will be 8 bits.		

6.11.6.4.1.13 Conversational / unknown / UL:64 DL:64 kbps / CS RAB + UL:3.4 DL:3.4 kbps SRBs for DCCH

6.11.6.4.1.13.1 Uplink

6.11.6.4.1.13.1.1 Transport channel parameters

6.11.6.4.1.13.1.1.1 Transport channel parameters for Conversational / unknown / UL:64 kbps / CS RAB

Higher layer	RAB/Signalling RB	RAB	
RLC	Logical channel type	DTCH	
	RLC mode	TM	
	Payload sizes, bit	640	
	Max data rate, bps	64 000	
	TrD PDU header, bit	0	
MAC	MAC header, bit	0	
	MAC multiplexing	N/A	
Layer 1	TrCH type	DCH	
	TB sizes, bit	640	
	TFS	TF0, bits	0x640
		TF1, bits	2x640(alt. 4x640)
	TTI, ms	20(alt. 40)	
	Coding type	TC	
	CRC, bit	16	
	Max number of bits/TTI after channel coding	3 948(alt . 7884)	
	Max number of bits/radio frame before rate matching	1 974(alt. 1971)	
	RM attribute	150 to 195	

6.11.6.4.1.13.1.1.2 Transport channel parameters for UL:3.4 kbps SRBs for DCCH

See clause 6.11.6.4.1.2.1.1.1.

6.11.6.4.1.13.1.1.3 TFCS

TFCS size	4
TFCS	(64 kbps RAB, DCCH)=(TF0, TF0), (TF1, TF0), (TF0, TF1), (TF1, TF1)
NOTE: In case TB size zero is configured for any transport channel, the first TFC is required; it is optional otherwise.	

6.11.6.4.1.13.1.2 Physical channel parameters

DPCH Uplink	Midamble	1024 chips
	Codes and time slots	SF32 x 1 code x 1 time slot + SF8 x 1 code x 1 time slot
	Max. Number of data bits/radio frame	1148 bits
	TFCl code word	16 bits
	TPC	2 bits
	Puncturing Limit	0.48
NOTE: In case the first TFC in the TFCS is not configured, the TFCl code word will be 8 bits.		

6.11.6.4.1.13.2 Downlink

6.11.6.4.1.13.2.1 Transport channel parameters

6.11.6.4.1.13.2.1.1 Transport channel parameters for Conversational / unknown / DL:64 kbps / CS RAB

Higher layer	RAB/Signalling RB		RAB
RLC	Logical channel type		DTCH
	RLC mode		TM
	Payload sizes, bit		640
	Max data rate, bps		64 000
	TrD PDU header, bit		0
MAC	MAC header, bit		0
	MAC multiplexing		N/A
Layer 1	TrCH type		DCH
	TB sizes, bit		640
	TFS	TF0, bits	0x640
		TF1, bits	2x640(alt. 4x640)
	TTI, ms		20(alt. 40)
	Coding type		TC
	CRC, bit		16
	Max number of bits/TTI after channel coding		3 948(alt. 7884)
	Max number of bits/radio frame before rate matching		1 974(alt. 1971)
RM attribute		150 to 195	

6.11.6.4.1.13.2.1.2 Transport channel parameters for DL:3.4 kbps SRBs for DCCH

See clause 6.11.6.4.1.2.2.1.1.

6.11.6.4.1.13.2.1.3 TFCS

TFCS size	4
TFCS	(64 kbps RAB, DCCH)=(TF0, TF0), (TF1, TF0), (TF0, TF1), (TF1, TF1)
NOTE:	In case TB size zero is configured for any transport channel, the first TFC is required; it is optional otherwise.

6.11.6.4.1.13.2.2 Physical channel parameters

DPCH Downlink	Midamble	1024 chips
	Codes and time slots	SF32 x 5 codes x 1 time slot
	Max. Number of data bits/radio frame	1 204 bits
	TFCI code word	16 bits
	Puncturing limit	0.52
NOTE:	In case the first TFC in the TFCS is not configured, the TFCI code word will be 8 bits.	

6.11.6.4.1.14 Conversational / unknown / UL:32 DL:32 kbps / CS RAB + UL:3.4 DL:3.4 kbps SRBs for DCCH

6.11.6.4.1.14.1 Uplink

6.11.6.4.1.14.1.1 Transport channel parameters

6.11.6.4.1.14.1.1.1 Transport channel parameters for Conversational / unknown / UL:32 kbps / CS RAB

Higher layer	RAB/Signalling RB		RAB
RLC	Logical channel type		DTCH
	RLC mode		TM
	Payload sizes, bit		640
	Max data rate, bps		32 000
	TrD PDU header, bit		0
MAC	MAC header, bit		0
	MAC multiplexing		N/A
Layer 1	TrCH type		DCH
	TB sizes, bit		640
	TFS	TF0, bits	0x640

	TF1, bits	1x640(alt. 2x640)
	TTI, ms	20(alt. 40)
	Coding type	TC
	CRC, bit	16
	Max number of bits/TTI after channel coding	1 980(alt. 3948)
	Max number of bits/radio frame before rate matching	990(alt. 987)
	RM attribute	165 to 210

6.11.6.4.1.14.1.1.2 Transport channel parameters for UL:3.4 kbps SRBs for DCCH

See clause 6.11.6.4.1.2.1.1.1.

6.11.6.4.1.14.1.1.3 TFCS

TFCS size	4
TFCS	(32 kbps RAB, DCCH)=(TF0, TF0), (TF1, TF0), (TF0, TF1), (TF1, TF1)
NOTE:	In case TB size zero is configured for any transport channel, the first TFC is required; it is optional otherwise.

6.11.6.4.1.14.1.2 Physical channel parameters

DPCH Uplink	Midamble	1024 chips
	Codes and time slots	SF8 x 1 code x 1 time slot
	Max. Number of data bits/radio frame	904 bits
	TFCI code word	16 bits
	TPC	2 bits
	Puncturing Limit	0.68
NOTE:	In case the first TFC in the TFCS is not configured, the TFCI code word will be 8 bits.	

6.11.6.4.1.14.2 Downlink

6.11.6.4.1.14.2.1 Transport channel parameters

6.11.6.4.1.14.2.1.1 Transport channel parameters for Conversational / unknown / DL:32 kbps / CS RAB

Higher layer	RAB/Signalling RB		RAB
RLC	Logical channel type		DTCH
	RLC mode		TM
	Payload sizes, bit		640
	Max data rate, bps		32 000
	TrD PDU header, bit		0
MAC	MAC header, bit		0
	MAC multiplexing		N/A
Layer 1	TrCH type		DCH
	TB sizes, bit		640
	TFS	TF0, bits	0x640
		TF1, bits	1x640(alt. 2x640)
	TTI, ms		20(alt. 40)
	Coding type		TC
	CRC, bit		16
	Max number of bits/TTI after channel coding		1 980(alt. 3948)
	Max number of bits/radio frame before rate matching		990(alt. 987)
	RM attribute		165 to 210

6.11.6.4.1.14.2.1.2 Transport channel parameters for DL:3.4 kbps SRBs for DCCH

See clause 6.11.6.4.1.2.2.1.1.

6.11.6.4.1.14.2.1.3 TFCS

TFCS size	4
TFCS	(32 kbps RAB, DCCH)=(TF0, TF0), (TF1, TF0), (TF0, TF1), (TF1, TF1)
NOTE:	In case TB size zero is configured for any transport channel, the first TFC is required; it is optional otherwise.

6.11.6.4.1.14.2.2 Physical channel parameters

DPCH Downlink	Midamble	1024 chips
	Codes and time slots	SF32 x 3 codes x 1 time slot
	Max. Number of data bits/radio frame	716 bits
	TFCI code word	16 bits
	Puncturing limit	0.52
NOTE: In case the first TFC in the TFCS is not configured, the TFCI code word will be 8 bits.		

6.11.6.4.1.15 Streaming / unknown / UL:14.4/DL:14.4 kbps / CS RAB + UL:3.4 DL:3.4 kbps SRBs for DCCH

6.11.6.4.1.15.1 Uplink

6.11.6.4.1.15.1.1 Transport channel parameters

6.11.6.4.1.15.1.1.1 Transport channel parameters for Streaming / unknown / UL: 14.4 kbps / CS RAB

Higher layer	RAB/Signalling RB		RAB
RLC	Logical channel type		DTCH
	RLC mode		TM
	Payload sizes, bit		576
	Max data rate, bps		14 400
	TrD PDU header, bit		0
MAC	MAC header, bit		0
	MAC multiplexing		N/A
Layer 1	TrCH type		DCH
	TB sizes, bit		576
	TFS	TF0, bits	0x576
		TF1, bits	1x576
	TTI, ms		40
	Coding type		TC
	CRC, bit		16
	Max number of bits/TTI after channel coding		1 788
	Max number of bits/radio frame before rate matching		447
	RM attribute		145 to 185

6.11.6.4.1.15.1.1.2 Transport channel parameters for UL:3.4 kbps SRBs for DCCH

See clause 6.11.6.4.1.2.1.1.1.

6.11.6.4.1.15.1.1.3 TFCS

TFCS size	4
TFCS	(14.4 kbps RAB, DCCH)=(TF0, TF0), (TF1, TF0), (TF0, TF1), (TF1, TF1)
NOTE: In case TB size zero is configured for any transport channel, the first TFC is required; it is optional otherwise.	

6.11.6.4.1.15.1.2 Physical channel parameters

DPCH Uplink	Midamble	1024 chips
	Codes and time slots	SF16 x 1 code x 1 time slot
	Max. Number of data bits/radio frame	452bits
	TFCI code word	16 bits
	TPC	2 bits
	Puncturing Limit	0.76
NOTE: In case the first TFC in the TFCS is not configured, the TFCI code word will be 8 bits.		

6.11.6.4.1.15.2 Downlink

6.11.6.4.1.15.2.1 Transport channel parameters

6.11.6.4.1.15.2.1.1 Transport channel parameters for Streaming / unknown / DL:14.4 kbps / CS RAB

Higher layer	RAB/Signalling RB		RAB
RLC	Logical channel type		DTCH
	RLC mode		TM
	Payload sizes, bit		576
	Max data rate, bps		14 400
	TrD PDU header, bit		0
MAC	MAC header, bit		0
	MAC multiplexing		N/A
Layer 1	TrCH type		DCH
	TB sizes, bit		576
	TFS	TF0, bits	0x576
		TF1, bits	1x576
	TTI, ms		40
	Coding type		TC
	CRC, bit		16
	Max number of bits/TTI after channel coding		1 788
	Max number of bits/radio frame before rate matching		447
	RM attribute		145 to 185

6.11.6.4.1.15.2.1.2 Transport channel parameters for DL:3.4 kbps SRBs for DCCH

See clause 6.11.6.4.1.2.2.1.1.

6.11.6.4.1.15.2.1.3 TFCS

TFCS size	4
TFCS	(14.4 kbps RAB, DCCH)=(TF0, TF0), (TF1, TF0), (TF0, TF1), (TF1, TF1)
NOTE:	In case TB size zero is configured for any transport channel, the first TFC is required; it is optional otherwise.

6.11.6.4.1.15.2.2 Physical channel parameters

DPCH Downlink	Midamble	1024 chips
	Codes and time slots	SF32 x 2 codes x 1 time slot
	Max. Number of data bits/radio frame	472 bits
	TFCI code word	16 bits
	Puncturing limit	0.80
NOTE:	In case the first TFC in the TFCS is not configured, the TFCI code word will be 8 bits.	

6.11.6.4.1.16 Streaming / unknown / UL:28.8/DL:28.8 kbps / CS RAB + UL:3.4 DL:3.4 kbps SRBs for DCCH

6.11.6.4.1.16.1 Uplink

6.11.6.4.1.16.1.1 Transport channel parameters

6.11.6.4.1.16.1.1.1 Transport channel parameters for Streaming / unknown / UL:28.8 kbps / CS RAB

Higher layer	RAB/Signalling RB		RAB
RLC	Logical channel type		DTCH
	RLC mode		TM
	Payload sizes, bit		576
	Max data rate, bps		28 800
	TrD PDU header, bit		0
MAC	MAC header, bit		0
	MAC multiplexing		N/A
Layer 1	TrCH type		DCH
	TB sizes, bit		576
	TFS	TF0, bits	0x576

	TF1, bits	1x576
	TTI, ms	20
	Coding type	TC
	CRC, bit	16
	Max number of bits/TTI after channel coding	3 564
	Max number of bits/radio frame before rate matching	891
	RM attribute	135 to 175

6.11.6.4.1.16.1.1.2 Transport channel parameters for UL:3.4 kbps SRBs for DCCH

See clause 6.11.6.4.1.2.1.1.1.

6.11.6.4.1.16.1.1.3 TFCS

TFCS size	4
TFCS	(28.8 kbps RAB, DCCH)= (TF0, TF0), (TF1, TF0), (TF0, TF1), (TF1, TF1)
NOTE:	In case TB size zero is configured for any transport channel, the first TFC is required; it is optional otherwise.

6.11.6.4.1.16.1.2 Physical channel parameters

DPCH Uplink	Midamble	1024 chips
	Codes and time slots	SF16 x 1 code x 1 time slot
	Max. Number of data bits/radio frame	452 bits
	TFCI code word	16 bits
	TPC	2 bits
	Puncturing Limit	0.44
NOTE:	In case the first TFC in the TFCS is not configured, the TFCI code word will be 8 bits.	

6.11.6.4.1.16.2 Downlink

6.11.6.4.1.16.2.1 Transport channel parameters

6.11.6.4.1.16.2.1.1 Transport channel parameters for Streaming / unknown / DL:28.8 kbps / CS RAB

Higher layer	RAB/Signalling RB	RAB	
RLC	Logical channel type	DTCH	
	RLC mode	TM	
	Payload sizes, bit	576	
	Max data rate, bps	28 800	
	TrD PDU header, bit	0	
MAC	MAC header, bit	0	
	MAC multiplexing	N/A	
Layer 1	TrCH type	DCH	
	TB sizes, bit	576	
	TFS	TF0, bits	0x576
		TF1, bits	1x576
	TTI, ms	20	
	Coding type	TC	
	CRC, bit	16	
	Max number of bits/TTI after channel coding	3 564	
	Max number of bits/radio frame before rate matching	891	
	RM attribute	135 to 175	

6.11.6.4.1.16.2.1.2 Transport channel parameters for DL:3.4 kbps SRBs for DCCH

See clause 6.11.6.4.1.2.2.1.1.

6.11.6.4.1.16.2.1.3 TFCS

TFCS size	4
TFCS	(28.8 kbps RAB, DCCH)= (TF0, TF0), (TF1, TF0), (TF0, TF1), (TF1, TF1)

NOTE: In case TB size zero is configured for any transport channel, the first TFC is required; it is optional otherwise.

6.11.6.4.1.16.2.2 Physical channel parameters

DPCH Downlink	Midamble	1024 chips
	Codes and time slots	SF32 x 2 codes x 1 time slot
	Max. Number of data bits/radio frame	472 bits
	TFCI code word	16 bits
	Puncturing limit	0.44
NOTE: In case the first TFC in the TFCS is not configured, the TFCI code word will be 8 bits.		

6.11.6.4.1.17 Streaming / unknown / UL:57.6/DL:57.6 kbps / CS RAB + UL:3.4 DL:3.4 kbps SRBs for DCCH

6.11.6.4.1.17.1 Uplink

6.11.6.4.1.17.1.1 Transport channel parameters

6.11.6.4.1.17.1.1.1 Transport channel parameters for Streaming / unknown / UL:57.6 kbps / CS RAB

Higher layer	RAB/Signalling RB	RAB	
RLC	Logical channel type	DTCH	
	RLC mode	TM	
	Payload sizes, bit	576	
	Max data rate, bps	57 600	
	TrD PDU header, bit	0	
MAC	MAC header, bit	0	
	MAC multiplexing	N/A	
Layer 1	TrCH type	DCH	
	TB sizes, bit	576	
	TFS	TF0, bits	0x576
		TF1, bits	1x576
		TF2, bits	2x576
		TF3, bits	3x576
		TF4, bits	4x576
	TTI, ms	40	
	Coding type	TC	
	CRC, bit	16	
	Max number of bits/TTI after channel coding	7 116	
Max number of bits/radio frame before rate matching	1 779		
RM attribute	125 to 165		

6.11.6.4.1.17.1.1.2 Transport channel parameters for UL:3.4 kbps SRBs for DCCH

See clause 6.11.6.4.1.2.1.1.1.

6.11.6.4.1.17.1.1.3 TFCS

TFCS size	10
TFCS	(57.6 kbps RAB, DCCH)= (TF0, TF0), (TF1, TF0), (TF2, TF0), (TF3, TF0), (TF4, TF0), (TF0, TF1), (TF1, TF1), (TF2, TF1), (TF3, TF1), (TF4, TF1)
NOTE: In case TB size zero is configured for any transport channel, the first TFC is required; it is optional otherwise.	

6.11.6.4.1.17.1.2 Physical channel parameters

DPCH Uplink	Midamble	1024 chips
	Codes and time slots	SF8 x 1 code x 1 time slot
	Max. Number of data bits/radio frame	904 bits
	TFCI code word	16 bits
	TPC	2 bits
	Puncturing Limit	0.44

6.11.6.4.1.17.2 Downlink

6.11.6.4.1.17.2.1 Transport channel parameters

6.11.6.4.1.17.2.1.1 Transport channel parameters for Streaming / unknown / DL:57.6 kbps / CS RAB

Higher layer	RAB/Signalling RB		RAB
RLC	Logical channel type		DTCH
	RLC mode		TM
	Payload sizes, bit		576
	Max data rate, bps		57 600
	TrD PDU header, bit		0
MAC	MAC header, bit		0
	MAC multiplexing		N/A
Layer 1	TrCH type		DCH
	TB sizes, bit		576
	TFS	TF0, bits	0x576
		TF1, bits	1x576
		TF2, bits	2x576
		TF3, bits	3x576
		TF4, bits	4x576
	TTI, ms		40
	Coding type		TC
	CRC, bit		16
	Max number of bits/TTI after channel coding		7 116
	Max number of bits/radio frame before rate matching		1 779
RM attribute		125 to 165	

6.11.6.4.1.17.2.1.2 Transport channel parameters for DL:3.4 kbps SRBs for DCCH

See clause 6.11.6.4.1.2.2.1.1.

6.11.6.4.1.17.2.1.3 TFCS

TFCS size	10
TFCS	(57.6 kbps RAB, DCCH)= (TF0, TF0), (TF1, TF0), (TF2, TF0), (TF3, TF0), (TF4, TF0), (TF0, TF1), (TF1, TF1), (TF2, TF1), (TF3, TF1), (TF4, TF1)
NOTE:	In case TB size zero is configured for any transport channel, the first TFC is required; it is optional otherwise.

6.11.6.4.1.17.2.2 Physical channel parameters

DPCH Downlink	Midamble	1024 chips
	Codes and time slots	SF32 x 4 codes x 1 time slot
	Max. Number of data bits/radio frame	960 bits
	TFCI code word	16 bits
	Puncturing limit	0.48

6.11.6.4.1.18 Void

6.11.6.4.1.19 Void

6.11.6.4.1.20 Void

6.11.6.4.1.21 Void

6.11.6.4.1.22 Void

6.11.6.4.1.23 Interactive or background / UL:32 DL:8 kbps / PS RAB + UL:3.4 DL:3.4 kbps SRBs for DCCH

6.11.6.4.1.23.1 Uplink

6.11.6.4.1.23.1.1 Transport channel parameters

6.11.6.4.1.23.1.1.1 Transport channel parameters for Interactive or background / UL:32 kbps / PS RAB

Higher layer	RAB/Signalling RB	RAB	
RLC	Logical channel type	DTCH	
	RLC mode	AM	
	Payload sizes, bit	320 (alt. 128)	
	Max data rate, bps	32 000	
	AMD PDU header, bit	16	
MAC	MAC header, bit	0	
	MAC multiplexing	N/A	
Layer 1	TrCH type	DCH	
	TB sizes, bit	336 (alt.144)	
	TFS	TF0, bits	0x336 (alt. 0x144)
		TF1, bits	1x336 (alt. 1x144)
		TF2, bits	2x336 (alt. 5x144)
	TTI, ms	20	
	Coding type	TC	
	CRC, bit	16	
	Max number of bits/TTI after channel coding	2 124 (alt. 2 412)	
	Max number of bits/radio frame before rate matching	1 062 (alt. 1 206)	
RM attribute	135 to 175		

6.11.6.4.1.23.1.1.2 Transport channel parameters for UL:3.4 kbps SRBs for DCCH

See clause 6.11.6.4.1.2.1.1.1.

6.11.6.4.1.23.1.1.3 TFCS

TFCS size	6
TFCS	(32 kbps RAB, DCCH)= (TF0, TF0), (TF1, TF0), (TF2, TF0), (TF0, TF1), (TF1, TF1), (TF2, TF1)
NOTE:	In case TB size zero is configured for any transport channel, the first TFC is required; it is optional otherwise.

6.11.6.4.1.23.1.2 Physical channel parameters

DPCH Uplink	Midamble	1024 chips
	Codes and time slots	SF8 x 1 code x 1 time slot
	Max. Number of data bits/radio frame	904 bits
	TFCI code word	16 bits
	TPC	2 bits
	Puncturing Limit	0.72 (alt. 0.64)

6.11.6.4.1.23.2 Downlink

6.11.6.4.1.23.2.1 Transport channel parameters

6.11.6.4.1.23.2.1.1 Transport channel parameters for Interactive or background / DL:8 kbps / PS RAB

Higher layer	RAB/Signalling RB	RAB	
RLC	Logical channel type	DTCH	
	RLC mode	AM	
	Payload sizes, bit	320	
	Max data rate, bps	8 000	
	AMD PDU header, bit	16	
MAC	MAC header, bit	0	
	MAC multiplexing	N/A	
Layer 1	TrCH type	DCH	
	TB sizes, bit	336	
	TFS	TF0, bits	0x336
		TF1, bits	1x336
	TTI, ms	40	
	Coding type	TC	
	CRC, bit	16	

	Max number of bits/TTI after channel coding	1 068
	Max number of bits/radio frame before rate matching	267
	RM attribute	135 to 175

6.11.6.4.1.23.2.1.2 Transport channel parameters for DL:3.4 kbps SRBs for DCCH

See clause 6.11.6.4.1.2.2.1.1.

6.11.6.4.1.23.2.1.3 TFCS

TFCS size	4
TFCS	(8 kbps RAB, DCCH)=(TF0, TF0), (TF1, TF0), (TF0, TF1), (TF1, TF1)
NOTE:	In case TB size zero is configured for any transport channel, the first TFC is required; it is optional otherwise.

6.11.6.4.1.23.2.2 Physical channel parameters

DPCH Downlink	Midamble	1024 chips
	Codes and time slots	SF32 x 1 code x 1 time slot
	Max. Number of data bits/radio frame	228 bits
	TFCI code word	16 bits
	Puncturing limit	0.56
NOTE:	In case the first TFC in the TFCS is not configured, the TFCI code word will be 8 bits.	

6.11.6.4.1.23a Interactive or background / UL:8 DL:8 kbps / PS RAB + UL:3.4 DL:3.4 kbps SRBs for DCCH

6.11.6.4.1.23a.1 Uplink

6.11.6.4.1.23a.1.1 Transport channel parameters

6.11.6.4.1.23a.1.1.1 Transport channel parameters for Interactive or background / UL:8 kbps / PS RAB

Higher layer	RAB/Signalling RB		RAB
RLC	Logical channel type		DTCH
	RLC mode		AM
	Payload sizes, bit		320 (alt. 128)
	Max data rate, bps		8 000
	AMD PDU header, bit		16
MAC	MAC header, bit		0
	MAC multiplexing		N/A
Layer 1	TrCH type		DCH
	TB sizes, bit		336 (alt. 144)
	TFS	TF0, bits	0x336 (alt. 0x144)
		TF1, bits	1x336 (alt. 1x144)
		TF2, bits	N/A (alt. 5x144)
	TTI, ms		40 (alt. 80)
	Coding type		TC
	CRC, bit		16
	Max number of bits/TTI after channel coding		1 068 (alt. 2 412)
Max number of bits/radio frame before rate matching		267 (alt. 302)	
RM attribute		135 to 175	

6.11.6.4.1.23a.1.1.2 Transport channel parameters for UL:3.4 kbps SRBs for DCCH

See clause 6.11.6.4.1.2.1.1.1.

6.11.6.4.1.23a.1.1.3 TFCS

TFCS size	4 (alt. 6)
TFCS	(8 kbps RAB, DCCH)= (TF0, TF0), (TF1, TF0), (TF0, TF1), (TF1, TF1) (alt. (TF0, TF0), (TF1, TF0), (TF2, TF0), (TF0, TF1), (TF1, TF1), (TF2, TF1))
NOTE:	In case TB size zero is configured for any transport channel the first TFC is required; it is optional otherwise.

6.11.6.4.1.23a.1.2 Physical channel parameters

DPCH Uplink	Midamble	1024 chips
	Codes and time slots	SF32 x 1 code x 1 time slot
	Max. Number of data bits/radio frame	226 bits
	TFCI code word	16 bits
	TPC	2 bit
	Puncturing Limit	0.56 (alt. 0.48)

6.11.6.4.1.23a.2 Downlink

See clause 6.11.6.4.1.23.2.

6.11.6.4.1.23b Interactive or background / UL:16 DL:16 kbps / PS RAB + UL:3.4 DL:3.4 kbps SRBs for DCCH

6.11.6.4.1.23b.1 Uplink

6.11.6.4.1.23b.1.1 Transport channel parameters

6.11.6.4.1.23b.1.1.1 Transport channel parameters for Interactive or background / UL:16 kbps / PS RAB

Higher layer	RAB/Signalling RB	RAB	
RLC	Logical channel type	DTCH	
	RLC mode	AM	
	Payload sizes, bit	320 (alt. 128)	
	Max data rate, bps	16 000	
	AMD PDU header, bit	16	
MAC	MAC header, bit	0	
	MAC multiplexing	N/A	
Layer 1	TrCH type	DCH	
	TB sizes, bit	336 (alt. 144)	
	TFS	TF0, bits	0x336 (alt. 0x144)
		TF1, bits	1x336 (alt. 1x144)
		TF2, bits	2x336 (alt. 5x144)
	TTI, ms	40	
	Coding type	TC	
	CRC, bit	16	
	Max number of bits/TTI after channel coding	2 124 (alt. 2 412)	
	Max number of bits/radio frame before rate matching	531 (alt. 603)	
	RM attribute	135 to 175	

6.11.6.4.1.23b.1.1.2 Transport channel parameters for UL:3.4 kbps SRBs for DCCH

See clause 6.11.6.4.1.2.1.1.1.

6.11.6.4.1.23b.1.1.3 TFCS

TFCS size	6
TFCS	(16 kbps RAB, DCCH)= (TF0, TF0), (TF1, TF0), (TF2, TF0), (TF0, TF1), (TF1, TF1), (TF2, TF1)
NOTE:	In case TB size zero is configured for any transport channel the first TFC is required; it is optional otherwise.

6.11.6.4.1.23b.1.2 Physical channel parameters

DPCH Uplink	Midamble	1024 chips
	Codes and time slots	SF16 x 1 code x 1 time slot
	Max. Number of data bits/radio frame	452 bits
	TFCI code word	16 bits
	TPC	2 bit
	Puncturing Limit	0.68 (alt. 0.60)

6.11.6.4.1.23b.2 Downlink

6.11.6.4.1.23b.2.1 Transport channel parameters

6.11.6.4.1.23b.2.1.1 Transport channel parameters for Interactive or background / DL:16 kbps / PS RAB

Higher layer	RAB/Signalling RB	RAB	
RLC	Logical channel type	DTCH	
	RLC mode	AM	
	Payload sizes, bit	320	
	Max data rate, bps	16 000	
	AMD PDU header, bit	16	
MAC	MAC header, bit	0	
	MAC multiplexing	N/A	
Layer 1	TrCH type	DCH	
	TB sizes, bit	336	
	TFS	TF0, bits	0x336
		TF1, bits	1x336
		TF2, bits	2x336
	TTI, ms	40	
	Coding type	TC	
	CRC, bit	16	
	Max number of bits/TTI after channel coding	2 124	
	Max number of bits/radio frame before rate matching	531	
RM attribute	135 to 175		

6.11.6.4.1.23b.2.1.2 Transport channel parameters for UL:3.4 kbps SRBs for DCCH

See clause 6.11.6.4.1.2.2.1.1.

6.11.6.4.1.23b.2.1.3 TFCS

TFCS size	6
TFCS	(16 kbps RAB, DCCH)= (TF0, TF0), (TF1, TF0), (TF2, TF0), (TF0, TF1), (TF1, TF1), (TF2, TF1)
NOTE:	In case TB size zero is configured for any transport channel the first TFC is required; it is optional otherwise.

6.11.6.4.1.23b.2.2 Physical channel parameters

DPCH Downlink	Midamble	1024 chips
	Codes and time slots	SF32 x 2 codes x 1 time slot
	Max. Number of data bits/radio frame	472 bits
	TFCI code word	16 bits
	Puncturing limit	0.68

6.11.6.4.1.23c Interactive or background / UL:32 DL:32 kbps / PS RAB + UL:3.4 DL:3.4 kbps SRBs for DCCH

6.11.6.4.1.23c.1 Uplink

6.11.6.4.1.23c.1.1 Transport channel parameters

6.11.6.4.1.23c.1.1.1 Transport channel parameters for Interactive or background / UL:32 kbps / PS RAB

Higher layer	RAB/Signalling RB	RAB
RLC	Logical channel type	DTCH
	RLC mode	AM
	Payload sizes, bit	320 (alt. 128)
	Max data rate, bps	32 000
	AMD PDU header, bit	16
MAC	MAC header, bit	0
	MAC multiplexing	N/A
Layer 1	TrCH type	DCH
	TB sizes, bit	336 (alt. 144)

TFS	TF0, bits	0x336 (alt. 0x144)
	TF1, bits	1x336 (alt. 1x144)
	TF2, bits	2x336 (alt. 5x144)
	TF3, bits	3x336 (alt. 7x144)
	TF4, bits	4x336 (alt. 10x144)
TTI, ms	40	
Coding type	TC	
CRC, bit	16	
Max number of bits/TTI after channel coding	4 236 (alt. 4 812)	
Max number of bits/radio frame before rate matching	1 059 (alt. 1 203)	
RM attribute	135 to 175	

6.11.6.4.1.23c.1.1.2 Transport channel parameters for UL:3.4 kbps SRBs for DCCH

See clause 6.11.6.4.1.2.1.1.1.

6.11.6.4.1.23c.1.1.3 TFCS

TFCS size	10
TFCS	(32 kbps RAB, DCCH)= (TF0,TF0), (TF1,TF0), (TF2,TF0), (TF3,TF0), (TF4,TF0), (TF0,TF1), (TF1,TF1), (TF2,TF1), (TF3,TF1), (TF4,TF1)
NOTE:	In case TB size zero is configured for any transport channel the first TFC is required; it is optional otherwise.

6.11.6.4.1.23c.1.2 Physical channel parameters

DPCH Uplink	Midamble	1024 chips
	Codes and time slots	SF8 x 1 code x 1 time slot
	Max. Number of data bits/radio frame	904 bits
	TFCI code word	16 bits
	TPC	2 bits
	Puncturing Limit	0.72 (alt. 0.64)

6.11.6.4.1.23c.2 Downlink

6.11.6.4.1.23c.2.1 Transport channel parameters

6.11.6.4.1.23c.2.1.1 Transport channel parameters for Interactive or background / DL:32 kbps / PS RAB

Higher layer	RAB/Signalling RB	RAB	
RLC	Logical channel type	DTCH	
	RLC mode	AM	
	Payload sizes, bit	320	
	Max data rate, bps	32 000	
	AMD PDU header, bit	16	
MAC	MAC header, bit	0	
	MAC multiplexing	N/A	
Layer 1	TrCH type	DCH	
	TB sizes, bit	336	
	TFS	TF0, bits	0x336
		TF1, bits	1x336
		TF2, bits	2x336
		TF3, bits	3x336
		TF4, bits	4x336
	TTI, ms	40	
	Coding type	TC	
	CRC, bit	16	
	Max number of bits/TTI after channel coding	4 236	
	Max number of bits/radio frame before rate matching	1 059	
	RM attribute	135 to 175	

6.11.6.4.1.23c.2.1.2 Transport channel parameters for UL:3.4 kbps SRBs for DCCH

See clause 6.11.6.4.1.2.2.1.1.

6.11.6.4.1.23c.2.1.3 TFCS

TFCS size	10
TFCS	(32 kbps RAB, DCCH)= (TF0,TF0), (TF1,TF0), (TF2,TF0), (TF3,TF0), (TF4,TF0), (TF0,TF1), (TF1,TF1), (TF2,TF1), (TF3,TF1), (TF4,TF1)
NOTE: In case TB size zero is configured for any transport channel the first TFC is required; it is optional otherwise.	

6.11.6.4.1.23c.2.2 Physical channel parameters

DPCH Downlink	Midamble	1024 chips
	Codes and time slots	SF32 x 3 codes x 1 time slot
	Max. Number of data bits/radio frame	716
	TFCI code word	16 bits
	Puncturing limit	0.60

6.11.6.4.1.23d Interactive or background / UL:32 DL:32 kbps / PS RAB (20 ms TTI)+ UL:3.4 DL:3.4 kbps SRBs for DCCH

6.11.6.4.1.23d.1 Uplink

6.11.6.4.1.23d.1.1 Transport channel parameters

6.11.6.4.1.23d.1.1.1 Transport channel parameters for Interactive or background / UL:32 kbps / PS RAB

Higher layer	RAB/Signalling RB	RAB	
RLC	Logical channel type	DTCH	
	RLC mode	AM	
	Payload sizes, bit	320 (alt. 128)	
	Max data rate, bps	32 000	
	AMD PDU header, bit	16	
MAC	MAC header, bit	0	
	MAC multiplexing	N/A	
Layer 1	TrCH type	DCH	
	TB sizes, bit	336 (alt. 144)	
	TFS	TF0, bits	0x336 (alt. 0x144)
		TF1, bits	1x336 (alt. 1x144)
		TF2, bits	2x336 (alt. 5x144)
	TTI, ms	20	
	Coding type	TC	
	CRC, bit	16	
	Max number of bits/TTI after channel coding	2 124 (alt. 2 412)	
	Max number of bits/radio frame before rate matching	1 062 (alt. 1 206)	
RM attribute	135 to 175		

6.11.6.4.1.23d.1.1.2 Transport channel parameters for UL:3.4 kbps SRBs for DCCH

See clause 6.11.6.4.1.2.1.1.1.

6.11.6.4.1.23d.1.1.3 TFCS

TFCS size	6
TFCS	(32 kbps RAB, DCCH)= (TF0,TF0), (TF1,TF0), (TF2,TF0), (TF0,TF1), (TF1,TF1), (TF2,TF1)
NOTE: In case TB size zero is configured for any transport channel the first TFC is required; it is optional otherwise.	

6.11.6.4.1.23d.1.2 Physical channel parameters

DPCH Uplink	Midamble	1024 chips
	Codes and time slots	SF8 x 1 code x 1 time slot
	Max. Number of data bits/radio frame	904 bits

	TFCI code word	16 bits
	TPC	2 bits
	Puncturing Limit	0.72 (alt. 0.64)

6.11.6.4.1.23d.2 Downlink

6.11.6.4.1.23d.2.1 Transport channel parameters

6.11.6.4.1.23d.2.1.1 Transport channel parameters for Interactive or background / DL:32 kbps / PS RAB

Higher layer	RAB/Signalling RB		RAB	
RLC	Logical channel type		DTCH	
	RLC mode		AM	
	Payload sizes, bit		320	
	Max data rate, bps		32 000	
	AMD PDU header, bit		16	
MAC	MAC header, bit		0	
	MAC multiplexing		N/A	
Layer 1	TrCH type		DCH	
	TB sizes, bit		336	
	TFS	TF0, bits		0x336
		TF1, bits		1x336
		TF2, bits		2x336
	TTI, ms		20	
	Coding type		TC	
	CRC, bit		16	
	Max number of bits/TTI after channel coding		2 124	
	Max number of bits/radio frame before rate matching		1 062	
	RM attribute		135 to 175	

6.11.6.4.1.23d.2.1.2 Transport channel parameters for DL:3.4 kbps SRBs for DCCH

See clause 6.11.6.4.1.2.2.1.1.

6.11.6.4.1.23d.2.1.3 TFCS

TFCS size	6
TFCS	(32 kbps RAB, DCCH)= (TF0,TF0), (TF1,TF0), (TF2,TF0), (TF0,TF1), (TF1,TF1), (TF2,TF1)
NOTE:	In case TB size zero is configured for any transport channel the first TFC is required; it is optional otherwise.

6.11.6.4.1.23d.2.2 Physical channel parameters

DPCH Downlink	Midamble	1024 chips
	Codes and time slots	SF32 x 3 codes x 1 time slot
	Max. Number of data bits/radio frame	716 bits
	TFCI code word	16 bits
	Puncturing limit	0.56

6.11.6.4.1.24 Void

6.11.6.4.1.25 Interactive or background / UL:32 DL: 64 kbps / PS RAB + UL:3.4 DL:3.4 kbps SRBs for DCCH

6.11.6.4.1.25.1 Uplink

See clause 6.11.6.4.1.23.1.

6.11.6.4.1.25.2 Downlink

6.11.6.4.1.25.2.1 Transport channel parameters

6.11.6.4.1.25.2.1.1 Transport channel parameters for Interactive or background / DL:64 kbps / PS RAB

Higher layer	RAB/Signalling RB	RAB	
RLC	Logical channel type	DTCH	
	RLC mode	AM	
	Payload sizes, bit	320	
	Max data rate, bps	64 000	
	AMD PDU header, bit	16	
MAC	MAC header, bit	0	
	MAC multiplexing	N/A	
Layer 1	TrCH type	DCH	
	TB sizes, bit	336	
	TFS	TF0, bits	0x336
		TF1, bits	1x336
		TF2, bits	2x336
		TF3, bits	3x336
		TF4, bits	4x336
	TTI, ms	20	
	Coding type	TC	
	CRC, bit	16	
	Max number of bits/TTI after channel coding	4 236	
	Max number of bits/radio frame before rate matching	2 118	
	RM attribute	130 to 170	

6.11.6.4.1.25.2.1.2 Transport channel parameters for DL:3.4 kbps SRBs for DCCH

See clause 6.11.6.4.1.2.2.1.1.

6.11.6.4.1.25.2.1.3 TFCS

TFCS size	10
TFCS	(64 kbps RAB, DCCH)= (TF0, TF0), (TF1, TF0), (TF2, TF0), (TF3, TF0), (TF4, TF0), (TF0, TF1), (TF1, TF1), (TF2, TF1), (TF3, TF1), (TF4, TF1)
NOTE:	In case TB size zero is configured for any transport channel, the first TFC is required; it is optional otherwise.

6.11.6.4.1.25.2.2 Physical channel parameters

DPCH Downlink	Physical Configuration 1	Physical Configuration 2
Midamble	1024 chips	1024 chips
Codes and time slots	SF32 x 3 codes x 1 time slot + SF32 x 2 codes x 1 time slot	SF32 x 9 codes x 1 time slot
Max. Number of data bits/radio frame	1 204 bits	2 180 bits
TFCI code word	16 bits	16 bits
Puncturing limit	0.52	0.96

6.11.6.4.1.26 Interactive or background / UL:64 DL: 64 kbps / PS RAB + UL:3.4 DL:3.4 kbps SRBs for DCCH

6.11.6.4.1.26.1 Uplink

6.11.6.4.1.26.1.1 Transport channel parameters

6.11.6.4.1.26.1.1.1 Transport channel parameters for Interactive or background / UL:64 kbps / PS RAB

Higher layer	RAB/Signalling RB	RAB
RLC	Logical channel type	DTCH
	RLC mode	AM
	Payload sizes, bit	320 (alt. 128)
	Max data rate, bps	64 000
	AMD PDU header, bit	16
MAC	MAC header, bit	0
	MAC multiplexing	N/A
Layer 1	TrCH type	DCH
	TB sizes, bit	336 (alt. 144)

	TFS	TF0, bits	0x336 (alt. 0x144)
		TF1, bits	1x336 (alt. 1x144)
		TF2, bits	2x336 (alt. 3x144)
		TF3, bits	3x336 (alt. 7x144)
		TF4, bits	4x336 (alt. 10x144)
	TTI, ms	20	
	Coding type	TC	
	CRC, bit	16	
	Max number of bits/TTI after channel coding	4 236 (alt. 4 812)	
	Max number of bits/radio frame before rate matching	2 118 (alt. 2 406)	
RM attribute	130 to 170		

6.11.6.4.1.26.1.1.2 Transport channel parameters for UL:3.4 kbps SRBs for DCCH

See clause 6.11.6.4.1.2.1.1.1.

6.11.6.4.1.26.1.1.3 TFCS

TFCS size	10
TFCS	(64 kbps RAB, DCCH)= (TF0, TF0), (TF1, TF0), (TF2, TF0), (TF3, TF0), (TF4, TF0), (TF0, TF1), (TF1, TF1), (TF2, TF1), (TF3, TF1), (TF4, TF1)

6.11.6.4.1.26.1.2 Physical channel parameters

DPCH Uplink	Physical Configuration 1	Physical Configuration 2
Midamble	1024 chips	1024 chips
Codes and time slots	SF32 x 1 code x 1 time slot + SF8 x 1 code x 1 time slot	SF4 x 1 code x 1 time slot + SF8 x 1 code x 1 time slot
Max. Number of data bits/radio frame	1148 bits	2 784 bits
TFCl code word	16 bits	16 bits
TPC	2 bits	2 bits
Puncturing Limit	0.48 (alt. 0.44)	1

6.11.6.4.1.26.2 Downlink

See clause 6.11.6.4.1.25.2.

6.11.6.4.1.27 Interactive or background / UL:64 DL:128 kbps / PS RAB + UL:3.4 DL:3.4 kbps SRBs for DCCH

6.11.6.4.1.27.1 Uplink

See clause 6.11.6.4.1.26.1.

6.11.6.4.1.27.2 Downlink

6.11.6.4.1.27.2.1 Transport channel parameters

6.11.6.4.1.27.2.1.1 Transport channel parameters for Interactive or background / DL:128 kbps / PS RAB

Higher layer	RAB/Signalling RB		RAB
RLC	Logical channel type		DTCH
	RLC mode		AM
	Payload sizes, bit		320
	Max data rate, bps		128 000
	AMD PDU header, bit		16
MAC	MAC header, bit		0
	MAC multiplexing		N/A
Layer 1	TrCH type		DCH
	TB sizes, bit		336
	TFS	TF0, bits	0x336
		TF1, bits	1x336
		TF2, bits	2x336

	TF3, bits	4x336
	TF4, bits	8x336
	TTI, ms	20
	Coding type	TC
	CRC, bit	16
	Max number of bits/TTI after channel coding	8 460
	Max number of bits/radio frame before rate matching	4 230
	RM attribute	120 to 160

6.11.6.4.1.27.2.1.2 Transport channel parameters for DL:3.4 kbps SRBs for DCCH

See clause 6.11.6.4.1.2.2.1.1.

6.11.6.4.1.27.2.1.3 TFCS

TFCS size	10
TFCS	(128 kbps RAB, DCCH)= (TF0, TF0), (TF1, TF0), (TF2, TF0), (TF3, TF0), (TF4, TF0), (TF0, TF1), (TF1, TF1), (TF2, TF1), (TF3, TF1), (TF4, TF1)
NOTE:	In case TB size zero is configured for any transport channel, the first TFC is required; it is optional otherwise.

6.11.6.4.1.27.2.2 Physical channel parameters

DPCH Downlink	Physical Configuration 1	Physical Configuration 2
Midamble	512 chips	512 chips
Codes and time slots	SF32 x 8 codes x 1 time slot	SF32 x 4 codes x 2 time slots + SF32 x 3 codes x 2 time slots
Max. Number of data bits/radio frame	2 192 bits	3848 bits
TFCI code word	16 bits	16 bits
Puncturing limit	0.48	0.84

6.11.6.4.1.28 Interactive or background / UL:128 DL:128 kbps / PS RAB + UL:3.4 DL:3.4 kbps SRBs for DCCH

6.11.6.4.1.28.1 Uplink

6.11.6.4.1.28.1.1 Transport channel parameters

6.11.6.4.1.28.1.1.1 Transport channel parameters for Interactive or background / UL:128 kbps / PS RAB

Higher layer	RAB/Signalling RB	RAB	
RLC	Logical channel type	DTCH	
	RLC mode	AM	
	Payload sizes, bit	320 (alt. 128)	
	Max data rate, bps	128 000	
	AMD PDU header, bit	16	
MAC	MAC header, bit	0	
	MAC multiplexing	N/A	
Layer 1	TrCH type	DCH	
	TB sizes, bit	336 (alt. 144)	
	TFS	TF0, bits	0x336 (alt. 0x144)
		TF1, bits	1x336 (alt. 1x144)
		TF2, bits	2x336 (alt. 7x144)
		TF3, bits	4x336 (alt. 14x144)
		TF4, bits	8x336 (alt. 20x144)
	TTI, ms	20	
	Coding type	TC	
	CRC, bit	16	
	Max number of bits/TTI after channel coding	8 460 (alt. 9 612)	
Max number of bits/radio frame before rate matching	4 230 (alt. 4 806)		
RM attribute	120 to 160		

6.11.6.4.1.28.1.1.2 Transport channel parameters for UL:3.4 kbps SRBs for DCCH

See clause 6.11.6.4.1.2.1.1.1.

6.11.6.4.1.28.1.1.3 TFCS

TFCS size	9 (alt.10)
TFCS	(128 kbps RAB, DCCH)= (TF0, TF0), (TF1, TF0), (TF2, TF0), (TF3, TF0), (TF4, TF0), (TF0, TF1), (TF1, TF1), (TF2, TF1), (TF3, TF1) (alt. (TF0, TF0), (TF1, TF0), (TF2, TF0), (TF3, TF0), (TF4, TF0), (TF0, TF1), (TF1, TF1), (TF2, TF1), (TF3, TF1), (TF4, TF1))
NOTE:	In case TB size zero is configured for any transport channel, the first TFC is required; it is optional otherwise.

6.11.6.4.1.28.1.2 Physical channel parameters

DPCH Uplink	Physical Configuration 1	Physical Configuration 2
Midamble	512 chips	512 chips
Codes and time slots	SF4 x 1 code x 1 timeslot	SF4 x 1 code x 2 timeslots + SF8 x 1 code x 1 time slot
Max. Number of data bits/radio frame	2 064 bits	5 376 bits
TFCI code word	16 bits	16 bits
TPC	2 bits	2 bits
Puncturing Limit	0.44 (alt. 0.40)	1

6.11.6.4.1.28.2 Downlink

See clause 6.11.6.4.1.27.2.

6.11.6.4.1.29 Interactive or background / UL:64 DL:144 kbps / PS RAB + UL:3.4 DL: 3.4 kbps SRBs for DCCH

6.11.6.4.1.29.1 Uplink

See clause 6.11.6.4.1.26.1.

6.11.6.4.1.29.2 Downlink

6.11.6.4.1.29.2.1 Transport channel parameters

6.11.6.4.1.29.2.1.1 Transport channel parameters for Interactive or background / DL:144 kbps / PS RAB

Higher layer	RAB/Signalling RB	RAB	
RLC	Logical channel type	DTCH	
	RLC mode	AM	
	Payload sizes, bit	320	
	Max data rate, bps	144 000	
	AMD PDU header, bit	16	
MAC	MAC header, bit	0	
	MAC multiplexing	N/A	
Layer 1	TrCH type	DCH	
	TB sizes, bit	336	
	TFS	TF0, bits	0x336
		TF1, bits	1x336
		TF2, bits	2x336
		TF3, bits	4x336
		TF4, bits	8x336
		TF5, bits	9x336
	TTI, ms	20	
	Coding type	TC	
	CRC, bit	16	
Max number of bits/TTI after channel coding	9 516		
Max number of bits/radio frame before rate matching	4 758		
RM attribute	140 to 180		

6.11.6.4.1.29.2.1.2 Transport channel parameters for DL:3.4 kbps SRBs for DCCH

See clause 6.11.6.4.1.2.2.1.1.

6.11.6.4.1.29.2.1.3 TFCS

TFCS size	12
TFCS	(144 kbps RAB, DCCH)= (TF0, TF0), (TF1, TF0), (TF2, TF0), (TF3, TF0), (TF4, TF0), (TF5, TF0) (TF0, TF1), (TF1, TF1), (TF2, TF1), (TF3, TF1), (TF4, TF1), (TF5, TF1)
NOTE:	In case TB size zero is configured for any transport channel, the first TFC is required; it is optional otherwise.

6.11.6.4.1.29.2.2 Physical channel parameters

DPCH Downlink	Midamble	512 chips
	Codes and time slots	SF32 x 9 codes x 1 time slot
	Max. Number of data bits/radio frame	2468 bits
	TFCI code word	16 bits
	Puncturing limit	0.48

6.11.6.4.1.30 Interactive or background / UL:144 DL:144 kbps / PS RAB + UL:3.4 DL: 3.4 kbps SRBs for DCCH

6.11.6.4.1.30.1 Uplink

6.11.6.4.1.30.1.1 Transport channel parameters

6.11.6.4.1.30.1.1.1 Transport channel parameters for Interactive or background / UL:144 kbps / PS RAB

Higher layer	RAB/Signalling RB	RAB	
RLC	Logical channel type	DTCH	
	RLC mode	AM	
	Payload sizes, bit	320 (alt. 128)	
	Max data rate, bps	144 000	
	AMD PDU header, bit	16	
MAC	MAC header, bit	0	
	MAC multiplexing	N/A	
Layer 1	TrCH type	DCH	
	TB sizes, bit	336 (alt. 144)	
	TFS	TF0, bits	0x336 (alt. 0x144)
		TF1, bits	1x336 (alt. 1x144)
		TF2, bits	2x336 (alt. 10x144)
		TF3, bits	4x336 (alt. 20x144)
		TF4, bits	8x336 (alt. 30x144)
		TF5, bits	9x336 (alt. 45x144)
	TTI, ms	20 (alt. 40)	
	Coding type	TC	
	CRC, bit	16	
	Max number of bits/TTI after channel coding	9 516 (alt. 21 624)	
	Max number of bits/radio frame before rate matching	4 758 (alt. 5 406)	
	RM attribute	140 to 180	

6.11.6.4.1.30.1.1.2 Transport channel parameters for UL:3.4 kbps SRBs for DCCH

See clause 6.11.6.4.1.2.1.1.1.

6.11.6.4.1.30.1.1.3 TFCS

TFCS size	12
TFCS	(144 kbps RAB, DCCH)= (TF0, TF0), (TF1, TF0), (TF2, TF0), (TF3, TF0), (TF4, TF0), (TF5, TF0) (TF0, TF1), (TF1, TF1), (TF2, TF1), (TF3, TF1), (TF4, TF1), (TF5, TF1)
NOTE:	In case TB size zero is configured for any transport channel, the first TFC is required; it is optional otherwise.

6.11.6.4.1.30.1.2 Physical channel parameters

DPCH Uplink	Midamble	512 chips
	Codes and time slots	SF32 x 1 code x 1 time slot + SF4 x 1 codex 1 time slot
	Max. Number of data bits/radio frame	2340 bits
	TFCI code word	16 bits
	TPC	2 bits
	Puncturing Limit	0.44 (alt. 0.40)

6.11.6.4.1.30.2 Downlink

See clause 6.11.6.4.1.29.2.

6.11.6.4.1.31 Interactive or background / UL:64 DL:256 kbps / PS RAB + UL:3.4 DL: 3.4 kbps SRBs for DCCH

6.11.6.4.1.31.1 Uplink

See clause 6.11.6.4.1.26.1.

6.11.6.4.1.31.2 Downlink

6.11.6.4.1.31.2.1 Transport channel parameters

6.11.6.4.1.31.2.1.1 Transport channel parameters for Interactive or background / DL:256 kbps / PS RAB

Higher layer	RAB/Signalling RB	RAB	
RLC	Logical channel type	DTCH	
	RLC mode	AM	
	Payload sizes, bit	320	
	Max data rate, bps	384 000	
	AMD PDU header, bit	16	
MAC	MAC header, bit	0	
	MAC multiplexing	N/A	
Layer 1	TrCH type	DCH	
	TB sizes, bit	336	
	TFS	TF0, bits	0x336
		TF1, bits	1x336
		TF2, bits	2x336
		TF3, bits	4x336
		TF4, bits	8x336
		TF5, bits	N/A (alt. 12x336)
		TF6, bits	N/A (alt. 16x336)
	TTI, ms	10 (alt. 20)	
	Coding type	TC	
	CRC, bit	16	
	Max number of bits/TTI after channel coding	8 460 (alt. 16 920)	
	Max number of bits/radio frame before rate matching	8 460 (alt. 8 460)	
RM attribute	135 to 175		

6.11.6.4.1.31.2.1.2 Transport channel parameters for DL:3.4 kbps SRBs for DCCH

See clause 6.11.6.4.1.2.2.1.1.

6.11.6.4.1.31.2.1.3 TFCS

TFCS size	10 (alt.14)
TFCS	(256 kbps RAB, DCCH)= (TF0, TF0), (TF1, TF0), (TF2, TF0), (TF3, TF0), (TF4, TF0), (TF0, TF1), (TF1, TF1), (TF2, TF1), (TF3, TF1), (TF4, TF1) (alt. (TF0, TF0), (TF1, TF0), (TF2, TF0), (TF3, TF0), (TF4, TF0), (TF5, TF0), (TF6, TF0) (TF0, TF1), (TF1, TF1), (TF2, TF1), (TF3, TF1), (TF4, TF1), (TF5, TF1), (TF6, TF1))
NOTE:	In case TB size zero is configured for any transport channel, the first TFC is required; it is optional otherwise.

6.11.6.4.1.31.2.2 Physical channel parameters

DPCH Downlink	Midamble	512 chips
	Codes and time slots	SF32 x 8 codes x 2 time slots
	Max. Number of data bits/radio frame	4 400 bits
	TFCI code word	16 bits
	Puncturing limit	0.48

6.11.6.4.1.32 Interactive or background / UL:64 DL:384 kbps / PS RAB + UL:3.4 DL: 3.4 kbps SRBs for DCCH

6.11.6.4.1.32.1 Uplink

See clause 6.11.6.4.1.26.1.

6.11.6.4.1.32.2 Downlink

6.11.6.4.1.32.2.1 Transport channel parameters

6.11.6.4.1.32.2.1.1 Transport channel parameters for Interactive or background / DL:384 kbps / PS RAB

Higher layer	RAB/Signalling RB	RAB	
RLC	Logical channel type	DTCH	
	RLC mode	AM	
	Payload sizes, bit	320	
	Max data rate, bps	384 000	
	AMD PDU header, bit	16	
MAC	MAC header, bit	0	
	MAC multiplexing	N/A	
Layer 1	TrCH type	DCH	
	TB sizes, bit	336	
	TFS	TF0, bits	0x336
		TF1, bits	1x336
		TF2, bits	2x336
		TF3, bits	4x336
		TF4, bits	8x336
		TF5, bits	12x336
		TF6, bits	N/A (alt. 16x336)
		TF7, bits	N/A (alt. 20x336)
	TF8, bits	N/A (alt. 24x336)	
	TTI, ms	10 (alt. 20)	
	Coding type	TC	
	CRC, bit	16	
Max number of bits/TTI after channel coding	12 684 (alt. 25 368)		
Max number of bits/radio frame before rate matching	12 684 (alt. 12 684)		
RM attribute	110 to 150		

6.11.6.4.1.32.2.1.2 Transport channel parameters for DL:3.4 kbps SRBs for DCCH

See clause 6.11.6.4.1.2.2.1.1.

6.11.6.4.1.32.2.1.3 TFCS

TFCS size	12 (alt.18)
TFCS	(384 kbps RAB, DCCH)= (TF0, TF0), (TF1, TF0), (TF2, TF0), (TF3, TF0), (TF4, TF0), (TF5, TF0) (TF0, TF1), (TF1, TF1), (TF2, TF1), (TF3, TF1), (TF4, TF1), (TF5, TF1) (alt. (TF0, TF0), (TF1, TF0), (TF2, TF0), (TF3, TF0), (TF4, TF0), (TF5, TF0), (TF6, TF0), (TF7, TF0), (TF8, TF0), (TF0, TF1), (TF1, TF1), (TF2, TF1), (TF3, TF1), (TF4, TF1), (TF5, TF1), (TF6, TF1), (TF7, TF1), (TF8, TF1))
NOTE:	In case TB size zero is configured for any transport channel, the first TFC is required; it is optional otherwise.

6.11.6.4.1.32.2.2 Physical channel parameters

DPCH Downlink	Physical Configuration 1		Physical Configuration 2	
	Midamble	512 chips		512 chips
Codes and time slots	SF32 x 8 codes x 3 time slots		SF32 x 6 codes x 4 time slots + SF32 x 4 codes x 1 time slot	
Max. Number of data bits/radio frame	6 608 bits		7 712 bits	
TFCl code word	16 bits		16 bits	
Puncturing Limit	0.48		0.60	

6.11.6.4.1.33 Interactive or background / UL:128 DL:384 kbps / PS RAB + UL:3.4 DL:3.4 kbps SRBs for DCCH

6.11.6.4.1.33.1 Uplink

See clause 6.11.6.4.1.28.1.

6.11.6.4.1.33.2 Downlink

See clause 6.11.6.4.1.32.2.

6.11.6.4.1.34 Interactive or background / UL:384 DL:384 kbps / PS RAB + UL:3.4 DL:3.4 kbps SRBs for DCCH

6.11.6.4.1.34.1 Uplink

6.11.6.4.1.34.1.1 Transport channel parameters

6.11.6.4.1.34.1.1.1 Transport channel parameters for Interactive or background / UL:384 kbps / PS RAB

Higher layer	RAB/Signalling RB	RAB	
RLC	Logical channel type	DTCH	
	RLC mode	AM	
	Payload sizes, bit	320	
	Max data rate, bps	384 000	
	AMD PDU header, bit	16	
MAC	MAC header, bit	0	
	MAC multiplexing	N/A	
Layer 1	TrCH type	DCH	
	TB sizes, bit	336	
	TFS	TF0, bits	0x336
		TF1, bits	1x336
		TF2, bits	2x336
		TF3, bits	4x336
		TF4, bits	8x336
		TF5, bits	12x336
		TF6, bits	N/A (alt. 16x336)
		TF7, bits	N/A (alt. 20x336)
	TF8, bits	N/A (alt. 24x336)	
	TTI, ms	10 (alt. 20)	
	Coding type	TC	
CRC, bit	16		
Max number of bits/TTI after channel coding	12 684 (alt. 25 368)		
Max number of bits/radio frame before rate matching	12 684		
RM attribute	110 to 150		

6.11.6.4.1.34.1.1.2 Transport channel parameters for UL:3.4 kbps SRBs for DCCH

See clause 6.11.6.4.1.2.1.1.1.

6.11.6.4.1.34.1.1.3 TFCS

TFCS size	12 (alt.18)
TFCS	(384 kbps RAB, DCCH)=

	(TF0, TF0), (TF1, TF0), (TF2, TF0), (TF3, TF0), (TF4, TF0), (TF5, TF0), (TF0, TF1), (TF1, TF1), (TF2, TF1), (TF3, TF1), (TF4, TF1), (TF5, TF1) (alt. (TF0, TF0), (TF1, TF0), (TF2, TF0), (TF3, TF0), (TF4, TF0), (TF5, TF0), (TF6, TF0), (TF7, TF0), (TF8, TF0), (TF0, TF1), (TF1, TF1), (TF2, TF1), (TF3, TF1), (TF4, TF1), (TF5, TF1), (TF6, TF1), (TF7, TF1), (TF8, TF1))
NOTE:	In case TB size zero is configured for any transport channel, the first TFC is required; it is optional otherwise.

6.11.6.4.1.34.1.2 Physical channel parameters

DPCH Uplink	Physical Configuration 1	Physical Configuration 2
Midamble	512 chips	512 chips
Codes and time slots	SF4 x 1 code x 3 time slots	SF4 x 1 code x 5 timeslots + SF8 x 1 code x 2 timeslots (alt. {SF4 x 1 code + SF8 x 1 code} x 4 timeslots)
Max. Number of data bits/radio frame	6 480 bits	13 104 bits
TFCI code word	16 bits	16 bits
TPC	2 bits	2 bits
Puncturing Limit	0.48	1

6.11.6.4.1.34.2 Downlink

See clause 6.11.6.4.1.32.2.

6.11.6.4.1.35 Interactive or background / UL:64 DL:2 048 kbps / PS RAB + UL:3.4 DL:3.4 kbps SRBs for DCCH

6.11.6.4.1.35.1 Uplink

6.11.6.4.1.35.1.1 Transport channel parameters

See clause 6.11.6.4.1.26.1.1.

6.11.6.4.1.35.1.1.2 Physical channel parameters

DPCH Uplink	Midamble	512 chips
	Codes and time slots	SF4 x 1 code x 1 time slot
	Max. Number of data bits/radio frame	2 064 bits
	TFCI code word	16 bits
	TPC	2 bits
	Puncturing Limit	0.88 (alt. 0.80)

6.11.6.4.1.35.2 Downlink

6.11.6.4.1.35.2.1 Transport channel parameters

6.11.6.4.1.35.2.1.1 Transport channel parameters for Interactive or background / DL:2 048 kbps / PS RAB

Higher layer	RAB/Signalling RB	RAB	
RLC	Logical channel type	DTCH	
	RLC mode	AM	
	Payload sizes, bit	640	
	Max data rate, bps	2 048 000	
	AMD PDU header, bit	16	
MAC	MAC header, bit	0	
	MAC multiplexing	N/A	
Layer 1	TrCH type	DCH	
	TB sizes, bit	656	
	TFS	TF0, bits	0x656
		TF1, bits	1x656
		TF2, bits	2x656
TF3, bits		4x656	

Higher layer	RAB/Signalling RB	RAB
	TF4, bits	8x656
	TF5, bits	12x656
	TF6, bits	16x656
	TF7, bits	20x656
	TF8, bits	24x656
	TF9, bits	28x656
	TF10, bits	31x656 (alt. 32x656)
	TF11, bits	N/A (alt. 36x656)
	TF12, bits	N/A (alt. 40x656)
	TF13, bits	N/A (alt. 44x656)
	TF14, bits	N/A (alt. 48x656)
	TF15, bits	N/A (alt. 52x656)
	TF16, bits	N/A (alt. 56x656)
	TF17, bits	N/A (alt. 60x656)
	TF18, bits	N/A (alt. 64x656)
	TTI, ms	10 (alt. 20)
	Coding type	TC
	CRC, bit	16
	Max number of bits/TTI after channel coding	62 565 (alt. 129 141)
	Max number of bits/radio frame before rate matching	62 565 (alt. 64 571)
	RM attribute	130 to 170

6.11.6.4.1.35.2.1.2 Transport channel parameters for DL:3.4 kbps SRBs for DCCH

See clause 6.11.6.4.1.2.2.1.1.

6.11.6.4.1.35.2.1.3 TFCS

TFCS size	21 (alt.38)
TFCS	(2 048 kbps RAB, DCCH)= (TF0, TF0), (TF1, TF0), (TF2, TF0), (TF3, TF0), (TF4, TF0), (TF5, TF0), (TF6, TF0), (TF7, TF0), (TF8, TF0), (TF9, TF0), (TF10, TF0), (TF0, TF1), (TF1, TF1), (TF2, TF1), (TF3, TF1), (TF4, TF1), (TF5, TF1), (TF6, TF1), (TF7, TF1), (TF8, TF1), (TF9, TF1) (alt. TF0, TF0), (TF1, TF0), (TF2, TF0), (TF3, TF0), (TF4, TF0), (TF5, TF0), (TF6, TF0), (TF7, TF0), (TF8, TF0), (TF9, TF0), (TF10, TF0), (TF11, TF0), (TF12, TF0), (TF13, TF0), (TF14, TF0), (TF15, TF0), (TF16, TF0), (TF17, TF0), (TF18, TF0), (TF0, TF1), (TF1, TF1), (TF2, TF1), (TF3, TF1), (TF4, TF1), (TF5, TF1), (TF6, TF1), (TF7, TF1), (TF8, TF1), (TF9, TF1), (TF10, TF1), (TF11, TF1), (TF12, TF1), (TF13, TF1), (TF14, TF1), (TF15, TF1), (TF16, TF1), (TF17, TF1), (TF18, TF1))
NOTE:	In case TB size zero is configured for any transport channel, the first TFC is required; it is optional otherwise.

6.11.6.4.1.35.2.2 Physical channel parameters

DPCH Downlink	Physical Configuration 1	Physical Configuration 2
Midamble	512 chips	512 chips
Codes and time slots	SF1 x 1 code x 5 time slots	SF8 x 13 codes x 4 time slots + SF8 x 12 codes x 7 time slot
Max. Number of data bits/radio frame	44 144 bits (alt. 44 128)	37 520 bits (alt. 37 504)
TFCI code word	16 bits (alt. 32 bits)	16 bits (alt. 32 bits)
Puncturing limit	0.68 (alt.0.68)	0.56

6.11.6.4.1.36 Void

6.11.6.4.1.37 Void

6.11.6.4.1.38 Conversational / speech / UL:12.2 DL:12.2 kbps / CS RAB + Interactive or background / UL:32 DL:8 kbps / PS RAB + UL:3.4 DL:3.4 kbps SRBs for DCCH

6.11.6.4.1.38.1 Uplink

6.11.6.4.1.38.1.1 Transport channel parameters

6.11.6.4.1.38.1.1.1 Transport channel parameters for Conversational / speech / UL:12.2 kbps / CS RAB

See clause 6.11.6.4.1.4.1.1.1.

6.11.6.4.1.38.1.1.2 Transport channel parameters for Interactive or background / UL:32 kbps / PS RAB

See clause 6.11.6.4.1.23.1.1.1.

6.11.6.4.1.38.1.1.3 Transport channel parameters for UL:3.4 kbps SRBs for DCCH

See clause 6.11.6.4.1.2.1.1.1.

6.11.6.4.1.38.1.1.4 TFCS

TFCS size	18
TFCS	(RAB subflow#1, RAB subflow#2, RAB subflow#3, 32kbps RAB , DCCH)= (TF0, TF0, TF0, TF0, TF0), (TF1, TF0, TF0, TF0, TF0), (TF2, TF1, TF1, TF0, TF0), (TF0, TF0, TF0, TF1, TF0), (TF1, TF0, TF0, TF1, TF0), (TF2, TF1, TF1, TF1, TF0), (TF0, TF0, TF0, TF2, TF0), (TF1, TF0, TF0, TF2, TF0), (TF2, TF1, TF1, TF2, TF0), (TF0, TF0, TF0, TF0, TF1), (TF1, TF0, TF0, TF0, TF1), (TF2, TF1, TF1, TF0, TF1), (TF0, TF0, TF0, TF1, TF1), (TF1, TF0, TF0, TF1, TF1), (TF2, TF1, TF1, TF1, TF1), (TF0, TF0, TF0, TF2, TF1), (TF1, TF0, TF0, TF2, TF1), (TF2, TF1, TF1, TF2, TF1)
NOTE:	In case TB size zero is configured for any transport channel, the first TFC is required; it is optional otherwise.

6.11.6.4.1.38.1.2 Physical channel parameters

DPCH Uplink	Midamble	1024 chips
	Codes and time slots	SF8 x 1 code x 1 time slot
	Max. Number of data bits/radio frame	904 bits
	TFCI code word	16 bits
	TPC	2 bits
	Puncturing Limit	0.52 (alt. 0.48)

6.11.6.4.1.38.2 Downlink

6.11.6.4.1.38.2.1 Transport channel parameters

6.11.6.4.1.38.2.1.1 Transport channel parameters for Conversational / speech / DL:12.2 kbps / CS RAB

See clause 6.11.6.4.1.4.2.1.1.

6.11.6.4.1.38.2.1.2 Transport channel parameters for Interactive or background / DL:8 kbps / PS RAB

See clause 6.11.6.4.1.23.2.1.1.

6.11.6.4.1.38.2.1.3 Transport channel parameters for DL:3.4 kbps SRBs for DCCH

See clause 6.11.6.4.1.2.2.1.

6.11.6.4.1.38.2.1.4 TFCS

TFCS size	12
TFCS	(RAB subflow#1, RAB subflow#2, RAB subflow#3,8kbps RAB, DCCH)= (TF0, TF0, TF0, TF0, TF0), (TF1, TF0, TF0, TF0, TF0), (TF2, TF1, TF1, TF0, TF0), (TF0, TF0, TF0, TF1, TF0), (TF1, TF0, TF0, TF1, TF0), (TF2, TF1, TF1, TF1, TF0), (TF0, TF0, TF0, TF0, TF1), (TF1, TF0, TF0, TF0, TF1), (TF2, TF1, TF1, TF0, TF1), (TF0, TF0, TF0, TF1, TF1), (TF1, TF0, TF0, TF1, TF1), (TF2, TF1, TF1, TF1, TF1)
NOTE:	In case TB size zero is configured for any transport channel, the first TFC is required; it is optional otherwise.

6.11.6.4.1.38.2.2 Physical channel parameters

DPCH Downlink	Midamble	1024 chips
	Codes and time slots	SF32 x 2 codes x 1 time slot
	Max. Number of data bits/radio frame	472 bits
	TFCI code word	16 bits

	Puncturing limit	0.52
--	------------------	------

6.11.6.4.1.38a Conversational / speech / 12.2 kbps / CS RAB + Interactive or background / UL:0 DL:0 kbps / PS RAB + UL:3.4 DL:3.4 kbps SRBs for DCCH

6.11.6.4.1.38a.1 Uplink

6.11.6.4.1.38a.1.1 Transport channel parameters

6.11.6.4.1.38a.1.1.1 Transport channel parameters for Conversational / speech / UL:12.2 kbps / CS RAB

See clause 6.11.6.4.1.4.1.1.1.

6.11.6.4.1.38a.1.1.2 Transport channel parameters for Interactive or background / UL:0 kbps / PS RAB

Higher layer	RAB/Signalling RB	RAB	
RLC	Logical channel type	DTCH	
	RLC mode	AM	
	Payload sizes, bit	320 (alt. 128)	
	Max data rate, bps	0	
	AMD PDU header, bit	16	
MAC	MAC header, bit	0	
	MAC multiplexing	N/A	
Layer 1	TrCH type	DCH	
	TB sizes, bit	336 (alt. 144)	
	TFS	TF0, bits	0x336 (alt 0x144)
	TTI, ms	20	
	Coding type	TC	
	CRC, bit	16	
	Max number of bits/TTI after channel coding	0	
	Max number of bits/radio frame before rate matching	0	
	RM attribute	130 to 170	

6.11.6.4.1.38a.1.1.3 Transport channel parameters for UL:3.4 kbps SRBs for DCCH

See clause 6.11.6.4.1.2.1.1.1.

6.11.6.4.1.38a.1.1.4 TFCS

TFCS size	6
TFCS	(RAB subflow#1, RAB subflow#2, RAB subflow#3, 0kbps RAB, DCCH)= (TF0,TF0,TF0,TF0,TF0), (TF1,TF0,TF0,TF0,TF0), (TF2,TF1,TF1,TF0,TF0), (TF0,TF0,TF0,TF0,TF1), (TF1,TF0,TF0,TF0,TF1), (TF2,TF1,TF1,TF0,TF1)
NOTE:	In case TB size zero is configured for any transport channel the first TFC is required; it is optional otherwise.

6.11.6.4.1.38a.1.2 Physical channel parameters

DPCH Uplink	Midamble	1024 chips
	Codes and time slots	SF16 x 1 code x 1 time slot
	Max. Number of data bits/radio frame	452 bits
	TFCI code word	16 bits
	TPC	2 bit
	Puncturing Limit	0.68

6.11.6.4.1.38a.2 Downlink

6.11.6.4.1.38a.2.1 Transport channel parameters

6.11.6.4.1.38a.2.1.1 Transport channel parameters for Conversational / speech / DL:12.2 kbps / CS RAB

See clause 6.11.6.4.1.4.2.1.1.

6.11.6.4.1.38a.2.1.2 Transport channel parameters for Interactive or background / DL:0 kbps / PS RAB

Higher layer	RAB/Signalling RB	RAB	
RLC	Logical channel type	DTCH	
	RLC mode	AM	
	Payload sizes, bit	320	
	Max data rate, bps	0	
	AMD PDU header, bit	16	
MAC	MAC header, bit	0	
	MAC multiplexing	N/A	
Layer 1	TrCH type	DCH	
	TB sizes, bit	336	
	TFS	TF0, bits	0x336
	TTI, ms	20	
	Coding type	TC	
	CRC, bit	16	
	Max number of bits/TTI after channel coding	0	
	Max number of bits/radio frame before rate matching	0	
	RM attribute	130 to 170	

6.11.6.4.1.38a.2.1.3 Transport channel parameters for DL:3.4 kbps SRBs for DCCH

See clause 6.11.6.4.1.2.2.1.1

6.11.6.4.1.38a.2.1.4 TFCS

TFCS size	6
TFCS	(RAB subflow#1, RAB subflow#2, RAB subflow#3, 0kbps RAB, DCCH)= (TF0,TF0,TF0,TF0,TF0), (TF1,TF0,TF0,TF0,TF0), (TF2,TF1,TF1,TF0,TF0), (TF0,TF0,TF0,TF0,TF1), (TF1,TF0,TF0,TF0,TF1), (TF2,TF1,TF1,TF0,TF1)
NOTE:	In case TB size zero is configured for any transport channel the first TFC is required; it is optional otherwise.

6.11.6.4.1.38a.2.2 Physical channel parameters

DPCH Downlink	Midamble	1024 chips
	Codes and time slots	SF32 x 2 codes x 1 time slot
	Max. Number of data bits/radio frame	472 bits
	TFCl code word	16 bits
	Puncturing limit	0.68

6.11.6.4.1.38b Conversational / speech / UL:12.2 DL:12.2 kbps / CS RAB + Interactive or background / UL:8 DL:8 kbps / PS RAB + UL:3.4 DL:3.4 kbps SRBs for DCCH

6.11.6.4.1.38b.1 Uplink

6.11.6.4.1.38b.1.1 Transport channel parameters

6.11.6.4.1.38b.1.1.1 Transport channel parameters for Conversational / speech / UL:12.2 kbps / CS RAB

See clause 6.11.6.4.1.4.1.1.1.

6.11.6.4.1.38b.1.1.2 Transport channel parameters for Interactive or background / UL:8 kbps / PS RAB

See clause 6.11.6.4.1.23a.1.1.1.

6.11.6.4.1.38b.1.1.3 Transport channel parameters for UL:3.4 kbps SRBs for DCCH

See clause 6.11.6.4.1.2.1.1.1.

6.11.6.4.1.38b.1.1.4 TFCS

TFCS size	12 (alt. 17)
TFCS	(RAB subflow#1, RAB subflow#2, RAB subflow#3, 8 kbps RAB, DCCH)= (TF0,TF0,TF0,TF0,TF0), (TF1,TF0,TF0,TF0,TF0), (TF2,TF1,TF1,TF0,TF0), (TF0,TF0,TF0,TF1,TF0), (TF1,TF0,TF0,TF1,TF0), (TF2,TF1,TF1,TF1,TF0), (TF0,TF0,TF0,TF0,TF1), (TF1,TF0,TF0,TF0,TF1), (TF2,TF1,TF1,TF0,TF1),

(TF0,TF0,TF0,TF1,TF1), (TF1,TF0,TF0,TF1,TF1), (TF2,TF1,TF1,TF1,TF1) (alt. (TF0,TF0,TF0,TF0,TF0), (TF1,TF0,TF0,TF0,TF0), (TF2,TF1,TF1,TF0,TF0), (TF0,TF0,TF0,TF1,TF0), (TF1,TF0,TF0,TF1,TF0), (TF2,TF1,TF1,TF1,TF0), (TF0,TF0,TF0,TF2,TF0), (TF1,TF0,TF0,TF2,TF0), (TF2,TF1,TF1,TF2,TF0), (TF0,TF0,TF0,TF0,TF1), (TF1,TF0,TF0,TF0,TF1), (TF2,TF1,TF1,TF0,TF1), (TF0,TF0,TF0,TF1,TF1), (TF1,TF0,TF0,TF1,TF1), (TF2,TF1,TF1,TF1,TF1) (TF0,TF0,TF0,TF2,TF1), (TF1,TF0,TF0,TF2,TF1))
--

NOTE: In case TB size zero is configured for any transport channel the first TFC is required; it is optional otherwise.

6.11.6.4.1.38b.1.2 Physical channel parameters

DPCH Uplink	Midamble	1024 chips
	Codes and time slots	SF16 x 1 code x 1 time slot
	Max. Number of data bits/radio frame	452 bits
	TFCI code word	16 bits
	TPC	2 bits
	Puncturing Limit	0.48 (alt. 0.56)

6.11.6.4.1.38b.2 Downlink

6.11.6.4.1.38b.2.1 Transport channel parameters

6.11.6.4.1.38b.2.1.1 Transport channel parameters for Conversational / speech / DL:12.2 kbps / CS RAB

See clause 6.11.6.4.1.4.2.1.1.

6.11.6.4.1.38b.2.1.2 Transport channel parameters for Interactive or background / DL:8 kbps / PS RAB

See clause 6.11.6.4.1.23.2.1.1.

6.11.6.4.1.38b.2.1.3 Transport channel parameters for DL:3.4 kbps SRBs for DCCH

See clause 6.11.6.4.1.2.2.1.1.

6.11.6.4.1.38b.2.1.4 TFCS

TFCS size	12
TFCS	(RAB subflow#1, RAB subflow#2, RAB subflow#3, 8 kbps RAB, DCCH)= (TF0,TF0,TF0,TF0,TF0), (TF1,TF0,TF0,TF0,TF0), (TF2,TF1,TF1,TF0,TF0), (TF0,TF0,TF0,TF1,TF0), (TF1,TF0,TF0,TF1,TF0), (TF2,TF1,TF1,TF1,TF0), (TF0,TF0,TF0,TF0,TF1), (TF1,TF0,TF0,TF0,TF1), (TF2,TF1,TF1,TF0,TF1), (TF0,TF0,TF0,TF1,TF1), (TF1,TF0,TF0,TF1,TF1), (TF2,TF1,TF1,TF1,TF1)

NOTE: In case TB size zero is configured for any transport channel the first TFC is required; it is optional otherwise.

6.11.6.4.1.38b.2.2 Physical channel parameters

DPCH Downlink	Midamble	1024 chips
	Codes and time slots	SF32 x 2 codes x 1 time slot
	Max. Number of data bits/radio frame	472 bits
	TFCI code word	16 bits
	Puncturing limit	0.52

6.11.6.4.1.38c Conversational / speech / UL:12.2 DL:12.2 kbps / CS RAB + Interactive or background / UL:32 DL:32 kbps / PS RAB + UL:3.4 DL:3.4 kbps SRBs for DCCH

6.11.6.4.1.38c.1 Uplink

6.11.6.4.1.38c.1.1 Transport channel parameters

6.11.6.4.1.38c.1.1.1 Transport channel parameters for Conversational / speech / UL:12.2 kbps / CS RAB

See clause 6.11.6.4.1.4.1.1.1.

6.11.6.4.1.38c.1.1.2 Transport channel parameters for Interactive or background / UL:32 kbps / PS RAB

See clause 6.11.6.4.1.23d.1.1.1.

6.11.6.4.1.38c.1.1.3 Transport channel parameters for UL:3.4 kbps SRBs for DCCH

See clause 6.11.6.4.1.2.1.1.1.

6.11.6.4.1.38c.1.1.4 TFCS

TFCS size	18 (alt. 17)
TFCS	(RAB subflow#1, RAB subflow#2, RAB subflow#3, 32 kbps RAB, DCCH)= (TF0,TF0,TF0,TF0,TF0), (TF1,TF0,TF0,TF0,TF0), (TF2,TF1,TF1,TF0,TF0), (TF0,TF0,TF0,TF1,TF0), (TF1,TF0,TF0,TF1,TF0), (TF2,TF1,TF1,TF1,TF0), (TF0,TF0,TF0,TF2,TF0), (TF1,TF0,TF0,TF2,TF0), (TF2,TF1,TF1,TF2,TF0), (TF0,TF0,TF0,TF0,TF1), (TF1,TF0,TF0,TF0,TF1), (TF2,TF1,TF1,TF0,TF1), (TF0,TF0,TF0,TF1,TF1), (TF1,TF0,TF0,TF1,TF1), (TF2,TF1,TF1,TF1,TF1), (TF0,TF0,TF0,TF2,TF1), (TF1,TF0,TF0,TF2,TF1), (TF2,TF1,TF1,TF2,TF1) (alt. (TF0,TF0,TF0,TF0,TF0), (TF1,TF0,TF0,TF0,TF0), (TF2,TF1,TF1,TF0,TF0), (TF0,TF0,TF0,TF1,TF0), (TF1,TF0,TF0,TF1,TF0), (TF2,TF1,TF1,TF1,TF0), (TF0,TF0,TF0,TF2,TF0), (TF1,TF0,TF0,TF2,TF0), (TF2,TF1,TF1,TF2,TF0), (TF0,TF0,TF0,TF0,TF1), (TF1,TF0,TF0,TF0,TF1), (TF2,TF1,TF1,TF0,TF1), (TF0,TF0,TF0,TF1,TF1), (TF1,TF0,TF0,TF1,TF1), (TF2,TF1,TF1,TF1,TF1), (TF0,TF0,TF0,TF2,TF1), (TF1,TF0,TF0,TF2,TF1), (TF2,TF1,TF1,TF2,TF1))
NOTE:	In case TB size zero is configured for any transport channel the first TFC is required; it is optional otherwise.

6.11.6.4.1.38c.1.2 Physical channel parameters

DPCH Uplink	Midamble	1024 chips
	Codes and time slots	SF8 x 1 code x 1 time slot
	Max. Number of data bits/radio frame	904 bits
	TFCI code word	16 bits
	TPC	2 bits
	Puncturing Limit	0.52 (alt. 0.52)

6.11.6.4.1.38c.2 Downlink

6.11.6.4.1.38c.2.1 Transport channel parameters

6.11.6.4.1.38c.2.1.1 Transport channel parameters for Conversational / speech / DL:12.2 kbps / CS RAB

See clause 6.11.6.4.1.4.2.1.1.

6.11.6.4.1.38c.2.1.2 Transport channel parameters for Interactive or background / DL:32 kbps / PS RAB

See clause 6.11.6.4.1.23d.2.1.1.

6.11.6.4.1.38c.2.1.3 Transport channel parameters for DL:3.4 kbps SRBs for DCCH

See clause 6.11.6.4.1.2.2.1.1.

6.11.6.4.1.38c.2.1.4 TFCS

TFCS size	18
TFCS	(RAB subflow#1, RAB subflow#2, RAB subflow#3, 32 kbps RAB, DCCH)= (TF0,TF0,TF0,TF0,TF0), (TF1,TF0,TF0,TF0,TF0), (TF2,TF1,TF1,TF0,TF0), (TF0,TF0,TF0,TF1,TF0), (TF1,TF0,TF0,TF1,TF0), (TF2,TF1,TF1,TF1,TF0), (TF0,TF0,TF0,TF2,TF0), (TF1,TF0,TF0,TF2,TF0), (TF2,TF1,TF1,TF2,TF0), (TF0,TF0,TF0,TF0,TF1), (TF1,TF0,TF0,TF0,TF1), (TF2,TF1,TF1,TF0,TF1), (TF0,TF0,TF0,TF1,TF1), (TF1,TF0,TF0,TF1,TF1), (TF2,TF1,TF1,TF1,TF1), (TF0,TF0,TF0,TF2,TF1), (TF1,TF0,TF0,TF2,TF1), (TF2,TF1,TF1,TF2,TF1))
NOTE:	In case TB size zero is configured for any transport channel the first TFC is required; it is optional otherwise.

6.11.6.4.1.38c.2.2 Physical channel parameters

DPCH Downlink	Midamble	1024 chips
	Codes and time slots	SF32 x 4 codes x 1 time slot
	Max. Number of data bits/radio frame	960
	TFCI code word	16 bits
	Puncturing limit	0.56

6.11.6.4.1.38d Conversational / speech / UL:12.2 DL:12.2 kbps / CS RAB + Interactive or background / UL:64 DL:64 kbps / PS RAB + Interactive or background / UL:64 DL:64 kbps / PS RAB + UL:3.4 DL:3.4 kbps SRBs for DCCH

6.11.6.4.1.38d.1 Uplink

6.11.6.4.1.38d.1.1 Transport channel parameters

6.11.6.4.1.38d.1.1.1 Transport channel parameters for Conversational / speech / UL:12.2 kbps / CS RAB

See clause 6.11.6.4.1.4.1.1.1.

6.11.6.4.1.38d.1.1.2 Transport channel parameters for Interactive or background / UL:64 kbps / PS RAB + UL:64 kbps / PS RAB

Higher layer	RAB/Signalling RB	RAB	RAB	
RLC	Logical channel type	DTCH	DTCH	
	RLC mode	AM	AM	
	Payload sizes, bit	320 (alt. 128)	320 (alt. 128)	
	Max data rate, bps	64 000	64 000	
	AMD PDU header, bit	16	16	
MAC	MAC header, bit	4	4	
	MAC multiplexing	2 logical channel multiplexing		
Layer 1	TrCH type	DCH		
	TB sizes, bit	340 (alt. 148)		
	TFS	TF0, bits	0x340 (alt 0x148)	
		TF1, bits	1x340 (alt 1x148)	
		TF2, bits	2x340 (alt 3x148)	
		TF3, bits	3x340 (alt 7x148)	
		TF4, bits	4x340 (alt 10x148)	
	TTI, ms	20		
	Coding type	TC		
	CRC, bit	16		
	Max number of bits/TTI after channel coding	4 284 (alt. 4 932)		
Max number of bits/radio frame before rate matching	2 142 (alt. 2 466)			
RM attribute	130 to 170			

6.11.6.4.1.38d.1.1.3 Transport channel parameters for UL:3.4 kbps SRBs for DCCH

See clause 6.11.6.4.1.2.1.1.1.

6.11.6.4.1.38d.1.1.4 TFCS

TFCS size	30
TFCS	(RAB subflow#1, RAB subflow#2, RAB subflow#3, 64 kbps RAB + 64 kbps RAB, DCCH)= (TF0,TF0,TF0,TF0,TF0), (TF1,TF0,TF0,TF0,TF0),(TF2,TF1,TF1,TF0,TF0), (TF0,TF0,TF0,TF1,TF0), (TF1,TF0,TF0,TF1,TF0),(TF2,TF1,TF1,TF1,TF0), (TF0,TF0,TF0,TF2,TF0), (TF1,TF0,TF0,TF2,TF0),(TF2,TF1,TF1,TF2,TF0), (TF0,TF0,TF0,TF3,TF0), (TF1,TF0,TF0,TF3,TF0),(TF2,TF1,TF1,TF3,TF0), (TF0,TF0,TF0,TF4,TF0), (TF1,TF0,TF0,TF4,TF0),(TF2,TF1,TF1,TF4,TF0), (TF0,TF0,TF0,TF0,TF1), (TF1,TF0,TF0,TF0,TF1),(TF2,TF1,TF1,TF0,TF1), (TF0,TF0,TF0,TF1,TF1), (TF1,TF0,TF0,TF1,TF1),(TF2,TF1,TF1,TF1,TF1), (TF0,TF0,TF0,TF2,TF1), (TF1,TF0,TF0,TF2,TF1),(TF2,TF1,TF1,TF2,TF1), (TF0,TF0,TF0,TF3,TF1), (TF1,TF0,TF0,TF3,TF1),(TF2,TF1,TF1,TF3,TF1), (TF0,TF0,TF0,TF4,TF1), (TF1,TF0,TF0,TF4,TF1),(TF2,TF1,TF1,TF4,TF1)
NOTE:	In case TB size zero is configured for any transport channel the first TFC is required; it is optional otherwise.

6.11.6.4.1.38d.1.2 Physical channel parameters

DPCH Uplink	Midamble	512 chips
	Codes and time slots	SF4 x 1 code x 1 time slot
	Max. Number of data bits/radio frame	2 064 bits
	TFCI code word	16 bit
	TPC	2 bits
	Puncturing Limit	0.72 (alt. 0.64)

6.11.6.4.1.38d.2 Downlink

6.11.6.4.1.38d.2.1 Transport channel parameters

6.11.6.4.1.38d.2.1.1 Transport channel parameters for Conversational / speech / DL:12.2 kbps / CS RAB

See clause 6.11.6.4.1.4.2.1.1.

6.11.6.4.1.38d.2.1.2 Transport channel parameters for Interactive or background / DL:64 kbps / PS RAB + DL:64 kbps / PS RAB

Higher layer	RAB/Signalling RB	RAB	RAB	
RLC	Logical channel type	DTCH	DTCH	
	RLC mode	AM	AM	
	Payload sizes, bit	320	320	
	Max data rate, bps	64 000	64 000	
	AMD PDU header, bit	16	16	
MAC	MAC header, bit	4	4	
	MAC multiplexing	2 logical channel multiplexing		
Layer 1	TrCH type	DCH		
	TB sizes, bit	340		
	TFS	TF0, bits	0x340	
		TF1, bits	1x340	
		TF2, bits	2x340	
		TF3, bits	3x340	
		TF4, bits	4x340	
	TTI, ms	20		
	Coding type	TC		
	CRC, bit	16		
Max number of bits/TTI after channel coding	4 284			
Max number of bits/radio frame before rate matching	2 142			
RM attribute	130 to 170			

6.11.6.4.1.38d.2.1.3 Transport channel parameters for DL:3.4 kbps SRBs for DCCH

See clause 6.11.6.4.1.2.2.1.1.

6.11.6.4.1.38d.2.1.4 TFCS

TFCS size	30
TFCS	(RAB subflow#1, RAB subflow#2, RAB subflow#3, 64 kbps RAB + 64 kbps RAB, DCCH)= (TF0,TF0,TF0,TF0,TF0), (TF1,TF0,TF0,TF0,TF0),(TF2,TF1,TF1,TF0,TF0), (TF0,TF0,TF0,TF1,TF0), (TF1,TF0,TF0,TF1,TF0),(TF2,TF1,TF1,TF1,TF0), (TF0,TF0,TF0,TF2,TF0), (TF1,TF0,TF0,TF2,TF0),(TF2,TF1,TF1,TF2,TF0), (TF0,TF0,TF0,TF3,TF0), (TF1,TF0,TF0,TF3,TF0),(TF2,TF1,TF1,TF3,TF0), (TF0,TF0,TF0,TF4,TF0), (TF1,TF0,TF0,TF4,TF0),(TF2,TF1,TF1,TF4,TF0), (TF0,TF0,TF0,TF0,TF1), (TF1,TF0,TF0,TF0,TF1),(TF2,TF1,TF1,TF0,TF1), (TF0,TF0,TF0,TF1,TF1), (TF1,TF0,TF0,TF1,TF1),(TF2,TF1,TF1,TF1,TF1), (TF0,TF0,TF0,TF2,TF1), (TF1,TF0,TF0,TF2,TF1),(TF2,TF1,TF1,TF2,TF1), (TF0,TF0,TF0,TF3,TF1), (TF1,TF0,TF0,TF3,TF1),(TF2,TF1,TF1,TF3,TF1), (TF0,TF0,TF0,TF4,TF1), (TF1,TF0,TF0,TF4,TF1),(TF2,TF1,TF1,TF4,TF1)
NOTE:	In case TB size zero is configured for any transport channel the first TFC is required; it is optional otherwise.

6.11.6.4.1.38d.2.2 Physical channel parameters

DPCH Downlink	Midamble	512 chips
	Codes and time slots	SF32 x 7 codes x 1 time slot

	Max. Number of data bits/radio frame	1 916 bits
	TFCI code word	16 bits
	Puncturing limit	0.68

6.11.6.4.1.38e Conversational / speech / UL:(12.2, 7.95, 5.9, 4.75) DL:(12.2, 7.95, 5.9, 4.75) kbps / CS RAB + Interactive or background / UL:0 DL:0 kbps / PS RAB + UL:3.4 DL:3.4 kbps SRBs for DCCH

6.11.6.4.1.38e.1 Uplink

6.11.6.4.1.38e.1.1 Transport channel parameters

6.11.6.4.1.38e.1.1.1 Transport channel parameters for Conversational / speech / UL: (12.2, 7.95, 5.9, 4.75) kbps / CS RAB

See clause 6.11.6.4.1.4a.1.1.1.

6.11.6.4.1.38e.1.1.2 Transport channel parameters for Interactive or background / UL:0 kbps / PS RAB

See clause 6.11.6.4.1.38a.1.1.2.

6.11.6.4.1.38e.1.1.3 Transport channel parameters for UL:3.4 kbps SRBs for DCCH

See clause 6.11.6.4.1.2.1.1.1.

6.11.6.4.1.38e.1.1.4 TFCS

TFCS size	12
TFCS	(RAB subflow#1, RAB subflow#2, RAB subflow#3, 0 kbps RAB, DCCH)= (TF0,TF0,TF0,TF0,TF0), (TF1,TF0,TF0,TF0,TF0), (TF2,TF1,TF0,TF0,TF0), (TF3,TF2,TF0,TF0,TF0), (TF4,TF3,TF0,TF0,TF0), (TF5,TF4,TF1,TF0,TF0), (TF0,TF0,TF0,TF0,TF1), (TF1,TF0,TF0,TF0,TF1), (TF2,TF1,TF0,TF0,TF1), (TF3,TF2,TF0,TF0,TF1), (TF4,TF3,TF0,TF0,TF1), (TF5,TF4,TF1,TF0,TF1)

NOTE: In case TB size zero is configured for any transport channel the first TFC is required; it is optional otherwise.

6.11.6.4.1.38e.1.2 Physical channel parameters

DPCH Uplink	Midamble	1024 chips
	Codes and time slots	SF16 x 1 code x 1 time slot
	Max. Number of data bits/radio frame	452 bits
	TFCI code word	16 bits
	TPC	2 bit
	Puncturing Limit	0.68

6.11.6.4.1.38e.2 Downlink

6.11.6.4.1.38e.2.1 Transport channel parameters

6.11.6.4.1.38e.2.1.1 Transport channel parameters for Conversational / speech / DL: (12.2, 7.95, 5.9, 4.75) kbps / CS RAB

See clause 6.11.6.4.1.4a.2.1.1.

6.11.6.4.1.38e.2.1.2 Transport channel parameters for Interactive or background / DL:0 kbps / PS RAB

See clause 6.11.6.4.1.38a.2.1.2.

6.11.6.4.1.38e.2.1.3 Transport channel parameters for DL:3.4 kbps SRBs for DCCH

See clause 6.11.6.4.1.2.2.1.1.

6.11.6.4.1.38e.2.1.4 TFCS

TFCS size	12
TFCS	(RAB subflow#1, RAB subflow#2, RAB subflow#3, 0 kbps RAB, DCCH)=

	(TF0,TF0,TF0,TF0,TF0), (TF1,TF0,TF0,TF0,TF0), (TF2,TF1,TF0,TF0,TF0), (TF3,TF2,TF0,TF0,TF0), (TF4,TF3,TF0,TF0,TF0), (TF5,TF4,TF1,TF0,TF0), (TF0,TF0,TF0,TF0,TF1), (TF1,TF0,TF0,TF0,TF1), (TF2,TF1,TF0,TF0,TF1), (TF3,TF2,TF0,TF0,TF1), (TF4,TF3,TF0,TF0,TF1), (TF5,TF4,TF1,TF0,TF1),
NOTE:	In case TB size zero is configured for any transport channel the first TFC is required; it is optional otherwise.

6.11.6.4.1.38e.2.2 Physical channel parameters

DPCH Downlink	Midamble	1024 chips
	Codes and time slots	SF32 x 2 codes x 1 time slot
	Max. Number of data bits/radio frame	472 bits
	TFCI code word	16 bits
	Puncturing limit	0.68

6.11.6.4.1.38f Conversational / speech / (12.2, 7.95, 5.9, 4.75) kbps / CS RAB + Interactive or background / UL:8 DL:8 kbps / PS RAB + UL:3.4 DL:3.4 kbps SRBs for DCCH

6.11.6.4.1.38f.1 Uplink

6.11.6.4.1.38f.1.1 Transport channel parameters

6.11.6.4.1.38f.1.1.1 Transport channel parameters for Conversational / speech / UL: (12.2, 7.95, 5.9, 4.75) kbps / CS RAB

See clause 6.11.6.4.1.4a.1.1.1.

6.11.6.4.1.38f.1.1.2 Transport channel parameters for Interactive or background / UL:8 kbps / PS RAB

See clause 6.11.6.4.1.23a.1.1.1.

6.11.6.4.1.38f.1.1.3 Transport channel parameters for UL:3.4 kbps SRBs for DCCH

See clause 6.11.6.4.1.2.1.1.1.

6.11.6.4.1.38f.1.1.4 TFCS

TFCS size	24 (alt. 32)
TFCS	(RAB subflow#1, RAB subflow#2, RAB subflow#3, 8 kbps RAB, DCCH)= (TF0,TF0,TF0,TF0,TF0), (TF1,TF0,TF0,TF0,TF0), (TF2,TF1,TF0,TF0,TF0), (TF3,TF2,TF0,TF0,TF0), (TF4,TF3,TF0,TF0,TF0), (TF5,TF4,TF1,TF0,TF0), (TF0,TF0,TF0,TF1,TF0), (TF1,TF0,TF0,TF1,TF0), (TF2,TF1,TF0,TF1,TF0), (TF3,TF2,TF0,TF1,TF0), (TF4,TF3,TF0,TF1,TF0), (TF5,TF4,TF1,TF1,TF0), (TF0,TF0,TF0,TF0,TF1), (TF1,TF0,TF0,TF0,TF1), (TF2,TF1,TF0,TF0,TF1), (TF3,TF2,TF0,TF0,TF1), (TF4,TF3,TF0,TF0,TF1), (TF5,TF4,TF1,TF0,TF1), (TF0,TF0,TF0,TF1,TF1), (TF1,TF0,TF0,TF1,TF1), (TF2,TF1,TF0,TF1,TF1), (TF3,TF2,TF0,TF1,TF1), (TF4,TF3,TF0,TF1,TF1), (TF5,TF4,TF1,TF1,TF1) (alt. (TF0,TF0,TF0,TF0,TF0), (TF1,TF0,TF0,TF0,TF0), (TF2,TF1,TF0,TF0,TF0), (TF3,TF2,TF0,TF0,TF0), (TF4,TF3,TF0,TF0,TF0), (TF5,TF4,TF1,TF0,TF0), (TF0,TF0,TF0,TF1,TF0), (TF1,TF0,TF0,TF1,TF0), (TF2,TF1,TF0,TF1,TF0), (TF3,TF2,TF0,TF1,TF0), (TF4,TF3,TF0,TF1,TF0), (TF5,TF4,TF1,TF1,TF0), (TF0,TF0,TF0,TF2,TF0), (TF1,TF0,TF0,TF2,TF0), (TF2,TF1,TF0,TF2,TF0), (TF3,TF2,TF0,TF2,TF0), (TF4,TF3,TF0,TF2,TF0), (TF5,TF4,TF1,TF2,TF0), (TF0,TF0,TF0,TF0,TF1), (TF1,TF0,TF0,TF0,TF1), (TF2,TF1,TF0,TF0,TF1), (TF3,TF2,TF0,TF0,TF1), (TF4,TF3,TF0,TF0,TF1), (TF5,TF4,TF1,TF0,TF1), (TF0,TF0,TF0,TF1,TF1), (TF1,TF0,TF0,TF1,TF1), (TF2,TF1,TF0,TF1,TF1), (TF3,TF2,TF0,TF1,TF1), (TF4,TF3,TF0,TF1,TF1), (TF5,TF4,TF1,TF1,TF1) (TF0,TF0,TF0,TF2,TF1), (TF1,TF0,TF0,TF2,TF1))
NOTE:	In case TB size zero is configured for any transport channel the first TFC is required; it is optional otherwise.

6.11.6.4.1.38f.1.2 Physical channel parameters

DPCH Uplink	Midamble	1024 chips
	Codes and time slots	SF16 x 1 code x 1 time slot
	Max. Number of data bits/radio frame	452 bits

	TFCI code word	16 bits
	TPC	2 bits
	Puncturing Limit	0.48 (alt.0.56)

6.11.6.4.1.38f.2 Downlink

6.11.6.4.1.38f.2.1 Transport channel parameters

6.11.6.4.1.38f.2.1.1 Transport channel parameters for Conversational / speech / DL: (12.2, 7.95, 5.9, 4.75) kbps / CS RAB

See clause 6.11.6.4.1.4a.2.1.1.

6.11.6.4.1.38f.2.1.2 Transport channel parameters for Interactive or background / DL:8 kbps / PS RAB

See clause 6.11.6.4.1.23.2.1.1.

6.11.6.4.1.38f.2.1.3 Transport channel parameters for DL:3.4 kbps SRBs for DCCH

See clause 6.11.6.4.1.2.2.1.1.

6.11.6.4.1.38f.2.1.4 TFCS

TFCS size	24
TFCS	(RAB subflow#1, RAB subflow#2, RAB subflow#3, 8 kbps RAB, DCCH)= (TF0,TF0,TF0,TF0,TF0), (TF1,TF0,TF0,TF0,TF0), (TF2,TF1,TF0,TF0,TF0), (TF3,TF2,TF0,TF0,TF0), (TF4,TF3,TF0,TF0,TF0), (TF5,TF4,TF1,TF0,TF0), (TF0,TF0,TF0,TF1,TF0), (TF1,TF0,TF0,TF1,TF0), (TF2,TF1,TF0,TF1,TF0), (TF3,TF2,TF0,TF1,TF0), (TF4,TF3,TF0,TF1,TF0), (TF5,TF4,TF1,TF1,TF0), (TF0,TF0,TF0,TF0,TF1), (TF1,TF0,TF0,TF0,TF1), (TF2,TF1,TF0,TF0,TF1), (TF3,TF2,TF0,TF0,TF1), (TF4,TF3,TF0,TF0,TF1), (TF5,TF4,TF1,TF0,TF1), (TF0,TF0,TF0,TF1,TF1), (TF1,TF0,TF0,TF1,TF1), (TF2,TF1,TF0,TF1,TF1), (TF3,TF2,TF0,TF1,TF1), (TF4,TF3,TF0,TF1,TF1), (TF5,TF4,TF1,TF1,TF1)
NOTE:	In case TB size zero is configured for any transport channel the first TFC is required; it is optional otherwise.

6.11.6.4.1.38f.2.2 Physical channel parameters

DPCH Downlink	Midamble	1024 chips
	Codes and time slots	SF32 x 2 codes x 1 time slot
	Max. Number of data bits/radio frame	472 bits
	TFCI code word	16 bits
	Puncturing limit	0.52

6.11.6.4.1.38g Conversational / speech / (12.2, 7.95, 5.9, 4.75) kbps / CS RAB + Interactive or background / UL:16 DL:16 kbps / PS RAB + UL:3.4 DL:3.4 kbps SRBs for DCCH

6.11.6.4.1.38g.1 Uplink

6.11.6.4.1.38g.1.1 Transport channel parameters

6.11.6.4.1.38g.1.1.1 Transport channel parameters for Conversational / speech / UL: (12.2, 7.95, 5.9, 4.75) kbps / CS RAB

See clause 6.11.6.4.1.4a.1.1.1.

6.11.6.4.1.38g.1.1.2 Transport channel parameters for Interactive or background / UL:16 kbps / PS RAB

See clause 6.11.6.4.1.23b.1.1.1.

6.11.6.4.1.38g.1.1.3 Transport channel parameters for UL:3.4 kbps SRBs for DCCH

See clause 6.11.6.4.1.2.1.1.1.

6.11.6.4.1.38g.1.1.4 TFCS

TFCS size	32 (alt. 31)
TFCS	(RAB subflow#1, RAB subflow#2, RAB subflow#3, 16 kbps RAB, DCCH)= (TF0,TF0,TF0,TF0,TF0), (TF1,TF0,TF0,TF0,TF0), (TF2,TF1,TF0,TF0,TF0), (TF3,TF2,TF0,TF0,TF0), (TF4,TF3,TF0,TF0,TF0), (TF5,TF4,TF1,TF0,TF0), (TF0,TF0,TF0,TF1,TF0), (TF1,TF0,TF0,TF1,TF0), (TF3,TF2,TF0,TF1,TF0), (TF4,TF3,TF0,TF1,TF0), (TF5,TF4,TF1,TF1,TF0), (TF0,TF0,TF0,TF2,TF0), (TF1,TF0,TF0,TF2,TF0), (TF3,TF2,TF0,TF2,TF0), (TF4,TF3,TF0,TF2,TF0), (TF5,TF4,TF1,TF2,TF0), (TF0,TF0,TF0,TF0,TF1), (TF1,TF0,TF0,TF0,TF1), (TF2,TF1,TF0,TF0,TF1), (TF3,TF2,TF0,TF0,TF1), (TF4,TF3,TF0,TF0,TF1), (TF5,TF4,TF1,TF0,TF1), (TF0,TF0,TF0,TF1,TF1), (TF1,TF0,TF0,TF1,TF1), (TF3,TF2,TF0,TF1,TF1), (TF4,TF3,TF0,TF1,TF1), (TF5,TF4,TF1,TF1,TF1), (TF0,TF0,TF0,TF2,TF1), (TF1,TF0,TF0,TF2,TF1), (TF3,TF2,TF0,TF2,TF1), (TF4,TF3,TF0,TF2,TF1), (TF5,TF4,TF1,TF2,TF1) (alt. (TF0,TF0,TF0,TF0,TF0), (TF1,TF0,TF0,TF0,TF0), (TF2,TF1,TF0,TF0,TF0), (TF3,TF2,TF0,TF0,TF0), (TF4,TF3,TF0,TF0,TF0), (TF5,TF4,TF1,TF0,TF0), (TF0,TF0,TF0,TF1,TF0), (TF1,TF0,TF0,TF1,TF0), (TF3,TF2,TF0,TF1,TF0), (TF4,TF3,TF0,TF1,TF0), (TF5,TF4,TF1,TF1,TF0), (TF0,TF0,TF0,TF2,TF0), (TF1,TF0,TF0,TF2,TF0), (TF3,TF2,TF0,TF2,TF0), (TF4,TF3,TF0,TF2,TF0), (TF5,TF4,TF1,TF2,TF0), (TF0,TF0,TF0,TF0,TF1), (TF1,TF0,TF0,TF0,TF1), (TF2,TF1,TF0,TF0,TF1), (TF3,TF2,TF0,TF0,TF1), (TF4,TF3,TF0,TF0,TF1), (TF5,TF4,TF1,TF0,TF1), (TF0,TF0,TF0,TF1,TF1), (TF1,TF0,TF0,TF1,TF1), (TF3,TF2,TF0,TF1,TF1), (TF4,TF3,TF0,TF1,TF1), (TF5,TF4,TF1,TF1,TF1), (TF0,TF0,TF0,TF2,TF1), (TF1,TF0,TF0,TF2,TF1), (TF3,TF2,TF0,TF2,TF1), (TF4,TF3,TF0,TF2,TF1))
NOTE 1:	In case TB size zero is configured for any transport channel the first TFC is required; it is optional otherwise.
NOTE 2:	The alt. TFCS is used when the 16Kbps RAB alt. is used.

6.11.6.4.1.38g.1.2 Physical channel parameters

DPCH Uplink	Midamble	1024 chips
	Codes and time slots	SF16 x 1 code x 1 time slot + SF32 x 1 code x 1 time slot
	Max. Number of data bits/radio frame	664 bits (alt. 696 bits)
	TFCI code word	32 bits (alt. 16 bits)
	TPC	2 bits
	Puncturing Limit	0.56 (alt. 0.60)

6.11.6.4.1.38g.2 Downlink

6.11.6.4.1.38g.2.1 Transport channel parameters

6.11.6.4.1.38g.2.1.1 Transport channel parameters for Conversational / speech / DL: (12.2, 7.95, 5.9, 4.75) kbps / CS RAB

See clause 6.11.6.4.1.4a.2.1.1.

6.11.6.4.1.38g.2.1.2 Transport channel parameters for Interactive or background / DL:16 kbps / PS RAB

See clause 6.11.6.4.1.23b.2.1.1.

6.11.6.4.1.38g.2.1.3 Transport channel parameters for DL:3.4 kbps SRBs for DCCH

See clause 6.11.6.4.1.2.2.1.1

6.11.6.4.1.38g.2.1.4 TFCS

TFCS size	36
TFCS	(RAB subflow#1, RAB subflow#2, RAB subflow#3, 16 kbps RAB, DCCH)= (TF0,TF0,TF0,TF0,TF0), (TF1,TF0,TF0,TF0,TF0), (TF2,TF1,TF0,TF0,TF0), (TF3,TF2,TF0,TF0,TF0), (TF4,TF3,TF0,TF0,TF0), (TF5,TF4,TF1,TF0,TF0), (TF0,TF0,TF0,TF1,TF0), (TF1,TF0,TF0,TF1,TF0), (TF2,TF1,TF0,TF1,TF0), (TF3,TF2,TF0,TF1,TF0), (TF4,TF3,TF0,TF1,TF0), (TF5,TF4,TF1,TF1,TF0), (TF0,TF0,TF0,TF2,TF0), (TF1,TF0,TF0,TF2,TF0), (TF2,TF1,TF0,TF2,TF0), (TF3,TF2,TF0,TF2,TF0), (TF4,TF3,TF0,TF2,TF0), (TF5,TF4,TF1,TF2,TF0), (TF0,TF0,TF0,TF0,TF1), (TF1,TF0,TF0,TF0,TF1), (TF2,TF1,TF0,TF0,TF1), (TF3,TF2,TF0,TF0,TF1), (TF4,TF3,TF0,TF0,TF1), (TF5,TF4,TF1,TF0,TF1), (TF0,TF0,TF0,TF1,TF1), (TF1,TF0,TF0,TF1,TF1), (TF2,TF1,TF0,TF1,TF1), (TF3,TF2,TF0,TF1,TF1), (TF4,TF3,TF0,TF1,TF1), (TF5,TF4,TF1,TF1,TF1), (TF0,TF0,TF0,TF2,TF1), (TF1,TF0,TF0,TF2,TF1), (TF2,TF1,TF0,TF2,TF1), (TF3,TF2,TF0,TF2,TF1), (TF4,TF3,TF0,TF2,TF1), (TF5,TF4,TF1,TF2,TF1)
NOTE:	In case TB size zero is configured for any transport channel the first TFC is required; it is optional otherwise.

6.11.6.4.1.38g.2.2 Physical channel parameters

DPCH Downlink	Midamble	1024 chips
	Codes and time slots	SF32 x 3 codes x 1 time slot
	Max. Number of data bits/radio frame	700 bits
	TFCl code word	32 bits
	Puncturing limit	0.56

6.11.6.4.1.38h Conversational / speech / (12.2, 7.95, 5.9, 4.75) kbps / CS RAB + Interactive or background / UL:32 DL:32 kbps / PS RAB + UL:3.4 DL:3.4 kbps SRBs for DCCH

6.11.6.4.1.38h.1 Uplink

6.11.6.4.1.38h.1.1 Transport channel parameters

6.11.6.4.1.38h.1.1.1 Transport channel parameters for Conversational / speech / UL: (12.2, 7.95, 5.9, 4.75) kbps / CS RAB

See clause 6.11.6.4.1.4a.1.1.1.

6.11.6.4.1.38h.1.1.2 Transport channel parameters for Interactive or background / UL:32 kbps / PS RAB

See clause 6.11.6.4.1.23d.1.1.1.

6.11.6.4.1.38h.1.1.3 Transport channel parameters for UL:3.4 kbps SRBs for DCCH

See clause 6.11.6.4.1.2.1.1.1.

6.11.6.4.1.38h.1.1.4 TFCS

TFCS size	32
TFCS	(RAB subflow#1, RAB subflow#2, RAB subflow#3, 32 kbps RAB, DCCH)= (TF0,TF0,TF0,TF0,TF0), (TF1,TF0,TF0,TF0,TF0), (TF2,TF1,TF0,TF0,TF0), (TF3,TF2,TF0,TF0,TF0), (TF4,TF3,TF0,TF0,TF0), (TF5,TF4,TF1,TF0,TF0), (TF0,TF0,TF0,TF1,TF0), (TF1,TF0,TF0,TF1,TF0), (TF2,TF1,TF0,TF1,TF0), (TF3,TF2,TF0,TF1,TF0), (TF4,TF3,TF0,TF1,TF0), (TF5,TF4,TF1,TF1,TF0), (TF0,TF0,TF0,TF0,TF1), (TF1,TF0,TF0,TF0,TF1), (TF2,TF1,TF0,TF0,TF1), (TF3,TF2,TF0,TF0,TF1), (TF4,TF3,TF0,TF0,TF1), (TF5,TF4,TF1,TF0,TF1), (TF0,TF0,TF0,TF1,TF1), (TF1,TF0,TF0,TF1,TF1), (TF2,TF1,TF0,TF1,TF1), (TF3,TF2,TF0,TF1,TF1), (TF4,TF3,TF0,TF1,TF1), (TF5,TF4,TF1,TF1,TF1), (TF0,TF0,TF0,TF2,TF0), (TF1,TF0,TF0,TF2,TF0), (TF2,TF1,TF0,TF2,TF0), (TF3,TF2,TF0,TF2,TF0), (TF4,TF3,TF0,TF2,TF0), (TF5,TF4,TF1,TF2,TF0), (TF0,TF0,TF0,TF2,TF1), (TF1,TF0,TF0,TF2,TF1)
NOTE:	In case TB size zero is configured for any transport channel the first TFC is required; it is optional otherwise.

6.11.6.4.1.38h.1.2 Physical channel parameters

DPCH Uplink	Midamble	1024 chips
	Codes and time slots	SF8 x 1 code x 1 time slot + SF32 x 1 code x 1 time slot
	Max. Number of data bits/radio frame	1 084 bits
	TFCl code word	32 bits
	TPC	2 bits
	Puncturing Limit	0.68 (alt.0.60)

6.11.6.4.1.38h.2 Downlink

6.11.6.4.1.38h.2.1 Transport channel parameters

6.11.6.4.1.38h.2.1.1 Transport channel parameters for Conversational / speech / DL: (12.2, 7.95, 5.9, 4.75) kbps / CS RAB

See clause 6.11.6.4.1.4a.2.1.1.

6.11.6.4.1.38h.2.1.2 Transport channel parameters for Interactive or background / DL:32 kbps / PS RAB

See clause 6.11.6.4.1.23d.2.1.1.

6.11.6.4.1.38h.2.1.3 Transport channel parameters for DL:3.4 kbps SRBs for DCCH

See clause 6.11.6.4.1.2.2.1.1.

6.11.6.4.1.38h.2.1.4 TFCS

TFCS size	32
TFCS	(RAB subflow#1, RAB subflow#2, RAB subflow#3, 32 kbps RAB, DCCH)= (TF0,TF0,TF0,TF0,TF0), (TF1,TF0,TF0,TF0,TF0), (TF2,TF1,TF0,TF0,TF0), (TF3,TF2,TF0,TF0,TF0), (TF4,TF3,TF0,TF0,TF0), (TF5,TF4,TF1,TF0,TF0), (TF0,TF0,TF0,TF1,TF0), (TF1,TF0,TF0,TF1,TF0), (TF2,TF1,TF0,TF1,TF0), (TF3,TF2,TF1,TF0,TF0), (TF4,TF3,TF0,TF1,TF0), (TF5,TF4,TF1,TF1,TF0), (TF0,TF0,TF0,TF0,TF1), (TF1,TF0,TF0,TF0,TF1), (TF2,TF1,TF0,TF0,TF1), (TF3,TF2,TF0,TF0,TF1), (TF4,TF3,TF0,TF0,TF1), (TF5,TF4,TF1,TF0,TF1), (TF0,TF0,TF0,TF1,TF1), (TF1,TF0,TF0,TF1,TF1), (TF2,TF1,TF0,TF1,TF1), (TF3,TF2,TF0,TF1,TF1), (TF4,TF3,TF0,TF1,TF1), (TF5,TF4,TF1,TF1,TF1), (TF0,TF0,TF0,TF2,TF0), (TF1,TF0,TF0,TF2,TF0), (TF2,TF1,TF0,TF2,TF0), (TF3,TF2,TF0,TF2,TF0), (TF4,TF3,TF0,TF2,TF0), (TF5,TF4,TF1,TF2,TF0), (TF0,TF0,TF0,TF2,TF1), (TF1,TF0,TF0,TF2,TF1)
NOTE:	In case TB size zero is configured for any transport channel the first TFC is required; it is optional otherwise.

6.11.6.4.1.38h.2.2 Physical channel parameters

DPCH Downlink	Midamble	1024 chips
	Codes and time slots	SF32 x 4 codes x 1 time slot
	Max. Number of data bits/radio frame	944
	TFCl code word	32 bits
	Puncturing limit	0.60

6.11.6.4.1.38i Conversational / speech / (12.2, 7.95, 5.9, 4.75) kbps / CS RAB + Interactive or background / UL:64 DL:64 kbps / PS RAB + UL:3.4 DL:3.4 kbps SRBs for DCCH

6.11.6.4.1.38i.1 Uplink

6.11.6.4.1.38i.1.1 Transport channel parameters

6.11.6.4.1.38i.1.1.1 Transport channel parameters for Conversational / speech / UL: (12.2, 7.95, 5.9, 4.75) kbps / CS RAB

See clause 6.11.6.4.1.4a.1.1.1.

6.11.6.4.1.38i.1.1.2 Transport channel parameters for Interactive or background / UL:64 kbps / PS RAB

See clause 6.11.6.4.1.26.1.1.1.

6.11.6.4.1.38i.1.1.3 Transport channel parameters for UL:3.4 kbps SRBs for DCCH

See clause 6.11.6.4.1.2.1.1.1.

6.11.6.4.1.38i.1.1.4 TFCS

TFCS size	48
TFCS	(RAB subflow#1, RAB subflow#2, RAB subflow#3, 64 kbps RAB, DCCH)= (TF0,TF0,TF0,TF0,TF0), (TF1,TF0,TF0,TF0,TF0), (TF2,TF1,TF0,TF0,TF0), (TF3,TF2,TF0,TF0,TF0), (TF4,TF3,TF0,TF0,TF0), (TF5,TF4,TF1,TF0,TF0), (TF0,TF0,TF0,TF1,TF0), (TF1,TF0,TF0,TF1,TF0), (TF2,TF1,TF0,TF1,TF0), (TF3,TF2,TF0,TF1,TF0), (TF4,TF3,TF0,TF1,TF0), (TF5,TF4,TF1,TF1,TF0), (TF0,TF0,TF0,TF2,TF0), (TF1,TF0,TF0,TF2,TF0), (TF2,TF1,TF0,TF2,TF0), (TF3,TF2,TF0,TF2,TF0), (TF4,TF3,TF0,TF2,TF0), (TF5,TF4,TF1,TF2,TF0), (TF0,TF0,TF0,TF4,TF0), (TF1,TF0,TF0,TF4,TF0), (TF2,TF1,TF0,TF4,TF0), (TF3,TF2,TF0,TF4,TF0), (TF4,TF3,TF0,TF4,TF0), (TF5,TF4,TF1,TF4,TF0), (TF0,TF0,TF0,TF0,TF1), (TF1,TF0,TF0,TF0,TF1), (TF2,TF1,TF0,TF0,TF1), (TF3,TF2,TF0,TF0,TF1), (TF4,TF3,TF0,TF0,TF1), (TF5,TF4,TF1,TF0,TF1), (TF0,TF0,TF0,TF1,TF1), (TF1,TF0,TF0,TF1,TF1), (TF2,TF1,TF0,TF1,TF1), (TF3,TF2,TF0,TF1,TF1), (TF4,TF3,TF0,TF1,TF1), (TF5,TF4,TF1,TF1,TF1), (TF0,TF0,TF0,TF2,TF1), (TF1,TF0,TF0,TF2,TF1), (TF2,TF1,TF0,TF2,TF1), (TF3,TF2,TF0,TF2,TF1), (TF4,TF3,TF0,TF2,TF1), (TF5,TF4,TF1,TF2,TF1), (TF0,TF0,TF0,TF4,TF1), (TF1,TF0,TF0,TF4,TF1), (TF2,TF1,TF0,TF4,TF1), (TF3,TF2,TF0,TF4,TF1), (TF4,TF3,TF0,TF4,TF1), (TF5,TF4,TF1,TF4,TF1)
NOTE:	In case TB size zero is configured for any transport channel the first TFC is required; it is optional otherwise.

6.11.6.4.1.38i.1.2 Physical channel parameters

DPCH Uplink	Midamble	512 chips
	Codes and time slots	SF4 x 1 code x 1 time slot
	Max. Number of data bits/radio frame	1 936 bits
	TFCl code word	32 bit
	TPC	2 bits
	Puncturing Limit	0.68 (alt.0.60)

6.11.6.4.1.38i.2 Downlink

6.11.6.4.1.38i.2.1 Transport channel parameters

6.11.6.4.1.38i.2.1.1 Transport channel parameters for Conversational / speech / DL: (12.2, 7.95, 5.9, 4.75) kbps / CS RAB

See clause 6.11.6.4.1.4a.2.1.1.

6.11.6.4.1.38i.2.1.2 Transport channel parameters for Interactive or background / DL:64 kbps / PS RAB

See clause 6.11.6.4.1.25.2.1.1.

6.11.6.4.1.38i.2.1.3 Transport channel parameters for DL:3.4 kbps SRBs for DCCH

See clause 6.11.6.4.1.2.2.1.1.

6.11.6.4.1.38i.2.1.4 TFCS

TFCS size	60
TFCS	(RAB subflow#1, RAB subflow#2, RAB subflow#3, 64 kbps RAB, DCCH)= (TF0,TF0,TF0,TF0,TF0), (TF1,TF0,TF0,TF0,TF0), (TF2,TF1,TF0,TF0,TF0), (TF3,TF2,TF0,TF0,TF0), (TF4,TF3,TF0,TF0,TF0), (TF5,TF4,TF1,TF0,TF0), (TF0,TF0,TF0,TF1,TF0), (TF1,TF0,TF0,TF1,TF0), (TF2,TF1,TF0,TF1,TF0), (TF3,TF2,TF0,TF1,TF0), (TF4,TF3,TF0,TF1,TF0), (TF5,TF4,TF1,TF1,TF0), (TF0,TF0,TF0,TF2,TF0), (TF1,TF0,TF0,TF2,TF0), (TF2,TF1,TF0,TF2,TF0),

	(TF3,TF2,TF0,TF2,TF0), (TF4,TF3,TF0,TF2,TF0), (TF5,TF4,TF1,TF2,TF0), (TF0,TF0,TF0,TF3,TF0), (TF1,TF0,TF0,TF3,TF0), (TF2,TF1,TF0,TF3,TF0), (TF3,TF2,TF0,TF3,TF0), (TF4,TF3,TF0,TF3,TF0), (TF5,TF4,TF1,TF3,TF0), (TF0,TF0,TF0,TF4,TF0), (TF1,TF0,TF0,TF4,TF0), (TF2,TF1,TF0,TF4,TF0), (TF3,TF2,TF0,TF4,TF0), (TF4,TF3,TF0,TF4,TF0), (TF5,TF4,TF1,TF4,TF0), (TF0,TF0,TF0,TF0,TF1), (TF1,TF0,TF0,TF0,TF1), (TF2,TF1,TF0,TF0,TF1), (TF3,TF2,TF0,TF0,TF1), (TF4,TF3,TF0,TF0,TF1), (TF5,TF4,TF1,TF0,TF1), (TF0,TF0,TF0,TF1,TF1), (TF1,TF0,TF0,TF1,TF1), (TF2,TF1,TF0,TF1,TF1), (TF3,TF2,TF0,TF1,TF1), (TF4,TF3,TF0,TF1,TF1), (TF5,TF4,TF1,TF1,TF1), (TF0,TF0,TF0,TF2,TF1), (TF1,TF0,TF0,TF2,TF1), (TF2,TF1,TF0,TF2,TF1), (TF3,TF2,TF0,TF2,TF1), (TF4,TF3,TF0,TF2,TF1), (TF5,TF4,TF1,TF2,TF1), (TF0,TF0,TF0,TF3,TF1), (TF1,TF0,TF0,TF3,TF1), (TF2,TF1,TF0,TF3,TF1), (TF3,TF2,TF0,TF3,TF1), (TF4,TF3,TF0,TF3,TF1), (TF5,TF4,TF1,TF3,TF1), (TF0,TF0,TF0,TF4,TF1), (TF1,TF0,TF0,TF4,TF1), (TF2,TF1,TF0,TF4,TF1), (TF3,TF2,TF0,TF4,TF1), (TF4,TF3,TF0,TF4,TF1), (TF5,TF4,TF1,TF4,TF1)
NOTE:	In case TB size zero is configured for any transport channel the first TFC is required; it is optional otherwise.

6.11.6.4.1.38i.2.2 Physical channel parameters

DPCH Downlink	Midamble	512 chips
	Codes and time slots	SF32 x 7 codes x 1 time slot
	Max. Number of data bits/radio frame	1 900 bits
	TFCI code word	32 bits
	Puncturing limit	0.68

6.11.6.4.1.38j Conversational / speech / (12.2, 7.95, 5.9, 4.75) kbps / CS RAB + Interactive or background / UL:64 DL:128 kbps / PS RAB + UL:3.4 DL:3.4 kbps SRBs for DCCH

6.11.6.4.1.38j.1 Uplink

See clause 6.11.6.4.1.38i.1

6.11.6.4.1.38j.2 Downlink

6.11.6.4.1.38j.2.1 Transport channel parameters

6.11.6.4.1.38j.2.1.1 Transport channel parameters for Conversational / speech / DL: (12.2, 7.95, 5.9, 4.75) kbps / CS RAB

See clause 6.11.6.4.1.4a.2.1.1.

6.11.6.4.1.38j.2.1.2 Transport channel parameters for Interactive or background / DL:128 kbps / PS RAB

See clause 6.11.6.4.1.27.2.1.1.

6.11.6.4.1.38j.2.1.3 Transport channel parameters for DL:3.4 kbps SRBs for DCCH

See clause 6.11.6.4.1.2.2.1.1.

6.11.6.4.1.38j.2.1.4 TFCS

TFCS size	60
TFCS	(RAB subflow#1, RAB subflow#2, RAB subflow#3, 128 kbps RAB, DCCH)=(TF0,TF0,TF0,TF0,TF0), (TF1,TF0,TF0,TF0,TF0), (TF2,TF1,TF0,TF0,TF0), (TF3,TF2,TF0,TF0,TF0), (TF4,TF3,TF0,TF0,TF0), (TF5,TF4,TF1,TF0,TF0), (TF0,TF0,TF0,TF1,TF0), (TF1,TF0,TF0,TF1,TF0), (TF2,TF1,TF0,TF1,TF0), (TF3,TF2,TF0,TF1,TF0), (TF4,TF3,TF0,TF1,TF0), (TF5,TF4,TF1,TF1,TF0), (TF0,TF0,TF0,TF2,TF0), (TF1,TF0,TF0,TF2,TF0), (TF2,TF1,TF0,TF2,TF0), (TF3,TF2,TF0,TF2,TF0), (TF4,TF3,TF0,TF2,TF0), (TF5,TF4,TF1,TF2,TF0), (TF0,TF0,TF0,TF3,TF0), (TF1,TF0,TF0,TF3,TF0), (TF2,TF1,TF0,TF3,TF0), (TF3,TF2,TF0,TF3,TF0), (TF4,TF3,TF0,TF3,TF0), (TF5,TF4,TF1,TF3,TF0), (TF0,TF0,TF0,TF4,TF0), (TF1,TF0,TF0,TF4,TF0), (TF2,TF1,TF0,TF4,TF0), (TF3,TF2,TF0,TF4,TF0), (TF4,TF3,TF0,TF4,TF0), (TF5,TF4,TF1,TF4,TF0), (TF0,TF0,TF0,TF0,TF1), (TF1,TF0,TF0,TF0,TF1), (TF2,TF1,TF0,TF0,TF1), (TF3,TF2,TF0,TF0,TF1), (TF4,TF3,TF0,TF0,TF1), (TF5,TF4,TF1,TF0,TF1),

	(TF0,TF0,TF0,TF1,TF1), (TF1,TF0,TF0,TF1,TF1), (TF2,TF1,TF0,TF1,TF1), (TF3,TF2,TF0,TF1,TF1), (TF4,TF3,TF0,TF1,TF1), (TF5,TF4,TF1,TF1,TF1), (TF0,TF0,TF0,TF2,TF1), (TF1,TF0,TF0,TF2,TF1), (TF2,TF1,TF0,TF2,TF1), (TF3,TF2,TF0,TF2,TF1), (TF4,TF3,TF0,TF2,TF1), (TF5,TF4,TF1,TF2,TF1), (TF0,TF0,TF0,TF3,TF1), (TF1,TF0,TF0,TF3,TF1), (TF2,TF1,TF0,TF3,TF1), (TF3,TF2,TF0,TF3,TF1), (TF4,TF3,TF0,TF3,TF1), (TF5,TF4,TF1,TF3,TF1), (TF0,TF0,TF0,TF4,TF1), (TF1,TF0,TF0,TF4,TF1), (TF2,TF1,TF0,TF4,TF1), (TF3,TF2,TF0,TF4,TF1), (TF4,TF3,TF0,TF4,TF1), (TF5,TF4,TF1,TF4,TF1)
NOTE:	In case TB size zero is configured for any transport channel the first TFC is required; it is optional otherwise.

6.11.6.4.1.38j.2.2 Physical channel parameters

DPCH Downlink	Midamble	512 chips
	Codes and time slots	SF32 x 6 codes x 2 time slots
	Max. Number of data bits/radio frame	3 280 bits
	TFCI code word	32 bits
	Puncturing limit	0.64

6.11.6.4.1.39 Conversational / speech / UL:12.2 DL:12.2 kbps / CS RAB + Interactive or background / UL:32 DL:64 kbps / PS RAB+ UL:3.4 DL: 3.4 kbps SRBs for DCCH

6.11.6.4.1.39.1 Uplink

See clause 6.11.6.4.1.38.1.

6.11.6.4.1.39.2 Downlink

6.11.6.4.1.39.2.1 Transport channel parameters

6.11.6.4.1.39.2.1.1 Transport channel parameters for Conversational / speech / DL:12.2 kbps / CS RAB

See clause 6.11.6.4.1.4.2.1.1.

6.11.6.4.1.39.2.1.2 Transport channel parameters for Interactive or background / DL:64 kbps / PS RAB

See clause 6.11.6.4.1.25.2.1.1.

6.11.6.4.1.39.2.1.3 Transport channel parameters for DL:3.4 kbps SRBs for DCCH

See clause 6.11.6.4.1.2.2.1.1.

6.11.6.4.1.39.2.1.4 TFCS

TFCS size	30
TFCS	(RAB subflow#1, RAB subflow#2, RAB subflow#3, 64 kbps RAB , DCCH)= (TF0, TF0, TF0, TF0, TF0), (TF1, TF0, TF0, TF0, TF0), (TF2, TF1, TF1, TF0, TF0), (TF0, TF0, TF0, TF1, TF0), (TF1, TF0, TF0, TF1, TF0), (TF2, TF1, TF1, TF1, TF0), (TF0, TF0, TF0, TF2, TF0), (TF1, TF0, TF0, TF2, TF0), (TF2, TF1, TF1, TF2, TF0), (TF0, TF0, TF0, TF3, TF0), (TF1, TF0, TF0, TF3, TF0), (TF2, TF1, TF1, TF3, TF0), (TF0, TF0, TF0, TF4, TF0), (TF1, TF0, TF0, TF4, TF0), (TF2, TF1, TF1, TF4, TF0), (TF0, TF0, TF0, TF0, TF1), (TF1, TF0, TF0, TF0, TF1), (TF2, TF1, TF1, TF0, TF1), (TF0, TF0, TF0, TF1, TF1), (TF1, TF0, TF0, TF1, TF1), (TF2, TF1, TF1, TF1, TF1), (TF0, TF0, TF0, TF2, TF1), (TF1, TF0, TF0, TF2, TF1), (TF2, TF1, TF1, TF2, TF1), (TF0, TF0, TF0, TF3, TF1), (TF1, TF0, TF0, TF3, TF1), (TF2, TF1, TF1, TF3, TF1), (TF0, TF0, TF0, TF4, TF1), (TF1, TF0, TF0, TF4, TF1), (TF2, TF1, TF1, TF4, TF1)
NOTE:	In case TB size zero is configured for any transport channel, the first TFC is required; it is optional otherwise.

6.11.6.4.1.39.2.2 Physical channel parameters

DPCH Downlink	Midamble	1024 chips
	Codes and time slots	SF32 x 8 codes x 1 time slot
	Max. Number of data bits/radio frame	1 936 bits
	TFCI code word	16 bits

	Puncturing limit	0.68
--	------------------	------

6.11.6.4.1.40 Conversational / speech / UL:12.2 DL:12.2 kbps / CS RAB + Interactive or background / UL:64 DL:64 kbps / PS RAB+ UL:3.4 DL: 3.4 kbps SRBs for DCCH

6.11.6.4.1.40.1 Uplink

6.11.6.4.1.40.1.1 Transport channel parameters

6.11.6.4.1.40.1.1.1 Transport channel parameters for Conversational / speech / UL:12.2 kbps / CS RAB

See clause 6.11.6.4.1.4.1.1.1.

6.11.6.4.1.40.1.1.2 Transport channel parameters for Interactive or background / UL:64 kbps / PS RAB

See clause 6.11.6.4.1.26.1.1.1.

6.11.6.4.1.40.1.1.3 Transport channel parameters for UL:3.4 kbps SRBs for DCCH

See clause 6.11.6.4.1.2.1.1.1.

6.11.6.4.1.40.1.1.4 TFCS

6.11.6.4.1.40.1.1.4.1 TFCS (one CCTrCH case)

TFCS size	30
TFCS	(RAB subflow#1, RAB subflow#2, RAB subflow#3, 64 kbps RAB , DCCH)= (TF0, TF0, TF0, TF0, TF0), (TF1, TF0, TF0, TF0, TF0), (TF2, TF1, TF1, TF0, TF0), (TF0, TF0, TF0, TF1, TF0), (TF1, TF0, TF0, TF1, TF0), (TF2, TF1, TF1, TF1, TF0), (TF0, TF0, TF0, TF2, TF0), (TF1, TF0, TF0, TF2, TF0), (TF2, TF1, TF1, TF2, TF0), (TF0, TF0, TF0, TF3, TF0), (TF1, TF0, TF0, TF3, TF0), (TF2, TF1, TF1, TF3, TF0), (TF0, TF0, TF0, TF4, TF0), (TF1, TF0, TF0, TF4, TF0), (TF2, TF1, TF1, TF4, TF0), (TF0, TF0, TF0, TF0, TF1), (TF1, TF0, TF0, TF0, TF1), (TF2, TF1, TF1, TF0, TF1), (TF0, TF0, TF0, TF1, TF1), (TF1, TF0, TF0, TF1, TF1), (TF2, TF1, TF1, TF1, TF1), (TF0, TF0, TF0, TF2, TF1), (TF1, TF0, TF0, TF2, TF1), (TF2, TF1, TF1, TF2, TF1), (TF0, TF0, TF0, TF3, TF1), (TF1, TF0, TF0, TF3, TF1), (TF2, TF1, TF1, TF3, TF1), (TF0, TF0, TF0, TF4, TF1), (TF1, TF0, TF0, TF4, TF1), (TF2, TF1, TF1, TF4, TF1)
NOTE:	In case TB size zero is configured for any transport channel, the first TFC is required; it is optional otherwise.

6.11.6.4.1.40.1.1.4.2 TFCS (two CCTrCH case)

6.11.6.4.1.40.1.1.4.2.1 TFCS (conversational + SRB)

TFCS size	6
TFCS	(RAB subflow#1, RAB subflow#2, RAB subflow#3, 64 kbps RAB, DCCH)= (TF0, TF0, TF0, TF0, TF0), (TF1, TF0, TF0, TF0, TF0), (TF2, TF1, TF1, TF0, TF0), (TF0, TF0, TF0, TF0, TF1), (TF1, TF0, TF0, TF0, TF1), (TF2, TF1, TF1, TF0, TF1)
NOTE:	In case TB size zero is configured for any transport channel, the first TFC is required; it is optional otherwise.

6.11.6.4.1.40.1.1.4.2.2 TFCS (Interactive or background)

TFCS size	5
TFCS	(RAB subflow#1, RAB subflow#2, RAB subflow#3, 64 kbps RAB, DCCH)= (TF0, TF0, TF0, TF0, TF0), (TF0, TF0, TF0, TF1, TF0), (TF0, TF0, TF0, TF2, TF0), (TF0, TF0, TF0, TF3, TF0), (TF0, TF0, TF0, TF4, TF0)
NOTE:	In case TB size zero is configured for any transport channel, the first TFC is required; it is optional otherwise.

6.11.6.4.1.40.1.2 Physical channel parameters

6.11.6.4.1.40.1.2.1 Physical channel (one CCTrCH case)

DPCH Uplink	Midamble	1024 chips
	Codes and time slots	SF4 x 1 code x 1 time slot

	Max. Number of data bits/radio frame	1 808 bits
	TFCl code word	16 bit
	TPC	2 bits
	Puncturing Limit	0.64 (alt. 0.56)

6.11.6.4.1.40.1.2.2 Physical channel (two CCTrCH case)

6.11.6.4.1.40.1.2.2.1 Physical channel (conversational + SRB)

DPCH Uplink	Midamble	1024 chips
	Codes and time slots	SF16 x 1 code x 1 time slot
	Max. Number of data bits/radio frame	452 bits
	TFCl code word	16 bits
	TPC	2 bit
	Puncturing Limit	0.68

6.11.6.4.1.40.1.2.2.2 Physical channel (Interactive or background)

DPCH Uplink	Midamble	1024 chips
	Codes and time slots	SF4 x 1 code x 1 time slot
	Max. Number of data bits/radio frame	1 808 bits
	TFCl code word	16 bits
	TPC	2 bits
	Puncturing Limit	0.84 (alt. 0.72)

6.11.6.4.1.40.2 Downlink

Transport channel parameters

6.11.6.4.1.40.2.1.1 Transport channel parameters for Conversational / speech / DL:12.2 kbps / CS RAB

See clause 6.11.6.4.1.4.2.1.1.

6.11.6.4.1.40.2.1.2 Transport channel parameters for Interactive or background / DL:64 kbps / PS RAB

See clause 6.11.6.4.1.25.2.1.1.

6.11.6.4.1.40.2.1.3 Transport channel parameters for DL:3.4 kbps SRBs for DCCH

See clause 6.11.6.4.1.2.2.1.1.

6.11.6.4.1.40.2.1.4 TFCS

6.11.6.4.1.40.2.1.4.1 TFCS (one CCTrCH case)

See Clause 6.11.6.4.1.39.2.1.4.

6.11.6.4.1.40.2.1.4.2 TFCS (two CCTrCH case)

6.11.6.4.1.40.2.1.4.2.1 TFCS (conversational + SRB)

TFCS size	6
TFCS	(RAB subflow#1, RAB subflow#2, RAB subflow#3, 64 kbps RAB, DCCH)= (TF0, TF0, TF0, TF0, TF0), (TF1, TF0, TF0, TF0, TF0), (TF2, TF1, TF1, TF0, TF0), (TF0, TF0, TF0, TF0, TF1), (TF1, TF0, TF0, TF0, TF1), (TF2, TF1, TF1, TF0, TF1)
NOTE:	In case TB size zero is configured for any transport channel, the first TFC is required; it is optional otherwise.

6.11.6.4.1.40.2.1.4.2.2 TFCS (Interactive or background)

TFCS size	5
TFCS	(RAB subflow#1, RAB subflow#2, RAB subflow#3, 64 kbps RAB, DCCH)= (TF0, TF0, TF0, TF0, TF0), (TF0, TF0, TF0, TF1, TF0), (TF0, TF0, TF0, TF2, TF0), (TF0, TF0, TF0, TF3, TF0), (TF0, TF0, TF0, TF4, TF0)
NOTE:	In case TB size zero is configured for any transport channel, the first TFC is required; it is optional otherwise.

6.11.6.4.1.40.2.2 Physical channel parameters

6.11.6.4.1.40.2.2.1 Physical channel parameters (one CCTrCH)

See clause 6.11.6.4.1.39.2.2.

6.11.6.4.1.40.2.2.2 Physical channel parameters (two CCTrCHs)

6.11.6.4.1.40.2.2.2.1 Physical channel parameters (conversational + SRB)

DPCH Downlink	Midamble	1024 chips
	Codes and time slots	SF32 x 2 codes x 1 time slot
	Max. Number of data bits/radio frame	472 bits
	TFCI code word	16 bits
	Puncturing limit	0.68

6.11.6.4.1.40.2.2.2.2 Physical channel parameters (Interactive or background)

DPCH Downlink	Midamble	1024 chips
	Codes and time slots	SF32 x 5 codes x 1 time slot
	Max. Number of data bits/radio frame	1 204 bits
	TFCI code word	16 bits
	Puncturing limit	0.56

6.11.6.4.1.41 Conversational / speech / UL:12.2 DL:12.2 kbps / CS RAB + Interactive or background / UL:64 DL:128 kbps / PS RAB + UL:3.4 DL:3.4 kbps SRBs for DCCH

6.11.6.4.1.41.1 Uplink

See clause 6.11.6.4.1.40.1.

6.11.6.4.1.41.2 Downlink

6.11.6.4.1.41.2.1 Transport channel parameters

6.11.6.4.1.41.2.1.1 Transport channel parameters for Conversational / speech / DL:12.2 kbps / CS RAB

See clause 6.11.6.4.1.4.2.1.1.

6.11.6.4.1.41.2.1.2 Transport channel parameters for Interactive or background / DL:128 kbps / PS RAB

See clause 6.11.6.4.1.27.2.1.1.

6.11.6.4.1.41.2.1.3 Transport channel parameters for DL:3.4 kbps SRBs for DCCH

See clause 6.11.6.4.1.2.2.1.1.

6.11.6.4.1.41.2.1.4 TFCS

6.11.6.4.1.41.2.1.4.1 TFCS (one CCTrCH case)

TFCS size	30
TFCS	(RAB subflow#1, RAB subflow#2, RAB subflow#3, 128 kbps RAB , DCCH)= (TF0, TF0, TF0, TF0, TF0), (TF1, TF0, TF0, TF0, TF0), (TF2, TF1, TF1, TF0, TF0), (TF0, TF0, TF0, TF1, TF0), (TF1, TF0, TF0, TF1, TF0), (TF2, TF1, TF1, TF1, TF0), (TF0, TF0, TF0, TF2, TF0), (TF1, TF0, TF0, TF2, TF0), (TF2, TF1, TF1, TF2, TF0), (TF0, TF0, TF0, TF3, TF0), (TF1, TF0, TF0, TF3, TF0), (TF2, TF1, TF1, TF3, TF0), (TF0, TF0, TF0, TF4, TF0), (TF1, TF0, TF0, TF4, TF0), (TF2, TF1, TF1, TF4, TF0), (TF0, TF0, TF0, TF0, TF1), (TF1, TF0, TF0, TF0, TF1), (TF2, TF1, TF1, TF0, TF1), (TF0, TF0, TF0, TF1, TF1), (TF1, TF0, TF0, TF1, TF1), (TF2, TF1, TF1, TF1, TF1), (TF0, TF0, TF0, TF2, TF1), (TF1, TF0, TF0, TF2, TF1), (TF2, TF1, TF1, TF2, TF1), (TF0, TF0, TF0, TF3, TF1), (TF1, TF0, TF0, TF3, TF1), (TF2, TF1, TF1, TF3, TF1), (TF0, TF0, TF0, TF4, TF1), (TF1, TF0, TF0, TF4, TF1), (TF2, TF1, TF1, TF4, TF1)

NOTE:	In case TB size zero is configured for any transport channel, the first TFC is required; it is optional otherwise.
-------	--

6.11.6.4.1.41.2.1.4.2 TFCS (two CCTrCH case)

6.11.6.4.1.41.2.1.4.2.1 TFCS (conversational + SRB)

TFCS size	6
TFCS	(RAB subflow#1, RAB subflow#2, RAB subflow#3, 128 kbps RAB , DCCH)= (TF0, TF0, TF0, TF0, TF0), (TF1, TF0, TF0, TF0, TF0), (TF2, TF1, TF1, TF0, TF0), (TF0, TF0, TF0, TF0, TF1), (TF1, TF0, TF0, TF0, TF1), (TF2, TF1, TF1, TF0, TF1)
NOTE:	In case TB size zero is configured for any transport channel, the first TFC is required; it is optional otherwise.

6.11.6.4.1.41.2.1.4.2.2 TFCS (Interactive or background)

TFCS size	5
TFCS	(RAB subflow#1, RAB subflow#2, RAB subflow#3, 128 kbps RAB , DCCH)= (TF0, TF0, TF0, TF0, TF0), (TF0, TF0, TF0, TF1, TF0), (TF0, TF0, TF0, TF2, TF0), (TF0, TF0, TF0, TF3, TF0), (TF0, TF0, TF0, TF4, TF0)
NOTE:	In case TB size zero is configured for any transport channel, the first TFC is required; it is optional otherwise.

6.11.6.4.1.41.2.2 Physical channel parameters

6.11.6.4.1.41.2.2.1 Physical channel parameters (one CCTrCH)

DPCH Downlink	Midamble	512 chips
	Codes and time slots	SF32 x 5codes x 2time slots
	Max. Number of data bits/radio frame	2 744 bits
	TFCI code word	16 bits
	Puncturing limit	0.52

6.11.6.4.1.41.2.2.2 Physical channel parameters (two CCTrCHs)

6.11.6.4.1.41.2.2.2.1 Physical channel parameters (conversational + SRB)

DPCH Downlink	Midamble	1024 chips
	Codes and time slots	SF32 x 2 codes x 1 time slot
	Max. Number of data bits/radio frame	472 bits
	TFCI code word	16 bits
	Puncturing limit	0.64

6.11.6.4.1.41.2.2.2.2 Physical channel parameters (Interactive or background)

DPCH Downlink	Midamble	512 chips
	Codes and time slots	SF32 x 8 codes x 1 time slot
	Max. Number of data bits/radio frame	2 192 bits
	TFCI code word	16 bits
	Puncturing limit	0,48

6.11.6.4.1.42 Conversational / speech / UL:12.2 DL:12.2 kbps / CS RAB + Interactive or background / UL:64 DL:256 kbps / PS RAB + UL:3.4 DL:3.4 kbps SRBs for DCCH

6.11.6.4.1.42.1 Uplink

6.11.6.4.1.42.1.1 Transport channel parameters

6.11.6.4.1.42.1.1.1 Transport channel parameters for Conversational / speech / UL:12.2 kbps / CS RAB

See clause 6.11.6.4.1.4.1.1.1.

6.11.6.4.1.42.1.1.2 Transport channel parameters for Interactive or background / UL:64 kbps / PS RAB

See clause 6.11.6.4.1.26.1.1.1.

6.11.6.4.1.42.1.1.3 Transport channel parameters for UL:3.4 kbps SRBs for DCCH

See clause 6.11.6.4.1.2.1.1.1.

6.11.6.4.1.42.1.1.4 TFCS

See clause 6.11.6.4.1.40.1.1.4.1.

6.11.6.4.1.42.1.2 Physical channel parameters

See clause 6.11.6.4.1.40.1.2.1.

6.11.6.4.1.42.2 Downlink

6.11.6.4.1.42.2.1 Transport channel parameters

6.11.6.4.1.42.2.1.1 Transport channel parameters for Conversational / speech / DL:12.2 kbps / CS RAB

See clause 6.11.6.4.1.4.2.1.1.

6.11.6.4.1.42.2.1.2 Transport channel parameters for Interactive or background / DL:256 kbps / PS RAB

See clause 6.11.6.4.1.31.2.1.1.

6.11.6.4.1.42.2.1.3 Transport channel parameters for DL:3.4 kbps SRBs for DCCH

See clause 6.11.6.4.1.2.2.1.1.

6.11.6.4.1.42.2.1.4 TFCS

TFCS size	30 (alt. 42)
TFCS	(RAB subflow#1, RAB subflow#2, RAB subflow#3, 256 kbps RAB, DCCH)= (TF0, TF0, TF0, TF0, TF0), (TF1, TF0, TF0, TF0, TF0), (TF2, TF1, TF1, TF0, TF0), (TF0, TF0, TF0, TF1, TF0), (TF1, TF0, TF0, TF1, TF0), (TF2, TF1, TF1, TF1, TF0), (TF0, TF0, TF0, TF2, TF0), (TF1, TF0, TF0, TF2, TF0), (TF2, TF1, TF1, TF2, TF0), (TF0, TF0, TF0, TF3, TF0), (TF1, TF0, TF0, TF3, TF0), (TF2, TF1, TF1, TF3, TF0), (TF0, TF0, TF0, TF4, TF0), (TF1, TF0, TF0, TF4, TF0), (TF2, TF1, TF1, TF4, TF0), (TF0, TF0, TF0, TF0, TF1), (TF1, TF0, TF0, TF0, TF1), (TF2, TF1, TF1, TF0, TF1), (TF0, TF0, TF0, TF1, TF1), (TF1, TF0, TF0, TF1, TF1), (TF2, TF1, TF1, TF1, TF1), (TF0, TF0, TF0, TF2, TF1), (TF1, TF0, TF0, TF2, TF1), (TF2, TF1, TF1, TF2, TF1), (TF0, TF0, TF0, TF3, TF1), (TF1, TF0, TF0, TF3, TF1), (TF2, TF1, TF1, TF3, TF1), (TF0, TF0, TF0, TF4, TF1), (TF1, TF0, TF0, TF4, TF1), (TF2, TF1, TF1, TF4, TF1) (alt. (TF0, TF0, TF0, TF0, TF0), (TF1, TF0, TF0, TF0, TF0), (TF2, TF1, TF1, TF0, TF0), (TF0, TF0, TF0, TF1, TF0), (TF1, TF0, TF0, TF1, TF0), (TF2, TF1, TF1, TF1, TF0), (TF0, TF0, TF0, TF2, TF0), (TF1, TF0, TF0, TF2, TF0), (TF2, TF1, TF1, TF2, TF0), (TF0, TF0, TF0, TF3, TF0), (TF1, TF0, TF0, TF3, TF0), (TF2, TF1, TF1, TF3, TF0), (TF0, TF0, TF0, TF4, TF0), (TF1, TF0, TF0, TF4, TF0), (TF2, TF1, TF1, TF4, TF0), (TF0, TF0, TF0, TF5, TF0), (TF1, TF0, TF0, TF5, TF0), (TF2, TF1, TF1, TF5, TF0), (TF0, TF0, TF0, TF6, TF0), (TF1, TF0, TF0, TF6, TF0), (TF2, TF1, TF1, TF6, TF0), (TF0, TF0, TF0, TF0, TF1), (TF1, TF0, TF0, TF0, TF1), (TF2, TF1, TF1, TF0, TF1), (TF0, TF0, TF0, TF1, TF1), (TF1, TF0, TF0, TF1, TF1), (TF2, TF1, TF1, TF1, TF1), (TF0, TF0, TF0, TF2, TF1), (TF1, TF0, TF0, TF2, TF1), (TF2, TF1, TF1, TF2, TF1), (TF0, TF0, TF0, TF3, TF1), (TF1, TF0, TF0, TF3, TF1), (TF2, TF1, TF1, TF3, TF1), (TF0, TF0, TF0, TF4, TF1), (TF1, TF0, TF0, TF4, TF1), (TF2, TF1, TF1, TF4, TF1), (TF0, TF0, TF0, TF5, TF1), (TF1, TF0, TF0, TF5, TF1), (TF2, TF1, TF1, TF5, TF1), (TF0, TF0, TF0, TF6, TF1), (TF1, TF0, TF0, TF6, TF1), (TF2, TF1, TF1, TF6, TF1))
NOTE:	In case TB size zero is configured for any transport channel, the first TFC is required; it is optional otherwise.

6.11.6.4.1.42.2.2 Physical channel parameters

DPCH Downlink	Midamble	512 chips
	Codes and time slots	SF32 x 8 codes x 2 time slots + SF32 x 4 codes x 1 time slot
	Max. Number of data bits/radio frame	5 504 bits (alt. 5 488)

	TFCI code word	16 bits (alt. 32)
	Puncturing limit	0.60

6.11.6.4.1.43 Conversational / speech / UL:12.2 DL:12.2 kbps / CS RAB + Interactive or background / UL:64 DL:384 kbps / PS RAB + UL:3.4 DL:3.4 kbps SRBs for DCCH

6.11.6.4.1.43.1 Uplink

See clause 6.11.6.4.1.40.1.

6.11.6.4.1.43.2 Downlink

6.11.6.4.1.43.2.1 Transport channel parameters

6.11.6.4.1.43.2.1.1 Transport channel parameters for Conversational / speech / DL:12.2 kbps / CS RAB

See clause 6.11.6.4.1.4.2.1.1.

6.11.6.4.1.43.2.1.2 Transport channel parameters for Interactive or background / DL:384 kbps / PS RAB

See clause 6.11.6.4.1.32.2.1.1.

6.11.6.4.1.43.2.1.3 Transport channel parameters for DL:3.4 kbps SRBs for DCCH

See clause 6.11.6.4.1.2.2.1.1.

6.11.6.4.1.43.2.1.4 TFCS

6.11.6.4.1.43.2.1.4.1 TFCS (one CCTrCH case)

TFCS size	36 (alt. 54)
TFCS	(RAB subflow#1, RAB subflow#2, RAB subflow#3, 384 kbps RAB, DCCH)= (TF0, TF0, TF0, TF0, TF0), (TF1, TF0, TF0, TF0, TF0), (TF2, TF1, TF1, TF0, TF0), (TF0, TF0, TF0, TF1, TF0), (TF1, TF0, TF0, TF1, TF0), (TF2, TF1, TF1, TF1, TF0), (TF0, TF0, TF0, TF2, TF0), (TF1, TF0, TF0, TF2, TF0), (TF2, TF1, TF1, TF2, TF0), (TF0, TF0, TF0, TF3, TF0), (TF1, TF0, TF0, TF3, TF0), (TF2, TF1, TF1, TF3, TF0), (TF0, TF0, TF0, TF4, TF0), (TF1, TF0, TF0, TF4, TF0), (TF2, TF1, TF1, TF4, TF0), (TF0, TF0, TF0, TF5, TF0), (TF1, TF0, TF0, TF5, TF0), (TF2, TF1, TF1, TF5, TF0), (TF0, TF0, TF0, TF0, TF1), (TF1, TF0, TF0, TF0, TF1), (TF2, TF1, TF1, TF0, TF1), (TF0, TF0, TF0, TF1, TF1), (TF1, TF0, TF0, TF1, TF1), (TF2, TF1, TF1, TF1, TF1), (TF0, TF0, TF0, TF2, TF1), (TF1, TF0, TF0, TF2, TF1), (TF2, TF1, TF1, TF2, TF1), (TF0, TF0, TF0, TF3, TF1), (TF1, TF0, TF0, TF3, TF1), (TF2, TF1, TF1, TF3, TF1), (TF0, TF0, TF0, TF4, TF1), (TF1, TF0, TF0, TF4, TF1), (TF2, TF1, TF1, TF4, TF1), (TF0, TF0, TF0, TF5, TF1), (TF1, TF0, TF0, TF5, TF1), (TF2, TF1, TF1, TF5, TF1), (alt. (TF0, TF0, TF0, TF0, TF0), (TF1, TF0, TF0, TF0, TF0), (TF2, TF1, TF1, TF0, TF0), (TF0, TF0, TF0, TF1, TF0), (TF1, TF0, TF0, TF1, TF0), (TF2, TF1, TF1, TF1, TF0), (TF0, TF0, TF0, TF2, TF0), (TF1, TF0, TF0, TF2, TF0), (TF2, TF1, TF1, TF2, TF0), (TF0, TF0, TF0, TF3, TF0), (TF1, TF0, TF0, TF3, TF0), (TF2, TF1, TF1, TF3, TF0), (TF0, TF0, TF0, TF4, TF0), (TF1, TF0, TF0, TF4, TF0), (TF2, TF1, TF1, TF4, TF0), (TF0, TF0, TF0, TF5, TF0), (TF1, TF0, TF0, TF5, TF0), (TF2, TF1, TF1, TF5, TF0), (TF0, TF0, TF0, TF6, TF0), (TF1, TF0, TF0, TF6, TF0), (TF2, TF1, TF1, TF6, TF0), (TF0, TF0, TF0, TF7, TF0), (TF1, TF0, TF0, TF7, TF0), (TF2, TF1, TF1, TF7, TF0), (TF0, TF0, TF0, TF8, TF0), (TF1, TF0, TF0, TF8, TF0), (TF2, TF1, TF1, TF8, TF0), (TF0, TF0, TF0, TF0, TF1), (TF1, TF0, TF0, TF0, TF1), (TF2, TF1, TF1, TF0, TF1), (TF0, TF0, TF0, TF1, TF1), (TF1, TF0, TF0, TF1, TF1), (TF2, TF1, TF1, TF1, TF1), (TF0, TF0, TF0, TF2, TF1), (TF1, TF0, TF0, TF2, TF1), (TF2, TF1, TF1, TF2, TF1), (TF0, TF0, TF0, TF3, TF1), (TF1, TF0, TF0, TF3, TF1), (TF2, TF1, TF1, TF3, TF1), (TF0, TF0, TF0, TF4, TF1), (TF1, TF0, TF0, TF4, TF1), (TF2, TF1, TF1, TF4, TF1), (TF0, TF0, TF0, TF5, TF1), (TF1, TF0, TF0, TF5, TF1), (TF2, TF1, TF1, TF5, TF1), (TF0, TF0, TF0, TF6, TF1), (TF1, TF0, TF0, TF6, TF1), (TF2, TF1, TF1, TF6, TF1), (TF0, TF0, TF0, TF7, TF1), (TF1, TF0, TF0, TF7, TF1), (TF2, TF1, TF1, TF7, TF1), (TF0, TF0, TF0, TF8, TF1), (TF1, TF0, TF0, TF8, TF1), (TF2, TF1, TF1, TF8, TF1))
NOTE:	In case TB size zero is configured for any transport channel, the first TFC is required; it is optional otherwise.

6.11.6.4.1.43.2.1.4.2 TFCS (two CCTrCH case)

6.11.6.4.1.43.2.1.4.2.1 TFCS (conversational + SRB)

TFCS size	6
TFCS	(RAB subflow#1, RAB subflow#2, RAB subflow#3, 384 kbps RAB, DCCH)= (TF0, TF0, TF0, TF0, TF0), (TF1, TF0, TF0, TF0, TF0), (TF2, TF1, TF1, TF0, TF0), (TF0, TF0, TF0, TF0, TF1), (TF1, TF0, TF0, TF0, TF1), (TF2, TF1, TF1, TF0, TF1)
NOTE:	In case TB size zero is configured for any transport channel, the first TFC is required; it is optional otherwise.

6.11.6.4.1.43.2.1.4.2.2 TFCS (Interactive or background)

TFCS size	6 (alt. 9)
TFCS	(RAB subflow#1, RAB subflow#2, RAB subflow#3, 384 kbps RAB, DCCH)= (TF0, TF0, TF0, TF0, TF0), (TF0, TF0, TF0, TF1, TF0), (TF0, TF0, TF0, TF2, TF0), (TF0, TF0, TF0, TF3, TF0), (TF0, TF0, TF0, TF4, TF0), (TF0, TF0, TF0, TF5, TF0) (alt. (TF0, TF0, TF0, TF0, TF0), (TF0, TF0, TF0, TF1, TF0), (TF0, TF0, TF0, TF2, TF0), (TF0, TF0, TF0, TF3, TF0), (TF0, TF0, TF0, TF4, TF0), (TF0, TF0, TF0, TF5, TF0), (TF0, TF0, TF0, TF6, TF0), (TF0, TF0, TF0, TF7, TF0), (TF0, TF0, TF0, TF8, TF0))
NOTE:	In case TB size zero is configured for any transport channel, the first TFC is required; it is optional otherwise.

6.11.6.4.1.43.2.2 Physical channel parameters

6.11.6.4.1.43.2.2.1 Physical channel parameters (one CCTrCH)

DPCH Downlink	Midamble	512 chips
	Codes and time slots	SF32 x 8 codes x 3 time slots
	Max. Number of data bits/radio frame	6 592 bits
	TFCI code word	32 bits
	Puncturing limit	0.48

6.11.6.4.1.43.2.2.2 Physical channel parameters (two CCTrCHs)

6.11.6.4.1.43.2.2.2.1 Physical channel parameters (conversational + SRB)

DPCH Downlink	Midamble	1024 chips
	Codes and time slots	SF32 x 2 codes x 1 time slot
	Max. Number of data bits/radio frame	472 bits
	TFCI code word	16 bits
	Puncturing limit	0.60

6.11.6.4.1.43.2.2.2.2 Physical channel parameters (Interactive or background)

DPCH Downlink	Midamble	512 chips
	Codes and time slots	SF32 x 8 codes x 3 time slots
	Max. Number of data bits/radio frame	6 608 bits
	TFCI code word	16 bits
	Puncturing limit	0,52

6.11.6.4.1.44 Conversational / speech / UL:12.2 DL:12.2 kbps / CS RAB + Interactive or background / UL:128 DL:2 048 kbps / PS RAB + UL:3.4 DL:3.4 kbps SRBs for DCCH

6.11.6.4.1.44.1 Uplink

6.11.6.4.1.44.1.1 Transport channel parameters

6.11.6.4.1.44.1.1.1 Transport channel parameters for Conversational / speech / UL:12.2 kbps / CS RAB

See clause 6.11.6.4.1.4.1.1.1.

6.11.6.4.1.44.1.1.2 Transport channel parameters for Interactive or background / UL:128 kbps / PS RAB

See clause 6.11.6.4.1.28.1.1.1.

6.11.6.4.1.44.1.1.3 Transport channel parameters for UL:3.4 kbps SRBs for DCCH

See clause 6.11.6.4.1.2.1.1.1.

6.11.6.4.1.44.1.1.4 TFCS

TFCS size	30
TFCS	(RAB subflow#1, RAB subflow#2, RAB subflow#3, 128 kbps RAB , DCCH)= (TF0, TF0, TF0, TF0, TF0), (TF1, TF0, TF0, TF0, TF0), (TF2, TF1, TF1, TF0, TF0), (TF0, TF0, TF0, TF1, TF0), (TF1, TF0, TF0, TF1, TF0), (TF2, TF1, TF1, TF1, TF0), (TF0, TF0, TF0, TF2, TF0), (TF1, TF0, TF0, TF2, TF0), (TF2, TF1, TF1, TF2, TF0), (TF0, TF0, TF0, TF3, TF0), (TF1, TF0, TF0, TF3, TF0), (TF2, TF1, TF1, TF3, TF0), (TF0, TF0, TF0, TF4, TF0), (TF1, TF0, TF0, TF4, TF0), (TF2, TF1, TF1, TF4, TF0), (TF0, TF0, TF0, TF0, TF1), (TF1, TF0, TF0, TF0, TF1), (TF2, TF1, TF1, TF0, TF1), (TF0, TF0, TF0, TF1, TF1), (TF1, TF0, TF0, TF1, TF1), (TF2, TF1, TF1, TF1, TF1), (TF0, TF0, TF0, TF2, TF1), (TF1, TF0, TF0, TF2, TF1), (TF2, TF1, TF1, TF2, TF1), (TF0, TF0, TF0, TF3, TF1), (TF1, TF0, TF0, TF3, TF1), (TF2, TF1, TF1, TF3, TF1), (TF0, TF0, TF0, TF4, TF1), (TF1, TF0, TF0, TF4, TF1), (TF2, TF1, TF1, TF4, TF1)
NOTE:	In case TB size zero is configured for any transport channel, the first TFC is required; it is optional otherwise.

6.11.6.4.1.44.1.2 Physical channel parameters

DPCH Uplink	Midamble	512 chips
	Codes and time slots	{SF16 x 1 code + SF4 x 1 code} x 1 time slot
	Max. Number of data bits/radio frame	2 616 bits
	TFCI code word	16 bits
	TPC	2 bits
	Puncturing Limit	0.52 (alt. 0.44)

6.11.6.4.1.44.2 Downlink

6.11.6.4.1.44.2.1 Transport channel parameters

6.11.6.4.1.44.2.1.1 Transport channel parameters for Conversational / speech / DL:12.2 kbps / CS RAB

See clause 6.11.6.4.1.4.2.1.1.

6.11.6.4.1.44.2.1.2 Transport channel parameters for Interactive or background / DL:2 048 kbps / PS RAB

See clause 6.11.6.4.1.35.2.1.1.

6.11.6.4.1.44.2.1.3 Transport channel parameters for DL:3.4 kbps SRBs for DCCH

See clause 6.11.6.4.1.2.2.1.1.

6.11.6.4.1.44.2.2 Physical channel parameters

DPCH Downlink	Midamble	512 chips
	Codes and time slots	SF32 x 12 codes x 11 time slots
	Max. Number of data bits/radio frame	36 400 bits
	TFCI code word	32 bits
	Puncturing limit	0.52

6.11.6.4.1.45 Conversational / speech / UL:12.2 DL:12.2 kbps / CS RAB + Streaming / unknown / UL:57.6 DL:57.6 kbps / CS RAB + UL:3.4 DL:3.4 kbps SRBs for DCCH

6.11.6.4.1.45.1 Uplink

6.11.6.4.1.45.1.1 Transport channel parameters

6.11.6.4.1.45.1.1.1 Transport channel parameters for Conversational / speech / UL:12.2 kbps / CS RAB

See clause 6.11.6.4.1.4.1.1.1.

6.11.6.4.1.45.1.1.2 Transport channel parameters for Streaming / unknown / UL:57.6 kbps / CS RAB

See clause 6.11.6.4.1.17.1.1.1.

6.11.6.4.1.45.1.1.3 Transport channel parameters for UL:3.4 kbps SRBs for DCCH

See clause 6.11.6.4.1.2.1.1.1.

6.11.6.4.1.45.1.1.4 TFCS

TFCS size	30
TFCS	(RAB subflow#1, RAB subflow#2, RAB subflow#3, 57.6 kbps RAB , DCCH)= (TF0, TF0, TF0, TF0, TF0), (TF1, TF0, TF0, TF0, TF0), (TF2, TF1, TF1, TF0, TF0), (TF0, TF0, TF0, TF1, TF0), (TF1, TF0, TF0, TF1, TF0), (TF2, TF1, TF1, TF1, TF0), (TF0, TF0, TF0, TF2, TF0), (TF1, TF0, TF0, TF2, TF0), (TF2, TF1, TF1, TF2, TF0), (TF0, TF0, TF0, TF3, TF0), (TF1, TF0, TF0, TF3, TF0), (TF2, TF1, TF1, TF3, TF0), (TF0, TF0, TF0, TF4, TF0), (TF1, TF0, TF0, TF4, TF0), (TF2, TF1, TF1, TF4, TF0), (TF0, TF0, TF0, TF0, TF1), (TF1, TF0, TF0, TF0, TF1), (TF2, TF1, TF1, TF0, TF1), (TF0, TF0, TF0, TF1, TF1), (TF1, TF0, TF0, TF1, TF1), (TF2, TF1, TF1, TF1, TF1), (TF0, TF0, TF0, TF2, TF1), (TF1, TF0, TF0, TF2, TF1), (TF2, TF1, TF1, TF2, TF1), (TF0, TF0, TF0, TF3, TF1), (TF1, TF0, TF0, TF3, TF1), (TF2, TF1, TF1, TF3, TF1), (TF0, TF0, TF0, TF4, TF1), (TF1, TF0, TF0, TF4, TF1), (TF2, TF1, TF1, TF4, TF1)
NOTE:	In case TB size zero is configured for any transport channel, the first TFC is required; it is optional otherwise.

6.11.6.4.1.45.1.2 Physical channel parameters

DPCH Uplink	Midamble	1024 chips
	Codes and time slots	SF16 x 1 code x 1 time slot + SF8 x 1 codex 1 time slot
	Max. Number of data bits/radio frame	1 392 bits
	TFCI code word	16 bits
	TPC	2 bits
	Puncturing Limit	0.56

6.11.6.4.1.45.2 Downlink

6.11.6.4.1.45.2.1 Transport channel parameters

6.11.6.4.1.45.2.1.1 Transport channel parameters for Conversational / speech / DL:12.2 kbps / CS RAB

See clause 6.11.6.4.1.4.2.1.1.

6.11.6.4.1.45.2.1.2 Transport channel parameters for Streaming / unknown / DL:57.6 kbps / CS RAB

See clause 6.11.6.4.1.17.2.1.1.

6.11.6.4.1.45.2.1.3 Transport channel parameters for UL:3.4 kbps SRBs for DCCH

See clause 6.11.6.4.1.2.2.1.1.

6.11.6.4.1.45.2.1.4 TFCS

TFCS size	30
TFCS	(RAB subflow#1, RAB subflow#2, RAB subflow#3, 57.6 kbps RAB , DCCH)= (TF0, TF0, TF0, TF0, TF0), (TF1, TF0, TF0, TF0, TF0), (TF2, TF1, TF1, TF0, TF0), (TF0, TF0, TF0, TF1, TF0), (TF1, TF0, TF0, TF1, TF0), (TF2, TF1, TF1, TF1, TF0), (TF0, TF0, TF0, TF2, TF0), (TF1, TF0, TF0, TF2, TF0), (TF2, TF1, TF1, TF2, TF0), (TF0, TF0, TF0, TF3, TF0), (TF1, TF0, TF0, TF3, TF0), (TF2, TF1, TF1, TF3, TF0), (TF0, TF0, TF0, TF4, TF0), (TF1, TF0, TF0, TF4, TF0), (TF2, TF1, TF1, TF4, TF0), (TF0, TF0, TF0, TF0, TF1), (TF1, TF0, TF0, TF0, TF1), (TF2, TF1, TF1, TF0, TF1), (TF0, TF0, TF0, TF1, TF1), (TF1, TF0, TF0, TF1, TF1), (TF2, TF1, TF1, TF1, TF1), (TF0, TF0, TF0, TF2, TF1), (TF1, TF0, TF0, TF2, TF1), (TF2, TF1, TF1, TF2, TF1), (TF0, TF0, TF0, TF3, TF1), (TF1, TF0, TF0, TF3, TF1), (TF2, TF1, TF1, TF3, TF1), (TF0, TF0, TF0, TF4, TF1), (TF1, TF0, TF0, TF4, TF1), (TF2, TF1, TF1, TF4, TF1)
NOTE:	In case TB size zero is configured for any transport channel, the first TFC is required; it is optional otherwise.

6.11.6.4.1.45.2.2 Physical channel parameters

DPCH Downlink	Midamble	1024 chips
	Codes and time slots	SF32 x 6 codes x 1 time slot
	Max. Number of data bits/radio frame	1 448 bits
	TFCI code word	16 bits
	Puncturing limit	0.56

6.11.6.4.1.46 Void

6.11.6.4.1.47 Void

6.11.6.4.1.48 Void

6.11.6.4.1.49 Conversational / speech / UL:12.2 DL:12.2 kbps / CS RAB + Conversational / unknown / UL:64 DL:64 kbps / CS RAB + UL:3.4 DL:3.4 kbps SRBs for DCCH

6.11.6.4.1.49.1 Uplink

6.11.6.4.1.49.1.1 Transport channel parameters

6.11.6.4.1.49.1.1.1 Transport channel parameters for Conversational / speech / UL:12.2 kbps / CS RAB

See clause 6.11.6.4.1.4.1.1.1.

6.11.6.4.1.49.1.1.2 Transport channel parameters for Conversational / unknown / UL:64 kbps / CS RAB

See clause 6.11.6.4.1.13.1.1.1.

6.11.6.4.1.49.1.1.3 Transport channel parameters for UL:3.4 kbps SRBs for DCCH

See clause 6.11.6.4.1.2.1.1.1.

6.11.6.4.1.49.1.1.4 TFCS

TFCS size	12
TFCS	(RAB subflow#1, RAB subflow#2, RAB subflow#3, 64 kbps RAB, DCCH)= (TF0, TF0, TF0, TF0, TF0), (TF1, TF0, TF0, TF0, TF0), (TF2, TF1, TF1, TF0, TF0), (TF0, TF0, TF0, TF1, TF0), (TF1, TF0, TF0, TF1, TF0), (TF2, TF1, TF1, TF1, TF0), (TF0, TF0, TF0, TF0, TF1), (TF1, TF0, TF0, TF0, TF1), (TF2, TF1, TF1, TF0, TF1), (TF0, TF0, TF0, TF1, TF1), (TF1, TF0, TF0, TF1, TF1), (TF2, TF1, TF1, TF1, TF1)
NOTE:	In case TB size zero is configured for any transport channel, the first TFC is required; it is optional otherwise.

6.11.6.4.1.49.1.2 Physical channel parameters

DPCH Uplink	Midamble	512 chips
	Codes and time slots	SF4 x 1 code x 1 time slot
	Max. Number of data bits/radio frame	2 064 bits
	TFCI code word	16 bits
	TPC	2 bits
	Puncturing Limit	0.72

6.11.6.4.1.49.2 Downlink

6.11.6.4.1.49.2.1 Transport channel parameters

6.11.6.4.1.49.2.1.1 Transport channel parameters for Conversational / speech / DL:12.2 kbps / CS RAB

See clause 6.11.6.4.1.4.2.1.1.

6.11.6.4.1.49.2.1.2 Transport channel parameters for Conversational / unknown / DL:64 kbps / CS RAB

See clause 6.11.6.4.1.13.2.1.1.

6.11.6.4.1.49.2.1.3 Transport channel parameters for DL:3.4 kbps SRBs for DCCH

See clause 6.11.6.4.1.2.2.1.1.

6.11.6.4.1.49.2.1.4 TFCS

TFCS size	12
TFCS	(RAB subflow#1, RAB subflow#2, RAB subflow#3, 64 kbps RAB, DCCH)= (TF0, TF0, TF0, TF0, TF0), (TF1, TF0, TF0, TF0, TF0), (TF2, TF1, TF1, TF0, TF0), (TF0, TF0, TF0, TF1, TF0), (TF1, TF0, TF0, TF1, TF0), (TF2, TF1, TF1, TF1, TF0), (TF0, TF0, TF0, TF0, TF1), (TF1, TF0, TF0, TF0, TF1), (TF2, TF1, TF1, TF0, TF1), (TF0, TF0, TF0, TF1, TF1), (TF1, TF0, TF0, TF1, TF1), (TF2, TF1, TF1, TF1, TF1)
NOTE:	In case TB size zero is configured for any transport channel, the first TFC is required; it is optional otherwise.

6.11.6.4.1.49.2.2 Physical channel parameters

DPCH Downlink	Midamble	512 chips
	Codes and time slots	SF32 x 8 codes x 1 time slot
	Max. Number of data bits/radio frame	2 192 bits
	TFCI code word	16 bits
	Puncturing limit	0.76

6.11.6.4.1.49a Conversational / speech / UL:(12.2 7.95 5.9 4.75) DL:(12.2 7.95 5.9 4.75) kbps / CS RAB + Conversational / unknown / UL:64 DL:64 kbps / CS RAB + UL:3.4 DL:3.4 kbps SRBs for DCCH

6.11.6.4.1.49a.1 Uplink

6.11.6.4.1.49a.1.1 Transport channel parameters

6.11.6.4.1.49a.1.1.1 Transport channel parameters for Conversational / speech / UL: (12.2 7.95 5.9 4.75) kbps / CS RAB

See clause 6.11.6.4.1.4a.1.1.1.

6.11.6.4.1.49a.1.1.2 Transport channel parameters for Conversational / unknown / UL:64 kbps / CS RAB

See clause 6.11.6.4.1.13.1.1.1.

6.11.6.4.1.49a.1.1.3 Transport channel parameters for UL:3.4 kbps SRBs for DCCH

See clause 6.11.6.4.1.2.1.1.1.

6.11.6.4.1.49a.1.1.4 TFCS

TFCS size	24
-----------	----

TFCS	(RAB subflow#1, RAB subflow#2, RAB subflow#3, 64 kbps RAB, DCCH)= (TF0,TF0,TF0,TF0,TF0), (TF1,TF0,TF0,TF0,TF0), (TF2,TF1,TF0,TF0,TF0), (TF3,TF2,TF0,TF0,TF0), (TF4,TF3,TF0,TF0,TF0), (TF5,TF4,TF1,TF0,TF0), (TF0,TF0,TF0,TF1,TF0), (TF1,TF0,TF0,TF1,TF0), (TF2,TF1,TF0,TF1,TF0), (TF3,TF2,TF0,TF1,TF0), (TF4,TF3,TF0,TF1,TF0), (TF5,TF4,TF1,TF1,TF0), (TF0,TF0,TF0,TF0,TF1), (TF1,TF0,TF0,TF0,TF1), (TF2,TF1,TF0,TF0,TF1), (TF3,TF2,TF0,TF0,TF1), (TF4,TF3,TF0,TF0,TF1), (TF5,TF4,TF1,TF0,TF1), (TF0,TF0,TF0,TF1,TF1), (TF1,TF0,TF0,TF1,TF1), (TF2,TF1,TF0,TF1,TF1), (TF3,TF2,TF0,TF1,TF1), (TF4,TF3,TF0,TF1,TF1), (TF5,TF4,TF1,TF1,TF1)
NOTE:	In case TB size zero is configured for any transport channel the first TFC is required; it is optional otherwise.

6.11.6.4.1.49a.1.2 Physical channel parameters

DPCH Uplink	Midamble	512 chips
	Codes and time slots	SF4 x 1 code x 1 time slot
	Max. Number of data bits/radio frame	2 064 bits
	TFCI code word	16 bit
	TPC	2 bits
	Puncturing Limit	0.72

6.11.6.4.1.49a.2 Downlink

6.11.6.4.1.49a.2.1 Transport channel parameters

6.11.6.4.1.49a.2.1.1 Transport channel parameters for Conversational / speech / DL: (12.2 7.95 5.9 4.75) kbps / CS RAB

See clause 6.11.6.4.1.4a.2.1.1.

6.11.6.4.1.49a.2.1.2 Transport channel parameters for Conversational / unknown / DL:64 kbps / CS RAB

See clause 6.11.6.4.1.13.2.1.1.

6.11.6.4.1.49a.2.1.3 Transport channel parameters for DL:3.4 kbps SRBs for DCCH

See clause 6.11.6.4.1.2.2.1.1.

6.11.6.4.1.49a.2.1.4 TFCS

TFCS size	24
TFCS	(RAB subflow#1, RAB subflow#2, RAB subflow#3, 64 kbps RAB, DCCH)= (TF0,TF0,TF0,TF0,TF0), (TF1,TF0,TF0,TF0,TF0), (TF2,TF1,TF0,TF0,TF0), (TF3,TF2,TF0,TF0,TF0), (TF4,TF3,TF0,TF0,TF0), (TF5,TF4,TF1,TF0,TF0), (TF0,TF0,TF0,TF1,TF0), (TF1,TF0,TF0,TF1,TF0), (TF2,TF1,TF0,TF1,TF0), (TF3,TF2,TF0,TF1,TF0), (TF4,TF3,TF0,TF1,TF0), (TF5,TF4,TF1,TF1,TF0), (TF0,TF0,TF0,TF0,TF1), (TF1,TF0,TF0,TF0,TF1), (TF2,TF1,TF0,TF0,TF1), (TF3,TF2,TF0,TF0,TF1), (TF4,TF3,TF0,TF0,TF1), (TF5,TF4,TF1,TF0,TF1), (TF0,TF0,TF0,TF1,TF1), (TF1,TF0,TF0,TF1,TF1), (TF2,TF1,TF0,TF1,TF1), (TF3,TF2,TF0,TF1,TF1), (TF4,TF3,TF0,TF1,TF1), (TF5,TF4,TF1,TF1,TF1)
NOTE:	In case TB size zero is configured for any transport channel the first TFC is required; it is optional otherwise.

6.11.6.4.1.49a.2.2 Physical channel parameters

DPCH Downlink	Midamble	512 chips
	Codes and time slots	SF32 x 7 codes x 1 time slot
	Max. Number of data bits/radio frame	1 916 bits
	TFCI code word	16 bits
	Puncturing limit	0.68

6.11.6.4.1.50 Conversational / unknown / UL:64 DL:64 kbps / CS RAB + Conversational / unknown / UL:64 DL:64 kbps / CS RAB + UL:3.4 DL:3.4 kbps SRBs for DCCH

6.11.6.4.1.50.1 Uplink

6.11.6.4.1.50.1.1 Transport channel parameters

6.11.6.4.1.50.1.1.1 Transport channel parameters for Conversational / unknown / UL:64 kbps / CS RAB

See clause 6.11.6.4.1.13.1.1.1.

6.11.6.4.1.50.1.1.2 Transport channel parameters for UL:3.4 kbps SRBs for DCCH

See clause 6.11.6.4.1.2.1.1.1.

6.11.6.4.1.50.1.1.3 TFCS

TFCS size	8
TFCS	(64 kbps RAB, 64 kbps RAB, DCCH)= (TF0, TF0, TF0), (TF1, TF0, TF0), (TF0, TF1, TF0), (TF1, TF1, TF0) (TF0, TF0, TF1), (TF1, TF0, TF1), (TF0, TF1, TF1), (TF1, TF1, TF1)
NOTE:	In case TB size zero is configured for any transport channel, the first TFC is required; it is optional otherwise.

6.11.6.4.1.50.1.2 Physical channel parameters

DPCH Uplink	Midamble	1024 chips
	Codes and time slots	SF4 x 1 code x 1 time slot + SF8 x 1 code x 1 time slot
	Max. Number of data bits/radio frame	2 784 bits
	TFCI code word	16 bits
	TPC	2 bits
	Puncturing Limit	0.60

6.11.6.4.1.50.2 Downlink

6.11.6.4.1.50.2.1 Transport channel parameters

6.11.6.4.1.50.2.1.1 Transport channel parameters for Conversational / unknown / DL:64 kbps / CS RAB

See clause 6.11.6.4.1.13.2.1.1.

6.11.6.4.1.50.2.1.2 Transport channel parameters for DL:3.4 kbps SRBs for DCCH

See clause 6.11.6.4.1.2.2.1.1.

6.11.6.4.1.50.2.1.3 TFCS

TFCS size	8
TFCS	(64 kbps RAB, 64 kbps RAB, DCCH)= (TF0, TF0, TF0), (TF1, TF0, TF0), (TF0, TF1, TF0), (TF1, TF1, TF0) (TF0, TF0, TF1), (TF1, TF0, TF1), (TF0, TF1, TF1), (TF1, TF1, TF1)
NOTE:	In case TB size zero is configured for any transport channel, the first TFC is required; it is optional otherwise.

6.11.6.4.1.50.2.2 Physical channel parameters

DPCH Downlink	Midamble	1024 chips
	Codes and time slots	SF32 x 6 codes x 2 time slots
	Max. Number of data bits/radio frame	2 912 bits
	TFCI code word	16 bits
	Puncturing limit	0.64

6.11.6.4.1.51 Conversational / unknown / UL:64 DL:64 kbps / CS RAB + Interactive or background / UL:64 DL:64 kbps / PS RAB + UL:3.4 DL:3.4 kbps SRBs for DCCH

6.11.6.4.1.51.1 Uplink

6.11.6.4.1.51.1.1 Transport channel parameters

6.11.6.4.1.51.1.1.1 Transport channel parameters for Conversational / unknown / UL:64 kbps / CS RAB

See clause 6.11.6.4.1.13.1.1.1.

6.11.6.4.1.51.1.1.2 Transport channel parameters for Interactive or background / UL:64 kbps / PS RAB

See clause 6.11.6.4.1.26.1.1.1.

6.11.6.4.1.51.1.1.3 Transport channel parameters for UL:3.4 kbps SRBs for DCCH

See clause 6.11.6.4.1.2.1.1.1.

6.11.6.4.1.51.1.1.4 TFCS

TFCS size	20
TFCS	(Conv. 64 kbps RAB, I/B 64 kbps RAB, DCCH)= (TF0, TF0, TF0), (TF0, TF1, TF0), (TF0, TF2, TF0), (TF0, TF3, TF0), (TF0, TF4, TF0), (TF1, TF0, TF0), (TF1, TF1, TF0), (TF1, TF2, TF0), (TF1, TF3, TF0), (TF1, TF4, TF0), (TF0, TF0, TF1), (TF0, TF1, TF1), (TF0, TF2, TF1), (TF0, TF3, TF1), (TF0, TF4, TF1), (TF1, TF0, TF1), (TF1, TF1, TF1), (TF1, TF2, TF1), (TF1, TF3, TF1), (TF1, TF4, TF1)
NOTE:	In case TB size zero is configured for any transport channel, the first TFC is required; it is optional otherwise.

6.11.6.4.1.51.1.2 Physical channel parameters

DPCH Uplink	Midamble	512 chips
	Codes and time slots	SF4 x 1 code x 1 time slot
	Max. Number of data bits/radio frame	2 064 bits
	TFCI code word	16 bits
	TPC	2 bits
	Puncturing Limit	0.44 (alt. 0.40)

6.11.6.4.1.51.2 Downlink

6.11.6.4.1.51.2.1 Transport channel parameters

6.11.6.4.1.51.2.1.1 Transport channel parameters for Conversational / unknown / DL:64 kbps / CS RAB

See clause 6.11.6.4.1.13.2.1.1.

6.11.6.4.1.51.2.1.2 Transport channel parameters for Interactive or background / DL:64 kbps / PS RAB

See clause 6.11.6.4.1.25.2.1.1.

6.11.6.4.1.51.2.1.3 Transport channel parameters for DL:3.4 kbps SRBs for DCCH

See clause 6.11.6.4.1.2.2.1.1.

6.11.6.4.1.51.2.1.4 TFCS

TFCS size	20
TFCS	(Conv. 64 kbps RAB, I/B 64 kbps RAB, DCCH)= (TF0, TF0, TF0), (TF0, TF1, TF0), (TF0, TF2, TF0), (TF0, TF3, TF0), (TF0, TF4, TF0), (TF1, TF0, TF0), (TF1, TF1, TF0), (TF1, TF2, TF0), (TF1, TF3, TF0), (TF1, TF4, TF0), (TF0, TF0, TF1), (TF0, TF1, TF1), (TF0, TF2, TF1), (TF0, TF3, TF1), (TF0, TF4, TF1), (TF1, TF0, TF1), (TF1, TF1, TF1), (TF1, TF2, TF1), (TF1, TF3, TF1), (TF1, TF4, TF1)
NOTE:	In case TB size zero is configured for any transport channel, the first TFC is required; it is optional otherwise.

6.11.6.4.1.51.2.2 Physical channel parameters

DPCH Downlink	Midamble	512 chips
	Codes and time slots	SF32 x 8 codes x 1 time slot
	Max. Number of data bits/radio frame	2 192 bits
	TFCI code word	16 bits
	Puncturing limit	0.48

6.11.6.4.1.51a Conversational / unknown / UL:64 DL:64 kbps / CS RAB + Interactive or Background / UL:8 DL:8 kbps / PS RAB + UL:3.4 DL:3.4 kbps SRBs for DCCH

6.11.6.4.1.51a.1 Uplink

6.11.6.4.1.51a.1.1 Transport channel parameters

6.11.6.4.1.51a.1.1.1 Transport channel parameters for Conversational / unknown / UL:64 kbps / CS RAB

See clause 6.11.6.4.1.13.1.1.1.

6.11.6.4.1.51a.1.1.2 Transport channel parameters for Interactive or Background / UL:8 kbps / PS RAB

See clause 6.11.6.4.1.23a.1.1.1.

6.11.6.4.1.51a.1.1.3 Transport channel parameters for UL:3.4 kbps SRBs for DCCH

See clause 6.11.6.4.1.2.1.1.1.

6.11.6.4.1.51a.1.1.4 TFCS

TFCS size	8 (alt. 12)
TFCS	(64 kbps Conversational RAB, 8 kbps I/B RAB, DCCH)= (TF0, TF0, TF0), (TF0, TF1, TF0), (TF0, TF0, TF1), (TF0, TF1, TF1), (TF1, TF0, TF0), (TF1, TF1, TF0), (TF1, TF0, TF1), (TF1, TF1, TF1) (alt. (TF0, TF0, TF0), (TF0, TF1, TF0), (TF0, TF2, TF0), (TF0, TF0, TF1), (TF0, TF1, TF1), (TF0, TF2, TF1), (TF1, TF0, TF0), (TF1, TF1, TF0), (TF1, TF2, TF0), (TF1, TF0, TF1), (TF1, TF1, TF1), (TF1, TF2, TF1))
NOTE:	In case TB size zero is configured for any transport channel the first TFC is required; it is optional otherwise.

6.11.6.4.1.51a.1.2 Physical channel parameters

DPCH Uplink	Midamble	512 chips
	Codes and time slots	SF4 x 1 code x 1 time slot
	Max. Number of data bits/radio frame	2 064 bits
	TFCI code word	16 bit
	TPC	2 bits
	Puncturing Limit	0.76

6.11.6.4.1.51a.2 Downlink

6.11.6.4.1.51a.2.1 Transport channel parameters

6.11.6.4.1.51a.2.1.1 Transport channel parameters for Conversational / unknown / DL:64 kbps / PS RAB

See clause 6.11.6.4.1.13.2.1.1.

6.11.6.4.1.51a.2.1.2 Transport channel parameters for Interactive or Background / DL:8 kbps / PS RAB

See clause 6.11.6.4.1.23.2.1.1.

6.11.6.4.1.51a.2.1.3 Transport channel parameters for DL:3.4 kbps SRBs for DCCH

See clause 6.11.6.4.1.2.2.1.1.

6.11.6.4.1.51a.2.1.4 TFCS

TFCS size	8
TFCS	(64 kbps Conversational RAB, 8 kbps I/B RAB, DCCH)= (TF0, TF0, TF0), (TF0, TF1, TF0), (TF0, TF0, TF1), (TF0, TF1, TF1), (TF1, TF0, TF0), (TF1, TF1, TF0), (TF1, TF0, TF1), (TF1, TF1, TF1)
NOTE:	In case TB size zero is configured for any transport channel the first TFC is required; it is optional otherwise.

6.11.6.4.1.51a.2.2 Physical channel parameters

DPCH Downlink	Midamble	512 chips
	Codes and time slots	SF32 x 6 codes x 1 time slot
	Max. Number of data bits/radio frame	1 640 bits
	TFCI code word	16 bits
	Puncturing limit	0.60

6.11.6.4.1.51b Conversational / unknown / UL:64 DL:64 kbps / CS RAB + Interactive or Background / UL:16 DL:64 kbps / PS RAB + UL:3.4 DL:3.4 kbps SRBs for DCCH

6.11.6.4.1.51b.1 Uplink

6.11.6.4.1.51b.1.1 Transport channel parameters

6.11.6.4.1.51b.1.1.1 Transport channel parameters for Conversational / unknown / UL:64 kbps / CS RAB

See clause 6.11.6.4.1.13.1.1.1.

6.11.6.4.1.51b.1.1.2 Transport channel parameters for Interactive or Background / UL:16 kbps / PS RAB

See clause 6.11.6.4.1.23b.1.1.1.

6.11.6.4.1.51b.1.1.3 Transport channel parameters for UL:3.4 kbps SRBs for DCCH

See clause 6.11.6.4.1.2.1.1.1.

6.11.6.4.1.51b.1.1.4 TFCS

TFCS size	12
TFCS	(64 kbps Conversational RAB, 16 kbps I/B RAB, DCCH)= (TF0, TF0, TF0), (TF0, TF1, TF0), (TF0, TF2, TF0), (TF0, TF0, TF1), (TF0, TF1, TF1), (TF0, TF2, TF1), (TF1, TF0, TF0), (TF1, TF1, TF0), (TF1, TF2, TF0), (TF1, TF0, TF1), (TF1, TF1, TF1), (TF1, TF2, TF1)
NOTE:	In case TB size zero is configured for any transport channel the first TFC is required; it is optional otherwise.

6.11.6.4.1.51b.1.2 Physical channel parameters

DPCH Uplink	Midamble	512 chips
	Codes and time slots	SF4 x 1 code x 1 time slot
	Max. Number of data bits/radio frame	2 064 bits
	TFCI code word	16 bit
	TPC	2 bits
	Puncturing Limit	0.68

6.11.6.4.1.51b.2 Downlink

See clause 6.11.6.4.1.51.2.

6.11.6.4.1.52 Conversational / unknown / UL:64 DL:64 kbps / CS RAB + Interactive or background / UL:64 DL:128 kbps / PS RAB + UL:3.4 DL:3.4 kbps SRBs for DCCH

6.11.6.4.1.52.1 Uplink

See clause 6.11.6.4.1.51.1.

6.11.6.4.1.52.2 Downlink

6.11.6.4.1.52.2.1 Transport channel parameters

6.11.6.4.1.52.2.1.1 Transport channel parameters for Conversational / unknown / DL:64 kbps / CS RAB

See clause 6.11.6.4.1.13.2.1.1.

6.11.6.4.1.52.2.1.2 Transport channel parameters for Interactive or background / DL:128 kbps / PS RAB

See clause 6.11.6.4.1.27.2.1.1.

6.11.6.4.1.52.2.1.3 Transport channel parameters for DL:3.4 kbps SRBs for DCCH

See clause 6.11.6.4.1.2.2.1.1.

6.11.6.4.1.52.2.1.4 TFCS

TFCS size	20
TFCS	(Conv. 64 kbps RAB, I/B 128 kbps RAB, DCCH)= (TF0, TF0, TF0), (TF0, TF1, TF0), (TF0, TF2, TF0), (TF0, TF3, TF0), (TF0, TF4, TF0), (TF1, TF0, TF0), (TF1, TF1, TF0), (TF1, TF2, TF0), (TF1, TF3, TF0), (TF1, TF4, TF0), (TF0, TF0, TF1), (TF0, TF1, TF1), (TF0, TF2, TF1), (TF0, TF3, TF1), (TF0, TF4, TF1), (TF1, TF0, TF1), (TF1, TF1, TF1), (TF1, TF2, TF1), (TF1, TF3, TF1), (TF1, TF4, TF1)
NOTE:	In case TB size zero is configured for any transport channel, the first TFC is required; it is optional otherwise.

6.11.6.4.1.52.2.2 Physical channel parameters

DPCH Downlink	Midamble	1024 chips
	Codes and time slots	{SF32 x 8 codes x 1 time slot} + {SF32 x 5 codes x 1 time slot}
	Max. Number of data bits/radio frame	3 156 bits
	TFCl code word	16 bits
	Puncturing limit	0.44

6.11.6.4.1.53 Conversational / unknown / UL:64 DL:64 kbps / CS RAB + Interactive or background / UL:128 DL:128 kbps / PS RAB + UL:3.4 DL:3.4 kbps SRBs for DCCH

6.11.6.4.1.53.1 Uplink

6.11.6.4.1.53.1.1 Transport channel parameters

6.11.6.4.1.53.1.1.1 Transport channel parameters for Conversational / unknown / UL:64 kbps / CS RAB

See clause 6.11.6.4.1.13.1.1.1.

6.11.6.4.1.53.1.1.2 Transport channel parameters for Interactive or background / UL:128 kbps / PS RAB

See clause 6.11.6.4.1.28.1.1.1.

6.11.6.4.1.53.1.1.3 Transport channel parameters for DL:3.4 kbps SRBs for DCCH

See clause 6.11.6.4.1.2.1.1.1.

6.11.6.4.1.53.1.1.4 TFCS

TFCS size	20
TFCS	(Conv. 64 kbps RAB, I/B 128kbps RAB, DCCH)= (TF0, TF0, TF0), (TF0, TF1, TF0), (TF0, TF2, TF0), (TF0, TF3, TF0), (TF0, TF4, TF0), (TF1, TF0, TF0), (TF1, TF1, TF0), (TF1, TF2, TF0), (TF1, TF3, TF0), (TF1, TF4, TF0), (TF0, TF0, TF1), (TF0, TF1, TF1), (TF0, TF2, TF1), (TF0, TF3, TF1), (TF0, TF4, TF1), (TF1, TF0, TF1), (TF1, TF1, TF1), (TF1, TF2, TF1), (TF1, TF3, TF1), (TF1, TF4, TF1)
NOTE:	In case TB size zero is configured for any transport channel, the first TFC is required; it is optional otherwise.

6.11.6.4.1.53.1.2 Physical channel parameters

DPCH Uplink	Midamble	1024 chips
	Codes and time slots	SF4 x 1 code x 2 timeslots
	Max. Number of data bits/radio frame	3 760 bits
	TFCl code word	16 bits
	TPC	2 bits
	Puncturing Limit	0.52 (alt. 0.48)

6.11.6.4.1.53.2 Downlink

See clause 6.11.6.4.1.52.2.

- 6.11.6.4.1.54 Void
- 6.11.6.4.1.55 Void
- 6.11.6.4.1.56 Interactive or background / UL:8 DL:8 kbps / PS RAB + Interactive or background / UL:8 DL:8 kbps / PS RAB + UL:3.4 DL:3.4 kbps SRBs for DCCH
- 6.11.6.4.1.56.1 Uplink
- 6.11.6.4.1.56.1.1 Transport channel parameters
- 6.11.6.4.1.56.1.1.1 Transport channel parameters for Interactive or background / UL:8 kbps / PS RAB + UL:8 kbps / PS RAB

Higher layer	RAB/Signalling RB	RAB	RAB	
RLC	Logical channel type	DTCH	DTCH	
	RLC mode	AM	AM	
	Payload sizes, bit	320 (alt. 128)	320 (alt.128)	
	Max data rate, bps	8 000	8 000	
	AMD PDU header, bit	16	16	
MAC	MAC header, bit	4	4	
	MAC multiplexing	2 logical channel multiplexing		
Layer 1	TrCH type	DCH		
	TB sizes, bit	340 (alt. 148)		
	TFS	TF0, bits	0x340 (alt. 0x148)	
		TF1, bits	1x340 (alt. 1x148)	
		TF2, bits	N/A (alt. 5x148)	
	TTI, ms	40 (alt. 80)		
	Coding type	TC		
	CRC, bit	16		
	Max number of bits/TTI after channel coding	1 080 (alt. 2 472)		
	Max number of bits/radio frame before rate matching	270 (alt. 309)		
RM attribute	135 to 175			

- 6.11.6.4.1.56.1.1.2 Transport channel parameters for UL:3.4 kbps SRBs for DCCH

See clause 6.11.6.4.1.2.1.1.1.

- 6.11.6.4.1.56.1.1.3 TFCS

TFCS size	4 (alt. 6)
TFCS	(8 kbps RAB + 8 kbps RAB, DCCH)= (TF0,TF0), (TF1,TF0), (TF0,TF1), (TF1,TF1) (alt. (TF0,TF0), (TF1,TF0), (TF2,TF0), (TF0,TF1), (TF1,TF1), (TF2,TF1))
NOTE:	In case TB size zero is configured for any transport channel the first TFC is required; it is optional otherwise.

- 6.11.6.4.1.56.1.2 Physical channel parameters

DPCH Uplink	Midamble	1024 chips
	Codes and time slots	SF32 x 1 code x 1 time slot
	Max. Number of data bits/radio frame	226 bits
	TFCI code word	16 bits
	TPC	2 bits
	Puncturing Limit	0.52 (alt. 0.48)
NOTE:	In case the first TFC in the TFCS is not configured, the TFCI code word will be 8 bits (alt. 16 bits).	

- 6.11.6.4.1.56.2 Downlink
- 6.11.6.4.1.56.2.1 Transport channel parameters
- 6.11.6.4.1.56.2.1.1 Transport channel parameters for Interactive or background / DL:8 kbps / PS RAB + DL:8 kbps / PS RAB

Higher layer	RAB/Signalling RB	RAB	RAB	
RLC	Logical channel type	DTCH	DTCH	
	RLC mode	AM	AM	
	Payload sizes, bit	320	320	
	Max data rate, bps	8 000	8 000	
	AMD PDU header, bit	16	16	
MAC	MAC header, bit	4	4	
	MAC multiplexing	2 logical channel multiplexing		
Layer 1	TrCH type	DCH		
	TB sizes, bit	340		
	TFS	TF0, bits	0x340	
		TF1, bits	1x340	
	TTI, ms	40		
	Coding type	TC		
	CRC, bit	16		
	Max number of bits/TTI after channel coding	1 080		
	Max number of bits/radio frame before rate matching	270		
	RM attribute	135 to 175		

- 6.11.6.4.1.56.2.1.2 Transport channel parameters for DL:3.4 kbps SRBs for DCCH

See clause 6.11.6.4.1.2.2.1.1.

- 6.11.6.4.1.56.2.1.3 TFCS

TFCS size	4
TFCS	(8 kbps RAB + 8 kbps RAB, DCCH)= (TF0,TF0), (TF1,TF0), (TF0,TF1), (TF1,TF1)
NOTE:	In case TB size zero is configured for any transport channel the first TFC is required; it is optional otherwise.

- 6.11.6.4.1.56.2.2 Physical channel parameters

DPCH Downlink	Midamble	1024 chips
	Codes and time slots	SF32 x 1 codes x 1 time slot
	Max. Number of data bits/radio frame	228 bits
	TFCI code word	16 bits
	Puncturing limit	0.56
NOTE:	In case the first TFC in the TFCS is not configured, the TFCI code word will be 8 bits.	

- 6.11.6.4.1.57 Interactive or background / UL:64 DL:64 kbps / PS RAB + Interactive or background / UL:64 DL:64 kbps / PS RAB + UL:3.4 DL:3.4 kbps SRBs for DCCH

- 6.11.6.4.1.57.1 Uplink

- 6.11.6.4.1.57.1.1 Transport channel parameters

- 6.11.6.4.1.57.1.1.1 Transport channel parameters for Interactive or background / UL:64 kbps / PS RAB + UL:64 kbps / PS RAB

See clause 6.11.6.4.1.38d.1.1.2.

- 6.11.6.4.1.57.1.1.2 Transport channel parameters for UL:3.4 kbps SRBs for DCCH

See clause 6.11.6.4.1.2.1.1.1.

- 6.11.6.4.1.57.1.1.3 TFCS

TFCS size	10
TFCS	(64 kbps RAB + 64 kbps RAB, DCCH)= (TF0,TF0), (TF1,TF0), (TF2,TF0), (TF3,TF0), (TF4,TF0), (TF0,TF1), (TF1,TF1), (TF2,TF1), (TF3,TF1), (TF4,TF1)
NOTE:	In case TB size zero is configured for any transport channel the first TFC is required; it is optional otherwise.

6.11.6.4.1.57.1.2 Physical channel parameters

DPCH Uplink	Midamble	512 chips
	Codes and time slots	SF4 x 1 code x 1 time slot
	Max. Number of data bits/radio frame	2 064 bits
	TFCI code word	16 bits
	TPC	2 bits
	Puncturing Limit	0.88 (alt. 0.76)

6.11.6.4.1.57.2 Downlink

6.11.6.4.1.57.2.1 Transport channel parameters

6.11.6.4.1.57.2.1.1 Transport channel parameters for Interactive or background / DL:64 kbps / PS RAB + DL:64 kbps / PS RAB

Higher layer	RAB/Signalling RB	RAB	RAB	
RLC	Logical channel type	DTCH	DTCH	
	RLC mode	AM	AM	
	Payload sizes, bit	320	320	
	Max data rate, bps	64 000	64 000	
	AMD PDU header, bit	16	16	
MAC	MAC header, bit	4	4	
	MAC multiplexing	2 logical channel multiplexing		
Layer 1	TrCH type	DCH		
	TB sizes, bit	340		
	TFS	TF0, bits	0x340	
		TF1, bits	1x340	
		TF2, bits	2x340	
		TF3, bits	3x340	
		TF4, bits	4x340	
	TTI, ms	20		
	Coding type	TC		
	CRC, bit	16		
	Max number of bits/TTI after channel coding	4 284		
	Max number of bits/radio frame before rate matching	2 142		
RM attribute	130 to 170			

6.11.6.4.1.57.2.1.2 Transport channel parameters for DL:3.4 kbps SRBs for DCCH

See clause 6.11.6.4.1.2.2.1.1.

6.11.6.4.1.57.2.1.3 TFCS

TFCS size	10
TFCS	(64 kbps RAB + 64 kbps RAB, DCCH)= (TF0,TF0), (TF1,TF0), (TF2,TF0), (TF3,TF0), (TF4,TF0), (TF0,TF1), (TF1,TF1), (TF2,TF1), (TF3,TF1), (TF4,TF1)
NOTE:	In case TB size zero is configured for any transport channel the first TFC is required; it is optional otherwise.

6.11.6.4.1.57.2.2 Physical channel parameters

DPCH Downlink	Midamble	512 chips
	Codes and time slots	SF32 x 5 codes x 1 time slot
	Max. Number of data bits/radio frame	1 364 bits
	TFCI code word	16 bits
	Puncturing limit	0.56

- 6.11.6.4.1.58 Streaming / unknown / UL:16 DL:64 kbps / PS RAB + Interactive or background / UL:8 DL:8 kbps / PS RAB + UL:3.4 DL:3.4 kbps SRBs for DCCH
- 6.11.6.4.1.58.1 Uplink
- 6.11.6.4.1.58.1.1 Transport channel parameters
- 6.11.6.4.1.58.1.1.1 Transport channel parameters for Streaming / unknown / UL:16 kbps / PS RAB

Higher layer	RAB/Signalling RB	RAB	
RLC	Logical channel type	DTCH	
	RLC mode	AM	
	Payload sizes, bit	320	
	Max data rate, bps	16 000	
	AMD PDU header, bit	16	
MAC	MAC header, bit	0	
	MAC multiplexing	N/A	
Layer 1	TrCH type	DCH	
	TB sizes, bit	336	
	TFS	TF0, bits	0x336
		TF1, bits	1x336
	TTI, ms	20	
	Coding type	TC	
	CRC, bit	16	
	Max number of bits/TTI after channel coding	1 068	
	Max number of bits/radio frame before rate matching	534	
	RM attribute	135 to 175	

- 6.11.6.4.1.58.1.1.2 Transport channel parameters for Interactive or background / UL:8 kbps / PS RAB

See clause 6.11.6.4.1.23a.1.1.1.

- 6.11.6.4.1.58.1.1.3 Transport channel parameters for UL:3.4 kbps SRBs for DCCH

See clause 6.11.6.4.1.2.1.1.1.

- 6.11.6.4.1.58.1.1.4 TFCS

TFCS size	8 (alt. 12)
TFCS	(16 kbps RAB, 8 kbps RAB, DCCH)= (TF0,TF0,TF0), (TF1,TF0,TF0), (TF0,TF1,TF0), (TF1,TF1,TF0), (TF0,TF0,TF1), (TF1,TF0,TF1), (TF0,TF1,TF1), (TF1,TF1,TF1) (alt. (TF0,TF0,TF0), (TF1,TF0,TF0), (TF0,TF1,TF0), (TF1,TF1,TF0), (TF0,TF2,TF0), (TF1,TF2,TF0), (TF0,TF0,TF1), (TF1,TF0,TF1), (TF0,TF1,TF1), (TF1,TF1,TF1), (TF0,TF2,TF1), (TF1,TF2,TF1))
NOTE:	In case TB size zero is configured for any transport channel the first TFC is required; it is optional otherwise.

- 6.11.6.4.1.58.1.2 Physical channel parameters

DPCH Uplink	Midamble	1024 chips
	Codes and time slots	SF16 x 1 code x 1 time slot + SF32 x 1code x 1 time slot
	Max. Number of data bits/radio frame	696 bits
	TFCI code word	16 bits
	TPC	2 bits
	Puncturing Limit	0.72 (alt. 0.68)

- 6.11.6.4.1.58.2 Downlink
- 6.11.6.4.1.58.2.1 Transport channel parameters
- 6.11.6.4.1.58.2.1.1 Transport channel parameters for Streaming / unknown / DL:64 kbps / PS RAB

Higher layer	RAB/Signalling RB	RAB	
RLC	Logical channel type	DTCH	
	RLC mode	AM	
	Payload sizes, bit	640	
	Max data rate, bps	64 000	
	AM PDU header, bit	16	
MAC	MAC header, bit	0	
	MAC multiplexing	N/A	
Layer 1	TrCH type	DCH	
	TB sizes, bit	656	
	TFS	TF0, bits	0x656
		TF1, bits	1x656
		TF2, bits	2x656
		TF3, bits	4x656
	TTI, ms	40	
	Coding type	TC	
	CRC, bit	16	
	Max number of bits/TTI after channel coding	8 076	
	Max number of bits/radio frame before rate matching	2 019	
RM attribute	125 to 165		

6.11.6.4.1.58.2.1.2 Transport channel parameters for Interactive or background / DL:8 kbps / PS RAB

See clause 6.11.6.4.1.23.2.1.1.

6.11.6.4.1.58.2.1.3 Transport channel parameters for DL:3.4 kbps SRBs for DCCH

See clause 6.11.6.4.1.2.2.1.1.

6.11.6.4.1.58.2.1.4 TFCS

TFCS size	16
TFCS	(64 kbps RAB, 8 kbps RAB, DCCH)= (TF0,TF0,TF0), (TF1,TF0,TF0), (TF2,TF0,TF0), (TF3,TF0,TF0), (TF0,TF1,TF0), (TF1,TF1,TF0), (TF2,TF1,TF0), (TF3,TF1,TF0), (TF0,TF0,TF1), (TF1,TF0,TF1), (TF2,TF0,TF1), (TF3,TF0,TF1), (TF0,TF1,TF1), (TF1,TF1,TF1), (TF2,TF1,TF1), (TF3,TF1,TF1)
NOTE:	In case TB size zero is configured for any transport channel the first TFC is required; it is optional otherwise.

6.11.6.4.1.58.2.2 Physical channel parameters

DPCH Downlink	Midamble	512 chips
	Codes and time slots	SF32 x 6 codes x 1 time slot
	Max. Number of data bits/radio frame	1 640 bits
	TFCI code word	16 bits
	Puncturing limit	0.64

6.11.6.4.1.59 Reserved for future use

6.11.6.4.1.60 Reserved for future use

6.11.6.4.1.61 Conversational / unknown / UL:8 DL:8 kbps / PS RAB + Interactive or Background / UL:8 DL:8 kbps / PS RAB + UL:3.4 DL:3.4 kbps SRBs for DCCH

6.11.6.4.1.61.1 Uplink

6.11.6.4.1.61.1.1 Transport channel parameters

6.11.6.4.1.61.1.1.1 Transport channel parameters for Conversational / unknown / UL:8 kbps / PS RAB

Higher layer	RAB/Signalling RB	RAB
RLC	Logical channel type	DTCH
	RLC mode	UM
	Payload sizes, bit	320

	Max data rate, bps	8 000	
	UMD PDU header, bit	8	
MAC	MAC header, bit	0	
	MAC multiplexing	N/A	
Layer 1	TrCH type	DCH	
	TB sizes, bit	328 (alt 0, 328)	
	TFS	TF0, bits	0x328 (alt 1x0) (note)
		TF1, bits	1x328
	TTI, ms	40	
	Coding type	TC	
	CRC, bit	16	
	Max number of bits/TTI after channel coding	1 044	
	Max number of bits/radio frame before rate matching	261	
RM attribute	135 to 175		
NOTE: In case of using this alternative, CRC parity bits are to be attached any time since number of TrBIs are 1 even if there is no data on the RAB (see clause 4.2.1.1 in 3GPP TS 25.222 [29]).			

6.11.6.4.1.61.1.1.2 Transport channel parameters for Interactive or Background / UL:8 kbps / PS RAB

See clause 6.11.6.4.1.23a.1.1.1.

6.11.6.4.1.61.1.1.3 Transport channel parameters for UL:3.4 kbps SRBs for DCCH

See clause 6.11.6.4.1.2.1.1.1.

6.11.6.4.1.61.1.1.4 TFCS

TFCS size	8 (alt. 12)
TFCS	(8 kbps Conversational RAB, 8 kbps I/B RAB, DCCH)= (TF0, TF0, TF0), (TF0, TF1, TF0), (TF0, TF0, TF1), (TF0, TF1, TF1), (TF1, TF0, TF0), (TF1, TF1, TF0), (TF1, TF0, TF1), (TF1, TF1, TF1) (alt. (TF0, TF0, TF0), (TF0, TF1, TF0), (TF0, TF2, TF0), (TF0, TF0, TF1), (TF0, TF1, TF1), (TF0, TF2, TF1), (TF1, TF0, TF0), (TF1, TF1, TF0), (TF1, TF2, TF0), (TF1, TF0, TF1), (TF1, TF1, TF1), (TF1, TF2, TF1))
NOTE: In case TB size zero is configured for any transport channel the first TFC is required; it is optional otherwise.	

6.11.6.4.1.61.1.2 Physical channel parameters

DPCH Uplink	Midamble	1024 chips
	Codes and time slots	SF16 x 1 code x 1 time slot
	Max. Number of data bits/radio frame	452 bits
	TFCI code word	16 bits
	TPC	2 bits
	Puncturing Limit	0.68 (alt. 0.64)

6.11.6.4.1.61.2 Downlink

6.11.6.4.1.61.2.1 Transport channel parameters

6.11.6.4.1.61.2.1.1 Transport channel parameters for Conversational / unknown / DL:8 kbps / PS RAB

Higher layer	RAB/Signalling RB	RAB
RLC	Logical channel type	DTCH
	RLC mode	UM
	Payload sizes, bit	320
	Max data rate, bps	8 000
	AMD PDU header, bit	8
MAC	MAC header, bit	0
	MAC multiplexing	N/A
Layer 1	TrCH type	DCH
	TB sizes, bit	328 (alt 0, 328)
	TFS	TF0, bits

	TF1, bits	1x328
	TTI, ms	40
	Coding type	TC
	CRC, bit	16
	Max number of bits/TTI after channel coding	1 044
	Max number of bits/radio frame before rate matching	261
	RM attribute	135 to 175
NOTE:	In case of using this alternative, CRC parity bits are to be attached any time since number of TrBlks are 1 even if there is no data on the RAB (see clause 4.2.1.1 in 3GPP TS 25.222 [29]).	

6.11.6.4.1.61.2.1.2 Transport channel parameters for Interactive or Background / DL:8 kbps / PS RAB

See clause 6.11.6.4.1.23.2.1.1.

6.11.6.4.1.61.2.1.3 Transport channel parameters for DL:3.4 kbps SRBs for DCCH

See clause 6.11.6.4.1.2.2.1.1.

6.11.6.4.1.61.2.1.4 TFCS

TFCS size	8
TFCS	(8 kbps Conversational RAB, 8 kbps I/B RAB, DCCH)= (TF0, TF0, TF0), (TF0, TF1, TF0), (TF0, TF0, TF1), (TF0, TF1, TF1), (TF1, TF0, TF0), (TF1, TF1, TF0), (TF1, TF0, TF1), (TF1, TF1, TF1)
NOTE:	In case TB size zero is configured for any transport channel the first TFC is required; it is optional otherwise.

6.11.6.4.1.61.2.2 Physical channel parameters

DPCH Downlink	Midamble	1024 chips
	Codes and time slots	SF32 x 2 codes x 1 time slot
	Max. Number of data bits/radio frame	472 bits
	TFCI code word	16 bits
	Puncturing limit	0.68

6.11.6.4.2 Combinations on PDSCH, SCCPCH, PUSCH and PRACH

6.11.6.4.2.1 Interactive or background / UL: 64 DL: 256 kbps / PS RAB + UL: 3.4/16.8 DL: 3.4/33.6 kbps SRBs for DCCH, CCCH and BCCH + UL: 16.8 DL: 16 kbps SRBs for SHCCH

6.11.6.4.2.1.1 Uplink

6.11.6.4.2.1.1.1 Transport channel parameters

6.11.6.4.2.1.1.1.1 Transport channel parameters for Interactive or background / UL: 64 kbps / PS RAB and UL SRB for SHCCH mapped on USCH

Higher layer	RAB/Signalling RB	RAB	SRB#5	
RLC	Logical channel type	DTCH	SHCCH	
	RLC mode	AM	TM	
	Payload sizes, bit	320 (alt. 128)	168	
	Max data rate, bps	64 000	16 800	
	AMD/TrD PDU header, bit	16	0	
MAC	MAC header, bit	1	1	
	MAC multiplexing	N/A	N/A	
Layer 1	TrCH type	USCH	USCH	
	TB sizes, bit	337 (alt. 145)	169	
	TFS	TF0, bits	0x337 (alt. 0x145)	0x169
		TF1, bits	1x337 (alt. 1x145)	1x169
		TF2, bits	2x337 (alt. 3x145)	N/A
		TF3, bits	3x337 (alt. 7x145)	N/A
		TF4, bits	4x337 (alt. 10x145)	N/A
	TTI, ms	20	10	
	Coding type	TC	CC 1/2	
	CRC, bit	16	16	

	Max number of bits/TTI after channel coding	4 248 (alt. 4 842)	386
	Max number of bits/radio frame before rate matching	2 124 (alt. 2 421)	386
	RM attribute	135 to 175	230 to 250

6.11.6.4.2.1.1.1.2 Transport channel parameters for UL: 3.4 Kbps SRBs for DCCH mapped on USCH

Higher layer	RAB/signalling RB User of Radio Bearer	SRB#1 RRC	SRB#2 RRC	SRB#3 NAS_DT High prio	SRB#4 NAS_DT Low prio
RLC	Logical channel type	DCCH	DCCH	DCCH	DCCH
	RLC mode	UM	AM	AM	AM
	Payload sizes, bit	136	128	128	128
	Max data rate, bps	3 400	3 200	3 200	3 200
	AMD/UMD PDU header, bit	8	16	16	16
MAC	MAC header, bit	5	5	5	5
	MAC multiplexing	4 logical channel multiplexing			
Layer 1	TrCH type	USCH			
	TB sizes, bit	149			
	TFS	TF0, bits	0x149		
		TF1, bits	1x149		
	TTI, ms	40			
	Coding type	CC 1/3			
	CRC, bit	16			
	Max number of bits/TTI before rate matching	519			
	Max number of bits/radio frame before rate matching	130			
	RM attribute	190 to 210			

6.11.6.4.2.1.1.1.3 TFCS for USCH

TFCS size	20
TFCS	(64 kbps RAB, SHCCH, SRBs for DCCH)= (TF0, TF0, TF0), (TF1, TF0, TF0), (TF2, TF0, TF0), (TF3, TF0, TF0), (TF4, TF0, TF0), (TF0, TF1, TF0), (TF1, TF1, TF0), (TF2, TF1, TF0), (TF3, TF1, TF0), (TF4, TF1, TF0), (TF0, TF0, TF1), (TF1, TF0, TF1), (TF2, TF0, TF1), (TF3, TF0, TF1), (TF4, TF0, TF1), (TF0, TF1, TF1), (TF1, TF1, TF1), (TF2, TF1, TF1), (TF3, TF1, TF1), (TF4, TF1, TF1)

6.11.6.4.2.1.1.1.4 Transport channel parameters for SRB for CCCH and UL SRBs for DCCH and UL SRB for SHCCH mapped on RACH

6.11.6.4.2.1.1.1.4.1 RACH transport channel configuration without DTCH

Higher layer	RAB/signalling RB User of Radio Bearer	SRB#0 RRC	SRB#1 RRC	SRB#2 RRC	SRB#3 NAS_DT High prio	SRB#4 NAS_DT Low prio	SRB#5 RRC
RLC	Logical channel type	CCCH	DCCH	DCCH	DCCH	DCCH	SHCCH
	RLC mode	TM	UM	AM	AM	AM	TM
	Payload sizes, bit	168	136	128	128	128	168
	Max data rate, bps	16 800	13 600	12 800	12 800	12 800	16 800
	AMD/UMD/TrD PDU header, bit	0	8	16	16	16	0
MAC	MAC header, bit	2	26	26	26	26	2
	MAC multiplexing	6 logical channel multiplexing					
Layer 1	TrCH type	RACH					
	TB sizes, bit	170					
	TFS TF0, bits	1x170					
	TTI, ms	10					
	Coding type	CC 1/2					
	CRC, bit	16					
	Max number of bits/TTI after channel coding	388					
	Max number of bits/radio frame before rate matching	388					

6.11.6.4.2.1.1.4.2 RACH transport channel configuration with DTCH

Higher layer	RAB/signalling RB	RAB	SRB#0	SRB#1	SRB#2	SRB#3	SRB#4	SRB#5
	User of Radio Bearer	Interactive/ Background RAB	RRC	RRC	RRC	NAS_DT High prio	NAS_DT Low prio	RRC
RLC	Logical channel type	DTCH	CCCH	DCCH	DCCH	DCCH	DCCH	SHCCH
	RLC mode	AM	TM	UM	AM	AM	AM	TM
	Payload sizes, bit	128	168	136	128	128	128	168
	Max data rate, bps	12 800	16 800	13 600	12 800	12 800	12 800	16 800
	AMD/UMD/TrD PDU header, bit	16	0	8	16	16	16	0
MAC	MAC header, bit	26	2	26	26	26	26	2
	MAC multiplexing	7 logical channel multiplexing						
Layer 1	TrCH type	RACH						
	TB sizes, bit	170						
	TFS	TF0, bits	1x170					
	TTI, ms	10						
	Coding type	CC 1/2						
	CRC, bit	16						
	Max number of bits/TTI after channel coding	388						
	Max number of bits/radio frame before rate matching	388						

6.11.6.4.2.1.1.2 Physical channel parameters

6.11.6.4.2.1.1.2.1 Physical channel parameters for PUSCH

PUSCH	Midamble	1024 chips
	Codes and time slots	SF4 x 1 code x 1 time slot
	Max. Number of data bits/radio frame	1 808 bits
	TFCI code word	16 bits
	TPC	2 bits
	Puncturing Limit	0.60 (alt. 0.56)

6.11.6.4.2.1.1.2.2 Physical channel parameters for PRACH

PRACH	Midamble	1024 chips
	Codes and time slots	SF16 (alt. SF32) x 1 code x 1 time slot
	Max. Number of data bits/radio frame	464 (alt. 232)
	Puncturing Limit	1 (alt. 0.56)

6.11.6.4.2.1.2 Downlink

6.11.6.4.2.1.2.1 Transport channel parameters

6.11.6.4.2.1.2.1.1 Transport channel parameters for Interactive or background / DL: 256 kbps / PS RAB and DL SRB for SHCCH mapped on DSCH

Higher layer	RAB/Signalling RB	RAB	SRB#5
RLC	Logical channel type	DTCH	SHCCH
	RLC mode	AM	UM
	Payload sizes, bit	320	160
	Max data rate, bps	256 000	16 000
	AMD/UMD PDU header, bit	16	8
MAC	MAC header, bit	1	1
	MAC multiplexing	N/A	N/A
Layer 1	TrCH type	DSCH	DSCH
	TB sizes, bit	337	169

	TFS	TF0, bits	0x337	0x169
		TF1, bits	1x337	1x169
		TF2, bits	2x337	N/A
		TF3, bits	4x337	N/A
		TF4, bits	8x337	N/A
		TF5, bits	N/A (alt. 12x337)	N/A
		TF6, bits	N/A (alt. 16x337)	N/A
	TTI, ms	10 (alt. 20)	10	
	Coding type	TC	CC 1/2	
	CRC, bit	16	16	
	Max number of bits/TTI after channel coding	8 484 (alt. 16 968)	386	
	Downlink: Max number of bits/radio frame before rate matching	8 484 (alt. 8 484)	386	
	RM attribute	135 to 175	230 to 250	

6.11.6.4.2.1.2.1.2 Transport channel parameters for DL: 3.4 Kbps SRBs for DCCH mapped on DSCH

Higher layer	RAB/signalling RB User of Radio Bearer	SRB#1 RRC	SRB#2 RRC	SRB#3 NAS_DT High prio	SRB#4 NAS_DT Low prio	
RLC	Logical channel type	DCCH	DCCH	DCCH	DCCH	
	RLC mode	UM	AM	AM	AM	
	Payload sizes, bit	136	128	128	128	
	Max data rate, bps	3 400	3 200	3 200	3 200	
	AMD/UMD PDU header, bit	8	16	16	16	
MAC	MAC header, bit	5	5	5	5	
	MAC multiplexing	4 logical channel multiplexing				
Layer 1	TrCH type	DSCH				
	TB sizes, bit	149				
	TFS	TF0, bits	0x149			
		TF1, bits	1x149			
	TTI, ms	40				
	Coding type	CC 1/3				
	CRC, bit	16				
	Max number of bits/TTI before rate matching	519				
	Max number of bits/radio frame before rate matching	130				
	RM attribute	155 to 165				

6.11.6.4.2.1.2.1.3 TFCS for DSCH

TFCS size	20 (alt. 28)
TFCS	(256 kbps RAB, SHCCH, SRB for DCCH)= (TF0, TF0, TF0), (TF1, TF0, TF0), (TF2, TF0, TF0), (TF3, TF0, TF0), (TF4, TF0, TF0), (TF0, TF1, TF0), (TF1, TF1, TF0), (TF2, TF1, TF0), (TF3, TF1, TF0), (TF4, TF1, TF0), (TF0, TF0, TF1), (TF1, TF0, TF1), (TF2, TF0, TF1), (TF3, TF0, TF1), (TF4, TF0, TF1), (TF0, TF1, TF1), (TF1, TF1, TF1), (TF2, TF1, TF1), (TF3, TF1, TF1), (TF4, TF1, TF1) (alt. (TF0, TF0, TF0), (TF1, TF0, TF0), (TF2, TF0, TF0), (TF3, TF0, TF0), (TF4, TF0, TF0), (TF5, TF0, TF0), (TF6, TF0, TF0), (TF0, TF1, TF0), (TF1, TF1, TF0), (TF2, TF1, TF0), (TF3, TF1, TF0), (TF4, TF1, TF0), (TF5, TF1, TF0), (TF6, TF1, TF0), (TF0, TF0, TF1), (TF1, TF0, TF1), (TF2, TF0, TF1), (TF3, TF0, TF1), (TF4, TF0, TF1), (TF5, TF0, TF1), (TF6, TF0, TF1), (TF0, TF1, TF1), (TF1, TF1, TF1), (TF2, TF1, TF1), (TF3, TF1, TF1), (TF4, TF1, TF1), (TF5, TF1, TF1), (TF6, TF1, TF1))

6.11.6.4.2.1.2.1.4 Transport channel parameters for DL SRBs for DCCH and SRB for CCCH and SRB for BCCH and DL SRB for SHCCH mapped on FACH

6.11.6.4.2.1.2.1.4.1 FACH transport channel configuration without DTCH

Higher layer	RAB/signalling RB	SRB#0	SRB#1	SRB#2	SRB#3	SRB#4	SRB#5	SRB#6	
	User of Radio Bearer	RRC	RRC	RRC	NAS_DT High prio	NAS_DT Low prio	RRC	RRC	
RLC	Logical channel type	CCCH	DCCH	DCCH	DCCH	DCCH	SHCCH	BCCH	
	RLC mode	UM	UM	AM	AM	AM	UM	TM	
	Payload sizes, bit	160	136 or 120 (note)	128	128	128	160	168	
	Max data rate, bps	32 000 (alt. 16 000)	27 200 or 24 000 (alt. 13 600 or 12 000)	25 600 (alt. 12 800)	25 600 (alt. 12 800)	25 600 (alt. 12 800)	32 000 (alt. 16 000)	33 600 (alt. 16 800)	
	AMD/UMD/TrD PDU header, bit	8	8	16	16	16	8	0	
MAC	MAC header, bit	3	27 or 43	27	27	27	3	3	
	MAC multiplexing	7 logical channel multiplexing							
Layer 1	TrCH type	FACH							
	TB sizes, bit	171							
	TFS	TF0, bits	0x171						
		TF1, bits	1x171						
		TF2, bits	2x171						
		TF3, bits	3x171(alt. N/A)						
		TF4, bits	4x171(alt. N/A)						
	TTI, ms	20							
	Coding type	TC							
	CRC, bit	16							
	Max number of bits/TTI after channel coding	2 256 (alt. 1 134)							
Max number of bits/radio frame before rate matching	1 128 (alt. 567)								
NOTE: MAC header size and RLC payload size depend on use of U-RNTI or C-RNTI.									

6.11.6.4.2.1.2.1.4.2 FACH transport channel configuration with DTCH

Higher layer	RAB/signalling RB	RAB	SRB#0	SRB#1	SRB#2	SRB#3	SRB#4	SRB#5	SRB#6	
	User of Radio Bearer	Interactive/ Background RAB	RRC	RRC	RRC	NAS_DT High prio	NAS_DT Low prio	RRC	RRC	
RLC	Logical channel type	DTCH	CCCH	DCCH	DCCH	DCCH	DCCH	SHCCH	BCCH	
	RLC mode	AM	UM	UM	AM	AM	AM	UM	TM	
	Payload sizes, bit	320	160	136 or 120 (note)	128	128	128	160	168	
	Max data rate, bps	32 000 (alt. 16 000)	32 000 (alt. 16 000)	27 200 or 24 000 (alt. 13 600 or 12 000)	25 600 (alt. 12 800)	25 600 (alt. 12 800)	25 600 (alt. 12 800)	32 000 (alt. 16 000)	33 600 (alt. 16 800)	
	AMD/UMD/TrD PDU header, bit	16	8	8	16	16	16	8	0	
MAC	MAC header, bit	27	3	27 or 43	27	27	27	3	3	
	MAC multiplexing	8 logical channel multiplexing								
Layer 1	TrCH type	FACH								
	TB sizes, bit	171, 363								
	TFS	TF0, bits	0x171							
		TF1, bits	1x171							
		TF2, bits	2x171							
		TF3, bits	1x363							
		TF4, bits	3x171 (alt N/A)							
		TF5, bits	4x171 (alt. N/A)							
		TF6, bits	2x363 (alt. N/A)							
	TTI, ms	20								
	Coding type	TC								
	CRC, bit	16								
	Max number of bits/TTI after channel coding	2 286 (alt. 1 149)								
Max number of bits/radio frame before rate matching	1 143 (alt. 575)									
NOTE: MAC header size and RLC payload size depend on use of U-RNTI or C-RNTI.										

6.11.6.4.2.1.2.1.5 TFCS for FACH

6.11.6.4.2.1.2.1.5.1 TFCS for FACH transport channel configuration without DTCH

TFCS size	5 (alt. 3)
TFCS	FACH = (TF0), (TF1), (TF2), (TF3), (TF4) (alt. FACH = (TF0), (TF1), (TF2))

6.11.6.4.2.1.2.1.5.2 TFCS for FACH transport channel configuration with DTCH

TFCS size	7 (alt. 4)
TFCS	FACH = (TF0), (TF1), (TF2), (TF3), (TF4), (TF5), (TF6) (alt. FACH = (TF0), (TF1), (TF2), (TF3))

6.11.6.4.2.1.2.2 Physical channel parameters

6.11.6.4.2.1.2.2.1 Physical channel parameters for PDSCH

PDSCH	Midamble	512 chips
	Codes and time slots	SF32 x 8 codes x 2 time slots
	Max. Number of data bits/radio frame	4 400 bits
	TFCI code word	16 bits
	Puncturing Limit	0.44

6.11.6.4.2.1.2.2.2 Physical channel parameters for SCCPCH

6.11.6.4.2.1.2.2.2.1 Physical channel parameters for SCCPCH without DTCH

SCCPCH	Midamble	1024 chips
	Codes and time slots	SF32 x 5 codes x 1 time slot (alt. SF32 x 2 codes x 1 time slot)
	Max. Number of data bits/radio frame	1 204 bits (alt. 480 bits)
	TFCI code word	16 bits (alt. 8 bits)
	Puncturing Limit	1 (alt. 0.84)

6.11.6.4.2.1.2.2.2.2 Physical channel parameters for SCCPCH with DTCH

SCCPCH	Midamble	1024 chips
	Codes and time slots	SF32 x 5 codes x 1 time slot (alt. SF32 x 2 codes x 1 time slot)
	Max. Number of data bits/radio frame	1 204 bits (alt. 472 bits)
	TFCI code word	16 bits
	Puncturing Limit	1 (alt. 0.80)

6.11.6.4.2.2 Interactive or background / UL: 64 DL: 384 kbps / PS RAB + UL: 3.4/16.8 DL: 3.4/33.6 kbps SRBs for DCCH, CCCH and BCCH+ UL: 16.8 DL: 16 kbps SRBs for SHCCH

6.11.6.4.2.2.1 Uplink

See clause 6.11.6.4.2.1.1.

6.11.6.4.2.2.2 Downlink

6.11.6.4.2.2.2.1 Transport channel parameters

6.11.6.4.2.2.2.1.1 Transport channel parameters for Interactive or background / DL: 384 kbps / PS RAB and DL SRB for SHCCH mapped on DSCH

Higher layer	RAB/Signalling RB	RAB	SRB#5
RLC	Logical channel type	DTCH	SHCCH
	RLC mode	AM	UM
	Payload sizes, bit	320	160
	Max data rate, bps	384 000	16 000
	AMD/UMD PDU header, bit	16	8

MAC	MAC header, bit	1	1	
	MAC multiplexing	N/A	N/A	
Layer 1	TrCH type	DSCH	DSCH	
	TB sizes, bit	337	169	
	TFS	TF0, bits	0x337	0x169
		TF1, bits	1x337	1x169
		TF2, bits	2x337	N/A
		TF3, bits	4x337	N/A
		TF4, bits	8x337	N/A
		TF5, bits	12x337	N/A
		TF6, bits	N/A (alt. 16x337)	N/A
		TF7, bits	N/A (alt. 20x337)	N/A
	TF8, bits	N/A (alt. 24x337)	N/A	
	TTI, ms	10 (alt. 20)	10	
	Coding type	TC	CC 1/2	
	CRC, bit	16	16	
Max number of bits/TTI after channel coding	12 720 (alt. 25 440)	386		
Downlink: Max number of bits/radio frame before rate matching	12 720 (alt. 12 720)	386		
RM attribute	135 to 175	230 to 250		

6.11.6.4.2.2.1.2 Transport channel parameters for DL: 3.4 Kbps SRBs for DCCH mapped on DSCH

See clause 6.11.6.4.2.1.2.1.2.

6.11.6.4.2.2.1.3 TFCS for DSCH

TFCS size	24 (alt. 36)
TFCS	(384 kbps RAB, SHCCH, SRBs for DCCH)= (TF0, TF0, TF0), (TF1, TF0, TF0), (TF2, TF0, TF0), (TF3, TF0, TF0), (TF4, TF0, TF0), (TF5, TF0, TF0), (TF0, TF1, TF0), (TF1, TF1, TF0), (TF2, TF1, TF0), (TF3, TF1, TF0), (TF4, TF1, TF0), (TF5, TF1, TF0), (TF0, TF0, TF1), (TF1, TF0, TF1), (TF2, TF0, TF1), (TF3, TF0, TF1), (TF4, TF0, TF1), (TF5, TF0, TF1), (TF0, TF1, TF1), (TF1, TF1, TF1), (TF2, TF1, TF1), (TF3, TF1, TF1), (TF4, TF1, TF1), (TF5, TF1, TF1) (alt. (TF0, TF0, TF0), (TF1, TF0, TF0), (TF2, TF0, TF0), (TF3, TF0, TF0), (TF4, TF0, TF0), (TF5, TF0, TF0), (TF6, TF0, TF0), (TF7, TF0, TF0), (TF8, TF0, TF0), (TF0, TF1, TF0), (TF1, TF1, TF0), (TF2, TF1, TF0), (TF3, TF1, TF0), (TF4, TF1, TF0), (TF5, TF1, TF0), (TF6, TF1, TF0), (TF7, TF1, TF0), (TF8, TF1, TF0), (TF0, TF0, TF1), (TF1, TF0, TF1), (TF2, TF0, TF1), (TF3, TF0, TF1), (TF4, TF0, TF1), (TF5, TF0, TF1), (TF6, TF0, TF1), (TF7, TF0, TF1), (TF8, TF0, TF1), (TF0, TF1, TF1), (TF1, TF1, TF1), (TF2, TF1, TF1), (TF3, TF1, TF1), (TF4, TF1, TF1), (TF5, TF1, TF1), (TF6, TF1, TF1), (TF7, TF1, TF1), (TF8, TF1, TF1))

6.11.6.4.2.2.1.4 Transport channel parameters for DL SRBs for DCCH and SRB for CCCH and SRB for BCCH and DL SRB for SHCCH mapped on FACH (with & without DTCH)

See clause 6.11.6.4.2.1.2.1.4.

6.11.6.4.2.2.1.5 TFCS for FACH

See clause 6.11.6.4.2.1.2.1.5.

6.11.6.4.2.2.2 Physical channel parameters

6.11.6.4.2.2.2.1 Physical channel parameters for PDSCH

PDSCH	Midamble	512 chips
	Codes and time slots	SF32 x 8 codes x 3 time slots
	Max. Number of data bits/radio frame	6 608 bits (alt. 6 592 bits)
	TFCI code word	16 bits (alt. 32 bits)
	Puncturing Limit	0.48

6.11.6.4.2.2.2.2 Physical channel parameters for SCCPCH

See clause 6.11.6.4.2.1.2.2.2.

6.11.6.4.2.3 Interactive or background / UL: 64 DL: 2 048 kbps / PS RAB + UL: 3.4/16.8 DL: 3.4/33.6 kbps SRBs for DCCH, CCCH and BCCH + UL: 16.8 DL: 16 kbps SRBs for SHCCH

6.11.6.4.2.3.1 Uplink

See clause 6.11.6.4.2.1.1.

6.11.6.4.2.3.2 Downlink

6.11.6.4.2.3.2.1 Transport channel parameters

6.11.6.4.2.3.2.1.1 Transport channel parameters for Interactive or background / DL: 2 048 kbps / PS RAB and DL SRB for SHCCH mapped on DSCH

Higher layer	RAB/Signalling RB	RAB	SRB#5	
RLC	Logical channel type	DTCH	SHCCH	
	RLC mode	AM	UM	
	Payload sizes, bit	640	160	
	Max data rate, bps	2 048 000	16 000	
	AMD/UMD PDU header, bit	16	8	
MAC	MAC header, bit	1	1	
	MAC multiplexing	N/A	N/A	
Layer 1	TrCH type	DSCH	DSCH	
	TB sizes, bit	657	169	
	TFS	TF0, bits	0x657	0x169
		TF1, bits	1x657	1x169
		TF2, bits	2x657	N/A
		TF3, bits	4x657	N/A
		TF4, bits	8x657	N/A
		TF5, bits	12x657	N/A
		TF6, bits	16x657	N/A
		TF7, bits	20x657	N/A
		TF8, bits	24x657	N/A
		TF9, bits	28x657	N/A
		TF10, bits	30x657 (alt. 32x657)	N/A
		TF11, bits	N/A (alt. 36x657)	N/A
		TF12, bits	N/A (alt. 40x657)	N/A
		TF13, bits	N/A (alt. 44x657)	N/A
		TF14, bits	N/A (alt. 48x657)	N/A
		TF15, bits	N/A (alt. 52x657)	N/A
		TF16, bits	N/A (alt. 56x657)	N/A
		TF17, bits	N/A (alt. 60x657)	N/A
	TF18, bits	N/A (alt. 64x657)	N/A	
	TTI, ms	10 (alt. 20)	10	
	Coding type	TC	CC 1/2	
CRC, bit	16	16		
Max number of bits/TTI after channel coding	60 624 (alt. 129 330)	386		
Downlink: Max number of bits/radio frame before rate matching	60 624 (alt. 64 665)	386		
RM attribute	135 to 175	230 to 250		

6.11.6.4.2.3.2.1.2 Transport channel parameters for DL: 3.4 Kbps SRBs for DCCH mapped on DSCH

See clause 6.11.6.4.2.1.2.1.2.

6.11.6.4.2.3.2.1.3 TFCS for DSCH

TFCS size	41 (alt.76)
TFCS	(2 048 kbps RAB, SHCCH, SRBs for DCCH)= (TF0, TF0, TF0), (TF1, TF0, TF0), (TF2, TF0, TF0), (TF3, TF0, TF0), (TF4, TF0, TF0), (TF5, TF0, TF0), (TF6, TF0, TF0), (TF7, TF0, TF0), (TF8, TF0, TF0), (TF9, TF0, TF0), (TF10, TF0, TF0), (TF0, TF1, TF0), (TF1, TF1, TF0), (TF2, TF1, TF0), (TF3, TF1, TF0), (TF4, TF1, TF0), (TF5, TF1, TF0), (TF6, TF1, TF0), (TF7, TF1, TF0), (TF8, TF1, TF0), (TF9, TF1, TF0), (TF0, TF0, TF1), (TF1, TF0, TF1), (TF2, TF0, TF1), (TF3, TF0, TF1), (TF4, TF0, TF1),

(TF5, TF0, TF1), (TF6, TF0, TF1), (TF7, TF0, TF1), (TF8, TF0, TF1), (TF9, TF0, TF1), (TF0, TF1, TF1), (TF1, TF1, TF1), (TF2, TF1, TF1), (TF3, TF1, TF1), (TF4, TF1, TF1), (TF5, TF1, TF1), (TF6, TF1, TF1), (TF7, TF1, TF1), (TF8, TF1, TF1), (TF9, TF1, TF1) (alt. (TF0, TF0, TF0), (TF1, TF0, TF0), (TF2, TF0, TF0), (TF3, TF0, TF0), (TF4, TF0, TF0), (TF5, TF0, TF0), (TF6, TF0, TF0), (TF7, TF0, TF0), (TF8, TF0, TF0), (TF9, TF0, TF0), (TF10, TF0, TF0),(TF11, TF0, TF0), (TF12, TF0, TF0), (TF13, TF0, TF0), (TF14, TF0, TF0), (TF15, TF0, TF0), (TF16, TF0, TF0), (TF17, TF0, TF0), (TF18, TF0, TF0), (TF0, TF1, TF0), (TF1, TF1, TF0), (TF2, TF1, TF0), (TF3, TF1, TF0), (TF4, TF1, TF0), (TF5, TF1, TF0), (TF6, TF1, TF0), (TF7, TF1, TF0), (TF8, TF1, TF0), (TF9, TF1, TF0), (TF10, TF1, TF0),(TF11, TF1, TF0), (TF12, TF1, TF0), (TF13, TF1, TF0), (TF14, TF1, TF0), (TF15, TF1, TF0), (TF16, TF1, TF0), (TF17, TF1, TF0), (TF18, TF1, TF0), (TF0, TF0, TF1), (TF1, TF0, TF1), (TF2, TF0, TF1), (TF3, TF0, TF1), (TF4, TF0, TF1), (TF5, TF0, TF1), (TF6, TF0, TF1), (TF7, TF0, TF1), (TF8, TF0, TF1), (TF9, TF0, TF1), (TF10, TF0, TF1), (TF11, TF0, TF1), (TF12, TF0, TF1), (TF13, TF0, TF1), (TF14, TF0, TF1), (TF15, TF0, TF1), (TF16, TF0, TF1), (TF17, TF0, TF1), (TF18, TF0, TF1), (TF0, TF1, TF1), (TF1, TF1, TF1), (TF2, TF1, TF1), (TF3, TF1, TF1), (TF4, TF1, TF1), (TF5, TF1, TF1), (TF6, TF1, TF1), (TF7, TF1, TF1), (TF8, TF1, TF1), (TF9, TF1, TF1), (TF10, TF1, TF1),(TF11, TF1, TF1), (TF12, TF1, TF1), (TF13, TF1, TF1), (TF14, TF1, TF1), (TF15, TF1, TF1), (TF16, TF1, TF1), (TF17, TF1, TF1), (TF18, TF1, TF1))
--

6.11.6.4.2.3.2.1.4 Transport channel parameters for DL SRBs for DCCH and SRB for CCCH and SRB for BCCH and DL SRB for SHCCH mapped on FACH

See clause 6.11.6.4.2.1.2.1.4.1.

6.11.6.4.2.3.2.1.5 TFCS for FACH

See clause 6.11.6.4.2.1.2.1.45.1.

6.11.6.4.2.3.2.2 Physical channel parameters

6.11.6.4.2.3.2.2.1 Physical channel parameters for PDSCH

PDSCH	Midamble	512 chips
	Codes and time slots	SF32 x 12 codes x 11 time slots
	Max. Number of data bits/radio frame	36 400 bits
	TFCI code word	32 bits
	Puncturing Limit	0.56 (alt. 0.52)

6.11.6.4.2.3.2.2.2 Physical channel parameters for SCCPCH

See clause 6.11.6.4.2.1.2.2.2.1.

6.11.6.4.2.4 Interactive or background / UL: 384 DL: 2 048 kbps / PS RAB + UL: 3.4/16.8 DL: 3.4/33.6 kbps SRBs for DCCH, CCCH and BCCH + UL: 16.8 DL: 16 kbps SRBs for SHCCH

6.11.6.4.2.4.1 Uplink

6.11.6.4.2.4.1.1 Transport channel parameters

6.11.6.4.2.4.1.1.1 Transport channel parameters for Interactive or background / UL:384 kbps / PS RAB

Higher layer	RAB/Signalling RB	RAB	SRB#5	
RLC	Logical channel type	DTCH	SHCCH	
	RLC mode	AM	TM	
	Payload sizes, bit	320 (alt. 128)	168	
	Max data rate, bps	384 000	16 800	
	AMD/TrD PDU header, bit	16	0	
MAC	MAC header, bit	1	1	
	MAC multiplexing	N/A	N/A	
Layer 1	TrCH type	USCH	USCH	
	TB sizes, bit	337 (alt. 145)	169	
	TFS	TF0, bits	0x337 (alt. 0x145)	0x169
		TF1, bits	1x337 (alt. 1x145)	1x169

	TF2, bits	2x337 (alt. 5x145)	N/A
	TF3, bits	4x337 (alt. 10x145)	N/A
	TF4, bits	8x337 (alt. 20x145)	N/A
	TF5, bits	12x337 (alt. 30x145)	N/A
	TF6, bits	16x337 (alt. 40x145)	N/A
	TF7, bits	20x337 (alt. 50x145)	N/A
	TF8, bits	24x337 (alt. 60x145)	N/A
	TTI, ms	20	10
	Coding type	TC	CC 1/2
	CRC, bit	16	16
	Max number of bits/TTI after channel coding	25 440 (alt. 29 004)	386
	Max number of bits/radio frame before rate matching	12 720 (alt. 14 502)	386
	RM attribute	135 to 175	230 to 250

6.11.6.4.2.4.1.1.2 Transport channel parameters for UL: 3.4 Kbps SRBs for DCCH mapped on USCH

See clause 6.11.6.4.2.1.1.1.2.

6.11.6.4.2.4.1.1.3 TFCS for USCH

TFCS size	36
TFCS	(384 kbps RAB, SHCCH, SRBs for DCCH)= (TF0, TF0, TF0), (TF1, TF0, TF0), (TF2, TF0, TF0), (TF3, TF0, TF0), (TF4, TF0, TF0), (TF5, TF0, TF0), (TF6, TF0, TF0), (TF7, TF0, TF0), (TF8, TF0, TF0), (TF0, TF1, TF0), (TF1, TF1, TF0), (TF2, TF1, TF0), (TF3, TF1, TF0), (TF4, TF1, TF0), (TF5, TF1, TF0), (TF6, TF1, TF0), (TF7, TF1, TF0), (TF8, TF1, TF0), (TF0, TF0, TF1), (TF1, TF0, TF1), (TF2, TF0, TF1), (TF3, TF0, TF1), (TF4, TF0, TF1), (TF5, TF0, TF1), (TF6, TF0, TF1), (TF7, TF0, TF1), (TF8, TF0, TF1) (TF0, TF1, TF1), (TF1, TF1, TF1), (TF2, TF1, TF1), (TF3, TF1, TF1), (TF4, TF1, TF1), (TF5, TF1, TF1), (TF6, TF1, TF1), (TF7, TF1, TF1), (TF8, TF1, TF1)

6.11.6.4.2.4.1.1.4 Transport channel parameters for SRB for CCCH and UL SRBs for DCCH and UL SRB for SHCCH mapped on RACH

See clause 6.11.6.4.2.1.1.1.4.

6.11.6.4.2.4.1.2 Physical channel parameters

6.11.6.4.2.4.1.2.1 Physical channel parameters for PUSCH

PUSCH	Midamble	1024 chips
	Codes and time slots	SF2 x 1 code x 2 time slots
	Max. Number of data bits/radio frame	7 264 bits
	TFCI code word	32 bits
	TPC	2 bits
	Puncturing Limit	0.52 (alt. 0.44)

6.11.6.4.2.4.1.2.2 Physical channel parameters for PRACH

See clause 6.11.6.4.2.1.1.2.2.

6.11.6.4.2.4.2 Downlink

6.11.6.4.2.4.2.1 Transport channel parameters

See clause 6.11.6.4.2.3.2.1.

6.11.6.4.2.4.2.2 Physical channel parameters

6.11.6.4.2.4.2.2.1 Physical channel parameters for PDSCH

PDSCH	Midamble	512 chips
-------	----------	-----------

	Codes and time slots	SF1 x 1 codes x 4 time slots
	Max. Number of data bits/radio frame	35 296 bits
	TFCI code word	32 bits
	Puncturing Limit	0.56 (alt. 0.52)

6.11.6.4.2.4.2.2 Physical channel parameters for SCCPCH

See clause 6.11.6.4.2.1.2.2.2.1.

6.11.6.4.3 Combinations on PDSCH, SCCPCH, DPCH, PUSCH and PRACH

6.11.6.4.3.1 Conversational / speech / UL:12.2 DL:12.2 kbps / CS RAB + UL:3.4 DL:3.4 kbps
SRBs for DCCH + Interactive or background / UL: 64 DL: 256 kbps / PS RAB + UL:
16.8 kbps SRBs for CCCH and SHCCH+ DL: 33.6 kbps SRBs for CCCH SHCCH and
BCCH

6.11.6.4.3.1.1 Uplink

6.11.6.4.3.1.1.1 Transport channel parameters

6.11.6.4.3.1.1.1.1 Transport channel parameters for Conversational / speech / UL:12.2 / CS RAB

See clause 6.11.6.4.1.4.1.1.1.

6.11.6.4.3.1.1.1.2 Transport channel parameters for UL SRBs for DCCH

See clause 6.11.6.4.1.2.1.1.1.

6.11.6.4.3.1.1.1.3 TFCS for DCH

See clause 6.11.6.4.1.4.1.1.3.

6.11.6.4.3.1.1.1.4 Transport channel parameters for Interactive or background / UL: 64 kbps / PS RAB
and UL SRB for SHCCH mapped on USCH

See clause 6.11.6.4.2.1.1.1.1.

6.11.6.4.3.1.1.1.5 TFCS for USCH

TFCS size	10
TFCS	(64 kbps RAB, SHCCH)= (TF0, TF0), (TF1, TF0), (TF2, TF0), (TF3, TF0), (TF4, TF0), (TF0, TF1), (TF1, TF1), (TF2, TF1), (TF3, TF1), (TF4, TF1)

6.11.6.4.3.1.1.1.6 Transport channel parameters for SRB for CCCH and UL SRB for SHCCH mapped on
RACH

Higher layer	RAB/signalling RB	SRB#0	SRB#5
	User of Radio Bearer	RRC	RRC
RLC	Logical channel type	CCCH	SHCCH
	RLC mode	TM	TM
	Payload sizes, bit	168	168
	Max data rate, bps	16 800	16 800
	TrD PDU header, bit	0	0
MAC	MAC header, bit	2	2
	MAC multiplexing	2 logical channel multiplexing	
Layer 1	TrCH type	RACH	
	TB sizes, bit	170	
	TFS	TF0, bits	
	TTI, ms	10	
	Coding type	CC 1/2	
	CRC, bit	16	
	Max number of bits/TTI after channel coding	388	
	Max number of bits/radio frame before rate matching	388	

6.11.6.4.3.1.1.2 Physical channel parameters

6.11.6.4.3.1.1.2.1 Physical channel parameters for DPCH

See clause 6.11.6.4.1.4.1.2.

6.11.6.4.3.1.1.2.2 Physical channel parameters for PUSCH

PUSCH	Midamble	1024 chips
	Codes and time slots	SF4 x 1 code x 1 time slot
	Max. Number of data bits/radio frame	1 808 bits
	TFCI code word	16 bits
	TPC	2 bits
	Puncturing Limit	0.76 (alt. 0.68)

6.11.6.4.3.1.1.2.3 Physical channel parameters for PRACH

See clause 6.11.6.4.2.1.1.2.2.

6.11.6.4.3.1.2 Downlink

6.11.6.4.3.1.2.1 Transport channel parameters

6.11.6.4.3.1.2.1.1 Transport channel parameters for Conversational / speech / DL:12.2 kbps / CS RAB

See clause 6.11.6.4.1.4.2.1.1.

6.11.6.4.3.1.2.1.2 Transport channel parameters for DL SRBs for DCCH

See clause 6.11.6.4.1.2.2.1.1.

6.11.6.4.3.1.2.1.3 TFCS for DCH

See clause 6.11.6.4.1.4.2.1.3.

6.11.6.4.3.1.2.1.4 Transport channel parameters for Interactive or background / DL: 256 kbps / PS RAB and DL SRB for SHCCH mapped on DSCH

See clause 6.11.6.4.2.1.2.1.1.

6.11.6.4.3.1.2.1.5 TFCS for DSCH

TFCS size	10 (alt. 14)
TFCS	(256 kbps RAB, SHCCH)= (TF0, TF0), (TF1, TF0), (TF2, TF0), (TF3, TF0), (TF4, TF0), (TF0, TF1), (TF1, TF1), (TF2, TF1), (TF3, TF1), (TF4, TF1) (alt. (TF0, TF0), (TF1, TF0), (TF2, TF0), (TF3, TF0), (TF4, TF0), (TF5, TF0), (TF6, TF0), (TF0, TF1), (TF1, TF1), (TF2, TF1), (TF3, TF1), (TF4, TF1), (TF5, TF1), (TF6, TF1))

6.11.6.4.3.1.2.1.6 Transport channel parameters for SRB for CCCH and SRB for BCCH and DL SRB for SHCCH mapped on FACH

Higher layer	RAB/Signalling RB	SRB#0	SRB#5	SRB#6
	User of Radio Bearer	RRC	RRC	RRC
RLC	Logical channel type	CCCH	SHCCH	BCCH
	RLC mode	UM	UM	TM
	Payload sizes, bit	160	160	168
	Max data rate, bps	32 000 (alt. 16 000)	32 000 (alt. 16 000)	33 600 (alt. 16 800)
	UMD/TrD PDU header, bit	8	8	0
MAC	MAC header, bit	3		
	MAC multiplexing	3 logical channel multiplexing		
Layer 1	TrCH type	FACH		
	TB sizes, bit	171		
	TFS	TF0, bits	0x171	
		TF1, bits	1x171	

	TF2, bits	2x171
	TF3, bits	3x171 (alt. N/A)
	TF4, bits	4x171 (alt. N/A)
	TTI, ms	20
	Coding type	TC
	CRC, bit	16
	Max number of bits/TTI after channel coding	2 256 (alt. 1 134)
	Max number of bits/radio frame before rate matching	1 128 (alt 567)

6.11.6.4.3.1.2.1.7 TFCS for FACH

TFCS size	5 (alt. 3)
TFCS	FACH = (TF0), (TF1), (TF2), (TF3), (TF4) (alt. FACH = (TF0), (TF1), (TF2))

6.11.6.4.3.1.2.2 Physical channel parameters

6.11.6.4.3.1.2.2.1 Physical channel parameters for DPCH

See clause 6.11.6.4.1.4.2.2.

6.11.6.4.3.1.2.2.2 Physical channel parameters for PDSCH

PDSCH	Midamble	512 chips
	Codes and time slots	SF32 x 8 codes x 2 time slots
	Max. Number of data bits/radio frame	4 400 bits
	TFCI code word	16 bits
	Puncturing Limit	0.48

6.11.6.4.3.1.2.2.3 Physical channel parameters for SCCPCH

See clause 6.11.6.4.2.1.2.2.2.1.

6.11.6.4.3.2 Conversational / speech / UL:12.2 DL:12.2 kbps / CS RAB + UL:3.4 DL:3.4 kbps SRBs for DCCH + Interactive or background / UL: 64 DL: 384 kbps / PS RAB + UL: 16.8 kbps SRBs for CCCH and SHCCH+ DL: 33.6 kbps SRBs for CCCH, SHCCH and BCCH

6.11.6.4.3.2.1 Uplink

See clause 6.11.6.4.3.1.1.

6.11.6.4.3.2.2 Downlink

6.11.6.4.3.2.2.1 Transport channel parameters

6.11.6.4.3.2.2.1.1 Transport channel parameters for Conversational / speech / DL:12.2 kbps / CS RAB

See clause 6.11.6.4.1.4.2.1.1.

6.11.6.4.3.2.2.1.2 Transport channel parameters for DL SRBs for DCCH

See clause 6.11.6.4.1.2.2.1.1.

6.11.6.4.3.2.2.1.3 TFCS for DCH

See clause 6.11.6.4.1.4.2.1.3.

6.11.6.4.3.2.2.1.4 Transport channel parameters for Interactive or background / DL: 384 kbps / PS RAB and DL SRB for SHCCH mapped on DSCH

See clause 6.11.6.4.2.2.2.1.1.

6.11.6.4.3.2.2.1.5 TFCS for DSCH

TFCS size	12 (alt. 18)
TFCS	(384 kbps RAB, SHCCH)= (TF0, TF0), (TF1, TF0), (TF2, TF0), (TF3, TF0), (TF4, TF0), (TF5, TF0), (TF0, TF1), (TF1, TF1), (TF2, TF1), (TF3, TF1), (TF4, TF1), (TF5, TF1) (alt. (TF0, TF0), (TF1, TF0), (TF2, TF0), (TF3, TF0), (TF4, TF0), (TF5, TF0), (TF6, TF0), (TF7, TF0), (TF8, TF0), (TF0, TF1), (TF1, TF1), (TF2, TF1), (TF3, TF1), (TF4, TF1), (TF5, TF1), (TF6, TF1), (TF7, TF1), (TF8, TF1))

6.11.6.4.3.2.2.1.6 Transport channel parameters for SRB for CCCH and SRB for BCCH and DL SRB for SHCCH mapped on FACH

See clause 6.11.6.4.3.1.2.1.6.

6.11.6.4.3.2.2.1.7 TFCS for FACH

See clause 6.11.6.4.3.1.2.1.7.

6.11.6.4.3.2.2.2 Physical channel parameters

6.11.6.4.3.2.2.2.1 Physical channel parameters for downlink DPCH

See clause 6.11.6.4.1.4.2.2.

6.11.6.4.3.2.2.2.2 Physical channel parameters for PDSCH

PDSCH	Midamble	512 chips
	Codes and time slots	SF32 x 8 codes x 3 time slots
	Max. Number of data bits/radio frame	6 608 bits
	TFCI code word	16 bits
	Puncturing Limit	0.48

6.11.6.4.3.2.2.2.3 Physical channel parameters for SCCPCH

See clause 6.11.6.4.2.1.2.2.2.1.

6.11.6.4.3.3 Conversational / speech / UL:12.2 DL:12.2 kbps / CS RAB + UL:3.4 DL:3.4 kbps
SRBs for DCCH + Interactive or background / UL: 64 DL: 2 048 kbps / PS RAB + UL:
16.8 kbps SRBs for CCCH and SHCCH+ DL: 33.6 kbps SRBs for CCCH, SHCCH and
BCCH

6.11.6.4.3.3.1 Uplink

See clause 6.11.6.4.3.1.1.

6.11.6.4.3.3.2 Downlink

6.11.6.4.3.3.2.1 Transport channel parameters

6.11.6.4.3.3.2.1.1 Transport channel parameters for Conversational / speech / DL:12.2 kbps / CS RAB

See clause 6.11.6.4.1.4.2.1.1.

6.11.6.4.3.3.2.1.2 Transport channel parameters for DL SRBs for DCCH

See clause 6.11.6.4.1.2.2.1.1.

6.11.6.4.3.3.2.1.3 TFCS for DCH

See clause 6.11.6.4.1.4.2.1.3.

6.11.6.4.3.3.2.1.4 Transport channel parameters for Interactive or background / DL: 2 048 kbps / PS
RAB and DL SRB for SHCCH mapped on DSCH

See clause 6.11.6.4.2.3.2.1.1.

6.11.6.4.3.3.2.1.5 TFCS for DSCH

TFCS size	22 (alt. 38)
TFCS	(2 048 kbps RAB, SHCCH)= (TF0, TF0), (TF1, TF0), (TF2, TF0), (TF3, TF0), (TF4, TF0), (TF5, TF0), (TF6, TF0), (TF7, TF0), (TF8, TF0), (TF9, TF0), (TF10, TF0), (TF0, TF1), (TF1, TF1), (TF2, TF1), (TF3, TF1), (TF4, TF1), (TF5, TF1), (TF6, TF1), (TF7, TF1), (TF8, TF1), (TF9, TF1) (alt. (TF0, TF0), (TF1, TF0), (TF2, TF0), (TF3, TF0), (TF4, TF0), (TF5, TF0), (TF6, TF0), (TF7, TF0), (TF8, TF0), (TF9, TF0), (TF10, TF0), (TF11, TF0), (TF12, TF0), (TF13, TF0), (TF14, TF0), (TF15, TF0), (TF16, TF0), (TF17, TF0), (TF18, TF0), (TF0, TF1), (TF1, TF1), (TF2, TF1), (TF3, TF1), (TF4, TF1), (TF5, TF1), (TF6, TF1), (TF7, TF1), (TF8, TF1), (TF9, TF1), (TF10, TF1), (TF11, TF1), (TF12, TF1), (TF13, TF1), (TF14, TF1), (TF15, TF1), (TF16, TF1), (TF17, TF1), (TF18, TF1))

6.11.6.4.3.3.2.1.6 Transport channel parameters for SRB for CCCH and SRB for BCCH and DL SRB for SHCCH mapped on FACH

See clause 6.11.6.4.3.1.2.1.6.

6.11.6.4.3.3.2.1.7 TFCS for FACH

See clause 6.11.6.4.3.1.2.1.7.

6.11.6.4.3.3.2.2 Physical channel parameters

6.11.6.4.3.3.2.2.1 Physical channel parameters for downlink DPCH

See clause 6.11.6.4.1.4.2.2.

6.11.6.4.3.3.2.2.2 Physical channel parameters for PDSCH

DPCH Downlink	Midamble	512 chips
	Codes and time slots	SF1 x 1 code x 4 time slot
	Max. Number of data bits/radio frame	35 312 bits (alt. 35 296)
	TFCI code word	16 bits (alt. 32 bits)
	Puncturing limit	0.56 (alt. 0.52)

6.11.6.4.3.3.2.2.3 Physical channel parameters for SCCPCH

See clause 6.11.6.4.2.1.2.2.2.1.

6.11.6.4.4 Combinations on SCCPCH

6.11.6.4.4.1 Stand-alone signalling RB for PCCH

6.11.6.4.4.1.1 Transport channel parameters

6.11.6.4.4.1.1.1 Transport channel parameter of SRB for PCCH

Higher layer	RAB/signalling RB	SRB	
	User of Radio Bearer	RRC	
RLC	Logical channel type	PCCH	
	RLC mode	TM	
	Payload sizes, bit	240 (alt. 80)	
	Max data rate, bps	12 000 (alt. 8 000)	
	TrD PDU header, bit	0	
MAC	MAC header, bit	0	
	MAC multiplexing	N/A	
Layer 1	TrCH type	PCH	
	TB sizes, bit	240 (alt. 80)	
	TFS	TF0, bts	0x240 (alt. 0x80)
		TF1, bits	1x240 (alt. 1x80)
		TF2, bits	N/A (alt. 2x80)
	TTI, ms	20	

	Coding type	CC 1/2
	CRC, bit	16
	Max number of bits/TTI before rate matching	528 (alt. 400)
	Max number of bits/radio frame before rate matching	264 (alt. 200)
	RM attribute	210 to 250

6.11.6.4.4.1.1.2 TFCS

TFCS size	2 (alt. 3)
TFCS	SRBs for PCCH = (TF0), (TF1) (alt. (TF0), (TF1), (TF2))

6.11.6.4.4.1.2 Physical channel parameters

S-CCPCH	Midamble	1024 chips
	Codes and time slots	SF32 x 2 codes x 1 time slot (alt. SF32 x 1 code x 1 time slot)
	Max. Number of data bits/radio frame	480 bits (alt. 236 bits)
	TFCI code word	8 bits
	Puncturing limit	1

6.11.6.4.4.2 Interactive/Background 32 kbps PS RAB + SRBs for CCCH + SRB for DCCH + SRB for BCCH

6.11.6.4.4.2.1 Transport channel parameters

6.11.6.4.4.2.1.1 Transport channel parameters for Interactive/Background 32 kbps PS RAB

Higher layer	RAB/signalling RB	RAB		
	User of Radio Bearer	Interactive/ Background RAB		
RLC	Logical channel type	DTCH		
	RLC mode	AM		
	Payload sizes, bit	320		
	Max data rate, bps	32 000 (alt. 16 000)		
	AMD PDU header, bit	16		
MAC	MAC header, bit	27		
	MAC multiplexing	N/A		
Layer 1	TrCH type	FACH		
	TB sizes, bit	363		
	TFS	TF0, bits	0 x363	
		TF1, bits	1x363	
		TF2, bits	2x363 (alt. N/A)	
	TTI, ms	20		
	Coding type	TC		
	CRC, bit	16		
	Max number of bits/TTI before rate matching	2 286 (alt. 1 149)		
	Max number of bits/radio frame before rate matching	1 143 (alt. 575)		
	RM attribute	110 to 150		

6.11.6.4.4.2.1.2 Transport channel parameters of SRBs for CCCH, SRB for DCCH, and SRB for BCCH

Higher layer	RAB/signalling RB	SRB#0	SRB#1	SRB#2	SRB#3	SRB#4	SRB#5
	User of Radio Bearer	RRC	RRC	RRC	NAS_DT High_prio	NAS_DT Low_prio	RRC
RLC	Logical channel type	CCCH	DCCH	DCCH	DCCH	DCCH	BCCH
	RLC mode	UM	UM	AM	AM	AM	TM
	Payload sizes, bit	160	136 or 120 (note)	128	128	128	168

	Max data rate, bps	32 000 (alt. 16 000)	27 200 or 24 000 (alt. 24 000 or 12 000)	25 600 (alt. 12 800)	25 600 (alt. 12 800)	25 600 (alt. 12 800)	33 600 (alt. 16 800)	
	AMD/UMD/TrD PDU header, bit	8	8	16	16	16	0	
MAC	MAC header, bit	3	27 or 43	27	27	27	3	
	MAC multiplexing	6 logical channel multiplexing						
Layer 1	TrCH type	FACH						
	TB sizes, bit	171						
	TFS	TF0, bits	0x171					
		TF1, bits	1x171					
		TF2, bits	2x171					
		TF3, bits	3x171 (alt. N/A)					
		TF4, bits	4x171 (alt. N/A)					
	TTI, ms	20						
	Coding type	TC						
	CRC, bit	16						
	Max number of bits/TTI before rate matching	2 256 (alt. 1 134)						
Max number of bits/radio frame before rate matching	1 128 (alt. 567)							
RM attribute	200 to 240							
NOTE: MAC header size and RLC payload size depend on use of U-RNTI or C-RNTI.								

6.11.6.4.4.2.1.3 TFCS

TFCS size	9 (alt. 4)
TFCS	(32kbps RAB, SRBs for CCCH/DCCH/BCCH) = (TF0, TF0), (TF0, TF1), (TF0, TF2), (TF0, TF3), (TF0, TF4),(TF1, TF0), (TF1, TF1), (TF1, TF2), (TF2, TF0) (alt. (TF0, TF0), (TF0, TF1), (TF0, TF2), (TF1, TF0))
NOTE:	First TFCS applies when the alternative for the 3 2kbps RAB and the alternative for the SRBs for CCCH/DCCH/BCCH are both not configured. The alt. TFCS applies when both the alt. for the 32 kbps RAB and the alt. for the SRBs for CCCH/DCCH/BCCH are configured. All other combinations of these alternatives are not valid.

6.11.6.4.4.2.2 Physical channel parameters

S-CCPCH	Midamble	1024 chips
	Codes and time slots	SF32 x 5 codes x 1 time slot (alt. SF32 x 2 codes x 1 time slot)
	Max. Number of data bits/radio frame	1 204 bits (alt. 472)
	TFCI code word	16 bits
	Puncturing limit	0.60 (alt. 0.48)

6.11.6.4.4.2a Interactive/Background 32 kbps PS RAB + Interactive/Background 32 kbps PS RAB + SRBs for CCCH + SRB for DCCH + SRB for BCCH

6.11.6.4.4.2a.1 Transport channel parameters

6.11.6.4.4.2a.1.1 Transport channel parameters for Interactive/Background 32 kbps PS RAB + Interactive/Background 32 kbps PS RAB

Higher layer	RAB/Signalling RB	RAB	RAB
	User of Radio Bearer	Interactive/Background RAB	Interactive/Background RAB
RLC	Logical channel type	DTCH	DTCH
	RLC mode	AM	AM
	Payload sizes, bit	320	320
	Max data rate, bps	32 000 (alt. 16 000)	32 000 (alt. 16 000)
	AMD PDU header, bit	16	16
MAC	MAC header, bit	27	27

	MAC multiplexing	2 logical channel multiplexing	
Layer 1	TrCH type	FACH	
	TB sizes, bit	363	
	TFS	TF0, bits	0x363
		TF1, bits	1x363
		TF2, bits	2x363 (alt. N/A)
	TTI, ms	20	
	Coding type	TC	
	CRC, bit	16	
	Max number of bits/TTI before rate matching	2 286 (alt. 1 149)	
	Max number of bits/radio frame before rate matching	1 143 (alt. 575)	
RM attribute	110 to 150		

6.11.6.4.4.2a.1.2 Transport channel parameters of SRBs for CCCH, SRB for DCCH, and SRB for BCCH

See clause 6.11.6.4.4.2.1.2.

6.11.6.4.4.2a.1.3 TFCS

TFCS size	9 (alt. 4)
TFCS	(32kbps RAB + 32kbps RAB, SRBs for CCCH/DCCH/BCCH) = (TF0, TF0), (TF0, TF1), (TF0, TF2), (TF0, TF3), (TF0, TF4), (TF1, TF0), (TF1, TF1), (TF1, TF2), (TF2, TF0) (alt. (TF0, TF0), (TF0, TF1), (TF0, TF2), (TF1, TF0))
NOTE:	First TFCS applies when the alternative for the 32 kbps RABs and the alternative for the SRBs for CCCH/DCCH/BCCH are both not configured. The alt. TFCS applies when both the alt. for the 32 kbps RABs and the alt. for the SRBs for CCCH/DCCH/BCCH are configured. All other combinations of these alternatives are not valid.

6.11.6.4.4.2a.2 Physical channel parameters

S-CCPCH	Midamble	1024 chips
	Codes and time slots	SF32 x 5 codes x 1 time slot (alt. SF32 x 2 codes x 1 time slot)
	Max. Number of data bits/radio frame	1 204 bits (alt. 472)
	TFCI code word	16 bits
	Puncturing limit	0.60 (alt. 0.48)

6.11.6.4.4.2b SRBs for CCCH + SRB for DCCH + SRB for BCCH

6.11.6.4.4.2b.1 Transport channel parameters

6.11.6.4.4.2b.1.1 Transport channel parameters of SRBs for CCCH, SRB for DCCH, and SRB for BCCH

See clause 6.11.6.4.4.2.1.2.

6.11.6.4.4.2b.1.2 TFCS

TFCS size	5 (alt. 3)
TFCS	(SRBs for CCCH/DCCH/BCCH) = (TF0), (TF1), (TF2), (TF3), (TF4) (alt. (TF0), (TF1), (TF2))

6.11.6.4.4.2b.2 Physical channel parameters

S-CCPCH	Midamble	1024 chips
	Codes and time slots	SF32 x 5 codes x 1 time slot (alt. SF32 x 2 codes x 1 time slot)
	Max. Number of data bits/radio frame	1 204 bits (alt. 480 bits)
	TFCI code word	16 bits (alt. 8 bits)

	Puncturing limit		1 (alt. 0.84)
--	------------------	--	---------------

6.11.6.4.4.3 Interactive/Background 32 kbps RAB + SRB for PCCH + SRB for CCCH + SRB for DCCH + SRB for BCCH

6.11.6.4.4.3.1 Transport channel parameters

6.11.6.4.4.3.1.1 Transport channel parameters for Interactive/Background 32 kbps RAB

See clause 6.11.6.4.4.2.1.1.

6.11.6.4.4.3.1.2 Transport channel parameters of SRB for PCCH

See clause 6.11.6.4.4.1.1.1.

6.11.6.4.4.3.1.3 Transport channel parameters of SRBs for CCCH, SRB for DCCH, and SRB for BCCH

See clause 6.11.6.4.4.2.1.2.

6.11.6.4.4.3.1.4 TFCS

TFCS size	30 (alt. 8)
TFCS	(32 kbps RAB, SRB for PCCH, SRBs for CCCH/ DCCH/ BCCH) = (TF0, TF0, TF0), (TF0, TF0, TF1), (TF0, TF0, TF2), (TF0, TF0, TF3), (TF0, TF0, TF4), (TF0, TF1, TF0), (TF0, TF1, TF1), (TF0, TF1, TF2), (TF0, TF1, TF3), (TF0, TF1, TF4), (TF1, TF0, TF0), (TF1, TF0, TF1), (TF1, TF0, TF2), (TF1, TF0, TF3), (TF1, TF0, TF4), (TF1, TF1, TF0), (TF1, TF1, TF1), (TF1, TF1, TF2), (TF1, TF1, TF3), (TF1, TF1, TF4), (TF2, TF0, TF0), (TF2, TF0, TF1), (TF2, TF0, TF2), (TF2, TF0, TF3), (TF2, TF0, TF4), (TF2, TF1, TF0), (TF2, TF1, TF1), (TF2, TF1, TF2), (TF2, TF1, TF3), (TF2, TF1, TF4) (alt. (TF0, TF0, TF0), (TF0, TF0, TF1), (TF0, TF0, TF2), (TF0, TF1, TF0), (TF0, TF1, TF1), (TF0, TF2, TF0), (TF0, TF2, TF1), (TF1, TF0, TF0))
NOTE:	Alt. TFCS applies when alts for 32 kbps RAB, SRB for PCCH, and SRBs for CCCH/ DCCH/ BCCH are all configured.

6.11.6.4.4.3.2 Physical channel parameters

S-CCPCH	Midamble	1024 chips
	Codes and time slots	SF32 x 8 codes x 1 time slot (alt. SF32 x 2 codes x 1 time slot)
	Max. Number of data bits/radio frame	1 936 bits (alt. 472 bits)
	TFCI code word	16 bits
	Puncturing limit	0.52 (alt. 0.56)
NOTE:	Alt. applies when alts for 32 kbps RAB and SRBs for CCCH/ DCCH/ BCCH are both configured.	

6.11.6.4.4.3a SRB for PCCH + SRB for CCCH + SRB for DCCH + SRB for BCCH

6.11.6.4.4.3a.1 Transport channel parameters

6.11.6.4.4.3a.1.1 Transport channel parameters of SRB for PCCH

See clause 6.11.6.4.4.1.1.1.

6.11.6.4.4.3a.1.2 Transport channel parameters of SRBs for CCCH, SRB for DCCH, and SRB for BCCH

See clause 6.11.6.4.4.2.1.2.

6.11.6.4.4.3a.1.3 TFCS

TFCS size	10 (alt.7)
TFCS	(SRB for PCCH, SRBs for CCCH/ DCCH/ BCCH) = (TF0, TF0), (TF0, TF1), (TF0, TF2), (TF0, TF3), (TF0, TF4), (TF1, TF0), (TF1, TF1), (TF1, TF2), (TF1, TF3), (TF1, TF4) (alt. (TF0, TF0), (TF0, TF1), (TF0, TF2), (TF1, TF0), (TF1, TF1), (TF2, TF0), (TF2, TF1))
NOTE:	Alt. TFCS applies when alts for SRB for PCCH and SRBs for CCCH/ DCCH/ BCCH are both configured.

6.11.6.4.4.3a.2 Physical channel parameters

S-CCPCH	Midamble	1024 chips
	Codes and time slots	SF32 x 5 codes x 1 time slot (alt. SF32 x 2 codes x 1 time slot)
	Max. Number of data bits/radio frame	1 204 bits (alt. 480 bits)
	TFCI code word	16 bits (alt. 8 bits)
	Puncturing limit	0.84 (alt. 0.84)
NOTE: Alt. applies when alt for SRBs for CCCH/ DCCH/ BCCH is configured.		

6.11.6.4.4.4 RB for CTCH + SRB for CCCH + SRB for BCCH

6.11.6.4.4.4.1 Transport channel parameters

6.11.6.4.4.4.1.1 Transport channel parameters of RB for CTCH

Higher layer	RAB/signalling RB	N/A	
	User of Radio Bearer	BMC	
RLC	Logical channel type	CTCH	
	RLC mode	UM	
	Payload sizes, bit	152	
	Max data rate, bps	15 200	
	UMD PDU header, bit	8	
MAC	MAC header, bit	3	
	MAC multiplexing	N/A	
Layer 1	TrCH type	FACH	
	TB sizes, bit	163	
	TFS	TF0, bits	0x163
		TF1, bits	1x163
		TF2, bits	2x163
	TTI, ms	20	
	Coding type	CC 1/3	
	CRC, bit	16	
	Max number of bits/TTI before rate matching	1 098	
	Max number of bits/radio frame before rate matching	549	
	RM attribute	200 to 240	

6.11.6.4.4.4.1.2 Transport channel parameters of SRB for CCCH and SRB for BCCH

Higher layer	RAB/signalling RB	SRB#0	SRB#5	
	User of Radio Bearer	RRC	RRC	
RLC	Logical channel type	CCCH	BCCH	
	RLC mode	UM	TM	
	Payload sizes, bit	160	168	
	Max data rate, bps	16 000	16 800	
	AMD/UMD/TrD PDU header, bit	8	0	
MAC	MAC header, bit	3	3	
	MAC multiplexing	2 logical channel multiplexing		
Layer 1	TrCH type	FACH		
	TB sizes, bit	171		
	TFS	TF0, bits	0x171	
		TF1, bits	1x171	
		TF2, bits	2x171	
	TTI, ms	20		
	Coding type	TC		
	CRC, bit	16		
	Max number of bits/TTI before rate matching	1 134		
	Max number of bits/radio frame before rate matching	567		
	RM attribute	200 to 240		

6.11.6.4.4.4.1.3 TFCS

TFCS size	4
TFCS	(RB for CTCH, SRBs for CCCH/BCCH) = (TF0, TF0), (TF0, TF1), (TF0, TF2), (TF1, TF0), (TF1, TF1), (TF2, TF0)

6.11.6.4.4.2 Physical channel parameters

S-CCPCH	Midamble	1024 chips
	Codes and time slots	SF32 x 2 codes x 1 time slot
	Max. Number of data bits/radio frame	472 bits
	TFCI code word	16 bits
	Puncturing limit	0.80

6.11.6.4.4.5 64.8kbps RB for MTCH with 80 ms TTI

6.11.6.4.4.5.1 Transport channel parameters

6.11.6.4.4.5.1.1 Transport channel parameters for 64 kbps PS RAB

Higher layer	RAB/signalling RB		RAB
	User of Radio Bearer		MBMS
RLC	Logical channel type		MTCH
	RLC mode		UM
	Payload sizes, bit		648
	Max data rate, bps		64800
	UMD PDU header, bit		8
MAC	MAC header, bit		8
	MAC multiplexing		N/A
Layer 1	TrCH type		FACH
	TB sizes, bit		664
	TFS	TF0, bits	0x664
		TF1, bits	1x664
		TF2, bits	2x664
		TF3, bits	3x664
		TF4, bits	4x664
		TF5, bits	5x664
		TF6, bits	6x664
		TF7, bits	7x664
	TF8, bits	8x664	
	TTI, ms		80
	Coding type		TC
	CRC, bit		16
	Max number of bits/TTI after channel coding		16344
Max number of bits/radio frame before rate matching		2043	
RM attribute		160	

6.11.6.4.4.5.1.2 TFCS

TFCS size	9
TFCS	64 kbps RAB =TF0, TF1, TF2, TF3, TF4, TF5, TF6, TF7, TF8

6.11.6.4.4.5.2 Physical channel parameters

S-CCPCH	Midamble	512 chips
	Codes and time slots	SF32 x 8 codes x 1 time slot
	Max. Number of data bits/radio frame	1936 bits
	TFCI code word	16 bits
	Puncturing limit	0.92

6.11.6.4.4.6 129.6kbps RB for MTCH with 80 ms TTI

6.11.6.4.4.6.1 Transport channel parameters

6.11.6.4.4.6.1.1 Transport channel parameters for 128 kbps PS RAB

Higher layer	RAB/signalling RB		RAB
	User of Radio Bearer		MBMS
RLC	Logical channel type		MTCH
	RLC mode		UM
	Payload sizes, bit		648
	Max data rate, bps		129600
	UMD PDU header, bit		8
MAC	MAC header, bit		8
	MAC multiplexing		N/A
Layer 1	TrCH type		FACH
	TB sizes, bit		664
	TFS	TF0, bits	0x664
		TF1, bits	1x664
		TF2, bits	2x664
		TF3, bits	3x664
		TF4, bits	4x664
		TF5, bits	5x664
		TF6, bits	6x664
		TF7, bits	7x664
		TF8, bits	8x664
		TF9, bits	9x664
		TF10, bits	10x664
		TF11, bits	11x664
		TF12, bits	12x664
		TF13, bits	13x664
		TF14, bits	14x664
		TF15, bits	15x664
	TF16, bits	16x664	
	TTI, ms		80
Coding type		TC	
CRC, bit		16	
Max number of bits/TTI after channel coding		32679	
Max number of bits/radio frame before rate matching		4085	
RM attribute		160	

6.11.6.4.4.6.1.1 TFCS

TFCS size	17
TFCS	128 kbps RAB =TF0, TF1, TF2, TF3, TF4, TF5, TF6, TF7, TF8, TF9, TF10, TF11, TF12, TF13, TF14, TF15, TF16

6.11.6.4.4.6.2 Physical channel parameters

S-CCPCH	Midamble	512 chips
	Codes and time slots	SF32 x 16 codes x 1 time slot
	Max. Number of data bits/radio frame	3888 bits
	TFCI code word	16 bits
	Puncturing limit	0.92

6.11.6.4.4.7 259.2 kbps RB for MTCH with 40 ms TTI

6.11.6.4.4.7.1 Transport channel parameters

6.11.6.4.4.7.1.1 Transport channel parameters for 256 kbps PS RAB

Higher layer	RAB/signalling RB		RAB
	User of Radio Bearer		MBMS
RLC	Logical channel type		MTCH
	RLC mode		UM
	Payload sizes, bit		648
	Max data rate, bps		129600
	UMD PDU header, bit		8
MAC	MAC header, bit		8
	MAC multiplexing		N/A
Layer 1	TrCH type		FACH
	TB sizes, bit		664
	TFS	TF0, bits	0x664
		TF1, bits	1x664
		TF2, bits	2x664
		TF3, bits	3x664
		TF4, bits	4x664
		TF5, bits	5x664
		TF6, bits	6x664
		TF7, bits	7x664
		TF8, bits	8x664
		TF9, bits	9x664
		TF10, bits	10x664
		TF11, bits	11x664
		TF12, bits	12x664
		TF13, bits	13x664
		TF14, bits	14x664
		TF15, bits	15x664
	TF16, bits	16x664	
	TTI, ms		40
Coding type		TC	
CRC, bit		16	
Max number of bits/TTI after channel coding		32679	
Max number of bits/radio frame before rate matching		8170	
RM attribute		160	

6.11.6.4.4.7.1.2 TFCS

TFCS size	17
TFCS	256 kbps RAB =TF0, TF1, TF2, TF3, TF4, TF5, TF6, TF7, TF8, TF9, TF10, TF11, TF12, TF13, TF14, TF15, TF16

6.11.6.4.4.7.2 Physical channel parameters

S-CCPCH	Midamble	512 chips
	Codes and time slots	SF1 x 1 codes x 1 time slot
	Max. Number of data bits/radio frame	7792 bits
	TFCI code word	16 bits
	Puncturing limit	0.92

6.11.6.4.4.8 7.6 kbps signalling RB for MCCH

6.11.6.4.4.8.1 Transport channel parameters

6.11.6.4.4.8.1.1 Transport channel parameters for 7.6 kbps signalling RB for MCCH

Higher layer	RAB/signalling RB		SRB
	User of Radio Bearer		MBMS
RLC	Logical channel type		MCCH
	RLC mode		UM
	Payload sizes, bit		152
	Max data rate, bps		7600
	UMD PDU header, bit		8
MAC	MAC header, bit		-
	MAC multiplexing		N/A
Layer 1	TrCH type		FACH
	TB sizes, bit		160
	TFS	TF0, bits	0x160
		TF1, bits	1x160
	TTI, ms		20
	Coding type		CC 1/3
	CRC, bit		16
	Max number of bits/TTI after channel coding		552
	Max number of bits/radio frame before rate matching		276
	RM attribute		160

6.11.6.4.4.8.1.2 TFCS

TFCS size	2
TFCS	MBMS SRB =TF0, TF1

6.11.6.4.4.8.2 Physical channel parameters

S-CCPCH	Midamble	512 chips
	Codes and time slots	SF32 x 1 codes x 1 time slot
	Max. Number of data bits/radio frame	228 bits
	TFCl code word	16 bits
	Puncturing limit	0.80

6.11.6.4.4.9 124.4kbps RB for MBSFN MTCH with 80 ms TTI

6.11.6.4.4.9.1 Transport channel parameters

6.11.6.4.4.9.1.1 Transport channel parameters for 124 kbps PS RAB

Higher layer	RAB/signalling RB		RAB
	User of Radio Bearer		MBMS
RLC	Logical channel type		MTCH
	RLC mode		UM
	Payload sizes, bit		4976
	Max data rate, bps		124400
	UMD PDU header, bit		8
MAC	MAC header, bit		9
	MAC multiplexing		N/A
Layer 1	TrCH type		FACH
	TB sizes, bit		4993
	TFS	TF0, bits	0x4993
		TF1, bits	1x4993
		TF2, bits	2x4993
	TTI, ms		80
	Coding type		TC
	CRC, bit		16
	Max number of bits/TTI after channel coding		30078
	Max number of bits/radio frame before rate matching		3760
RM attribute		128	

6.11.6.4.4.9.1.2 TFCS

TFCS size	3
TFCS	124 kbps RAB =TF0, TF1, TF2

6.11.6.4.4.9.2 Physical channel parameters

S-CCPCH	Midamble	640 chips (burst type 4)
	Codes and time slots	SF32 x 8 codes x 1 time slot
	Modulation	QPSK
	Max. Number of data bits/radio frame	2096 bits
	TFCI code word	(16,5)
	Puncturing limit	0.54

6.11.6.4.4.10 320.4kbps RB for MBSFN MTCH with 80 ms TTI

6.11.6.4.4.10.1 Transport channel parameters

6.11.6.4.4.10.1.1 Transport channel parameters for 320 kbps PS RAB

Higher layer	RAB/signalling RB		RAB
	User of Radio Bearer		MBMS
RLC	Logical channel type		MTCH
	RLC mode		UM
	Payload sizes, bit		4272
	Max data rate, bps		320400
	UMD PDU header, bit		8
MAC	MAC header, bit		9
	MAC multiplexing		N/A
Layer 1	TrCH type		FACH
	TB sizes, bit		4289
	TFS	TF0, bits	0x4289
		TF1, bits	1x4289
		TF2, bits	6x4289
	TTI, ms		80
	Coding type		TC
	CRC, bit		16
	Max number of bits/TTI after channel coding		77562
	Max number of bits/radio frame before rate matching		9696
RM attribute		128	

6.11.6.4.4.10.1.1 TFCS

TFCS size	3
TFCS	320 kbps RAB =TF0, TF1, TF2

6.11.6.4.4.10.2 Physical channel parameters

S-CCPCH	Midamble	640 chips (burst type 4)
	Codes and time slots	SF32 x 16 codes x 1 time slot
	Modulation	16QAM
	Max. Number of data bits/radio frame	8432 bits
	TFCI code word	(16,5)
	Puncturing limit	0.86

6.11.6.4.4.11 497.6 kbps RB for MBSFN MTCH with 80 ms TTI

6.11.6.4.4.11.1 Transport channel parameters

6.11.6.4.4.11.1.1 Transport channel parameters for 496 kbps PS RAB

Higher layer	RAB/signalling RB		RAB
	User of Radio Bearer		MBMS
RLC	Logical channel type		MTCH
	RLC mode		UM
	Payload sizes, bit		4976
	Max data rate, bps		497600
	UMD PDU header, bit		8
MAC	MAC header, bit		9
	MAC multiplexing		N/A
Layer 1	TrCH type		FACH
	TB sizes, bit		4993
	TFS	TF0, bits	0x4993
		TF1, bits	1x4993
		TF2, bits	8x4993
	TTI, ms		80
	Coding type		TC
	CRC, bit		16
	Max number of bits/TTI after channel coding		120312
	Max number of bits/radio frame before rate matching		15039
RM attribute		128	

6.11.6.4.4.11.1.2 TFCS

TFCS size	3
TFCS	496 kbps RAB =TF0, TF1, TF2

6.11.6.4.4.11.2 Physical channel parameters

S-CCPCH	Midamble	640 chips (burst type 4)
	Codes and time slots	SF1 x 1 codes x 2 time slots
	Modulation	QPSK
	Max. Number of data bits/radio frame	16880 bits
	TFCI code word	(16,5) in first slot only
	Puncturing limit	1

6.11.6.4.4.12 7.2 kbps signalling RB for MBSFN MCCH

6.11.6.4.4.12.1 Transport channel parameters

6.11.6.4.4.12.1.1 Transport channel parameters for 7.2 kbps signalling RB for MCCH

Higher layer	RAB/signalling RB		SRB
	User of Radio Bearer		MBMS
RLC	Logical channel type		MCCH
	RLC mode		UM
	Payload sizes, bit		72
	Max data rate, bps		7200
	UMD PDU header, bit		8
MAC	MAC header, bit		-
	MAC multiplexing		N/A
Layer 1	TrCH type		FACH
	TB sizes, bit		80
	TFS	TF0, bits	0x80
		TF1, bits	1x80
		TF2, bits	2x80
		TF3, bits	4x80
	TTI, ms		40
	Coding type		TC
	CRC, bit		16
	Max number of bits/TTI after channel coding		1164
	Max number of bits/radio frame before rate matching		291
RM attribute		128	

6.11.6.4.4.12.1.2 TFCS

TFCS size	4
TFCS	MBMS SRB =TF0, TF1, TF2, TF3

6.11.6.4.4.12.2 Physical channel parameters

S-CCPCH	Midamble	640 chips (burst type 4)
	Codes and time slots	SF32 x 1 code x 1 time slot
	Modulation	QPSK
	Max. Number of data bits/radio frame	248 bits
	TFCI code word	(16,5)
	Puncturing limit	0.84

6.11.6.4.5 Combinations on PRACH

6.11.6.4.5.1 SRB for CCCH + SRB for DCCH

6.11.6.4.5.1.1 Transport channel parameters

6.11.6.4.5.1.1.1 Transport channel parameter for SRB for CCCH, SRB for DCCH

Higher layer	RAB/signalling RB	SRB#0	SRB#1	SRB#2	SRB#3	SRB#4
	User of Radio Bearer	RRC	RRC	RRC	NAS_DT High priority	NAS_DT Low priority
RLC	Logical channel type	CCCH	DCCH	DCCH	DCCH	DCCH
	RLC mode	TM	UM	AM	AM	AM
	Payload sizes, bit	168	136	128	128	128
	Max data rate, bps	16 800	13 600	12 800	12 800	12 800
	AMD/UMD/TrD PDU header, bit	0	8	16	16	16
MAC	MAC header, bit	2	26	26	26	26
	MAC multiplexing	5 logical channel multiplexing				

Layer 1	TrCH type		RACH				
	TB sizes, bit		170				
	TFS	TF0, bits	1x170				
	TTI, ms		10				
	Coding type		CC 1/2				
	CRC, bit		16				
	Max number of bits/TTI after channel coding		388				
Max number of bits/Radio frame before rate matching		388					

6.11.6.4.5.1.1.2 TFCS

TFCS size	1
TFCS	SRBs for CCCH/ DCCH = (TF0)

6.11.6.4.5.1.2 Physical channel parameters

PRACH	Midamble	1024 chips
	Codes and time slots	SF16 (alt. SF32) x 1 code x 1 time slot
	Max. Number of data bits/radio frame	488 bits (alt. 244 bits)
	Puncturing Limit	1.0 (alt. 0.60)

6.11.6.4.5.2 Interactive/Background 12.8 kbps PS RAB + SRB for CCCH + SRB for DCCH

6.11.6.4.5.2.1 Transport channel parameters

Higher layer	RAB/signalling RB	RAB	SRB#0	SRB#1	SRB#2	SRB#3	SRB#4
	User of Radio Bearer	Interactive/ Background RAB	RRC	RRC	RRC	NAS_DT High priority	NAS_DT Low priority
RLC	Logical channel type	DTCH	CCCH	DCCH	DCCH	DCCH	DCCH
	RLC mode	AM	TM	UM	AM	AM	AM
	Payload sizes, bit	128	168	136	128	128	128
	Max data rate, bps	12 800	16 800	13 600	12 800	12 800	12 800
	AMD/UMD/TrD PDU header, bit	16	0	8	16	16	16
MAC	MAC header, bit	26	2	26	26	26	26
	MAC multiplexing	6 logical channel multiplexing					
Layer 1	TrCH type		RACH				
	TB sizes, bit		170				
	TFS	TF0, bits	1x170				
	TTI, ms		10				
	Coding type		CC 1/2				
	CRC, bit		16				
	Max number of bits/TTI after channel coding		388				
Max number of bits/ Radio frame before rate matching		388					

6.11.6.4.5.2.2 Physical channel parameters

See clause 6.11.6.4.5.1.2.

6.11.6.4.5.3 Interactive/Background 12.8 kbps PS RAB + Interactive/Background 12.8 kbps PS RAB + SRB for CCCH + SRB for DCCH

6.11.6.4.5.3.1 Transport channel parameters

Higher layer	RAB/signalling RB	RAB	RAB	SRB#0	SRB#1	SRB#2	SRB#3	SRB#4
	User of Radio Bearer	Interactive/ Background RAB	Interactive/ Background RAB	RRC	RRC	RRC	NAS_DT High prio	NAS_DT Low prio

RLC	Logical channel type	DTCH	DTCH	CCCH	DCCH	DCCH	DCCH	DCCH
	RLC mode	AM	AM	TM	UM	AM	AM	AM
	Payload sizes, bit	128	128	168	136	128	128	128
	Max data rate, bps	12 800	12 800	16 800	13 600	12 800	12 800	12 800
	AMD/UMD/TrD PDU header, bit	16	16	0	8	16	16	16
MAC	MAC header, bit	26	26	2	26	26	26	26
	MAC multiplexing	7 logical channel multiplexing						
Layer 1	TrCH type	RACH						
	TB sizes, bit	170						
	TFS	TF0, bits	1x170					
	TTI, ms	10						
	Coding type	CC 1/2						
	CRC, bit	16						
	Max number of bits/TTI after channel coding	388						
	Max number of bits/ Radio frame before rate matching	388						

6.11.6.4.5.3.2 Physical channel parameters

See clause 6.11.6.4.5.1.2.

6.11.6.4.6 Combinations on DPCH and HS-PDSCH

6.11.6.4.6.1 Interactive or background / UL:64 DL: [max bit rate depending on UE category] / PS RAB + UL:3.4 DL:3.4 kbps SRBs for DCCH

6.11.6.4.6.1.1 Uplink

See clause 6.11.6.4.1.26.1.

6.11.6.4.6.1.2 Downlink

6.11.6.4.6.1.2.1 Transport channel parameters

6.11.6.4.6.1.2.1.1 Transport channel parameters for HS-DSCH

6.11.6.4.6.1.2.1.1.1 MAC-d flow parameters for Interactive or background / DL: [max bit rate depending on UE category] / PS RAB

Higher layer	RAB/Signalling RB	RAB
RLC	Logical channel type	DTCH
	RLC mode	AM
	Payload sizes, bit	320
	Max data rate, bps	depends on UE category NOTE1
	AMD PDU header, bit	16
MAC	MAC-d header, bit	0
	MAC multiplexing	N/A
	MAC-d PDU size, bit	336
	MAC-hs header fixed part, bit	21
Layer 1	TrCH type	HS-DSCH
	TTI	10 ms
	Coding type	TC
	CRC, bit	24
NOTE:	The peak throughput may be limited by the maximum number of MAC-d PDUs that can be included in a single MAC-hs PDU (see 3GPP TS 25.321 [38]).	

6.11.6.4.6.1.2.1.2 Transport channel parameters for DCH

6.11.6.4.6.1.2.1.2.1 Transport channel parameters for DL:3.4 kbps SRBs for DCCH

See clause 6.11.6.4.1.2.2.1.1

6.11.6.4.6.1.2.1.2.2 TFCS

See clause 6.11.6.4.1.2.2.1.2.

6.11.6.4.6.1.2.2 Physical channel parameters

6.11.6.4.6.1.2.2.1 Physical channel parameters on DPCH

See clause 6.11.6.4.1.2.2.2.

6.10.3.4.6.1.2.2.2 Physical channel parameters on HS-PDSCH

Physical parameters common for all UE physical layer categories

HS-PDSCH	Midamble	1024 chips
----------	----------	------------

UE HS-DSCH Physical Layer category 1:

HS-PDSCH	Number of processes	3
	Process memory size	Split equally among all processes
	Maximum number of HS-DSCH timeslots per TTI	2
	Max Data Rate	1.2 Mbps

UE HS-DSCH Physical Layer category 2:

HS-PDSCH	Number of processes	3
	Process memory size	Split equally among all processes
	Maximum number of HS-DSCH timeslots per TTI	12
	Max Data Rate	1.2 Mbps

UE HS-DSCH Physical Layer category 3:

HS-PDSCH	Number of processes	3
	Process memory size	Split equally among all processes
	Maximum number of HS-DSCH timeslots per TTI	4
	Max Data Rate	2.4 Mbps

UE HS-DSCH Physical Layer category 4:

HS-PDSCH	Number of processes	3
	Process memory size	Split equally among all processes
	Maximum number of HS-DSCH timeslots per TTI	12
	Max Data Rate	2.4 Mbps

UE HS-DSCH Physical Layer category 5:

HS-PDSCH	Number of processes	3
	Process memory size	Split equally among all processes
	Maximum number of HS-DSCH timeslots per TTI	6
	Max Data Rate	3.6 Mbps

UE HS-DSCH Physical Layer category 6:

HS-PDSCH	Number of processes	3
	Process memory size	Split equally among all processes
	Maximum number of HS-DSCH timeslots per TTI	12
	Max Data Rate	3.6 Mbps

UE HS-DSCH Physical Layer category 7:

HS-PDSCH	Number of processes	3
	Process memory size	Split equally among all processes
	Maximum number of HS-DSCH timeslots per TTI	12
	Max Data Rate	5.3 Mbps

UE HS-DSCH Physical Layer category 8:

HS-PDSCH	Number of processes	3
	Process memory size	Split equally among all processes
	Maximum number of HS-DSCH timeslots per TTI	12
	Max Data Rate	7.3 Mbps

UE HS-DSCH Physical Layer category 9:

HS-PDSCH	Number of processes	3
	Process memory size	Split equally among all processes
	Maximum number of HS-DSCH timeslots per TTI	12
	Max Data Rate	10.2 Mbps

6.11.6.4.6.2 Interactive or background / UL:128 DL: [max bit rate depending on UE category] / PS RAB + UL:3.4 DL:3.4 kbps SRBs for DCCH

6.11.6.4.6.2.1 Uplink

See clause 6.11.6.4.1.28.1.

6.11.6.4.6.2.2 Downlink

6.11.6.4.6.2.2.1 Transport channel parameters

6.11.6.4.6.2.2.1.1 Transport channel parameters for HS-DSCH

6.11.6.4.6.2.2.1.1.1 MAC-d flow parameters for Interactive or background / DL: [max bit rate depending on UE category] / PS RAB

See clause 6.11.6.4.6.1.2.1.1.1.

6.11.6.4.6.2.2.1.2 Transport channel parameters for DCH

6.11.6.4.6.2.2.1.2.1 Transport channel parameters for DL: 3.4 kbps SRBs for DCCH

See clause 6.11.6.4.1.2.2.1.1.

6.11.6.4.6.2.2.1.2.2 TFCS

See clause 6.11.6.4.1.2.2.1.2.

6.11.6.4.6.2.2.2 Physical channel parameters

6.11.6.4.6.2.2.2.1 Physical channel parameters on DPCH

See clause 6.11.6.4.1.2.2.2..

6.11.6.4.6.2.2.2.2 Physical channel parameters on HS-PDSCH

See clause 6.11.6.4.6.1.2.2.2.

6.11.6.4.6.3 Interactive or background / UL:384 DL: [max bit rate depending on UE category] / PS RAB + UL:3.4 DL:3.4 kbps SRBs for DCCH

6.11.6.4.6.3.1 Uplink

See clause 6.11.6.4.1.34.1.

6.11.6.4.6.3.2 Downlink

6.11.6.4.6.3.2.1 Transport channel parameters

6.11.6.4.6.3.2.1.1 Transport channel parameters for HS-DSCH

6.11.6.4.6.3.2.1.1.1 MAC-d flow parameters for Interactive or background / DL: [max bit rate depending on UE category] / PS RAB

See clause 6.11.6.4.6.1.2.1.1.1.

6.11.6.4.6.3.2.1.2 Transport channel parameters for DCH

6.11.6.4.6.3.2.1.2.1 Transport channel parameters for DL: 3.4 kbps SRBs for DCCH

See clause 6.11.6.4.1.2.2.1.1.

6.11.6.4.6.3.2.1.2.2 TFCS

See clause 6.11.6.4.1.2.2.1.2.

6.11.6.4.6.3.2.2 Physical channel parameters

6.11.6.4.6.3.2.2.1 Physical channel parameters on DPCH

See clause 6.11.6.4.1.2.2.2..

6.11.6.4.6.3.2.2.2 Physical channel parameters on HS-PDSCH

See clause 6.11.6.4.6.1.2.2.2.

6.11.6.4.6.4 Conversational / speech / UL:12.2 DL:12.2 kbps / CS RAB + Interactive or background / UL:384 DL:[Bit rate depending on the UE category] / PS RAB + UL:3.4 DL:3.4 kbps SRBs for DCCH

6.11.6.4.6.4.1 Uplink

6.11.6.4.6.4.1.1 Transport channel parameters

6.11.6.4.6.4.1.1.1 Transport channel parameters for Conversational / Speech / UL12.2kbps / CS RAB

See clause 6.11.6.4.1.4.1.1.1.

6.11.6.4.6.4.1.1.2 Transport channel parameters for Interactive or background / UL:384 kbps / PS RAB

See clause 6.11.6.4.1.34.1.1.1.

6.11.6.4.6.4.1.1.3 Transport channel parameters for UL:3.4 kbps SRBs for DCCH

See clause 6.11.6.4.1.2.1.1.1.

6.11.6.4.6.4.1.1.4 TFCS

TFCS size	36 (alt. 54)
TFCS	(RAB subflow#1, RAB subflow#2, RAB subflow#3, 384 kbps RAB , DCCH)= (TF0, TF0, TF0, TF0, TF0), (TF1, TF0, TF0, TF0, TF0), (TF2, TF1, TF1, TF0, TF0), (TF0, TF0, TF0, TF1, TF0), (TF1, TF0, TF0, TF1, TF0), (TF2, TF1, TF1, TF1, TF0), (TF0, TF0, TF0, TF2, TF0), (TF1, TF0, TF0, TF2, TF0), (TF2, TF1, TF1, TF2, TF0), (TF0, TF0, TF0, TF3, TF0), (TF1, TF0, TF0, TF3, TF0), (TF2, TF1, TF1, TF3, TF0), (TF0, TF0, TF0, TF4, TF0), (TF1, TF0, TF0, TF4, TF0), (TF2, TF1, TF1, TF4, TF0), (TF0, TF0, TF0, TF5, TF0), (TF1, TF0, TF0, TF5, TF0), (TF2, TF1, TF1, TF5, TF0), (TF0, TF0, TF0, TF1, TF1), (TF1, TF0, TF0, TF0, TF1), (TF2, TF1, TF1, TF0, TF1), (TF0, TF0, TF0, TF1, TF1), (TF1, TF0, TF0, TF0, TF1), (TF2, TF1, TF1, TF1, TF1), (TF0, TF0, TF0, TF2, TF1), (TF1, TF0, TF0, TF2, TF1), (TF2, TF1, TF1, TF2, TF1), (TF0, TF0, TF0, TF3, TF1), (TF1, TF0, TF0, TF3, TF1), (TF2, TF1, TF1, TF3, TF1), (TF0, TF0, TF0, TF4, TF1), (TF1, TF0, TF0, TF4, TF1), (TF2, TF1, TF1, TF4, TF1), (TF0, TF0, TF0, TF5, TF1), (TF1, TF0, TF0, TF5, TF1), (TF2, TF1, TF1, TF5, TF1) (alt. (TF0, TF0, TF0, TF0, TF0), (TF1, TF0, TF0, TF0, TF0), (TF2, TF1, TF1, TF0, TF0), (TF0, TF0, TF0, TF1, TF0), (TF1, TF0, TF0, TF1, TF0), (TF2, TF1, TF1, TF1, TF0), (TF0, TF0, TF0, TF2, TF0), (TF1, TF0, TF0, TF2, TF0), (TF2, TF1, TF1, TF2, TF0), (TF0, TF0, TF0, TF3, TF0), (TF1, TF0, TF0, TF3, TF0), (TF2, TF1, TF1, TF3, TF0), (TF0, TF0, TF0, TF4, TF0), (TF1, TF0, TF0, TF4, TF0), (TF2, TF1, TF1, TF4, TF0), (TF0, TF0, TF0, TF5, TF0), (TF1, TF0, TF0, TF5, TF0), (TF2, TF1, TF1, TF5, TF0), (TF0, TF0, TF0, TF6, TF0), (TF1, TF0, TF0, TF6, TF0), (TF2, TF1, TF1, TF6, TF0), (TF0, TF0, TF0, TF7, TF0), (TF1, TF0, TF0, TF7, TF0), (TF2, TF1, TF1, TF7, TF0), (TF0, TF0, TF0, TF8, TF0), (TF1, TF0, TF0, TF8, TF0), (TF2, TF1, TF1, TF8, TF0), (TF0, TF0, TF0, TF0, TF1), (TF1, TF0, TF0, TF0, TF1), (TF2, TF1, TF1, TF1, TF1), (TF0, TF0, TF0, TF1, TF1), (TF1, TF0, TF0, TF0, TF1), (TF2, TF1, TF1, TF1, TF1), (TF0, TF0, TF0, TF2, TF1), (TF1, TF0, TF0, TF2, TF1), (TF2, TF1, TF1, TF2, TF1), (TF0, TF0, TF0, TF3, TF1), (TF1, TF0, TF0, TF3, TF1), (TF2, TF1, TF1, TF3, TF1), (TF0, TF0, TF0, TF4, TF1), (TF1, TF0, TF0, TF4, TF1), (TF2, TF1, TF1, TF4, TF1), (TF0, TF0, TF0, TF5, TF1), (TF1, TF0, TF0, TF5, TF1), (TF2, TF1, TF1, TF5, TF1), (TF0, TF0, TF0, TF6, TF1), (TF1, TF0, TF0, TF6, TF1), (TF2, TF1, TF1, TF6, TF1), (TF0, TF0, TF0, TF7, TF1), (TF1, TF0, TF0, TF7, TF1), (TF2, TF1, TF1, TF7, TF1), (TF0, TF0, TF0, TF8, TF1), (TF1, TF0, TF0, TF8, TF1), (TF2, TF1, TF1, TF8, TF1))

6.11.6.4.6.4.1.2 Physical channel parameters

DPCH Uplink	Midamble	512 chips
	Codes and time slots	SF4 x 1 code x 3 time slots
	Max. Number of data bits/radio frame	6 480 bits
	TFCI code word	16 bits
	TPC	2 bits
	Puncturing Limit	0.48

6.11.6.4.6.4.2 Downlink

6.11.6.4.6.4.2.1 Transport channel parameters

6.11.6.4.6.4.2.1.1 Transport channel parameters for HS-DSCH

6.11.6.4.6.4.2.1.1.1 MAC-d flow parameters for Interactive or background / DL: [max bit rate depending on UE category] / PS RAB

See clause 6.11.6.4.6.1.2.1.1.1.

6.11.6.4.6.4.2.1.2 Transport channel parameters for DCH

6.11.6.4.6.4.2.1.2.1 Transport channel parameters for Conversational / speech / DL:12.2 kbps / CS RAB

See clause 6.11.6.4.1.4.2.1.1.

6.11.6.4.6.4.2.1.2.2 Transport channel parameters for DL: 3.4 kbps SRBs for DCCH

See clause 6.11.6.4.1.2.2.1.1.

6.11.6.4.6.4.2.1.2.3 TFCS

See clause 6.11.6.4.1.4.2.1.3.

6.11.6.4.6.4.2.2 Physical channel parameters

6.11.6.4.6.4.2.2.1 Physical channel parameters on DPCH

See clause 6.11.6.4.1.4.2.2.

6.11.6.4.6.4.2.2.2 Physical channel parameters on HS-PDSCH

See clause 6.11.6.4.6.1.2.2.2.

6.11.6.4.6.5 Conversational / speech / UL:12.2 DL:12.2 kbps / CS RAB + Interactive or background / UL:64 DL:[Bit rate depending on the UE category] / PS RAB + UL:3.4 DL:3.4 kbps SRBs for DCCH

6.11.6.4.6.5.1 Uplink

See clause 6.11.6.4.1.40.1.

6.11.6.4.6.5.2 Downlink

6.11.6.4.6.5.2.1 Transport channel parameters

6.11.6.4.6.5.2.1.1 Transport channel parameters for HS-DSCH

6.11.6.4.6.5.2.1.1.1 MAC-d flow parameters for Interactive or background / DL: [max bit rate depending on UE category] / PS RAB

See clause 6.11.6.4.6.1.2.1.1.1.

6.11.6.4.6.5.2.1.2 Transport channel parameters for DCH

6.11.6.4.6.5.2.1.2.1 Transport channel parameters for Conversational / Speech / UL12.2kbps / CS RAB

See clause 6.11.6.4.1.4.2.1.1.

6.11.6.4.6.5.2.1.2.2 Transport channel parameters for DL: 3.4 kbps SRBs for DCCH

See clause 6.11.6.4.1.2.2.1.1.

6.11.6.4.6.5.2.1.2.3 TFCS

See clause 6.11.6.4.1.4.2.1.3.

6.11.6.4.6.5.2.2 Physical channel parameters

6.11.6.4.6.5.2.2.1 Physical channel parameters on DPCH

See clause 6.11.6.4.1.4.2.2.

6.11.6.4.6.5.2.2.2 Physical channel parameters on HS-PDSCH

See clause 6.11.6.4.6.1.2.2.2.

6.11.6.4.6.6 Conversational / unknown / UL:64 DL:64 kbps / CS RAB + Interactive or background / UL:384 DL:[Bit rate depending on the UE category] / PS RAB + UL:3.4 DL:3.4 kbps SRBs for DCCH

6.11.6.4.6.6.1 Uplink

6.11.6.4.6.6.1.1 Transport channel parameters

6.11.6.4.6.6.1.1.1 Transport channel parameters for Conversational / unknown / UL:64 kbps / CS RAB

See clause 6.11.6.4.1.13.1.1.1.

6.11.6.4.6.6.1.1.2 Transport channel parameters for Interactive or background / UL:384 kbps / PS RAB

See clause 6.11.6.4.1.34.1.1.1.

6.11.6.4.6.6.1.1.3 Transport channel parameters for UL:3.4 kbps SRBs for DCCH

See clause 6.11.6.4.1.2.1.1.1.

6.11.6.4.6.6.1.1.4 TFCS

TFCS size	24 (alt. 36)
TFCS	(64 kbps RAB, 384 kbps RAB , DCCH)= (TF0, TF0, TF0), (TF1, TF0, TF0), (TF0, TF1, TF0), (TF1, TF1, TF0), (TF0, TF2, TF0), (TF1, TF2, TF0), (TF0, TF3, TF0), (TF1, TF3, TF0), (TF0, TF4, TF0), (TF1, TF4, TF0), (TF0, TF5, TF0), (TF1, TF5, TF0), (TF0, TF0, TF1), (TF1, TF0, TF1), (TF0, TF1, TF1), (TF1, TF1, TF1), (TF0, TF2, TF1), (TF1, TF2, TF1), (TF0, TF3, TF1), (TF1, TF3, TF1), (TF0, TF4, TF1), (TF1, TF4, TF1), (TF0, TF5, TF1), (TF1, TF5, TF1) (alt. (TF0, TF0, TF0), (TF1, TF0, TF0), (TF0, TF1, TF0), (TF1, TF1, TF0), (TF0, TF2, TF0), (TF1, TF2, TF0), (TF0, TF3, TF0), (TF1, TF3, TF0), (TF0, TF4, TF0), (TF1, TF4, TF0), (TF0, TF5, TF0), (TF1, TF5, TF0), (TF0, TF6, TF0), (TF1, TF6, TF0), (TF0, TF7, TF0), (TF1, TF7, TF0), (TF0, TF8, TF0), (TF1, TF8, TF0), (TF0, TF0, TF1), (TF1, TF0, TF1), (TF0, TF1, TF1), (TF1, TF1, TF1), (TF0, TF2, TF1), (TF1, TF2, TF1), (TF0, TF3, TF1), (TF1, TF3, TF1), (TF0, TF4, TF1), (TF1, TF4, TF1), (TF0, TF5, TF1), (TF1, TF5, TF1), (TF0, TF6, TF1), (TF1, TF6, TF1), (TF0, TF7, TF1), (TF1, TF7, TF1), (TF0, TF8, TF1), (TF1, TF8, TF1))

6.11.6.4.6.6.1.2 Physical channel parameters

DPCH Uplink	Midamble	512 chips
	Codes and time slots	SF4 x 1 code x 3 time slots
	Max. Number of data bits/radio frame	6 480 bits
	TFCS code word	16 bits
	TPC	2 bits
	Puncturing Limit	0.40

6.11.6.4.6.6.1 Downlink

6.11.6.4.6.6.2.1 Transport channel parameters

6.11.6.4.6.6.2.1.1 Transport channel parameters for HS-DSCH

6.11.6.4.6.6.2.1.1.1 MAC-d flow parameters for Interactive or background / DL: [max bit rate depending on UE category] / PS RAB

See clause 6.11.6.4.6.1.2.1.1.1.

6.11.6.4.6.6.2.1.1 Transport channel parameters for DCH

6.11.6.4.6.6.2.1.2.1 Transport channel parameters for Conversational / unknown/ DL:64 kbps / CS RAB

See clause 6.11.6.4.1.13.2.1.1.

6.11.6.4.6.6.2.1.2.2 Transport channel parameters for DL: 3.4 kbps SRBs for DCCH

See clause 6.11.6.4.1.2.2.1.1.

6.11.6.4.6.6.2.1.2.3 TFCS

See clause 6.11.6.4.1.13.2.1.3.

6.11.6.4.6.6.2.2 Physical channel parameters

6.11.6.4.6.6.2.2.1 Physical channel parameters on DPCH

See clause 6.11.6.4.1.4.2.2.

6.11.6.4.6.6.2.2.2 Physical channel parameters on HS-PDSCH

See clause 6.11.6.4.6.1.2.2.2.

6.11.6.4.6.7 Conversational / unknown / UL:64 DL:64 kbps / CS RAB + Interactive or background / UL:64 DL:[Bit rate depending on the UE category] / PS RAB + UL:3.4 DL:3.4 kbps SRBs for DCCH

6.11.6.4.6.7.1 Uplink

See clause 6.11.6.4.1.57.1.

6.11.6.4.6.7.2 Downlink

6.11.6.4.6.7.2.1 Transport channel parameters

6.11.6.4.6.7.2.1.1 Transport channel parameters for HS-DSCH

6.11.6.4.6.7.2.1.1.1 MAC-d flow parameters for Interactive or background / DL: [max bit rate depending on UE category] / PS RAB

See clause 6.11.6.4.6.1.2.1.1.1.

6.11.6.4.6.7.2.1.1 Transport channel parameters for DCH

6.11.6.4.6.7.2.1.2.1 Transport channel parameters for Conversational / unknown/ DL:64 kbps / CS RAB

See clause 6.11.6.4.1.13.2.1.1.

6.11.6.4.6.7.2.1.2.2 Transport channel parameters for DL: 3.4 kbps SRBs for DCCH

See clause 6.11.6.4.1.2.2.1.1.

6.11.6.4.6.7.2.1.2.3 TFCS

See clause 6.11.6.4.1.13.2.1.3.

6.11.6.4.6.7.2.2 Physical channel parameters

6.11.6.4.6.7.2.2.1 Physical channel parameters on DPCH

See clause 6.11.6.4.1.4.2.2.

6.11.6.4.6.7.2.2.2 Physical channel parameters on HS-PDSCH

See clause 6.11.6.4.6.1.2.2.2.

6.11.6.4.6.8 Interactive or background / UL:384 DL:[Bit rate depending on the UE category] / PS RAB + Interactive or background / UL:384 DL:[Bit rate depending on the UE category] / PS RAB + UL:3.4 DL:3.4 kbps SRBs for DCCH

6.11.6.4.6.8.1 Uplink

6.11.6.4.6.8.1.1 Transport channel parameters

6.11.6.4.6.8.1.1.1 Transport channel parameters for Interactive or background / UL:384 kbps / PS RAB + UL:384 kbps / PS RAB

Higher layer	RAB/Signalling RB	RAB	RAB
RLC	Logical channel type	DTCH	DTCH
	RLC mode	AM	AM
	Payload sizes, bit	320	320

	Max data rate, bps	384 000	384 000	
	AMD PDU header, bit	16	16	
MAC	MAC header, bit	4	4	
	MAC multiplexing	2 logical channel multiplexing		
Layer 1	TrCH type	DCH		
	TB sizes, bit	340		
	TFS	TF0, bits	0x340	
		TF1, bits	1x340	
		TF2, bits	2x340	
		TF3, bits	4x340	
		TF4, bits	8x340	
		TF5, bits	12x340	
		TTI, ms	10	
		Coding type	TC	
	CRC, bit	16		
	Max number of bits/TTI after channel coding	12 828		
	Uplink: Max number of bits/radio frame before rate matching	12 828		
	RM attribute	110-180		

6.11.6.4.6.8.1.1.2 Transport channel parameters for UL:3.4 kbps SRBs for DCCH

See clause 6.11.6.4.1.2.1.1.1.

6.11.6.4.6.8.1.1.3 TFCS

TFCS size	12
TFCS	(384 kbps RAB + 384 kbps RAB, DCCH)= (TF0, TF0), (TF1, TF0), (TF2, TF0), (TF3, TF0), (TF4, TF0), (TF5, TF0), (TF0, TF1), (TF1, TF1), (TF2, TF1), (TF3, TF1), (TF4, TF1), (TF5, TF1)

6.11.6.4.6.8.1.2 Physical channel parameters

DPCH Downlink	Midamble	1024 chips
	Codes and time slots	SF4 x 1 codes x 3 time slot
	Max. Number of data bits/radio frame	6480 bits
	TFCI code word	16 bits
	Puncturing limit	0.48

6.11.6.4.6.8.2 Downlink

6.11.6.4.6.8.2.1 Transport channel parameters

6.11.6.4.6.8.2.1.1 Transport channel parameters for HS-DSCH

6.11.6.4.6.8.2.1.1.1 MAC-d flow parameters for Interactive or background / DL: [max bit rate depending on UE category] / PS RAB

See clause 6.11.6.4.6.1.2.1.1.1.

6.11.6.4.6.8.2.1.1.2 MAC-d flow parameters for Interactive or background / DL: [max bit rate depending on UE category] / PS RAB

See clause 6.11.6.4.6.1.2.1.1.1.

6.11.6.4.6.8.2.1.2 Transport channel parameters for DCH

6.11.6.4.6.8.2.1.2.1 Transport channel parameters for UL:3.4 DL: 3.4 kbps SRBs for DCCH

See clause 6.11.6.4.1.2.2.1.1.

6.11.6.4.6.8.2.1.2.2 TFCS

See clause 6.11.6.4.1.2.2.1.2.

6.11.6.4.6.8.2.2 Physical channel parameters

6.11.6.4.6.8.2.2.1 Physical channel parameters on DPCH

See clause 6.11.6.4.1.2.2.2.

6.11.6.4.6.8.2.2.2 Physical channel parameters on HS-PDSCH

See clause 6.11.6.4.6.1.2.2.2.

6.11.6.4.6.9 Interactive or background / UL:64 DL:[Bit rate depending on the UE category] / PS RAB + Interactive or background / UL:64 DL:[Bit rate depending on the UE category] / PS RAB + UL:3.4 DL:3.4 kbps SRBs for DCCH

6.11.6.4.6.9.1 Uplink

See clause 6.11.6.4.1.57.1.

6.11.6.4.6.9.2 Downlink

6.11.6.4.6.9.2.1 Transport channel parameters

6.11.6.4.6.9.2.1.1 Transport channel parameters for HS-DSCH

6.11.6.4.6.9.2.1.1.1 MAC-d flow parameters for Interactive or background / DL: [max bit rate depending on UE category] / PS RAB

See clause 6.11.6.4.6.1.2.1.1.1.

6.11.6.4.6.9.2.1.1.1 MAC-d flow parameters for Interactive or background / DL: [max bit rate depending on UE category] / PS RAB

See clause 6.11.6.4.6.1.2.1.1.1.

6.11.6.4.6.9.2.1.2 Transport channel parameters for DCH

6.11.6.4.6.9.2.1.2.1 Transport channel parameters for DL: 3.4 kbps SRBs for DCCH

See clause 6.11.6.4.1.2.2.1.1.

6.11.6.4.6.9.2.1.2.2 TFCS

See clause 6.11.6.4.1.2.2.1.2.

6.11.6.4.6.9.2.2 Physical channel parameters

6.11.6.4.6.9.2.2.1 Physical channel parameters on DPCH

See clause 6.11.6.4.1.2.2.2.

6.11.6.4.6.9.2.2.2 Physical channel parameters on HS-PDSCH

See clause 6.11.6.4.6.1.2.2.2.

6.11.6.4.6.10 Streaming / unknown / UL:128 DL: [guaranteed 128, max bit rate depending on UE category] kbps / PS RAB + Interactive or background / UL:128 DL: [max bit rate depending on UE category] / PS RAB + UL:3.4 DL:3.4 kbps SRBs for DCCH

6.11.6.4.6.10.1 Uplink

6.11.6.4.6.10.1.1 Transport channel parameters

6.11.6.4.6.10.1.1.1 Transport channel parameters for Streaming / unknown / UL:128 kbps / PS RAB

Higher Layer	RAB/Signalling RB	RAB	
RLC	Logical channel type	DTCH	
	RLC mode	AM	
	Payload sizes, bit	640	
	Max data rate, bps	128000	
	AM PDU header, bit	16	
MAC	MAC header, bit	0	
	MAC multiplexing	N/A	
Layer 1	TrCH type	DCH	
	TB sizes, bit	656	
	TFS	TF0, bits	0x656
		TF1, bits	1x656
		TF2, bits	2x656
		TF3, bits	4x656
	TTI, ms	20	
	Coding type	TC	
	CRC, bit	16	
	Max number of bits/TTI after channel coding	8076	
	Uplink: Max number of bits/radio frame before rate matching	4038	
RM attribute	125-165		

6.11.6.4.6.10.1.1.2 Transport channel parameters for Interactive or background / UL:128 kbps / PS RAB

See clause 6.11.6.4.1.28.1.1.1.

6.11.6.4.6.10.1.1.3 Transport channel parameters for UL:3.4 kbps SRBs for DCCH

See clause 6.11.6.4.1.2.1.1.1.

6.11.6.4.6.10.1.1.3 TFCS

TFCS size	40
TFCS	(128 kbps RAB, 128 kbps RAB, DCCH)= (TF0, TF0, TF0), (TF1, TF0, TF0), (TF2, TF0, TF0), (TF3, TF0, TF0), (TF0, TF1, TF0), (TF1, TF1, TF0), (TF2, TF1, TF0), (TF3, TF1, TF0), (TF0, TF2, TF0), (TF1, TF2, TF0), (TF2, TF2, TF0), (TF3, TF2, TF0), (TF0, TF3, TF0), (TF1, TF3, TF0), (TF2, TF3, TF0), (TF3, TF3, TF0), (TF0, TF4, TF0), (TF1, TF4, TF0), (TF2, TF4, TF0), (TF3, TF4, TF0), (TF0, TF0, TF1), (TF1, TF0, TF1), (TF2, TF0, TF1), (TF3, TF0, TF1), (TF0, TF1, TF1), (TF1, TF1, TF1), (TF2, TF1, TF1), (TF3, TF1, TF1), (TF0, TF2, TF1), (TF1, TF2, TF1), (TF2, TF2, TF1), (TF3, TF2, TF1), (TF0, TF3, TF1), (TF1, TF3, TF1), (TF2, TF3, TF1), (TF3, TF3, TF1), (TF0, TF4, TF1), (TF1, TF4, TF1), (TF2, TF4, TF1), (TF3, TF4, TF1)

6.11.6.4.6.10.1.2 Physical channel parameters

DPCH Downlink	Midamble	1024 chips
	Codes and time slots	SF4 x 2 codes x 1 time slot
	Max. Number of data bits/radio frame	4272 bits
	TFCI code word	16 bits
	Puncturing limit	0.48

- 6.11.6.4.6.10.2 Downlink
- 6.11.6.4.6.10.2.1 Transport channel parameters
- 6.11.6.4.6.10.2.1.1 Transport channel parameters for HS-DSCH
- 6.11.6.4.6.10.2.1.1.1 MAC-d flow parameters for Streaming / unknown / DL: [guaranteed 128, max bit rate depending on UE category] kbps / PS RAB

Higher Layer	RAB/Signalling RB	RAB
RLC	Logical channel type	DTCH
	RLC mode	AM
	Payload sizes, bit	640
	Max data rate, bps	depends on UE category NOTE1
	AMD PDU header, bit	16
MAC	MAC-d header, bit	0
	MAC multiplexing	N/A
	MAC-d PDU size, bit	656
	MAC-hs header fixed part, bit	21
Layer 1	TrCH type	HS-DSCH
	TTI	10 ms
	Coding type	TC
	CRC, bit	24
NOTE1: The peak throughput may be limited by the maximum number of MAC-d PDUs that can be included in a single MAC-hs PDU (see [25.321]).		

- 6.11.6.4.6.10.2.1.1.2 MAC-d flow parameters for Streaming / unknown / DL: [max bit rate depending on UE category] kbps / PS RAB

See clause 6.11.6.4.6.1.2.1.1.1.

- 6.11.6.4.6.10.2.1.2 Transport channel parameters for DCH

- 6.11.6.4.6.10.2.1.2.1 Transport channel parameters for DL: 3.4 kbps SRBs for DCCH

See clause 6.11.6.4.1.2.2.1.1.

- 6.11.6.4.6.10.2.1.2.2 TFCS

See clause 6.11.6.4.1.2.2.1.2.

- 6.11.6.4.6.10.2.2 Physical channel parameters

- 6.11.6.4.6.10.2.2.1 Physical channel parameters on DPCH

See clause 6.11.6.4.1.2.2.2.

- 6.11.6.4.6.10.2.2.2 Physical channel parameters on HS-PDSCH

See clause 6.11.6.4.6.1.2.2.2.

- 6.11.6.4.6.11 Conversational / speech / UL:12.2 DL:12.2 kbps / CS RAB + Streaming / unknown / UL:128 DL: [guaranteed 128, max bit rate depending on UE category] kbps / PS RAB + Interactive or background / UL:128 DL: [max bit rate depending on UE category] / PS RAB + UL:3.4 DL:3.4 kbps SRBs for DCCH

- 6.11.6.4.6.11.1 Uplink

- 6.11.6.4.6.11.1.1 Transport channel parameters

- 6.11.6.4.6.11.1.1.1 Transport channel parameters for Conversational / Speech / UL12.2kbps / CS RAB

See clause 6.11.6.4.1.4.1.1.1.

6.11.6.4.6.11.1.1.2 Transport channel parameters for Streaming / unknown / UL:128 kbps / PS RAB

See clause 6.11.6.4.6.10.1.1.1.

6.11.6.4.6.11.1.1.3 Transport channel parameters for Interactive or background / UL:128 kbps / PS RAB

See clause 6.11.6.4.1.28.1.1.1.

6.11.6.4.6.11.1.1.4 Transport channel parameters for UL:3.4 kbps SRBs for DCCH

See clause 6.11.6.4.1.2.1.1.1.

6.11.6.4.6.11.1.1.5 TFCS

TFCS size	120
TFCS	(RAB subflow#1, RAB subflow#2, RAB subflow#3, 128 kbps RAB, 128 kbps RAB, DCCH)= (TF0,TF0,TF0,TF0,TF0,TF0), (TF1,TF0,TF0,TF0,TF0,TF0), (TF2,TF1,TF1,TF0,TF0,TF0), (TF0,TF0,TF0,TF1,TF0,TF0), (TF1,TF0,TF0,TF1,TF0,TF0), (TF2,TF1,TF1,TF1,TF0,TF0), (TF0,TF0,TF0,TF2,TF0,TF0), (TF1,TF0,TF0,TF2,TF0,TF0), (TF2,TF1,TF1,TF2,TF0,TF0), (TF0,TF0,TF0,TF3,TF0,TF0), (TF1,TF0,TF0,TF3,TF0,TF0), (TF2,TF1,TF1,TF3,TF0,TF0), (TF0,TF0,TF0,TF0,TF1,TF0), (TF1,TF0,TF0,TF0,TF1,TF0), (TF2,TF1,TF1,TF0,TF1,TF0), (TF0,TF0,TF0,TF1,TF1,TF0), (TF1,TF0,TF0,TF1,TF1,TF0), (TF2,TF1,TF1,TF1,TF1,TF0), (TF0,TF0,TF0,TF2,TF1,TF0), (TF1,TF0,TF0,TF2,TF1,TF0), (TF2,TF1,TF1,TF2,TF1,TF0), (TF0,TF0,TF0,TF3,TF1,TF0), (TF1,TF0,TF0,TF3,TF1,TF0), (TF2,TF1,TF1,TF3,TF1,TF0), (TF0,TF0,TF0,TF0,TF2,TF0), (TF1,TF0,TF0,TF0,TF2,TF0), (TF2,TF1,TF1,TF0,TF2,TF0), (TF0,TF0,TF0,TF1,TF2,TF0), (TF1,TF0,TF0,TF1,TF2,TF0), (TF2,TF1,TF1,TF1,TF2,TF0), (TF0,TF0,TF0,TF2,TF2,TF0), (TF1,TF0,TF0,TF2,TF2,TF0), (TF2,TF1,TF1,TF2,TF2,TF0), (TF0,TF0,TF0,TF3,TF2,TF0), (TF1,TF0,TF0,TF3,TF2,TF0), (TF2,TF1,TF1,TF3,TF2,TF0), (TF0,TF0,TF0,TF0,TF3,TF0), (TF1,TF0,TF0,TF0,TF3,TF0), (TF2,TF1,TF1,TF0,TF3,TF0), (TF0,TF0,TF0,TF1,TF3,TF0), (TF1,TF0,TF0,TF1,TF3,TF0), (TF2,TF1,TF1,TF1,TF3,TF0), (TF0,TF0,TF0,TF2,TF3,TF0), (TF1,TF0,TF0,TF2,TF3,TF0), (TF2,TF1,TF1,TF2,TF3,TF0), (TF0,TF0,TF0,TF3,TF3,TF0), (TF1,TF0,TF0,TF3,TF3,TF0), (TF2,TF1,TF1,TF3,TF3,TF0), (TF0,TF0,TF0,TF0,TF4,TF0), (TF1,TF0,TF0,TF0,TF4,TF0), (TF2,TF1,TF1,TF0,TF4,TF0), (TF0,TF0,TF0,TF1,TF4,TF0), (TF1,TF0,TF0,TF1,TF4,TF0), (TF2,TF1,TF1,TF1,TF4,TF0), (TF0,TF0,TF0,TF2,TF4,TF0), (TF1,TF0,TF0,TF2,TF4,TF0), (TF2,TF1,TF1,TF2,TF4,TF0), (TF0,TF0,TF0,TF3,TF4,TF0), (TF1,TF0,TF0,TF3,TF4,TF0), (TF2,TF1,TF1,TF3,TF4,TF0), (TF0,TF0,TF0,TF0,TF0,TF1), (TF1,TF0,TF0,TF0,TF0,TF1), (TF2,TF1,TF1,TF0,TF0,TF1), (TF0,TF0,TF0,TF1,TF0,TF1), (TF1,TF0,TF0,TF1,TF0,TF1), (TF2,TF1,TF1,TF1,TF0,TF1), (TF0,TF0,TF0,TF2,TF0,TF1), (TF1,TF0,TF0,TF2,TF0,TF1), (TF2,TF1,TF1,TF2,TF0,TF1), (TF0,TF0,TF0,TF3,TF0,TF1), (TF1,TF0,TF0,TF3,TF0,TF1), (TF2,TF1,TF1,TF3,TF0,TF1), (TF0,TF0,TF0,TF0,TF1,TF1), (TF1,TF0,TF0,TF0,TF1,TF1), (TF2,TF1,TF1,TF0,TF1,TF1), (TF0,TF0,TF0,TF1,TF1,TF1), (TF1,TF0,TF0,TF1,TF1,TF1), (TF2,TF1,TF1,TF1,TF1,TF1), (TF0,TF0,TF0,TF2,TF1,TF1), (TF1,TF0,TF0,TF2,TF1,TF1), (TF2,TF1,TF1,TF2,TF1,TF1), (TF0,TF0,TF0,TF3,TF1,TF1), (TF1,TF0,TF0,TF3,TF1,TF1), (TF2,TF1,TF1,TF3,TF1,TF1), (TF0,TF0,TF0,TF0,TF2,TF1), (TF1,TF0,TF0,TF0,TF2,TF1), (TF2,TF1,TF1,TF0,TF2,TF1), (TF0,TF0,TF0,TF1,TF2,TF1), (TF1,TF0,TF0,TF1,TF2,TF1), (TF2,TF1,TF1,TF1,TF2,TF1), (TF0,TF0,TF0,TF2,TF2,TF1), (TF1,TF0,TF0,TF2,TF2,TF1), (TF2,TF1,TF1,TF2,TF2,TF1), (TF0,TF0,TF0,TF3,TF2,TF1), (TF1,TF0,TF0,TF3,TF2,TF1), (TF2,TF1,TF1,TF3,TF2,TF1), (TF0,TF0,TF0,TF0,TF3,TF1), (TF1,TF0,TF0,TF0,TF3,TF1), (TF2,TF1,TF1,TF0,TF3,TF1), (TF0,TF0,TF0,TF1,TF3,TF1), (TF1,TF0,TF0,TF1,TF3,TF1), (TF2,TF1,TF1,TF1,TF3,TF1), (TF0,TF0,TF0,TF2,TF3,TF1), (TF1,TF0,TF0,TF2,TF3,TF1), (TF2,TF1,TF1,TF2,TF3,TF1), (TF0,TF0,TF0,TF3,TF3,TF1), (TF1,TF0,TF0,TF3,TF3,TF1), (TF2,TF1,TF1,TF3,TF3,TF1), (TF0,TF0,TF0,TF0,TF4,TF1), (TF1,TF0,TF0,TF0,TF4,TF1), (TF2,TF1,TF1,TF0,TF4,TF1), (TF0,TF0,TF0,TF1,TF4,TF1), (TF1,TF0,TF0,TF1,TF4,TF1), (TF2,TF1,TF1,TF1,TF4,TF1), (TF0,TF0,TF0,TF2,TF4,TF1), (TF1,TF0,TF0,TF2,TF4,TF1), (TF2,TF1,TF1,TF2,TF4,TF1), (TF0,TF0,TF0,TF3,TF4,TF1), (TF1,TF0,TF0,TF3,TF4,TF1), (TF2,TF1,TF1,TF3,TF4,TF1)

6.11.6.4.6.11.1.2 Physical channel parameters

DPCH Downlink	Midamble	1024 chips
	Codes and time slots	SF4 x 2 codes x 1 time slot
	Max. Number of data bits/radio frame	4272 bits
	TFCI code word	16 bits
	Puncturing limit	0.44

6.11.6.4.6.11.2 Downlink

6.11.6.4.6.11.2.1 Transport channel parameters

6.11.6.4.6.11.2.1.1 Transport channel parameters for HS-DSCH

6.11.6.4.6.11.2.1.1.1 MAC-d flow parameters for Streaming / unknown / DL: [guaranteed 128, max bit rate depending on UE category] kbps / PS RAB

See clause 6.11.6.4.6.10.2.1.1.1.

6.11.6.4.6.11.2.1.1.2 MAC-d flow parameters for Interactive or background / DL: [max bit rate depending on UE category] / PS RAB

See clause 6.11.6.4.6.1.2.1.1.1.

6.11.6.4.6.11.2.1.2 Transport channel parameters for DCH

6.11.6.4.6.11.2.1.2.1 Transport channel parameters for Conversational / speech / DL:12.2 kbps / CS RAB

See clause 6.11.6.4.1.4.2.1.1.

6.11.6.4.6.11.2.1.2.2 Transport channel parameters for DL: 3.4 kbps SRBs for DCCH

See clause 6.11.6.4.1.2.2.1.1.

6.11.6.4.6.11.2.1.2.3 TFCS

See clause 6.11.6.4.1.4.2.1.3.

6.11.6.4.6.11.2.2 Physical channel parameters

6.11.6.4.6.11.2.2.1 Physical channel parameters on DPCH

See clause 6.11.6.4.1.4.2.2.

6.11.6.4.6.11.2.2.2 Physical channel parameters on HS-PDSCH

See clause 6.11.6.4.6.1.2.2.2.

6.11.6.4.7 Combinations on HS-PDSCH and E-PUCH

6.11.6.4.7.1 Streaming or interactive or background / UL: [max bit rate depending on UE category and TTI] DL: [max bit rate depending on UE category] / PS RAB + UL:3.4 DL:3.4 kbps SRBs for DCCH on DCH

6.11.6.4.7.1.1 Uplink

6.11.6.4.7.1.1.1 Transport channel parameters

6.11.6.4.7.1.1.1.1 Transport channel parameters for E-DCH

6.11.6.4.7.1.1.1.1.1 MAC-d flow parameters for Streaming or interactive or background / UL: [max bit rate depending on UE category and TTI] / PS RAB

Higher layer	RAB/Signalling RB	RAB
RLC	Logical channel type	DTCH
	RLC mode	AM
	Payload sizes, bit	320
	Max data rate, bps	Depends on UE category and TTI
	AMD PDU header, bit	16
MAC	MAC multiplexing	N/A
	MAC-d PDU size, bit	336
	MAC-e/es header fixed part, bit	18
Layer 1	TrCH type	E-DCH
	TTI	10ms
	Coding type	TC
	CRC, bit	24

6.11.6.4.7.1.1.1.2 Transport channel parameters for DCH

6.11.6.4.7.1.1.1.2.1 Transport channel parameters for UL:3.4 kbps SRBs for DCCH

See clause 6.11.6.4.1.2.1.1.1.

6.11.6.4.7.1.1.2 Physical channel parameters

6.11.6.4.7.1.1.2.1 Physical channel parameters on E-PUCH

Note that each alternative configuration in physical channel parameters is stand-alone and can be associated with any of the RAB alternatives in the transport channel parameters.

UE E-DCH Physical Layer category 1:

E-PUCH	Number of processes	4
	Max Data Rate	1.7360Mbps

UE E-DCH Physical Layer category 2:

E-PUCH	Number of processes	4
	Max Data Rate	3.4752Mbps

UE E-DCH Physical Layer category 3:

E-PUCH	Number of processes	4
	Max Data Rate	5.2416Mbps

UE E-DCH Physical Layer category 4:

E-PUCH	Number of processes	4
	Max Data Rate	6.9536Mbps

UE E-DCH Physical Layer category 5:

E-PUCH	Number of processes	4
	Max Data Rate	8.7200Mbps

UE E-DCH Physical Layer category 6:

E-PUCH	Number of processes	4
	Max Data Rate	13.9104Mbps

UE E-DCH Physical Layer category 7:

E-PUCH	Number of processes	4
	Max Data Rate	20.9760Mbps

6.11.6.4.7.1.1.2.2 Physical channel parameters for DPCH

See clause 6.11.6.4.1.2.1.2

6.11.6.4.7.1.2 Downlink

See clause 6.11.6.4.6.1.2.

6.11.6.4.7.3 Streaming or interactive or background / UL: [max bit rate depending on UE category and TTI] DL: [max bit rate depending on UE category] / PS RAB + UL: [max bit rate depending on UE category and TTI] DL: [max bit rate depending on UE category] SRBs for DCCH on E-DCH and HS-DSCH

6.11.6.4.7.3.1 Uplink

See clause 6.11.6.4.7.1.1.

6.11.6.4.7.3.1.2 Physical channel parameters

6.11.6.4.7.3.1.2.1 Physical channel parameters on E-PUCH

See clause 6.11.6.4.7.1.1.2.1.

6.11.6.4.7.3.2 Downlink

6.11.6.4.7.3.2.1 Transport channel parameters

6.11.6.4.7.3.2.1.1 Transport channel parameters for HS-DSCH

6.11.6.4.7.3.2.1.1.1 MAC-d flow#1 parameters for Streaming or interactive or background / DL: [max bit rate depending on UE category] / PS RAB

See clause 6.11.6.4.6.1.2.1.1.1.

6.11.6.4.7.3.2.1.1.2 MAC-d flow#2 parameters for DL: [max bit rate depending on UE category] SRBs for HS-DSCH

Higher layer	RAB/Signalling RB	SRB#1	SRB#2	SRB#3	SRB#4
RLC	Logical channel type	DCCH	DCCH	DCCH	DCCH
	RLC mode	UM	AM	AM	AM
	Payload sizes, bit	136	128	128	128
	Max data rate, bps	Depends on UE category (NOTE)			
	AMD PDU header, bit	8	16	16	16
MAC	MAC-d header, bit	4	4	4	4
	MAC multiplexing	4 logical channel multiplexing			
	MAC-d PDU size, bit	148			
	MAC-hs header fixed part, bit	21			
Layer 1	TrCH type	HS-DSCH			
	TTI	10 ms			
	Coding type	TC			
	CRC, bit	24			
NOTE: The peak throughput may be limited by the maximum number of MAC-d PDUs that can be included in a single MAC-hs PDU (see 3GPP TS 25.321 [38]).					

6.11.6.4.7.3.2.2 Physical channel parameters

6.11.6.4.7.3.2.2.1 Physical channel parameters on HS-PDSCH.

See clause 6.11.6.4.6.1.2.2.2.

- 6.11.6.4.7.4 Conversational / speech / UL:12.2 DL:12.2 kbps / CS RAB + Streaming or interactive or background / UL: [max bit rate depending on UE category and TTI] DL: [max bit rate depending on UE category] / PS RAB + UL:3.4 DL:3.4 kbps SRBs for DCCH
- 6.11.6.4.7.4.1 Uplink
- 6.11.6.4.7.4.1.1 Transport channel parameters
- 6.11.6.4.7.4.1.1.1 Transport channel parameters for E-DCH
- 6.11.6.4.7.4.1.1.1.1 MAC-d flow parameters for Streaming or interactive or background / UL: [max bit rate depending on UE category and TTI] / PS RAB
- See clause 6.11.6.4.7.1.1.1.1.1.
- 6.11.6.4.7.4.1.1.2 Transport channel parameters for Conversational / speech / UL:12.2 kbps / CS RAB
- See clause 6.11.6.4.1.4.1.1.1.
- 6.11.6.4.7.4.1.1.3 Transport channel parameters for UL:3.4 kbps SRBs for DCCH
- See clause 6.11.6.4.1.2.1.1.1.
- 6.11.6.4.7.4.1.1.4 TFCS
- See clause 6.11.6.4.1.4.1.1.3.
- 6.11.6.4.7.4.1.2 Physical channel parameters
- 6.11.6.4.7.4.1.2.1 Physical channel parameters on E-PUCH
- See clause 6.11.6.4.7.1.1.2.1.
- 6.11.6.4.7.4.1.2.2 Physical channel parameters on DCH
- See clause 6.11.6.4.1.4.1.2.
- 6.11.6.4.7.4.2 Downlink
- See clause 6.11.6.4.6.3.2.
- 6.11.6.4.7.5 Streaming or interactive or background / UL:[max bit rate depending on UE category and TTI] DL: [max bit rate depending on UE category] kbps / PS RAB + Streaming or interactive or background / UL: [max bit rate depending on UE category and TTI] DL: [max bit rate depending on UE category] / PS RAB + UL:[max bit rate depending on UE category and TTI] DL:3.4 kbps SRBs for DCCH on E-DCH and DL DCH
- 6.11.6.4.7.5.1 Uplink
- 6.11.6.4.7.5.1.1 Transport channel parameters
- 6.11.6.4.7.5.1.1.1 Transport channel parameters for E-DCH
- MAC-e multiplexing between all MAC-d flows in the same MAC-e PDU shall be configured.
- 6.11.6.4.7.5.1.1.1.1 MAC-d flow #1 parameters for Streaming or interactive or background / UL: [max bit rate depending on UE category and TTI] / PS RAB
- See clause 6.11.6.4.7.1.1.1.1.1.
- 6.11.6.4.7.5.1.1.1.2 MAC-d flow #2 parameters for Streaming or interactive or background / UL: [max bit rate depending on UE category and TTI] / PS RAB
- See clause 6.11.6.4.7.1.1.1.1.1.
- 6.11.6.4.7.5.1.1.1.3 MAC-d flow #3 parameters for UL: [max bit rate depending on UE category and TTI] SRBs for E-DCH

See clause 6.11.6.4.7.2.1.1.1.2.

6.11.6.4.7.5.1.2 Physical channel parameters

6.11.6.4.7.5.1.2.1 Physical channel parameters on E-PUCH

See clause 6.11.6.4.7.1.1.2.1.

6.11.6.4.7.5.2 Downlink

See clause 6.11.6.4.6.3.2.

6.11.7 Reference Radio Bearer configurations used in Radio Bearer testing for 3.84 Mcps TDD IMB

6.11.7.1 Combinations of RABs and Signalling RBs

In the present document, physical channel parameters for following combinations of RABs and signalling RBs on a CCTrCH are described.

Combinations on SCCPCH

- 1) 7.6 kbps signalling RB for MBSFN MCCH with 40ms TTI

Combinations on SCCPCH Type 2

- 1) 124.4kbps RB for MBSFN MTCH with 80 ms TTI
- 2) 320.4kbps RB for MBSFN MTCH with 80 ms TTI
- 3) 497.6kbps RB for MBSFN MTCH with 80 ms TTI

6.11.7.2 Typical radio parameter sets

6.11.7.2.1 Combination on SCCPCH

6.11.7.2.1.1 7.6 kbps signalling RB for MBSFN MCCH with 40ms TTI

6.11.7.2.1.1.1 Transport channel parameters

6.11.7.2.1.1.1.1 Transport channel parameters for 7.6 kbps signalling RB for MCCH

Higher layer	RAB/signalling RB		SRB
	User of Radio Bearer		MBMS
RLC	Logical channel type		MCCH
	RLC mode		UM
	Payload sizes, bit		152
	Max data rate, bps		7600
	UMD PDU header, bit		8
MAC	MAC header, bit		-
	MAC multiplexing		N/A
Layer 1	TrCH type		FACH
	TB sizes, bit		80
	TFS	TF0, bits	0x160
		TF1, bits	1x160
		TF2, bits	2x160
	TTI, ms		40
	Coding type		CC 1/3
	CRC, bit		16
	Max number of bits/TTI after channel coding		1080
	Max number of bits/radio frame before rate matching		270
RM attribute		128	

6.11.7.2.1.1.2 TFCS

TFCS size	3
TFCS	MBMS SRB =TF0, TF1, TF2

6.11.7.2.1.1.2 Physical channel parameters

S-CCPCH	DTX position	Flexible
	Spreading factor	256
	Number of codes	1
	Number of data bits/slot	16
	Number of data bits/frame	240
	Modulation	QPSK
	Slot Format #	Format 1

6.11.7.2.2 Combinations on SCCPCH Type 2

6.11.7.2.2.1 124.4kbps RB for MBSFN MTCH with 80 ms TTI

6.11.7.2.2.1.1 Transport channel parameters

6.11.7.2.2.1.1.1 Transport channel parameters for 124.4 kbps PS RAB

Higher layer	RAB/signalling RB	RAB	
	User of Radio Bearer	MBMS	
RLC	Logical channel type	MTCH	
	RLC mode	UM	
	Payload sizes, bit	4976	
	Max data rate, bps	124400	
	UMD PDU header, bit	8	
MAC	MAC header, bit	8	
	MAC multiplexing	N/A	
Layer 1	TrCH type	FACH	
	TB sizes, bit	4992	
	TFS	TF0, bits	0x4992
		TF1, bits	1x4992
		TF2, bits	2x4992
	TTI, ms	80	
	Coding type	TC	
	CRC, bit	16	
	Max number of bits/TTI after channel coding	30072	
	Max number of bits/radio frame before rate matching	3759	
RM attribute	128		

6.11.7.2.2.1.1.2 TFCS

TFCS size	3
TFCS	124 kbps RAB =TF0, TF1, TF2

6.11.7.2.2.1.2 Physical channel parameters

S-CCPCH Type 2	DTX position	Flexible
	Spreading factor	16
	Number of codes	4
	Number of data bits/slot	1136
	Number of data bits/frame	3408
	Modulation	QPSK
	Slot Format #	Format 2 and 3

6.11.7.2.2.2 320.4kbps RB for MBSFN MTCH with 80 ms TTI

6.11.7.2.2.2.1 Transport channel parameters

6.11.7.2.2.2.1.1 Transport channel parameters for 320.4 kbps PS RAB

Higher layer	RAB/signalling RB		RAB
	User of Radio Bearer		MBMS
RLC	Logical channel type		MTCH
	RLC mode		UM
	Payload sizes, bit		4272
	Max data rate, bps		320400
	UMD PDU header, bit		8
MAC	MAC header, bit		8
	MAC multiplexing		N/A
Layer 1	TrCH type		FACH
	TB sizes, bit		4288
	TFS	TF0, bits	0x4288
		TF1, bits	1x4288
		TF2, bits	2x4288
		TF3, bits	3x4288
		TF4, bits	4x4288
		TF5, bits	5x4288
		TF6, bits	6x4288
	TTI, ms		80
	Coding type		TC
	CRC, bit		16
	Max number of bits/TTI after channel coding		77544
Max number of bits/radio frame before rate matching		9693	
RM attribute		128	

6.11.7.2.2.2.1.2 TFCS

TFCS size	7
TFCS	320 kbps RAB =TF0, TF1, TF2, TF3, TF4, TF5, TF6

6.11.7.2.2.2.2 Physical channel parameters

S-CCPCH Type 2	DTX position	Flexible
	Spreading factor	16
	Number of codes	4
	Number of data bits/slot	2288
	Number of data bits/frame	6864
	Modulation	16QAM
	Slot Format #	Format 4 and 5

6.11.7.2.2.3 497.6kbps RB for MBSFN MTCH with 80 ms TTI

6.11.7.2.2.3.1 Transport channel parameters

6.11.7.2.2.3.1.1 Transport channel parameters for 497.6 kbps PS RAB

Higher layer	RAB/signalling RB		RAB
	User of Radio Bearer		MBMS
RLC	Logical channel type		MTCH
	RLC mode		UM
	Payload sizes, bit		4976
	Max data rate, bps		497600
	UMD PDU header, bit		8
MAC	MAC header, bit		8
	MAC multiplexing		N/A
Layer 1	TrCH type		FACH
	TB sizes, bit		4992
	TFS	TF0, bits	0x4992
		TF1, bits	1x4992
		TF2, bits	2x4992
		TF3, bits	3x4992
		TF4, bits	4x4992
		TF5, bits	5x4992
		TF6, bits	6x4992
		TF7, bits	7x4992
	TF8, bits	8x4992	
	TTI, ms		80
	Coding type		TC
	CRC, bit		16
	Max number of bits/TTI after channel coding		120288
Max number of bits/radio frame before rate matching		15036	
RM attribute		128	

6.11.7.2.2.3.1.2 TFCS

TFCS size	9
TFCS	496 kbps RAB =TF0, TF1, TF2, TF3, TF4, TF5, TF6, TF7, TF8

6.11.7.2.2.3.2 Physical channel parameters

S-CCPCH Type 2	DTX position	Flexible
	Spreading factor	16
	Number of codes	5
	Number of data bits/slot	2864
	Number of data bits/frame	8592
	Modulation	16QAM
	Slot Format #	Format 4 and 5

7 Generic setup procedures

7.1 Basic Generic Procedures

7.1.1 UE Test States for Basic Generic Procedures

This clause describes a set of procedures for use by test cases in 3GPP TS 34.123-1 [1]. Describing these procedures in a generic manner allows their use in many test cases. By using these procedures, test case descriptions need not detail signalling that is not relevant to its purpose or understanding.

The procedures are based upon default values that are adapted to the most common usage. Test cases that require values different from the default will, when specifying the Basic Generic Procedure, also specify those parameters that are modified.

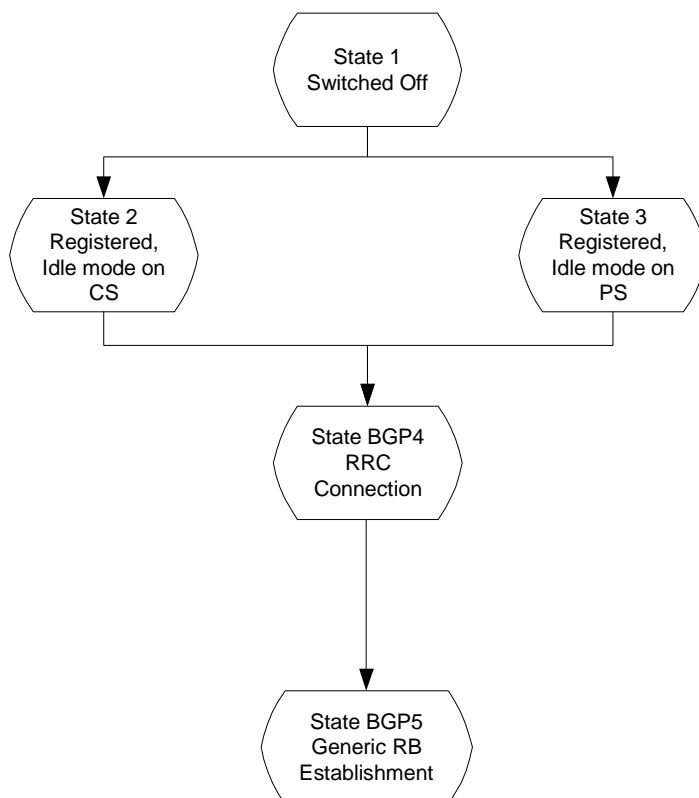


Figure 7.1.1: UE Test States for Basic Generic Procedures

In order that the UE can set up a call in UTRAN, there are a number of procedures to be undertaken in a hierarchical sequence to move between known states. The sequences are shown in figure 7.1.1 and the status of the relevant protocols in the UE in the different states are given in table 7.1.1.

Table 7.1.1: The UE states

		RRC	CC	MM	SM	GMM
State 1	Power OFF	----	null	null	pdp-inactive	GMM-null
State 2	CS Registered Idle Mode	idle	null	idle	pdp-inactive	GMM-deregistered
State 3	PS Registered Idle Mode	idle	null	null	pdp-inactive	GMM-registered
State BGP4	RRC Connection	connected	null	as previous	pdp-inactive	as previous
State BGP5	Generic RB Establishment	connected	null	as previous	pdp-inactive	as previous

7.1.2 Mobile terminated establishment of Radio Resource Connection

7.1.2.1 Initial conditions

System Simulator:

The system simulator will start from the default idle state. Parameters will be the default parameters for a single cell, unless otherwise specified in the test case.

User Equipment:

Unless otherwise specified in the test case, the UE will be in the following state:

- Default test operating conditions.
- The UE shall have followed the generic registration procedure for CS or PS operations, and will be in Idle Mode, Camped-on (State 2 or State 3).

7.1.2.2 Definition of system information messages

The default system information messages are used.

7.1.2.3 Procedure

- The SS sends a PAGING TYPE 1 message to the UE on the appropriate paging block, and with the IE "Paging record" containing the TMSI or P-TMSI of the UUT.
- The SS receives an RRC CONNECTION REQUEST message from the UE.
- On receipt of the RRC CONNECTION REQUEST the SS shall transmit a RRC CONNECTION SETUP message to the UE. The SS shall wait for the receipt of an RRC CONNECTION SETUP COMPLETE message from the UE.
- On receipt of an RRC CONNECTION SETUP COMPLETE message, the procedure is complete.

Step	Direction		Message	Comments
	UE	SS		
1	←		SYSTEM INFORMATION (BCCH)	Default SI messages
2	←		PAGING TYPE 1 (PCCH)	Sent on appropriate cycle
3		→	RRC CONNECTION REQUEST (CCCH)	RRC
4	←		RRC CONNECTION SETUP (CCCH)	RRC
5		→	RRC CONNECTION SETUP COMPLETE (DCCH)	RRC

7.1.2.4 Specific message contents

7.1.2.4.1 PAGING TYPE 1

This message is sent from the SS to the UE, using the TM RLC SAP, on the PCCH logical channel.

Information Element				Value/Remark
Message Type				PAGING TYPE 1
UE Information elements				
Paging record list	Paging record	CN originator	Paging cause	Terminating Speech Call (note)
			CN domain identity	CS domain (note)
			UE Identity	TMSI (GSM-MAP) As specified during Registration procedure
Other information elements				
BCCH modification info				omit
NOTE: These defaults are applied if no subsequent procedure is to be run. Otherwise, the Paging cause, CN domain identity and UE Identity are selected in accordance with the requirements of the following procedure.				

7.1.2.4.2 RRC CONNECTION REQUEST

This message is sent by the UE to the SS using the TM-RLC SAP. It is sent on the CCCH Logical channel.

Information Element			Value/Remark
Message Type			RRC CONNECTION REQUEST
UE information elements			
Initial UE identity	TMSI and LAI	TMSI (GSM-MAP)	As specified during Registration procedure
		LAI (GSM-MAP)	As specified by default 1 cell environment
Initial UE capability	Maximum number of AM entities		As declared in UE ICS
Establishment cause			As appropriate
Protocol error indicator			FALSE
>UE Specific Behaviour Information 1 idle			This IE will not be checked by default behaviour, but in specific test case.
Measurement information elements			
Measured results on RACH			Not checked
NOTE: These defaults are applied if no subsequent procedure is to be run. Otherwise, the UE Identity is selected in accordance with the requirements of the following procedure.			

7.1.2.4.3 RRC CONNECTION SETUP

This message is sent from the SS to the UE using the UM-RLC SAP. The message is sent on the CCCH Logical channel.

The default RRC CONNECTION SETUP message for the transition to connected mode CELL_DCH is used except for the IE fields specified below.

Information Element			Value/Remark
Message Type			RRC CONNECTION SETUP
UE Information Elements			
Initial UE identity	TMSI and LAI	TMSI (GSM-MAP)	As specified during Registration procedure
		LAI (GSM-MAP)	As specified by default 1 cell environment
RB Information Elements			
Use default			
TrCH Information Elements			
Use default			
PhyCH Information Elements			
Frequency info			As specified by default 1 cell environment
Uplink radio resources			
Use default			
Downlink radio resources			
Use default			
NOTE: These defaults are applied if no subsequent procedure is to be run. Otherwise, the UE Identity is selected in accordance with the requirements of the following procedure.			

7.1.2.4.4 RRC CONNECTION SETUP COMPLETE

This message is sent by the UE to the SS using AM-RLC SAP. The message is sent on the DCCH Logical channel.

Information Element			Value/Remark
Message Type			RRC CONNECTION SETUP COMPLETE
UE Information Elements			
Hyper frame number			Not checked
UE radio access capability	Conformance test compliance		R99
	PDCP capability	Support for lossless SRNS relocation	Not checked

Information Element		Value/Remark	
		Supported algorithm types	Not checked
	RLC capability	Total RLC AM buffer size	Not checked
		Maximum number of AM entities	Not checked
	Transport channel capability	Downlink	
		Max no of bits received	Not checked
		Max convolutionally coded bits received	Not checked
		Max turbo coded bits received	Not checked
		Maximum number of simultaneous transport channels	Not checked
		Max no of received transport blocks	Not checked
		Maximum number of TFC in the TFCS	Not checked
		Maximum number of TF	Not checked
		Support for turbo decoding	Not checked
		Uplink	
		Max no of bits transmitted	Not checked
		Max convolutionally coded bits received	Not checked
		Max turbo coded bits received	Not checked
		Maximum number of simultaneous transport channels	Not checked
		Max no of transmitted transport blocks	Not checked
		Maximum number of TFC in the TFCS	Not checked
		Maximum number of TF	Not checked
		Support for turbo encoding	Not checked
	RF capability	UE power class	As declared for UE
		Tx/Rx frequency separation	Not checked
	Physical channel capability	Downlink	
		Maximum number of simultaneous CCTrCH	Not checked
		Max no DPCH/PDSCH codes	Not checked (PDSCH: R99 and Rel-4 only)
		Max no physical channel bits received	Not checked
		Support for SF 512	Not checked
		Support of PDSCH	Not checked (R99 and Rel-4 only)
		Simultaneous reception of SCCPCH and DPCH	Not checked
		Max no of S-CCPCH RL	Not checked
		Uplink	
		Maximum number of DPDCH bits transmitted per 10 ms	Not checked
		Support of PCPCH (R99 and Rel-4 only)	Not checked
	UE multi-mode/multi-RAT capability	Multi-RAT capability	
		Multi-mode capability	FDD or FDD/TDD
	Security capability	Ciphering algorithm capability	Not checked
		Integrity protection algorithm capability	Not checked
	LCS capability	Standalone location method(s) supported	Not checked

Information Element		Value/Remark
	UE based OTDOA supported	Not checked
	Network Assisted GPS support	Not checked
	GPS reference time capable	Not checked
	Support for IPDL	Not checked
Measurement capability	Need for downlink compressed mode	Not checked
	FDD measurements DL	Not checked
	TDD measurements DL	Not checked
	GSM 900 DL	Not checked
	DCS 1800 DL	Not checked
	GSM 1900 DL	Not checked
	Multi-carrier measurement DL	Not checked
	Need for uplink compressed mode	Not checked
	FDD measurements UL	Not checked
	TDD measurements UL	Not checked
	GSM 900 UL	Not checked
	DCS 1800 UL	Not checked
	GSM 1900 UL	Not checked
	Multi-carrier measurement UL	Not checked
UE system specific capability		Not checked

7.1.3 Radio Bearer Setup Procedure

7.1.3.1 Initial conditions

The procedure specified in clause 7.1.2 will be run. This procedure starts from the successful completion of clause 7.1.2.

7.1.3.2 Definition of system information messages

The default system information messages are used.

7.1.3.3 Procedure

- The SS sends a RADIO BEARER SETUP message to the UE on the DCCH established by the RRC Connection Establishment procedure.
- The SS receives a RADIO BEARER SETUP COMPLETE message from the UE in RLC Acknowledged mode on the DCCH.

On reception of the RADIO BEARER SETUP COMPLETE the procedure is complete.

Step	Direction		Message	Comments
	UE	SS		
1	←		RADIO BEARER SETUP (DCCH)	RRC
2		→	RADIO BEARER SETUP COMPLETE (DCCH)	RRC

7.1.3.4 Specific message contents

7.1.3.4.1 RADIO BEARER SETUP

The RADIO BEARER SETUP message is sent from the System Simulator to the UE, using AM-RLC on the DCCH logical channel.

The default RRC CONNECTION SETUP message for the setup of a speech radio access bearer is used except for the IE fields specified below.

Information Element	Value/Remark
Message Type	RADIO BEARER SETUP
UE Information Elements	
CN Information Elements	
RB Information Elements	
RAB information for setup	Default parameters for 12.2 kbps speech RAB + 3.4 kbps signalling radio bearer according to clause 6.10.2.4.1.4 for FDD, clause 6.10.3.4.1.4 for 3.84 Mcps TDD and 6.11.5.4.1.4 for 1.28 Mcps TDD

7.1.3.4.2 RADIO BEARER SETUP COMPLETE

The RADIO BEARER SETUP COMPLETE message is sent from the UE to the System Simulator, using AM-RLC on the DCCH logical channel.

The default RADIO BEARER SETUP COMPLETE message is used.

Information Element	Value/Remark
Message Type	RADIO BEARER SETUP COMPLETE
Use default	

7.2 Generic setup procedures

7.2.1 UE Test States for Generic setup procedures

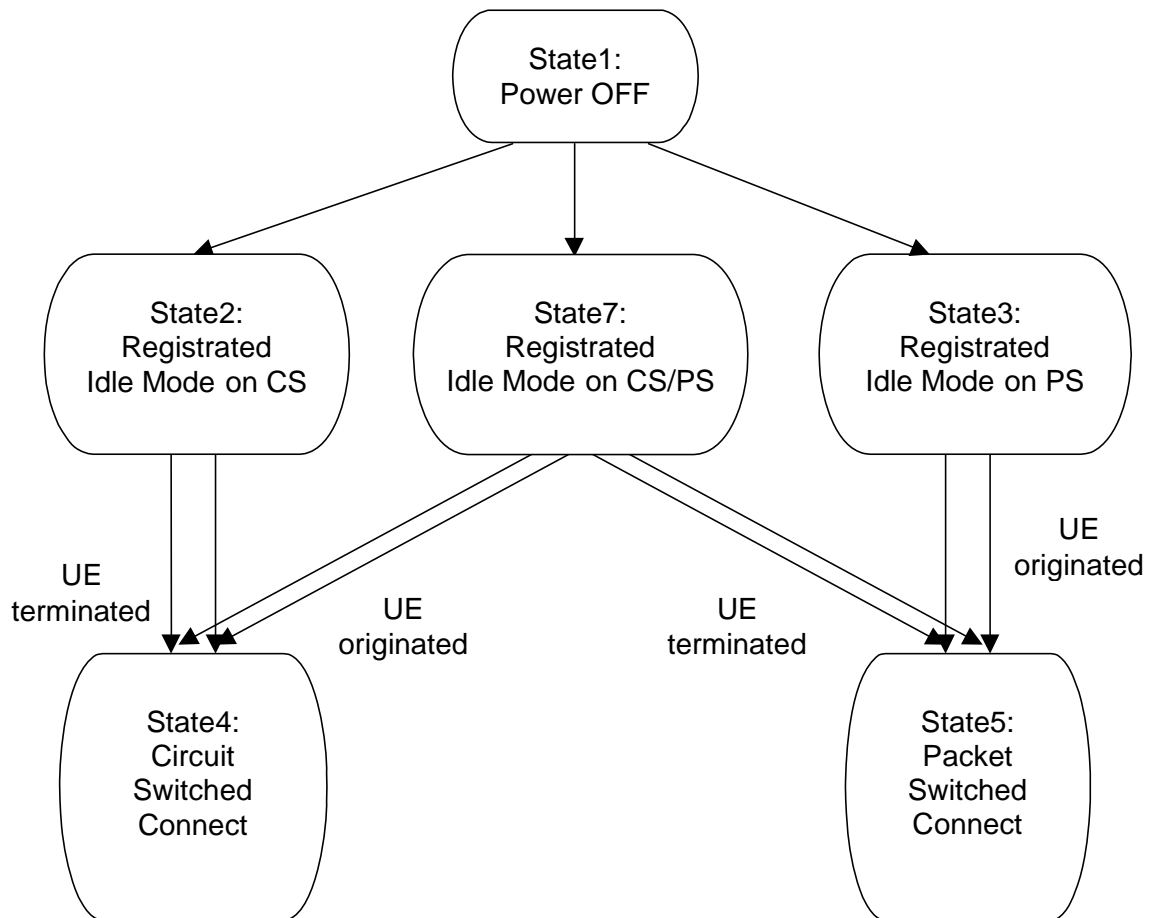


Figure 7.2.1.1: UE Test States for Generic setup procedures

In order that the UE can set up a call in UTRAN, there are a number of procedures to be undertaken in a hierarchical sequence to move between known states. The sequences are shown in figure 7.2.1.1 and the status of the relevant protocols in the UE in the different states are given in table 7.2.1.1.

Table 7.2.1.1: The UE states

		RRC	CC	MM	SM	GMM
State1	Power OFF	-----	null	null	pdp-inactive	GMM-null
State2	Registered Idle Mode on CS	idle	null	MM idle	pdp-inactive	GMM-deregistered
State3	Registered Idle Mode on PS	idle	null	null	pdp-inactive	GMM-registered
State4	Circuit Switched Connect	connected	active	MM connection active	pdp-inactive	same as previous state
State5	Packet Switched Connect	connected	null	same as previous state	pdp-active	GMM-registered
State7	Registered Idle Mode on CS/PS	idle	null	MM idle	pdp-inactive	GMM-registered

7.2.2 Registration of UE

The default procedures required to achieve the changes of state between State 1, in clause 7.2.1, and States 2, 3 and 7 are illustrated in the following clauses.

The choice of which procedure to use given a UE supporting packet services is influenced by the Network Mode of Operation being simulated by the SS and by the Operation Mode of the UE, as described in 3GPP TS 24.008 [32] clause 1.7.2.2. Table 7.2.2 shows the appropriate clause number for each combination of these two modes of operation.

Table 7.2.2: Registration Procedures for UEs Supporting Packet Services

Network Mode		NMO I	NMO II
UE Mode	PS/CS	7.2.2.3	7.2.2.4
	PS	7.2.2.2	7.2.2.2

7.2.2.1 Registration on CS

7.2.2.1.1 Initial condition

System Simulator:

- 1 cell, default parameters.

User Equipment:

- The UE shall be operated under normal test conditions.
- The Test-USIM shall be inserted.

7.2.2.1.2 Definition of system information messages

The default system information messages are used.

7.2.2.1.3 Procedure

Registration of UE for SS shall be established under ideal radio conditions as defined in clause 5.

Step	Direction		Message	Comments
	UE	SS		
1		←	SYSTEM INFORMATION (BCCH)	NW Broadcast
2		→	RRC CONNECTION REQUEST (CCCH)	RRC
3		←	RRC CONNECTION SETUP (CCCH)	RRC
4		→	RRC CONNECTION SETUP COMPLETE (DCCH)	RRC
5		→	LOCATION UPDATING REQUEST	MM
6		←	AUTHENTICATION REQUEST	MM
7		→	AUTHENTICATION RESPONSE	MM
8		←	SECURITY MODE COMMAND	RRC
9		→	SECURITY MODE COMPLETE	RRC
10		←	LOCATION UPDATING ACCEPT	MM
11		→	TMSI REALLOCATION COMPLETE	MM
12		←	RRC CONNECTION RELEASE	RRC
13		→	RRC CONNECTION RELEASE COMPLETE	RRC

7.2.2.1.4 Specific message contents

All Specific message contents shall be referred to clause 9.

7.2.2.2 Registration on PS

7.2.2.2.1 Initial condition

System Simulator:

- 1 cell, default parameters.

User Equipment:

- The UE shall be operated under normal test conditions.
- The Test-USIM shall be inserted.

7.2.2.2.2 Definition of system information messages

The default system information messages are used.

7.2.2.2.3 Procedure

Registration of UE for SS shall be established under ideal radio conditions as defined in clause 5.

Step	Direction		Message	Comments
	UE	SS		
1		←	SYSTEM INFORMATION (BCCH)	NW Broadcast
2		→	RRC CONNECTION REQUEST (CCCH)	RRC
3		←	RRC CONNECTION SETUP (CCCH)	RRC
4		→	RRC CONNECTION SETUP COMPLETE (DCCH)	RRC
5		→	ATTACH REQUEST	GMM
6		←	AUTHENTICATION AND CIPHERING REQUEST	GMM
7		→	AUTHENTICATION AND CIPHERING RESPONSE	GMM
8		←	SECURITY MODE COMMAND	RRC
9		→	SECURITY MODE COMPLETE	RRC
10		←	ATTACH ACCEPT	GMM
11		→	ATTACH COMPLETE	GMM
12		←	RRC CONNECTION RELEASE	RRC
13		→	RRC CONNECTION RELEASE COMPLETE	RRC

7.2.2.2.4 Specific message contents

All Specific message contents shall be referred to clause 9.

7.2.2.3 Registration on CS / PS combined environment

7.2.2.3.1 Initial condition

System Simulator:

- 1 cell operating in network operation mode I, default parameters.

User Equipment:

- The UE shall be operated under normal test conditions.
- The Test-USIM shall be inserted.

7.2.2.3.2 Definition of system information messages

The default system information messages are used.

7.2.2.3.3 Procedure UE establish PS registration immediately after the UE has been switched on

Registration of UE for SS shall be established under ideal radio conditions as defined in clause 5.

Step	Direction		Message	Comments
	UE	SS		
1		←	SYSTEM INFORMATION (BCCH)	NW Broadcast
2		→	RRC CONNECTION REQUEST (CCCH)	RRC
3		←	RRC CONNECTION SETUP (CCCH)	RRC
4		→	RRC CONNECTION SETUP COMPLETE (DCCH)	RRC
5		→	ATTACH REQUEST	GMM
6		←	AUTHENTICATION AND CIPHERING REQUEST	GMM
7		→	AUTHENTICATION AND CIPHERING RESPONSE	GMM
8		←	SECURITY MODE COMMAND	RRC
9		→	SECURITY MODE COMPLETE	RRC
10		←	ATTACH ACCEPT	GMM
11		→	ATTACH COMPLETE	GMM
12		←	RRC CONNECTION RELEASE	RRC
13		→	RRC CONNECTION RELEASE COMPLETE	RRC

7.2.2.3.3a Procedure UE establish PS registration later the user decides to use the PS services

CS registration has been successfully completed and RRC connection is released, see clause 7.2.2.1. Registration of UE for SS shall be established under ideal radio conditions as defined in clause 5.

Step	Direction		Message	Comments
	UE	SS		
1		←	SYSTEM INFORMATION (BCCH)	NW Broadcast
1a				The UE initiates an attach by MMI or by AT command.
2		→	RRC CONNECTION REQUEST (CCCH)	RRC
3		←	RRC CONNECTION SETUP (CCCH)	RRC
4		→	RRC CONNECTION SETUP COMPLETE (DCCH)	RRC
5		→	ATTACH REQUEST	GMM
6		←	AUTHENTICATION AND CIPHERING REQUEST	GMM
7		→	AUTHENTICATION AND CIPHERING RESPONSE	GMM
8		←	SECURITY MODE COMMAND	RRC
9		→	SECURITY MODE COMPLETE	RRC
10		←	ATTACH ACCEPT	GMM
11		→	ATTACH COMPLETE	GMM
12		←	RRC CONNECTION RELEASE	RRC
13		→	RRC CONNECTION RELEASE COMPLETE	RRC

7.2.2.3.4 Specific message contents

All Specific message contents shall be referred to clause 9.

7.2.2.4 Registration on CS / PS non-combined environment

7.2.2.4.1 Initial condition

System Simulator:

- 1 cell operating in network operation mode II, default parameters.

User Equipment:

- The UE set to Operation mode A
- The UE shall be operated under normal test conditions.
- The Test-USIM shall be inserted.

7.2.2.4.2 Definition of system information messages

The default system information messages are used.

7.2.2.4.3 Procedure

Registration of UE for SS shall be established under ideal radio conditions as defined in clause 5.

Registrations in the CS domain and in the PS domain shall execute independently. The separate registration procedures may occur sequentially or in parallel. If the procedures occur sequentially PS domain registration can be started immediately after power on or the UE can initiate PS registration by MMI or by AT command. If MMI or AT commands are used, registrations are done with two separate RRC connections. The procedures for CS and PS registration shall be as defined in clauses 7.2.2.1 and 7.2.2.2.

7.2.2.4.4 Specific message contents

All Specific message contents shall be referred to clause 9.

7.2.3 Call setup

7.2.3.1 Generic call set up procedure for mobile terminating circuit switched calls

7.2.3.1.1 Initial conditions

System Simulator:

- 1 cell, default parameters.

User Equipment:

- The UE shall be operated under normal test conditions.
- The Test-USIM shall be inserted.

7.2.3.1.2 Definition of system information messages

The default system information messages are used.

7.2.3.1.3 Procedure

The Call Set-up procedure shall be performed under Ideal radio conditions as defined in clause 5.

Step	Direction		Message	Comments
	UE	SS		
1	←		SYSTEM INFORMATION (BCCH)	Broadcast
2	←		PAGING (PCCH)	Paging

Step	Direction		Message	Comments
	UE	SS		
3	→		RRC CONNECTION REQUEST (CCCH)	RRC
4	←		RRC CONNECTION SETUP (CCCH)	RRC
5	→		RRC CONNECTION SETUP COMPLETE (DCCH)	RRC
6	→		PAGING RESPONSE	RR
7	←		AUTHENTICATION REQUEST	MM
8	→		AUTHENTICATION RESPONSE	MM
9	←		SECURITY MODE COMMAND	RRC
10	→		SECURITY MODE COMPLETE	RRC
11	←		SET UP	CC (see note)
12	→		CALL CONFIRMED	CC
13	←		RADIO BEARER SETUP	RRC RAB SETUP
14	→		RADIO BEARER SETUP COMPLETE	RRC
15	→		ALERTING	CC (this message is optional)
16	→		CONNECT	CC
17	←		CONNECT ACKNOWLEDGE	CC

NOTE: The "Signal" information element is not included in the SETUP message.

7.2.3.1.4 Specific message contents

All Specific message contents shall be referred to clause 9.

7.2.3.2 Generic call set-up procedure for mobile originating circuit switched calls

7.2.3.2.1 Initial conditions

System Simulator:

- 1 cell, default parameters.

User Equipment:

- The UE shall be operated under normal test conditions.
- The Test-USIM shall be inserted.

7.2.3.2.2 Definition of system information messages

The default system information messages are used.

7.2.3.2.3 Procedure

The Call Set-up procedure shall be performed under Ideal radio conditions as defined in clause 5.

Step	Direction		Message	Comments
	UE	SS		
1	←		SYSTEM INFORMATION (BCCH)	Broadcast
2	→		RRC CONNECTION REQUEST (CCCH)	RRC
3	←		RRC CONNECTION SETUP (CCCH)	RRC
4	→		RRC CONNECTION SETUP COMPLETE (DCCH)	RRC
5	→		CM SERVICE REQUEST	MM
6	←		AUTHENTICATION REQUEST	MM
7	→		AUTHENTICATION RESPONSE	MM
8	←		SECURITY MODE COMMAND	RRC
9	→		SECURITY MODE COMPLETE	RRC
10	→		SET UP	CC
11	←		CALL PROCEEDING	CC
12	←		RADIO BEARER SETUP	RRC RAB SETUP
13	→		RADIO BEARER SETUP COMPLETE	RRC
14	←		ALERTING	CC
15	←		CONNECT	CC
16	→		CONNECT ACKNOWLEDGE	CC

7.2.3.2.4 Specific message contents

All Specific message contents shall be referred to clause 9.

7.2.4 Session setup

7.2.4.1 Generic session set up procedure for mobile terminating packet switched sessions

7.2.4.1.1 Initial conditions

System Simulator:

- 1 cell, default parameters.

User Equipment:

- The UE shall be operated under normal test conditions.
- The Test-USIM shall be inserted.

7.2.4.1.2 Definition of system information messages

The default system information messages are used.

7.2.4.1.3 Procedure

The Session Set-up procedure shall be performed under Ideal radio conditions as defined in clause 5.

Step	Direction		Message	Comments
	UE	SS		
1		←	SYSTEM INFORMATION (BCCH)	Broadcast
2		←	PAGING TYPE1 (PCCH)	Paging
3		→	RRC CONNECTION REQUEST (CCCH)	RRC
4		←	RRC CONNECTION SETUP (CCCH)	RRC
5		→	RRC CONNECTION SETUP COMPLETE (DCCH)	RRC
6		→	SERVICE REQUEST	GMM
7		←	AUTHENTICATION AND CIPHERING REQUEST	GMM
8		→	AUTHENTICATION AND CIPHERING RESPONSE	GMM
9		←	SECURITY MODE COMMAND	RRC
10		→	SECURITY MODE COMPLETE	RRC
11		←	REQUEST PDP CONTEXT ACTIVATION	SM
12		→	ACTIVATE PDP CONTEXT REQUEST	SM (NOTE 1, NOTE 2)
13		←	RADIO BEARER SETUP	RRC RAB SETUP
14		→	RADIO BEARER SETUP COMPLETE	RRC
15		←	ACTIVATE PDP CONTEXT ACCEPT	SM

NOTE 1: The UE implemented according to the Rel-7 and earlier versions of the specification may include static PDP address. The UE implemented according to the Rel-8 and later versions of the specification shall not include the PDP address but the PDP address allocation is dynamic and shall be handled by the SS by including the IPv4 PDP address (set as per PIXIT) in the ACTIVATE PDP CONTEXT ACCEPT message. In UTRA-EUTRA test cases IPv4 and/or IPv6 address (set as per PIXIT) is included in the ACTIVATE PDP CONTEXT ACCEPT message.

NOTE 2: UEs supporting S1 mode shall indicate subscribed, interactive or background traffic class in the QoS requested. UEs not supporting S1 mode should indicate subscribed, interactive or background traffic class in the QoS requested.

7.2.4.1.4 Specific message contents

All Specific message contents shall be referred to clause 9.

7.2.4.2 Generic session set up procedure for mobile originating packet switched sessions

7.2.4.2.1 Initial conditions

System Simulator:

- 1 cell, default parameters.

User Equipment:

- The UE shall be operated under normal test conditions.
- The Test-USIM shall be inserted.

7.2.4.2.2 Definition of system information messages

The default system information messages are used.

7.2.4.2.3 Procedure

The Session Set-up procedure shall be performed under Ideal radio conditions as defined in clause 5.

Step	Direction		Message	Comments
	UE	SS		
1		←	SYSTEM INFORMATION (BCCH)	Broadcast
2		→	RRC CONNECTION REQUEST (CCCH)	RRC
3		←	RRC CONNECTION SETUP (CCCH)	RRC
4		→	RRC CONNECTION SETUP COMPLETE (DCCH)	RRC
5		→	SERVICE REQUEST	GMM
6		←	AUTHENTICATION AND CIPHERING REQUEST	GMM
7		→	AUTHENTICATION AND CIPHERING RESPONSE	GMM
8		←	SECURITY MODE COMMAND	RRC
9		→	SECURITY MODE COMPLETE	RRC
10		→	ACTIVATE PDP CONTEXT REQUEST	SM (NOTE 1, NOTE 2)
11		←	RADIO BEARER SETUP	RRC RAB SETUP
12		→	RADIO BEARER SETUP COMPLETE	RRC
13		←	ACTIVATE PDP CONTEXT ACCEPT	SM

NOTE 1: The UE implemented according to the Rel-7 and earlier versions of the specification may include static PDP address. The UE implemented according to the Rel-8 and later versions of the specification shall not include the PDP address but the PDP address allocation is dynamic and shall be handled by the SS by including the IPv4 PDP address (set as per PIXIT) in the ACTIVATE PDP CONTEXT ACCEPT message. In UTRA-EUTRA test cases IPv4 and/or IPv6 address (set as per PIXIT) in the ACTIVATE PDP CONTEXT ACCEPT message.

NOTE 2: UEs supporting S1 mode shall indicate subscribed, interactive or background traffic class in the QoS requested. UEs not supporting S1 mode should indicate subscribed, interactive or background traffic class in the QoS requested.

7.2.4.2.4 Specific message contents

All Specific message contents shall be referred to clause 9.

7.2.5 IMS Emergency Call setup

7.2.5.1 Generic IMS Emergency call set up procedure for mobile originating packet switched sessions – Normal Service

7.2.5.1.1 Initial conditions

System Simulator:

- 1 cell, default parameters.

User Equipment:

- The UE shall be in Registered, Idle Mode state (State 7).
- The Test-USIM shall be inserted and is capable of making Emergency Call.

7.2.5.1.2 Definition of system information messages

The default system information messages are used.

7.2.5.1.3 Procedure

The Emergency IMS Call Set-up procedure shall be performed under Ideal radio conditions as defined in clause 5.

Step	Direction		Message	Comments
	UE	SS		
1		←	SYSTEM INFORMATION (BCCH)	Broadcast
2			Make the UE attempt an IMS Emergency call	
3		→	RRC CONNECTION REQUEST (CCCH) with 'establishmentCause' set to 'emergency'	NOTE 1
4		←	RRC CONNECTION SETUP (CCCH)	RRC
5		→	RRC CONNECTION SETUP COMPLETE (DCCH)	RRC
6		→	SERVICE REQUEST	GMM
7		←	SECURITY MODE COMMAND	RRC
8		→	SECURITY MODE COMPLETE	RRC
9		→	ACTIVATE PDP CONTEXT REQUEST with 'Request Type' set to 'Emergency'	SM (NOTE 2, NOTE 3)
10		←	RADIO BEARER SETUP	The SS establishes the AM RAB for IMS signalling
11		→	RADIO BEARER SETUP COMPLETE	
12				EXCEPTION: In parallel to the events described in steps 15 to 21 below, the behaviour in steps 13 and 14 occurs
13				Steps 1-4 defined in annex C.20 in TS 34.229-1 [46]
14				Steps defined in annex C22 in TS 34.229-1[46]
15		←	ACTIVATE PDP CONTEXT ACCEPT	The SS accepts the PDP context
16		←	REQUEST SECONDARY PDP CONTEXT ACTIVATION	The SS requests a Secondary PDP context activation and starts timer T3385 (NOTE 4)
17		→	ACTIVATE SECONDARY PDP CONTEXT REQUEST	The UE requests a Secondary PDP context activation, enters the state PDP-ACTIVE-PENDING and starts timer T3380 .(NOTE 4)
18				The SS stops timer T3385
19		←	RADIO BEARER SETUP	The SS establishes the UM RAB for IMS voice
20		→	RADIO BEARER SETUP COMPLETE	

21	←	ACTIVATE SECONDARY PDP CONTEXT ACCEPT	The SS accepts the Secondary PDP context activation with the requested QoS
----	---	---------------------------------------	--

NOTE 1: The RRC establishment cause will be set to "Emergency".

NOTE 2: The UE shall not include the PDP address but the PDP address allocation is dynamic and shall be handled by the SS by including the IPv4 PDP and/or IPv6 address (set as per PIXIT) in the ACTIVATE PDP CONTEXT ACCEPT message.

NOTE 3: The UEs supporting S1 mode shall include interactive or background traffic class in the QoS requested. The UEs not supporting S1 mode should include interactive or background traffic class in the QoS requested.

NOTE 4: 'Conversational' is included in the QoS in the REQUEST SECONDARY PDP CONTEXT ACTIVATION and in the ACTIVATE SECONDARY PDP CONTEXT REQUEST message sent by the UE.

7.2.5.1.4 Specific message contents

All Specific message contents shall be referred to clause 9.

Step 5: The UE transmits an *RRCConnectionSetupComplete* message to confirm the successful completion of the connection establishment and

Step 6: The UE transmits the SERVICE REQUEST message.

Step 7: The SS transmits a *SecurityModeCommand* message to activate AS security.

Step 8: The UE transmits a *SecurityModeComplete* message and establishes the initial security configuration.

Step 9: UE transmits a Activate PDP Context Request message with Request Type set to Emergency with a PDP type number "IPv4v6 address" in the Requested PDP address information element. See TS 34.229 Annex C.17

Step 10: SS sends Radio Bearer Setup message - Use the same message as specified for "Packet to CELL_DCH / E-DCH / HS-DSCH using one multiplexing option (1/1) and SRBs mapped on E-DCH/HS-DSCH", condition A17c.

Step 19: Use the following specific message content:

RADIO BEARER SETUP

Information Element	Value/remark
Message Type	
RRC transaction identifier	Arbitrarily selects an integer between 0 and 3
Integrity check info	
- message authentication code	SS calculates the value of MAC-I for this message and writes to this IE. The first/ leftmost bit of the bit string contains the most significant bit of the MAC-I.
- RRC message sequence number	SS provides the value of this IE, from its internal counter.
Integrity protection mode info	Not Present
Ciphering mode info	Not Present
Activation time	$(256 + CFN - (CFN \text{ MOD } 8 + 8)) \text{ MOD } 256$
New U-RNTI	Not Present
New C-RNTI	Not Present
New DSCH-RNTI	Not Present
New H-RNTI	'1010 1010 1010 1010'
New Primary E-RNTI	'1010 1010 1010 1010'
New Secondary E-RNTI	Not Present
RRC State indicator	CELL_DCH
UTRAN DRX cycle length coefficient	Not Present
CN information info	Not Present
URA identity	Not Present

RNC support for change of UE capability	Not Present
CHOICE Specification mode	Complete specification
- Signalling RB information to setup	Not Present
- RAB information for setup	(Conversational UM DTCH for PS domain)
- RAB info	0000 0110B
- RAB identity	The first/ leftmost bit of the bit string contains the most significant bit of the RAB identity.
- CN domain identity	PS domain
- NAS Synchronization Indicator	Not Present
- Re-establishment timer	useT314
- RB information to setup	
- RB identity	27
- PDCP info	
- Support for lossless SRNS relocation	FALSE
- Max PDCP SN window size	Not present
- PDCP PDU header	Present
- Header compression information	
- CHOICE algorithm type	
- RFC3095	
- Profiles	2 profiles
- Profile instance	1
- Profile instance	2
- Uplink	
- Max_CID	15
- Downlink	
- Max_CID	15
- Reverse-Decompression_Depth	0
- CHOICE RLC info type	RLC info
- CHOICE Uplink RLC mode	UM RLC
- Transmission RLC discard	Not present
- CHOICE Downlink RLC mode	UM RLC
- DL UM RLC LI size	7
- DL Reception Window Size	32
- One sided RLC re-establishment	FALSE
- Alternative E-bit interpretation	Not present
- RB mapping info	
- Information for each multiplexing option	1 RBmuxOption
- RLC logical channel mapping indicator	Not Present
- Number of uplink RLC logical channels	1
- Uplink transport channel type	E-DCH
- Logical channel identity	9
- E-DCH MAC-d flow identity	4
- CHOICE RLC PDU size	Fixed size
- DDI	7
- RLC PDU size list	12 RLC PDU sizes
- RLC PDU size	96 bits
- RLC PDU size	112 bits
- RLC PDU size	144 bits
- RLC PDU size	160 bits
- RLC PDU size	176 bits
- RLC PDU size	192 bits
- RLC PDU size	208 bits
- RLC PDU size	224 bits
- RLC PDU size	288 bits
- RLC PDU size	296 bits
- RLC PDU size	312 bits
- RLC PDU size	336 bits
- Include in scheduling info	TRUE
- MAC logical channel priority	8
- Downlink RLC logical channel info	
- Number of downlink RLC logical channels	1
- Downlink transport channel type	HS-DSCH
- DL DCH Transport channel identity	Not present
- DL DSCH Transport channel identity	Not present
- DL HS-DSCH MAC-d flow identity	3
- Logical channel identity	Not Present
RB information to reconfigure list	Not Present
RB information to be affected	Not Present

Downlink counter synchronization info	Not Present
PDCP ROHC target mode	O-mode
- Target Mode	Not Present
UL Transport channel information for all transport channels	Not Present
Deleted UL TrCH information	Not Present
Added or Reconfigured UL TrCH information	1 E-DCH with one DCCH MAC-d flow and two DTCH MAC-d flows
- Uplink transport channel type	E-DCH
- CHOICE UL parameters	E-DCH
- UL MAC header type	Not present
- UL MAC header type	MAC-e/es
- CHOICE mode	FDD
- E-DCH Transmission Time Interval	set to 2ms if supported by the UE E-DCH category, or 10ms if the UE E-DCH category does not support 2ms TTI
- HARQ info for E-DCH	rvtable
- HARQ RV Configuration	(for DCCH)
- Added or reconfigured E-DCH MAC-d flow	1
- E-DCH MAC-d flow identity	0
- E-DCH MAC-d flow power offset	7
- E-DCH MAC-d flow maximum number of retransmissions	Not Present
- E-DCH MAC-d flow multiplexing list	Non-scheduled grant info
- CHOICE transmission grant type	168 bits
- Max MAC-e PDU contents size	Not Present
- 2 ms non-scheduled transmission grant	(for first DTCH)
HARQ process allocation	2
- Added or reconfigured E-DCH MAC-d flow	0
- E-DCH MAC-d flow identity	7
- E-DCH MAC-d flow power offset	Not Present
- E-DCH MAC-d flow maximum number of retransmissions	Scheduled grant info
- E-DCH MAC-d flow multiplexing list	(for second DTCH)
- CHOICE transmission grant type	3
- Added or reconfigured E-DCH MAC-d flow	0
- E-DCH MAC-d flow identity	7
- E-DCH MAC-d flow power offset	Not Present
- E-DCH MAC-d flow maximum number of retransmissions	Scheduled grant info
- CHOICE transmission grant type	
DL Transport channel information common for all transport channel	Not Present
Deleted DL TrCH information	Not Present
Added or Reconfigured DL TrCH information	DCH for DCCH and HS-DSCH for 3 DTCHs
- Downlink transport channel type	DCH
- DL Transport channel identity	10
- CHOICE DL parameters	Explicit
- TFS	Dedicated transport channels
- CHOICE Transport channel type	Reference to clause 6.10 Parameter Set
- Dynamic Transport format information	(This IE is repeated for TFI number.)
- RLC Size	Not Present
- Number of TBs and TTI List	Reference to clause 6.10 Parameter Set
- Transmission Time Interval	All
- Number of Transport blocks	Reference to clause 6.10 Parameter Set
- CHOICE Logical channel list	Reference to clause 6.10 Parameter Set
- Semi-static Transport Format information	Reference to clause 6.10 Parameter Set
- Transmission time interval	Reference to clause 6.10 Parameter Set
- Type of channel coding	Reference to clause 6.10 Parameter Set
- Coding Rate	Reference to clause 6.10 Parameter Set
- Rate matching attribute	Reference to clause 6.10 Parameter Set
- CRC size	Reference to clause 6.10 Parameter Set
- DCH quality target	-20 (-2.0)
- BLER Quality value	HS-DSCH
- Downlink transport channel type	Not Present
- DL Transport channel identity	HS-DSCH
- CHOICE DL parameters	

- HARQ Info	Reference to clause 6.10.2.4.5 Parameter Set
- Number of Processes	Implicit
- CHOICE <i>Memory Partitioning</i>	MAC-ehs
- CHOICE <i>DL MAC header type</i>	
- Added or reconfigured MAC-ehs reordering	
queue	(three queues)
- MAC-ehs queue to add or reconfigure list	
- MAC-ehs queue Id	2 (for first DTCH)
- T1	50
- MAC-ehs window size	16
- MAC-ehs queue Id	3 (for second DTCH)
- T1	50
- MAC-ehs window size	16
- DCH quality target	Not present
Frequency info	
- UARFCN uplink (Nu)	Reference to clause 5.1 Test frequencies. This IE should be present, if the default duplex distance defined for the operating frequency band is not used and frequency is different from the current frequency, otherwise set to Not Present.
- UARFCN downlink (Nd)	Reference to clause 5.1 Test frequencies if frequency is different from the current frequency otherwise set to Not Present.
Maximum allowed UL TX power	33dBm
Uplink DPCH info	
- Uplink DPCH power control info	
- DPCCH power offset	-40 (-80dB)
- PC Preamble	1 frame
- SRB delay	7 frames
- Power Control Algorithm	Algorithm1
- TPC step size	0 (1dB)
- Δ_{ACK}	3
- Δ_{NACK}	3
- Ack-Nack repetition factor	1
- HARQ_preamble_mode	0
- Scrambling code type	Long
- Scrambling code number	0 (0 to 16777215)
- Number of DPDCH	0
- spreading factor	Not Present
- TFCI existence	FALSE
- Number of FBI bit	Not Present
- Puncturing Limit	Not Present
- Number of TPC bits	Not Present
E-DCH info	
- MAC-es/e reset indicator	TRUE
- E-DPCCH info	
- E-DPCCH/DPCCH power offset	0
- Happy bit delay condition	100 ms
- E-TFC Boost Info	Not Present
- E-DPDCH power interpolation	Not Present
- E-DPDCH info	
- E-TFCI table index	0
- E-DCH minimum set E-TFCI	9
- Reference E-TFCIs	2 E-TFCIs
- Reference E-TFCI	11
- Reference E-TFCI PO	4
- Reference E-TFCI	83
- Reference E-TFCI PO	16
- Maximum channelisation codes	2sf4
- PLnon-max	0.84
- Scheduling Information Configuration	
- Periodicity for Scheduling Info – no grant	Not present
- Periodicity for Scheduling Info – grant	Not present
- Power Offset for Scheduling Info	0
- 3-Index-Step Threshold	Not present
- 2-Index-Step Threshold	Not present
- Scheduled Transmission configuration	

- 2ms scheduled transmission grant HARQ process allocation	Not present
- Serving Grant	Not present
-UL 16QAM settings	Not Present
Downlink HS-PDSCH Information	
- HS-SCCH Info	
- CHOICE mode	FDD
- DL Scrambling Code	Not present
- HS-SCCH Channelisation Code Information	
- HS-SCCH Channelisation Code	7
- Measurement Feedback Info	
- CHOICE mode	FDD
- POhsdsch	6 dB
- CQI Feedback cycle, k	4 ms
- CQI repetition factor	1
- Δ_{CQI}	5 (corresponds to 0dB in relative power offset)
- CHOICE mode	FDD (no data)
- Downlink 64QAM configured	TRUE
- HS-DSCH TB size table	Not present
Downlink information common for all radio links	
- Downlink F-DPCH info common for all RL	
- Timing Indication	Maintain
- Timing maintained Synchronization indicator	FALSE
- Downlink F-DPCH power control information	
- DPC mode	0 (single)
- TPC command error rate target	0.04
- CHOICE mode	FDD
- DPCH compressed mode info	Not Present
- TX Diversity mode	None
- Default DPCH Offset Value	Not Present
- MAC-hs reset indicator	Not Present
Downlink information for each radio link list	
- Downlink information for each radio link	
- Choice mode	FDD
- Primary CPICH info	
- Primary scrambling code	Ref. to the Default setting in clause 6.1 (FDD)
- Serving HS-DSCH radio link indicator	TRUE
- Serving E-DCH radio link indicator	TRUE
- Downlink DPCH info for each RL	Not Present
- Downlink F-DPCH info for each RL	
- Primary CPICH usage for channel estimation	Primary CPICH may be used
- F-DPCH frame offset	Set to value Default DPCH Offset Value (as currently stored in SS) mod 38 400
- F-DPCH slot format	3 if UE supports enhanced F-DPCH, otherwise Not Present
- Secondary CPICH info	Not Present
- Secondary scrambling code	Not Present
- Code number	12
- TPC combination index	0
- E-AGCH Info	
- E-AGCH Channelisation Code	10
- CHOICE E-HICH Information	
- E-HICH Information	
- Channelisation code	4
- Signature sequence	1
- CHOICE E-RGCH Information	Not Present
MBMS PL Service Restriction Information	Not Present

7.2.5.2 Generic IMS Emergency call set up procedure for mobile originating packet switched sessions – Limited Service

7.2.5.2.1 Initial conditions

System Simulator:

- 1 cell, default parameters.

User Equipment:

- The UE is in GMM-DEREGISTERED.LIMITED-SERVICE state. .
- The Test-USIM shall be inserted and is capable of making Emergency Call.

7.2.5.2.2 Definition of system information messages

The default system information messages are used, except the SIB3 contents specified in 7.2.5.2.4.

7.2.5.2.3 Procedure

The establishment of Emergency IMS Call Set-up procedure is assumed to be mobile originated.

Step	Direction		Message	Comments
	UE	SS		
1			Make the UE attempt an IMS Emergency call	
2	→		RRC CONNECTION REQUEST (CCCH) with 'establishmentCause' set to 'emergency'	
3	←		RRC CONNECTION SETUP (CCCH)	RRC
4	→		RRC CONNECTION SETUP COMPLETE (DCCH)	RRC
5	→		ATTACH REQUEST with Attach Type set to "Emergency Attach"	GMM
6	←		AUTHENTICATION AND CIPHERING REQUEST	GMM
7	→		AUTHENTICATION AND CIPHERING RESPONSE	GMM
8	←		SECURITY MODE COMMAND	RRC
9	→		SECURITY MODE COMPLETE	RRC
10	←		ATTACH ACCEPT	GMM
11	→		ATTACH COMPLETE	GMM
12	→		ACTIVATE PDP CONTEXT REQUEST with 'Request Type' set to 'Emergency'	SM (NOTE 1, NOTE 2)
13	←		RADIO BEARER SETUP	The SS establishes the AM RAB for IMS signalling
14	→		RADIO BEARER SETUP COMPLETE	
15				EXCEPTION: In parallel to the events described in steps 17 to 23 below, the behaviour in steps 16 occurs.
16				Steps defined in annex C22 in TS 34.229-1[46]
17	←		ACTIVATE PDP CONTEXT ACCEPT	The SS accepts the PDP context
18	←		REQUEST SECONDARY PDP CONTEXT ACTIVATION	The SS requests a Secondary PDP context activation and starts timer T3385 (NOTE 3)
19	→		ACTIVATE SECONDARY PDP CONTEXT REQUEST	The UE requests a Secondary PDP context activation, enters the state PDP-ACTIVE-PENDING and starts timer T3380 (NOTE 3)
20				The SS stops timer T3385
21	←		RADIO BEARER SETUP	The SS establishes the UM RAB for IMS voice
22	→		RADIO BEARER SETUP COMPLETE	
23	←		ACTIVATE SECONDARY PDP CONTEXT ACCEPT	The SS accepts the Secondary PDP context activation with the requested QoS

NOTE 1: The UE shall not include the PDP address but the PDP address allocation is dynamic and shall be handled by the SS by including the IPv4 and/or IPv6 PDP address (set as per PIXIT) in the ACTIVATE PDP CONTEXT ACCEPT message.

NOTE 2: The UEs supporting S1 mode shall include interactive or background traffic class in the QoS requested. The UEs not supporting S1 mode should include interactive or background traffic class in the QoS requested.

NOTE 3: 'Conversational' is included in the QoS in the REQUEST SECONDARY PDP CONTEXT ACTIVATION and in the ACTIVATE SECONDARY PDP CONTEXT REQUEST message sent by the UE.

7.2.5.2.4 Specific message contents

All Specific message contents shall be referred to clause 9.

SYSTEM INFORMATION BLOCK TYPE 3 (Step 1)

The same content as in default message in TS 34.108 section 6.1.0b with the following exceptions:

Information Element	Value/remark
IMS Emergency Support Indicator	This IE specifies the support of IMS emergency call in the cell for limited service mode UE

Step 4: The UE transmits an *RRCConnectionSetupComplete* message to confirm the successful completion of the connection establishment

ATTACH REQUEST (Step 5)

Information Element	Value/remark
Attach Request message identity	Emergency Attach, Follow-on request pending
Mobile identity	IMSI

Step 8: The SS transmits a *SecurityModeCommand* message to activate AS security.

Step 9: The UE transmits a *SecurityModeComplete* message and establishes the initial security configuration.

ATTACH ACCEPT (Step 10)

Information Element	Value/remark
Emergency number list	10 numbers (TS 24.008, 10.5.3.13) The numbers shall be different than any of those indicated in TS 22.101 clause 10.1.1 AND the numbers stored in the USIM
Network feature support information element	Emergency bearer services supported in lu mode, but not supported in A/Gb mode

Step 12: UE transmits a Activate PDP Context Request message with Request Type set to Emergency with a PDP type number "IPv4v6 address" in the Requested PDP address information element. See TS 34.229 Annex C.17

Step 13: SS sends Radio Bearer Setup message - Use the same message as specified in clause 7.2.5.1.4 step 10

Step 21: SS sends Radio Bearer Setup message - Use the same message as specified in clause 7.2.5.1.4 step 19.

7.2.6 IP address allocation

UE IP address is allocated during the mobile originating packet switched sessions procedure referred to 7.2.4.2.

If UE supports IPv4/IPv6 or IPv6, a full IPv6 address is allocated to UE via NAS signalling in the PDP CONTEXT ACCEPT message. Once the PDP context is established, if the UE supports IPv6 it may perform IPv6 Stateless Address Autoconfiguration. The UE sends an **ICMPv6 Router Solicitation** message; as response the network sends an **ICMPv6 Router Advertisement** message.

Depending on the UE configuration there may be unpredictable delay in the start of the Stateless Address Auto configuration procedure. A guarding time of 1.2 sec is granted within which the procedure is expected to start. If the timer expires then the test shall advance to the next specified step in the test sequence.

7.3 Test procedures for RF test

NOTE: In general parameters defined for specific test cases in 3GPP TS 34.121 [2] take priority over the default parameters defined in the present document.

7.3.1 UE Test States for RF testing

In this clause, the states of the UE for the test are defined. For RF testing the same UE test states as specified in section 7.2.1 apply plus an additional RB Test Mode State. The RB Test Mode State can be reached from the UE States 2, 3 and 7 according to section 7.2.1. For this RB Test Mode State the different protocols shall be in the following states:

	RRC	CC	MM	SM	GMM
RB Test Mode State	connected	null	see Note	pdp-inactive	same as previous state
NOTE: The MM state is "MM connection active" if an RRC connection exists for the CS domain otherwise it is "same as previous state".					

7.3.2 Test procedure for TX, RX and Performance Requirement (without handover)

7.3.2.1 Initial conditions

System Simulator

- test cases using 1 cell:
 - 1cell, default parameters.
- other test cases using this test procedure:
 - Number of cells and parameters for specific tests are defined in 3GPP TS 34.121 [2] and take priority over the default parameters.

User Equipment:

- The UE shall initially be operated under normal RF test conditions if not otherwise stated in the initial conditions for the actual test case.
- The Test-USIM shall be inserted.
- The UE has a valid TMSI (CS) after the execution of the procedure described in clause 7.2.2.1.
- The UE has a valid P-TMSI (PS) after the execution of the procedure described in clause 7.2.2.2.

7.3.2.2 Definition of system information messages

The default system information messages specified in clause 6.1.0b are used with the following exceptions.

Contents of System information block type 1: RRC

Information Element	Value/remark
- CN domain system information	
- CN domain identity	PS
- CHOICE CN Type	GSM-MAP
- CN domain specific NAS system information	
- GSM-MAP NAS system information	00 00
- CN domain specific DRX cycle length coefficient	7
- CN domain identity	CS
- CHOICE CN Type	GSM-MAP
- CN domain specific NAS system information	
- GSM-MAP NAS system information	00(T3212 is set to infinity) 01
- CN domain specific DRX cycle length coefficient	7
- UE Timers and constants in connected mode	
- T305	Infinity

Contents of System information block type 3 and 4: RRC

Information Element	Value/remark
- Qrxlevmin	-115

Contents of System Information Block type 5 (FDD)

Information Element	Value/remark
- Secondary CCPCH system information	
- Secondary CCPCH info	
- CHOICE mode	FDD
- Secondary scrambling code	Not Present
- STTD indicator	FALSE
- Spreading factor	64
- Code number	2
- Pilot symbol existence	FALSE
- TFCI existence	TRUE (default value)
- Fixed or Flexible position	Flexible (default value)
- Timing offset	Not Present
	Absence of this IE is equivalent to default value 0

7.3.2.3 Procedure

7.3.2.3.1 For UE supporting CS

Step	Direction		Message	Comments
	UE	SS		
1		←	SYSTEM INFORMATION (BCCH)	Broadcast
2		←	PAGING TYPE1 (PCCH)	Paging (CS domain, TMSI)
3		→	RRC CONNECTION REQUEST (CCCH)	RRC
4		←	RRC CONNECTION SETUP (CCCH)	RRC
5		→	RRC CONNECTION SETUP COMPLETE (DCCH)	RRC
6		→	PAGING RESPONSE	RR
7		←	AUTHENTICATION REQUEST	MM
8		→	AUTHENTICATION RESPONSE	MM
9		←	SECURITY MODE COMMAND	RRC
10		→	SECURITY MODE COMPLETE	RRC
11		←	ACTIVATE RB TEST MODE	TC
12		→	ACTIVATE RB TEST MODE COMPLETE	TC
13		←	RADIO BEARER SETUP	RRC (RAB SETUP)
14		→	RADIO BEARER SETUP COMPLETE	RRC
15		←	CLOSE UE TEST LOOP (DCCH)	TC (UE test loop mode set up)
16		→	CLOSE UE TEST LOOP COMPLETE	TC (confirms that loopback entities for the radio bearer(s) have been created and loop back is activated)
17		←	OPEN UE TEST LOOP	TC
18		→	OPEN UE TEST LOOP COMPLETE	TC
19		←	RRC CONNECTION RELEASE	RRC
20		→	RRC CONNECTION RELEASE COMPLETE	RRC

7.3.2.3.2 For UE supporting PS only

Step	Direction		Message	Comments
	UE	SS		
1		←	SYSTEM INFORMATION (BCCH)	Broadcast
2		←	PAGING TYPE1 (PCCH)	Paging (PS domain, P-TMSI)
3		→	RRC CONNECTION REQUEST (CCCH)	RRC
4		←	RRC CONNECTION SETUP (CCCH)	RRC
5		→	RRC CONNECTION SETUP COMPLETE (DCCH)	RRC
6		→	SERVICE REQUEST	GMM
7		←	AUTHENTICATION AND CIPHERING REQUEST	GMM
8		→	AUTHENTICATION AND CIPHERING RESPONSE	GMM
9		←	SECURITY MODE COMMAND	RRC
10		→	SECURITY MODE COMPLETE	RRC
11		←	ACTIVATE RB TEST MODE	TC
12		→	ACTIVATE RB TEST MODE COMPLETE	TC

13	←	RADIO BEARER SETUP	RRC (RAB SETUP)
14	→	RADIO BEARER SETUP COMPLETE	RRC
15	←	CLOSE UE TEST LOOP (DCCH)	TC (UE test loop mode set up)
16	→	CLOSE UE TEST LOOP COMPLETE	TC (confirms that loopback entities for the radio bearer(s) have been created and loop back is activated)
17	←	OPEN UE TEST LOOP	TC
18	→	OPEN UE TEST LOOP COMPLETE	TC
19	←	RRC CONNECTION RELEASE	RRC
20	→	RRC CONNECTION RELEASE COMPLETE	RRC

7.3.2.3.3 For CS+PS multi RAB combination

Step	Direction		Message	Comments
	UE	SS		
1	←		SYSTEM INFORMATION (BCCH)	Broadcast
2	←		PAGING TYPE1 (PCCH)	Paging (CS domain, TMSI)
3	→		RRC CONNECTION REQUEST (CCCH)	RRC
4	←		RRC CONNECTION SETUP (CCCH)	RRC
5	→		RRC CONNECTION SETUP COMPLETE (DCCH)	RRC
6	→		PAGING RESPONSE	RR
7	←		AUTHENTICATION REQUEST	MM
8	→		AUTHENTICATION RESPONSE	MM
9	←		SECURITY MODE COMMAND	RRC
10	→		SECURITY MODE COMPLETE	RRC
11	←		PAGING TYPE 2 (DCCH)	TMSI (GSM-MAP)/ P-TMSI
12	→		SERVICE REQUEST	GMM
13	←		SECURITY MODE COMMAND	RRC
14	→		SECURITY MODE COMPLETE	RRC
15	←		ACTIVATE RB TEST MODE	TC
16	→		ACTIVATE RB TEST MODE COMPLETE	TC
17	←		RADIO BEARER SETUP	RRC CS radio bearer(s) are configured
18	→		RADIO BEARER SETUP COMPLETE	RRC
19	←		RADIO BEARER SETUP	RRC PS radio bearer(s) are configured
20	→		RADIO BEARER SETUP COMPLETE	RRC
21	←		CLOSE UE TEST LOOP (DCCH)	TC (UE test loop mode set up)
22	→		CLOSE UE TEST LOOP COMPLETE	TC (confirms that loopback entities for the radio bearer(s) have been created and loop back is activated)
23	←		OPEN UE TEST LOOP	TC
24	→		OPEN UE TEST LOOP COMPLETE	TC
25	←		RRC CONNECTION RELEASE	RRC
26	→		RRC CONNECTION RELEASE COMPLETE	RRC

7.3.2.4 Specific message contents

The default message contents specified in clause 9.2 are used with the following exceptions.

7.3.2.4.1 ATTACH ACCEPT

This message is sent from the SS to the UE, used for the UE supporting PS only.

Contents of Attach Accept message: GMM

Information Element	Value/remark
Periodic RA update timer	E0 (timer is deactivated)

7.3.2.4.2 Reference measurement channels

The configurations of the reference measurement channels for RF tests are described in 3GPP TS 34.121 [2], annex C for FDD and 3GPP TS 34.122 [5], annex C for TDD.

7.3.2.4.3 Void

7.3.2.4.4 Compressed mode

[T.B.D]

7.3.2.4.5 Transmit diversity mode

[T.B.D]

7.3.3 Test procedure for test cases using Cell_PCH or URA_PCH state

7.3.3.1 Initial conditions

System Simulator:

- Number of cells and parameters for specific tests are defined in 3GPP TS 34.121 [2] and take priority over the default parameters.

User Equipment:

- The UE shall be operated under RF test conditions.
- The Test-USIM shall be inserted.
- The UE has a valid TMSI (CS) after the execution of the procedure described in clause 7.2.2.1.
- The UE has a valid P-TMSI (PS) after the execution of the procedure described in clause 7.2.2.2.

7.3.3.2 Definition of system information messages

The default system information messages specified in clause 6.1.0b are used with the following exceptions.

Contents of System information block type 1: RRC

Information Element	Value/remark
- CN domain system information	
- CN domain identity	PS
- CHOICE CN Type	GSM-MAP
- CN domain specific NAS system information	
- GSM-MAP NAS system information	00 00
- CN domain specific DRX cycle length coefficient	7
- CN domain identity	CS
- CHOICE CN Type	GSM-MAP
- CN domain specific NAS system information	
- GSM-MAP NAS system information	00(T3212 is set to infinity) 01
- CN domain specific DRX cycle length coefficient	7
- UE Timers and constants in connected mode	
- T305	Infinity

Contents of System information block type 3 and 4: RRC

Information Element	Value/remark
- Qrxlevmin	-115

Contents of System Information Block type 5 (FDD)

Information Element	Value/remark
- Secondary CCPCH system information	
- Secondary CCPCH info	
- CHOICE mode	FDD
- Secondary scrambling code	Not Present
- STTD indicator	FALSE
- Spreading factor	64
- Code number	2

- Pilot symbol existence	FALSE
- TFCI existence	TRUE (default value)
- Fixed or Flexible position	Flexible (default value)
- Timing offset	Not Present
	Absence of this IE is equivalent to default value 0

7.3.3.3 Procedure

7.3.3.3.1 For UE supporting PS

Step	Direction		Message	Comments
	UE	SS		
1	←		SYSTEM INFORMATION (BCCH)	Broadcast
2	←		PAGING TYPE1 (PCCH)	Paging (PS domain, P-TMSI)
3	→		RRC CONNECTION REQUEST (CCCH)	RRC
4	←		RRC CONNECTION SETUP (CCCH)	RRC
5	→		RRC CONNECTION SETUP COMPLETE (DCCH)	RRC
6	→		SERVICE REQUEST	GMM
7	←		AUTHENTICATION AND CIPHERING REQUEST	GMM
8	→		AUTHENTICATION AND CIPHERING RESPONSE	GMM
9	←		SECURITY MODE COMMAND	RRC
10	→		SECURITY MODE COMPLETE	RRC
11	←		ACTIVATE RB TEST MODE	TC
12	→		ACTIVATE RB TEST MODE COMPLETE	TC
13	←		RADIO BEARER SETUP	RRC - RAB SETUP using Reference Radio Bearer Configuration
14	→		RADIO BEARER SETUP COMPLETE	RRC
15	←		PHYSICAL CHANNEL RECONFIGURATION	RRC - RRC state indicator is set to "Cell_PCH" or "URA_PCH" depending on the test case
16	→		PHYSICAL CHANNEL RECONFIGURATION COMPLETE	RRC The UE sends this message before it completes state transition.
17			Void	SS sends the L2 ack on the PHYSICAL CHANNEL RECONFIGURATION COMPLETE message. NOTE: The SS should continue to keep the dedicated channel configuration during the time when the L2 ack is sent to the UE.

7.3.3.4 Specific message contents

The default message contents specified in clause 9.2 are used with the following exceptions.

The RADIO BEARER SETUP message is defined in clause 9.2.1, "Contents of RADIO BEARER SETUP message: AM or UM (UE supports PS RAB only)".

The PHYSICAL CHANNEL RECONFIGURATION message is defined in clause 9.1.1, "Contents of PHYSICAL CHANNEL RECONFIGURATION message: AM or UM" using condition A8 for URA_PCH and condition A10 for Cell_PCH.

Contents of Attach Accept message: GMM

Information Element	Value/remark
Periodic RA update timer	E0 (timer is deactivated)

7.3.4 Test procedure for Handover

NOTE: This test procedure is also used for some other test cases involving more than 1 cell.

7.3.4.1 Initial conditions

System Simulator:

- Intra-frequency hard handover and soft handover (for FDD) case:
 - 2 cells, default parameters according to Cell 1 and Cell 2 in clause 6.1.4.
- Inter-frequency hard handover case:
 - 2 cells, default parameters according to Cell 1 and Cell 4 in clause 6.1.4.
- Inter-system handover UTRAN to GSM case:
 - 2 cells, default parameters according to Cell 1 and Cell 9 in clause 6.1.4.
- other test cases using this test procedure:
 - Number of cells and parameters for specific tests are defined in 3GPP TS 34.121 [2] for FDD and TS 34.122 [5] for TDD and take priority over the default parameters.

UserEquipment:

- The UE shall be initially operated under the normal RF test conditions if not otherwise stated in the initial conditions for the actual test case.
- The Test-USIM shall be inserted.
- The UE has a valid TMSI (CS) after the execution of the procedure described in clause 7.2.2.1.
- The UE has a valid P-TMSI (PS) after the execution of the procedure described in clause 7.2.2.2.

7.3.4.2 Definition of system information messages

The default system information messages specified in clause 6.1.0b are used with the following exceptions.

Contents of System information block type 1: RRC

Information Element	Value/remark
- CN domain system information	
- CN domain identity	PS
- CHOICE CN Type	GSM-MAP
- CN domain specific NAS system information	
- GSM-MAP NAS system information	00 00
- CN domain specific DRX cycle length coefficient	7
- CN domain identity	CS
- CHOICE CN Type	GSM-MAP
- CN domain specific NAS system information	
- GSM-MAP NAS system information	00(T3212 is set to infinity) 01
- CN domain specific DRX cycle length coefficient	7
- UE Timers and constants in connected mode	
- T305	Infinity

Contents of System information block type 3 and 4: RRC

Information Element	Value/remark
- Qrxlevmin	-115

Contents of System Information Block type 5 (FDD)

Information Element	Value/remark
- Secondary CCPCH system information	
- Secondary CCPCH info	
- CHOICE mode	FDD
- Secondary scrambling code	Not Present
- STTD indicator	FALSE

- Spreading factor	64
- Code number	2
- Pilot symbol existence	FALSE
- TFCI existence	TRUE (default value)
- Fixed or Flexible position	Flexible (default value)
- Timing offset	Not Present
	Absence of this IE is equivalent to default value 0

For the intra-frequency hard handover and soft handover (for FDD) case the default messages for SIB11 and SIB12 as specified for Cell 1 and Cell 2 in clause 6.1.4 are used.

For the inter-frequency hard handover case the default messages for SIB11 and SIB12 as specified for Cell 1 and Cell 4 in clause 6.1.4 are used.

For the inter-system handover from UTRAN to GSM case the default messages for SIB11 and SIB12 as specified for Cell 1 and Cell 9 in clause 6.1.4 are used.

7.3.4.3 Procedure

7.3.4.3.1 For UE supporting CS

Step	Direction		Message	Comments
	UE	SS		
1	←		SYSTEM INFORMATION (BCCH)	Broadcast
2	←		PAGING TYPE1 (PCCH)	Paging (CS domain, TMSI)
3	→		RRC CONNECTION REQUEST (CCCH)	RRC
4	←		RRC CONNECTION SETUP (CCCH)	RRC
5	→		RRC CONNECTION SETUP COMPLETE (DCCH)	RRC
6	→		PAGING RESPONSE	RR
7	←		AUTHENTICATION REQUEST	MM
8	→		AUTHENTICATION RESPONSE	MM
9	←		SECURITY MODE COMMAND	RRC
10	→		SECURITY MODE COMPLETE	RRC
11	←		ACTIVATE RB TEST MODE	TC
12	→		ACTIVATE RB TEST MODE COMPLETE	TC
13	←		RADIO BEARER SETUP	RRC
				- RAB SETUP using Reference Radio Bearer Configuration
				- RRC state indicator is set to "CELL_DCH"
14	→		RADIO BEARER SETUP COMPLETE	RRC
15	←		RRC CONNECTION RELEASE	RRC
16	→		RRC CONNECTION RELEASE COMPLETE	RRC

7.3.4.3.2 For UE supporting PS only

Step	Direction		Message	Comments
	UE	SS		
1	←		SYSTEM INFORMATION (BCCH)	Broadcast
2	←		PAGING TYPE1 (PCCH)	Paging (PS domain, P-TMSI)
3	→		RRC CONNECTION REQUEST (CCCH)	RRC
4	←		RRC CONNECTION SETUP (CCCH)	RRC
5	→		RRC CONNECTION SETUP COMPLETE (DCCH)	RRC
6	→		SERVICE REQUEST	GMM
7	←		AUTHENTICATION AND CIPHERING REQUEST	GMM
8	→		AUTHENTICATION AND CIPHERING RESPONSE	GMM
9	←		SECURITY MODE COMMAND	RRC
10	→		SECURITY MODE COMPLETE	RRC
11	←		ACTIVATE RB TEST MODE	TC
12	→		ACTIVATE RB TEST MODE COMPLETE	TC

13	←	RADIO BEARER SETUP	RRC - RAB SETUP using Reference Radio Bearer Configuration - RRC state indicator is set to "CELL_DCH"
14	→	RADIO BEARER SETUP COMPLETE	RRC
15	←	RRC CONNECTION RELEASE	RRC
16	→	RRC CONNECTION RELEASE COMPLETE	RRC

7.3.4.4 Specific message contents

The default message contents specified in clause 9.2 are used with the following exceptions.

Contents of Attach Accept message: GMM

Information Element	Value/remark
Periodic RA update timer	E0 (timer is deactivated)

7.3.5 Test procedure for test cases using CELL_FACH state

7.3.5.1 Initial conditions

System Simulator:

- Number of cells and parameters for specific tests are defined in TS 34.121 [2] and take priority over the default parameters.

User Equipment:

- The UE shall be operated under RF test conditions.
- The Test-USIM shall be inserted.
- The UE has a valid TMSI (CS) after the execution of the procedure described in clause 7.2.2.1.
- The UE has a valid P-TMSI (PS) after the execution of the procedure described in clause 7.2.2.2.

7.3.5.2 Definition of system information messages

The default system information messages specified in clause 6.1.0b are used with the following exceptions.

Contents of System information block type 1: RRC

Information Element	Value/remark
- CN domain system information	
- CN domain identity	PS
- CHOICE CN Type	GSM-MAP
- CN domain specific NAS system information	
- GSM-MAP NAS system information	00 00
- CN domain specific DRX cycle length coefficient	7
- CN domain identity	CS
- CHOICE CN Type	GSM-MAP
- CN domain specific NAS system information	
- GSM-MAP NAS system information	00(T3212 is set to infinity) 01
- CN domain specific DRX cycle length coefficient	7
- UE Timers and constants in connected mode	
- T305	Infinity

Contents of System information block type 3 and 4: RRC

Information Element	Value/remark
- Qrxlevmin	-115

Contents of System Information Block type 5 (FDD)

Information Element	Value/remark
- Secondary CCPCH system information	
- Secondary CCPCH info	
- CHOICE mode	FDD
- Secondary scrambling code	Not Present
- STTD indicator	FALSE
- Spreading factor	64
- Code number	2
- Pilot symbol existence	FALSE
- TFCI existence	TRUE (default value)
- Fixed or Flexible position	Flexible (default value)
- Timing offset	Not Present
	Absence of this IE is equivalent to default value 0

7.3.5.3 Procedure

7.3.5.3.1 For UE supporting CS

Step	Direction		Message	Comments
	UE	SS		
1		←	SYSTEM INFORMATION (BCCH)	Broadcast
2		←	PAGING TYPE1 (PCCH)	Paging (CS domain, TMSI)
3		→	RRC CONNECTION REQUEST (CCCH)	RRC
4		←	RRC CONNECTION SETUP (CCCH)	RRC
5		→	RRC CONNECTION SETUP COMPLETE (DCCH)	RRC
6		→	PAGING RESPONSE	RR
7		←	AUTHENTICATION REQUEST	MM
8		→	AUTHENTICATION RESPONSE	MM
9		←	SECURITY MODE COMMAND	RRC
10		→	SECURITY MODE COMPLETE	RRC
11		←	ACTIVATE RB TEST MODE	TC
12		→	ACTIVATE RB TEST MODE COMPLETE	TC
13		←	DEACTIVATE RB TEST MODE	TC
14		→	DEACTIVATE RB TEST MODE COMPLETE	TC
15		←	RRC CONNECTION RELEASE	RRC
16		→	RRC CONNECTION RELEASE COMPLETE	RRC

7.3.5.3.2 For UE supporting PS only

Step	Direction		Message	Comments
	UE	SS		
1		←	SYSTEM INFORMATION (BCCH)	Broadcast
2		←	PAGING TYPE1 (PCCH)	Paging (PS domain, P-TMSI)
3		→	RRC CONNECTION REQUEST (CCCH)	RRC
4		←	RRC CONNECTION SETUP (CCCH)	RRC
5		→	RRC CONNECTION SETUP COMPLETE (DCCH)	RRC
6		→	SERVICE REQUEST	GMM
7		←	AUTHENTICATION AND CIPHERING REQUEST	GMM
8		→	AUTHENTICATION AND CIPHERING RESPONSE	GMM
9		←	SECURITY MODE COMMAND	RRC
10		→	SECURITY MODE COMPLETE	RRC
11		←	ACTIVATE RB TEST MODE	TC
12		→	ACTIVATE RB TEST MODE COMPLETE	TC
13		←	DEACTIVATE RB TEST MODE	TC
14		→	DEACTIVATE RB TEST MODE COMPLETE	TC
15		←	RRC CONNECTION RELEASE	RRC
16		→	RRC CONNECTION RELEASE COMPLETE	RRC

7.3.5.4 Specific message contents

The default message contents specified in clause 9.2 are used with the following exceptions.

Contents of Attach Accept message: GMM

Information Element	Value/remark
Periodic RA update timer	E0 (timer is deactivated)

The RRC connection setup is defined in clause 9.1.1, "Contents of RRC CONNECTION SETUP message: UM (Transition to CELL_FACH)".

7.3.6 Test procedure for HSDPA RF Performance Requirement

7.3.6.1 Initial conditions

System Simulator:

- 1 HS-DSCH cell, default parameters.

User Equipment:

- The UE shall initially be operated under normal RF test conditions if not otherwise stated in the initial conditions for the actual test case.
- The Test-USIM shall be inserted.
- The UE has a valid TMSI (CS) after the execution of the procedure described in clause 7.2.2.1.
- The UE has a valid P-TMSI (PS) after the execution of the procedure described in clause 7.2.2.2.

7.3.6.2 Definition of system information messages

The default system information messages specified in clause 6.1.0b are used with the following exceptions.

Contents of System information block type 1: RRC

Information Element	Value/remark
- CN domain system information	
- CN domain identity	PS
- CHOICE CN Type	GSM-MAP
- CN domain specific NAS system information	
- GSM-MAP NAS system information	00 00
- CN domain specific DRX cycle length coefficient	7
- CN domain identity	CS
- CHOICE CN Type	GSM-MAP
- CN domain specific NAS system information	
- GSM-MAP NAS system information	00(T3212 is set to infinity) 01
- CN domain specific DRX cycle length coefficient	7
- UE Timers and constants in connected mode	
- T305	Infinity

Contents of System information block type 3 and 4: RRC

Information Element	Value/remark
- Qrxlevmin	-115

Contents of System Information Block type 5 (FDD)

Information Element	Value/remark
- Secondary CCPCH system information	
- Secondary CCPCH info	
- CHOICE mode	FDD
- Secondary scrambling code	Not Present
- STTD indicator	FALSE
- Spreading factor	64

- Code number	2
- Pilot symbol existence	FALSE
- TFCI existence	TRUE (default value)
- Fixed or Flexible position	Flexible (default value)
- Timing offset	Not Present
	Absence of this IE is equivalent to default value 0

7.3.6.3 Procedure

Step	Direction		Message	Comments
	UE	SS		
1	←		SYSTEM INFORMATION (BCCH)	Broadcast
2	←		PAGING TYPE1 (PCCH)	Paging (CS domain, TMSI)
3	→		RRC CONNECTION REQUEST (CCCH)	RRC
4	←		RRC CONNECTION SETUP (CCCH)	RRC
5	→		RRC CONNECTION SETUP COMPLETE (DCCH)	RRC
6	→		PAGING RESPONSE	RR
7	←		AUTHENTICATION REQUEST	MM
8	→		AUTHENTICATION RESPONSE	MM
9	←		SECURITY MODE COMMAND	RRC (CS domain)
10	→		SECURITY MODE COMPLETE	RRC
11	←		PAGING TYPE2 (DCCH)	Paging (TMSI (GSM-MAP)/ P-TMSI)
12	→		SERVICE REQUEST	GMM
13	←		AUTHENTICATION AND CIPHERING REQUEST	GMM
14	→		AUTHENTICATION AND CIPHERING RESPONSE	GMM
15	←		SECURITY MODE COMMAND	RRC (PS domain, IE Integrity protection mode command set to "modify")
16	→		SECURITY MODE COMPLETE	RRC
17	←		ACTIVATE RB TEST MODE	TC
18	→		ACTIVATE RB TEST MODE COMPLETE	TC
19	←		RADIO BEARER SETUP	RRC (RAB SETUP RMC 12.2 CS)
20	→		RADIO BEARER SETUP COMPLETE	RRC
21	←		RADIO BEARER SETUP	RRC (RAB SETUP HSDPA PS)
22	→		RADIO BEARER SETUP COMPLETE	RRC
A23	←		CLOSE UE TEST LOOP (DCCH)	TC (UE test loop mode set up to loop the RMC 12.2 to UL RMC 12.2) . Test steps A23, A24, A26 and A27 are only executed when the test method in TS 34.121 [2] specifies that loopback test shall be used.
A24	→		CLOSE UE TEST LOOP COMPLETE	TC (confirms that loopback entities for the radio bearer(s) have been created and loop back is activated)
25	<-->			Perform test
A26	←		OPEN UE TEST LOOP	TC
A27	→		OPEN UE TEST LOOP COMPLETE	TC
28	←		RRC CONNECTION RELEASE	RRC
29	→		RRC CONNECTION RELEASE COMPLETE	RRC

7.3.6.4 Specific message contents

The default message contents specified in clause 9.2 are used with the following exceptions.

7.3.6.4.1 ATTACH ACCEPT

This message is sent from the SS to the UE.

Contents of Attach Accept message: GMM

Information Element	Value/remark
Periodic RA update timer	E0 (timer is deactivated)

7.3.6.4.2 RADIO BEARER SETUP

For step 19, the message in clause 9.2, "Contents of RADIO BEARER SETUP message: AM or UM (Test Loop Mode1)" is used with condition A1. For step 21, the message in clause 9.2, "Contents of RADIO BEARER SETUP message: AM or UM (HSDPA)" is used.

The configurations of the fixed reference channels for HSDPA RF tests are described in 3GPP TS 34.121[2], annex C for FDD and 3GPP TS 34.122 [5], annex C for TDD.

7.3.6.4.3 RRC CONNECTION SETUP

For step 4, the message in clause 9.2, "Contents of RRC CONNECTION SETUP message: UM" is used with the following exceptions:

Contents of RRC CONNECTION SETUP message: UM

Information Element	Value/remark
- Default DPCH Offset Value	Arbitrary set to value 1536..306176 by step of 2560 (this corresponds to a 0.5 slot timing offset between the DPCH and the HS-DPCH)

7.3.7 Test procedure for inter-RAT handover used in RRM testing

7.3.7.1 Initial conditions

System Simulator:

- 2 cells, default parameters according to Cell 1 and Cell 9 in clause 6.1.4.

UserEquipment:

- The UE shall be initially operated under the normal RF test conditions if not otherwise stated in the initial conditions for the actual test case.
- The Test-USIM shall be inserted.
- The UE has a valid TMSI (CS) after the execution of the procedure described in clause 7.2.2.1.
- The UE has a valid P-TMSI (PS) after the execution of the procedure described in clause 7.2.2.2.

7.3.7.2 Definition of system information messages

The default system information messages specified in clause 6.1.0b are used with the following exceptions.

Contents of System information block type 1: RRC

Information Element	Value/remark
- CN domain system information	
- CN domain identity	PS
- CHOICE CN Type	GSM-MAP
- CN domain specific NAS system information	
- GSM-MAP NAS system information	00 00
- CN domain specific DRX cycle length coefficient	7
- CN domain identity	CS
- CHOICE CN Type	GSM-MAP
- CN domain specific NAS system information	

Information Element	Value/remark
- GSM-MAP NAS system information	00(T3212 is set to infinity) 01
- CN domain specific DRX cycle length coefficient	7
- UE Timers and constants in connected mode	
- T305	Infinity

Contents of System information block type 3 and 4: RRC

Information Element	Value/remark
- Qrxlevmin	-115

Contents of System Information Block type 5 (FDD)

Information Element	Value/remark
- Secondary CCPCH system information	
- Secondary CCPCH info	
- CHOICE mode	FDD
- Secondary scrambling code	Not Present
- STTD indicator	FALSE
- Spreading factor	64
- Code number	2
- Pilot symbol existence	FALSE
- TFCI existence	TRUE (default value)
- Fixed or Flexible position	Flexible (default value)
- Timing offset	Not Present
	Absence of this IE is equivalent to default value 0

For the inter-system handover from UTRAN FDD to GSM case the default messages for SIB11 and SIB12 as specified for Cell 1 and Cell 9 in clause 6.1.4 are used.

7.3.7.3 Procedure

Step	Direction		Message	Comments
	UE	SS		
1	←		SYSTEM INFORMATION (BCCH)	Broadcast
2	←		PAGING (PCCH)	Paging
3	→		RRC CONNECTION REQUEST (CCCH)	RRC
4	←		RRC CONNECTION SETUP (CCCH)	RRC (Transition to cell DCH)
5	→		RRC CONNECTION SETUP COMPLETE (DCCH)	RRC
6	→		PAGING RESPONSE	RR
7	←		AUTHENTICATION REQUEST	MM
8	→		AUTHENTICATION RESPONSE	MM
9	←		SECURITY MODE COMMAND	RRC
10	→		SECURITY MODE COMPLETE	RRC
11	←		SET UP	CC (see note)
12	→		CALL CONFIRMED	CC
13	←		RADIO BEARER SETUP	RRC RAB SETUP
14	→		RADIO BEARER SETUP COMPLETE	RRC
15	→		ALERTING	CC (this message is optional)
16	→		CONNECT	CC
17	←		CONNECT ACKNOWLEDGE	CC

NOTE: The "Signal" information element is not included in the SETUP message.

7.3.7.4 Specific message contents

The default message contents specified in clause 9.1 are used with the following exceptions.

Contents of Attach Accept message: GMM

Information Element	Value/remark
Periodic RA update timer	E0 (timer is deactivated)

7.3.8 Test procedure for inter-RAT cell FACH reselection used in RRM testing

7.3.8.1 Initial conditions

System Simulator:

- Number of cells and parameters for specific tests are defined in TS 34.121 [2] and take priority over the default parameters.

User Equipment:

- The UE shall be operated under RF test conditions.
- The Test-USIM shall be inserted.
- The UE has a valid TMSI (CS) after the execution of the procedure described in clause 7.2.2.1.
- The UE has a valid P-TMSI (PS) after the execution of the procedure described in clause 7.2.2.2.

7.3.8.2 Definition of system information messages

The default system information messages specified in clause 6.1.0b are used with the following exceptions.

Contents of System information block type 1: RRC

Information Element	Value/remark
- CN domain system information	
- CN domain identity	PS
- CHOICE CN Type	GSM-MAP
- CN domain specific NAS system information	
- GSM-MAP NAS system information	00 00
- CN domain specific DRX cycle length coefficient	7
- CN domain identity	CS
- CHOICE CN Type	GSM-MAP
- CN domain specific NAS system information	
- GSM-MAP NAS system information	00(T3212 is set to infinity) 01
- CN domain specific DRX cycle length coefficient	7
- UE Timers and constants in connected mode	
- T305	Infinity

Contents of System information block type 3 and 4: RRC

Information Element	Value/remark
- Qrxlevmin	-115

Contents of System Information Block type 5 (FDD)

Information Element	Value/remark
- Secondary CCPCH system information	
- Secondary CCPCH info	
- CHOICE mode	FDD
- Secondary scrambling code	Not Present
- STTD indicator	FALSE
- Spreading factor	64
- Code number	2
- Pilot symbol existence	FALSE
- TFCI existence	TRUE (default value)
- Fixed or Flexible position	Flexible (default value)
- Timing offset	Not Present
	Absence of this IE is equivalent to default value 0

7.3.8.3 Procedure

Step	Direction		Message	Comments
	UE	SS		
1		←	SYSTEM INFORMATION (BCCH)	Broadcast
2		→	RRC CONNECTION REQUEST (CCCH)	RRC
3		←	RRC CONNECTION SETUP (CCCH)	RRC
4		→	RRC CONNECTION SETUP COMPLETE (DCCH)	RRC
5		→	SERVICE REQUEST	GMM
6		←	AUTHENTICATION AND CIPHERING REQUEST	GMM
7		→	AUTHENTICATION AND CIPHERING RESPONSE	GMM
8		←	SECURITY MODE COMMAND	RRC
9		→	SECURITY MODE COMPLETE	RRC
10		→	ACTIVATE PDP CONTEXT REQUEST	SM
11		←	RADIO BEARER SETUP	RRC RAB SETUP
12		→	RADIO BEARER SETUP COMPLETE	RRC
13		←	ACTIVATE PDP CONTEXT ACCEPT	SM

7.3.8.4 Specific message contents

The default message contents specified in clause 9.1 are used with the following exceptions.

Contents of Attach Accept message: GMM

Information Element	Value/remark
Periodic RA update timer	E0 (timer is deactivated)

The RRC connection setup is defined in clause 9.1.1, "Contents of RRC CONNECTION SETUP message: UM (Transition to CELL_FACH)".

7.3.9 Test procedure for E-DCH RF test cases

7.3.9.1 Initial conditions

System Simulator:

- 1 HS-DSCH plus E-DCH cell, default parameters.

User Equipment:

- The UE shall initially be operated under normal RF test conditions if not otherwise stated in the initial conditions for the actual test case.
- The Test-USIM shall be inserted.
- The UE has a valid TMSI (CS) after the execution of the procedure described in clause 7.2.2.1.
- The UE has a valid P-TMSI (PS) after the execution of the procedure described in clause 7.2.2.2.

7.3.9.2 Definition of system information messages

The default system information messages specified in clause 6.1.0b are used with the following exceptions.

Contents of System information block type 1: RRC

Information Element	Value/remark
- CN domain system information	
- CN domain identity	PS
- CHOICE CN Type	GSM-MAP
- CN domain specific NAS system information	
- GSM-MAP NAS system information	00 00
- CN domain specific DRX cycle length coefficient	7
- CN domain identity	CS
- CHOICE CN Type	GSM-MAP

Information Element	Value/remark
- CN domain specific NAS system information - GSM-MAP NAS system information - CN domain specific DRX cycle length coefficient - UE Timers and constants in connected mode - T305	00(T3212 is set to infinity) 01 7 Infinity

Contents of System information block type 3 and 4: RRC

Information Element	Value/remark
- Qrxlevmin	-115

Contents of System Information Block type 5 (FDD)

Information Element	Value/remark
- Secondary CCPCH system information - Secondary CCPCH info - CHOICE mode - Secondary scrambling code - STTD indicator - Spreading factor - Code number - Pilot symbol existence - TFCI existence - Fixed or Flexible position - Timing offset	FDD Not Present FALSE 64 2 FALSE TRUE (default value) Flexible (default value) Not Present Absence of this IE is equivalent to default value 0

7.3.9.3 Procedure

7.3.9.3.1 For UE transmitting on E-DCH with DCH

Step	Direction		Message	Comments
	UE	SS		
1		←	SYSTEM INFORMATION (BCCH)	Broadcast
2		←	PAGING TYPE1 (PCCH)	Paging (CS domain, TMSI)
3		→	RRC CONNECTION REQUEST (CCCH)	RRC
4		←	RRC CONNECTION SETUP (CCCH)	RRC
5		→	RRC CONNECTION SETUP COMPLETE (DCCH)	RRC
6		→	PAGING RESPONSE	RR
7		←	AUTHENTICATION REQUEST	MM
8		→	AUTHENTICATION RESPONSE	MM
9		←	SECURITY MODE COMMAND	RRC (CS domain)
10		→	SECURITY MODE COMPLETE	RRC
11		←	PAGING TYPE2 (DCCH)	Paging (TMSI (GSM-MAP)/ P-TMSI)
12		→	SERVICE REQUEST	GMM
13		←	AUTHENTICATION AND CIPHERING REQUEST	GMM
14		→	AUTHENTICATION AND CIPHERING RESPONSE	GMM
15		←	SECURITY MODE COMMAND	RRC (PS domain, IE Integrity protection mode command set to "modify")
16		→	SECURITY MODE COMPLETE	RRC
17		←	ACTIVATE RB TEST MODE	TC
18		→	ACTIVATE RB TEST MODE COMPLETE	TC
19		←	RADIO BEARER SETUP	RRC (RAB SETUP RMC 12.2 CS)
20		→	RADIO BEARER SETUP COMPLETE	RRC
21		←	RADIO BEARER SETUP	RRC (RAB SETUP HSDPA and E-DCH PS)
22		→	RADIO BEARER SETUP COMPLETE	RRC

A23	←	CLOSE UE TEST LOOP (DCCH)	TC (UE test loop mode set up) . Test steps A23, A24, A26 and A27 are only executed when the test method in TS 34.121 [2] specifies that loopback test shall be used.
A24	→	CLOSE UE TEST LOOP COMPLETE	
25	<-->		TC (confirms that loopback entities for the radio bearer(s) have been created and loop back is activated)
A26	←	OPEN UE TEST LOOP	Perform test
A27	→	OPEN UE TEST LOOP COMPLETE	TC
28	←	RRC CONNECTION RELEASE	RRC
29	→	RRC CONNECTION RELEASE COMPLETE	RRC

7.3.9.3.2 For UE transmitting on E-DCH without DCH

Step	Direction		Message	Comments
	UE	SS		
1	←		SYSTEM INFORMATION (BCCH)	Broadcast
2	←		PAGING TYPE1 (PCCH)	Paging (PS domain, P-TMSI)
3	→		RRC CONNECTION REQUEST (CCCH)	RRC
4	←		RRC CONNECTION SETUP (CCCH)	RRC
5	→		RRC CONNECTION SETUP COMPLETE (DCCH)	RRC
6	→		SERVICE REQUEST	GMM
7	←		AUTHENTICATION AND CIPHERING REQUEST	GMM
8	→		AUTHENTICATION AND CIPHERING RESPONSE	GMM
9	←		SECURITY MODE COMMAND	RRC (PS domain)
10	→		SECURITY MODE COMPLETE	RRC
11	←		ACTIVATE RB TEST MODE	TC
12	→		ACTIVATE RB TEST MODE COMPLETE	TC
13	←		RADIO BEARER SETUP	RRC (RAB SETUP HSDPA and E-DCH PS)
14	→		RADIO BEARER SETUP COMPLETE	RRC
A15	←		CLOSE UE TEST LOOP (DCCH)	TC (UE test loop mode set up) . Test steps A15, A16, A18 and A19 are only executed when the test method in TS 34.121 [2] specifies that loopback test shall be used.
A16	→		CLOSE UE TEST LOOP COMPLETE	
17	<-->			TC (confirms that loopback entities for the radio bearer(s) have been created and loop back is activated)
A18	←		OPEN UE TEST LOOP	Perform test
A19	→		OPEN UE TEST LOOP COMPLETE	TC
20	←		RRC CONNECTION RELEASE	RRC
21	→		RRC CONNECTION RELEASE COMPLETE	RRC

7.3.9.4 Specific message contents

The default message contents specified in clause 9.2 are used with the following exceptions.

7.3.9.4.1 ATTACH ACCEPT

This message is sent from the SS to the UE.

Contents of Attach Accept message: GMM

Information Element	Value/remark
Periodic RA update timer	E0 (timer is deactivated)

7.3.9.4.2 RADIO BEARER SETUP

For step 19, the message in clause 9.2, "Contents of RADIO BEARER SETUP message: AM or UM (Test Loop Mode1)" is used with condition A1. For step 21, the message in clause 9.2, "Contents of RADIO BEARER SETUP message: AM or UM (E-DCH and HSDPA)" is used.

The configurations of the fixed reference channels for HSDPA RF tests are described in 3GPP TS 34.121[2], annex C for FDD and 3GPP TS 34.122 [5], annex C for TDD. The configurations of the reference channels for E-DCH RF tests are described in 3GPP TS 34.121[2].

7.3.9.4.3 RRC CONNECTION SETUP

For step 4 , the messages in clause 9.2, "Contents of RRC CONNECTION SETUP message: UM" is used with the following exceptions:

Contents of RRC CONNECTION SETUP message: UM

Information Element	Value/remark
- Default DPCH Offset Value	Arbitrary set to value 1536..306176 by step of 2560 (this corresponds to a 0.5 slot timing offset between the DPCCH and the HS-DPCCH)

7.3.10 Test procedure for MBMS RF/RRM test cases

7.3.10.1 Initial conditions

System Simulator:

- Number of cells and parameters for specific tests are defined in TS 34.121 [2] and take priority over the default parameters.

User Equipment:

- The UE shall be operated under RF test conditions.
- The Test-USIM shall be inserted.
- The UE has a valid TMSI (CS) after the execution of the procedure described in clause 7.2.2.1.
- The UE has a valid P-TMSI (PS) after the execution of the procedure described in clause 7.2.2.2.

7.3.10.2 Definition of system information messages

The default system information messages specified in clause 6.1.0b are used with the following exceptions.

Contents of System information block type 1: RRC

Information Element	Value/remark
- CN domain system information	
- CN domain identity	PS
- CHOICE CN Type	GSM-MAP
- CN domain specific NAS system information	
- GSM-MAP NAS system information	00 00
- CN domain specific DRX cycle length coefficient	7
- CN domain identity	CS
- CHOICE CN Type	GSM-MAP
- CN domain specific NAS system information	
- GSM-MAP NAS system information	00(T3212 is set to infinity) 01
- CN domain specific DRX cycle length coefficient	7
- UE Timers and constants in connected mode	
- T305	Infinity

Contents of System information block type 3 and 4: RRC

Information Element	Value/remark
---------------------	--------------

- Qrxlevmin	-115
-------------	------

Contents of System Information Block type 5 (FDD)

As specified in 34.108 clause 6.1.0b with the following exceptions and using condition M2.

Information Element	Value/remark
- Secondary CCPCH system information	
- Secondary CCPCH info	FDD
- CHOICE mode	Not Present
- Secondary scrambling code	FALSE
- STTD indicator	64
- Spreading factor	2
- Code number	FALSE
- Pilot symbol existence	TRUE (default value)
- TFCI existence	Flexible (default value)
- Fixed or Flexible position	Not Present
- Timing offset	Absence of this IE is equivalent to default value 0

7.3.10.3 Procedure

Step	Direction		Message	Comments
	UE	SS		
0				UE selects the required MBMS broadcast service
1	←		SYSTEM INFORMATION (BCCH)	Broadcast
2	←		MBMS MODIFIED SERVICES INFORMATION (MCCH)	No Service in Modified Service list
3	←		MBMS UNMODIFIED SERVICES INFORMATION (MCCH)	MBMS required UE action " set to acquire PTM RB info".
4	←		MBMS GENERAL INFORMATION (MCCH)	
5	←		MBMS COMMON P-T-M RB INFORMATION (MCCH)	Contains configuration of the MTCH radio bearer.
6	←		MBMS CURRENT CELL P-T-M RB INFORMATION (MCCH)	Indicates the radio bearer configuration to be used for reception of the service.
7	←		MBMS NEIGHBOURING CELL P-T-M RB INFORMATION (MCCH)	Optional depending on whether neighbour cells are required.
8	←		PAGING TYPE1 (PCCH)	Paging (PS domain, P-TMSI)
9	→		RRC CONNECTION REQUEST (CCCH)	RRC
10	←		RRC CONNECTION SETUP (CCCH)	RRC
11	→		RRC CONNECTION SETUP COMPLETE (DCCH)	RRC
12	→		SERVICE REQUEST	GMM
13	←		AUTHENTICATION AND CIPHERING REQUEST	GMM
14	→		AUTHENTICATION AND CIPHERING RESPONSE	GMM
15	←		SECURITY MODE COMMAND	RRC
16	→		SECURITY MODE COMPLETE	RRC
17	←		ACTIVATE RB TEST MODE	TC
18	→		ACTIVATE RB TEST MODE COMPLETE	TC
19			void	
20	←		CLOSE UE TEST LOOP	TC (UE test loop mode 3 set up) The RLC SDU counting shall be performed by the UE
21	→		CLOSE UE TEST LOOP COMPLETE	TC (test loop mode 3 on MTCH is activated)
A22	←		PHYSICAL CHANNEL RECONFIGURATION	RRC - RRC state indicator set to "Cell_PCH" Test steps A22 and A23 are only executed when the test method in TS 34.121 [2] specifies that transition to CELL_PCH state is required.

A23	→	PHYSICAL CHANNEL RECONFIGURATION COMPLETE	RRC The UE sends this message before it completes state transition.
	<-->		Perform test.
A24	←	PAGING TYPE 1	RRC - RRC state indicator set to "Cell_FACH" Test steps A24, A25 and A26 are only executed when the test method in TS 34.121 [2] specifies that the test is performed in CELL_PCH state.
A25	→	CELL UPDATE	RRC
A26	←	CELL UPDATE CONFIRM	RRC
27	←	OPEN UE TEST LOOP	TC
28	→	OPEN UE TEST LOOP COMPLETE	TC
29	←	RRC CONNECTION RELEASE	RRC
30	→	RRC CONNECTION RELEASE COMPLETE	RRC

7.3.10.4 Specific message contents

The default message contents specified in clause 9.1.1 are used with the following exceptions.

Contents of MBMS GENERAL INFORMATION message: UM (Step 4)

Information Element	Value/remark	Version
MICH configuration information		Rel-6
- MICH Power offset	0dB	Rel-6
- CHOICE Mode	FDD	Rel-6
- Channelisation code	7	Rel-6
- Number of NI per frame	18	Rel-6
- STTD indicator	FALSE	Rel-6

Contents of MBMS COMMON P-T-M RB INFORMATION message: UM (Step 5)

For step 5, the message in clause 9.2.1 "Contents of MBMS COMMON P-T-M RB INFORMATION message: UM" is used

Contents of MBMS CURRENT P-T-M RB INFORMATION message: UM (Step 6)

For step 6, the message in clause 9.1.1 "Contents of MBMS CURRENT P-T-M RB INFORMATION message: UM" is used with condition A2.

PHYSICAL CHANNEL RECONFIGURATION (Step A22)

For step A22, the message in clause 9.1.1 "Contents of PHYSICAL CHANNEL RECONFIGURATION message: AM or UM" is used with condition A9 for Cell_PCH.

PAGING TYPE 1 (Step A24)

Information Element	Value/remark
Message Type	
Paging record list	
-Paging record	
- CHOICE Used paging identity	Utran-Identity
-U-RNTI	'000000000001'B
-SRNC-Identity	'00000000000000000001'B
-S-RNTI	
BCCH modification info	Not Present

Contents of ATTACH ACCEPT message: GMM

This message is sent from the SS to the UE.

Information Element	Value/remark
Periodic RA update timer	E0 (timer is deactivated)

7.3.11 Test procedure for HSDPA with F-DPCH RF Performance Requirement

7.3.11.1 Initial conditions

System Simulator:

- 1 HS-DSCH with F-DPCH cell, default parameters.

User Equipment:

- The UE shall initially be operated under normal RF test conditions if not otherwise stated in the initial conditions for the actual test case.
- The Test-USIM shall be inserted.
- The UE has a valid TMSI (CS) after the execution of the procedure described in clause 7.2.2.1.
- The UE has a valid P-TMSI (PS) after the execution of the procedure described in clause 7.2.2.2.

7.3.11.2 Definition of system information messages

The default system information messages specified in clause 6.1.0b are used with the following exceptions.

Contents of System information block type 1: RRC

Information Element	Value/remark
- CN domain system information	
- CN domain identity	PS
- CHOICE CN Type	GSM-MAP
- CN domain specific NAS system information	
- GSM-MAP NAS system information	00 00
- CN domain specific DRX cycle length coefficient	7
- CN domain identity	CS
- CHOICE CN Type	GSM-MAP
- CN domain specific NAS system information	
- GSM-MAP NAS system information	00(T3212 is set to infinity) 01
- CN domain specific DRX cycle length coefficient	7
- UE Timers and constants in connected mode	
- T305	Infinity

Contents of System information block type 3 and 4: RRC

Information Element	Value/remark
- Qrxlevmin	-115

Contents of System Information Block type 5 (FDD)

Information Element	Value/remark
- Secondary CCPCH system information	
- Secondary CCPCH info	
- CHOICE mode	FDD
- Secondary scrambling code	Not Present
- STTD indicator	FALSE
- Spreading factor	64
- Code number	2
- Pilot symbol existence	FALSE
- TFCI existence	TRUE (default value)
- Fixed or Flexible position	Flexible (default value)
- Timing offset	Not Present
	Absence of this IE is equivalent to default value 0

7.3.11.3 Procedure

Step	Direction		Message	Comments
	UE	SS		
1		←	SYSTEM INFORMATION (BCCH)	Broadcast
2		←	PAGING TYPE1 (PCCH)	Paging (PS domain, P-TMSI)
3		→	RRC CONNECTION REQUEST (CCCH)	RRC
4		←	RRC CONNECTION SETUP (CCCH)	RRC
5		→	RRC CONNECTION SETUP COMPLETE (DCCH)	RRC
6		→	SERVICE REQUEST	GMM
7		←	AUTHENTICATION AND CIPHERING REQUEST	GMM
8		→	AUTHENTICATION AND CIPHERING RESPONSE	GMM
9		←	SECURITY MODE COMMAND	RRC (PS domain)
10		→	SECURITY MODE COMPLETE	RRC
11		←	ACTIVATE RB TEST MODE	TC
12		→	ACTIVATE RB TEST MODE COMPLETE	TC
13		←	RADIO BEARER SETUP	RRC (RAB SETUP HSDPA with F-DPCH)
14		→	RADIO BEARER SETUP COMPLETE	RRC
15		<-->		Perform test
16		←	RRC CONNECTION RELEASE	RRC
17		→	RRC CONNECTION RELEASE COMPLETE	RRC

7.3.11.4 Specific message contents

The default message contents specified in clause 9.2 are used with the following exceptions.

7.3.11.4.1 ATTACH ACCEPT

This message is sent from the SS to the UE.

Contents of Attach Accept message: GMM

Information Element	Value/remark
Periodic RA update timer	E0 (timer is deactivated)

7.3.11.4.2 RADIO BEARER SETUP

For step 13, the message in clause 9.2, "Contents of RADIO BEARER SETUP message: AM or UM (HSDPA with F-DPCH)" is used.

The configurations of the fixed reference channels for HSDPA RF tests are described in 3GPP TS 34.121[2], annex C for FDD and 3GPP TS 34.122 [5], annex C for TDD.

7.3.11.4.3 RRC CONNECTION SETUP

For step 4, the message in clause 9.2, "Contents of RRC CONNECTION SETUP message: UM" is used with the following exceptions:

Contents of RRC CONNECTION SETUP message: UM

Information Element	Value/remark
- Default DPCH Offset Value	Arbitrary set to value 1536..306176 by step of 2560 (this corresponds to a 0.5 slot timing offset between the DPCH and the HS-DPCH)

7.3.12 Test procedure for HSDPA in CELL_FACH RF Performance Requirement

7.3.12.1 Initial conditions

System Simulator:

- Number of cells and parameters for specific tests are defined in TS 34.121 [2] and take priority over the default parameters.

User Equipment:

- The UE shall be operated under RF test conditions.
- The Test-USIM shall be inserted.
- The UE has a valid TMSI (CS) after the execution of the procedure described in clause 7.2.2.1.
- The UE has a valid P-TMSI (PS) after the execution of the procedure described in clause 7.2.2.2.

7.3.12.2 Definition of system information messages

The default system information messages specified in clause 6.1.0b are used with the following exceptions.

Contents of System information block type 1: RRC

Information Element	Value/remark
- CN domain system information	
- CN domain identity	PS
- CHOICE CN Type	GSM-MAP
- CN domain specific NAS system information	
- GSM-MAP NAS system information	00 00
- CN domain specific DRX cycle length coefficient	7
- CN domain identity	CS
- CHOICE CN Type	GSM-MAP
- CN domain specific NAS system information	
- GSM-MAP NAS system information	00(T3212 is set to infinity) 01
- CN domain specific DRX cycle length coefficient	7
- UE Timers and constants in connected mode	
- T305	Infinity

Contents of System information block type 3 and 4: RRC

Information Element	Value/remark
- Qrxlevmin	-115

Contents of System Information Block type 5 (FDD)

Information Element	Value/remark
- Secondary CCPCH system information	
- Secondary CCPCH info	FDD
- CHOICE mode	Not Present
- Secondary scrambling code	FALSE
- STTD indicator	64
- Spreading factor	2
- Code number	FALSE
- Pilot symbol existence	TRUE (default value)
- TFCI existence	Flexible (default value)
- Fixed or Flexible position	Not Present
- Timing offset	Absence of this IE is equivalent to default value 0

Additional crucial parameters for the test requirements are repeated in table 7.3.12-1 and these overrule the parameters defined in SIB type 5.

Table 7.3.12.1: UE parameters for Random Access test

Parameter	Unit	Value
Maximum number of preamble ramping cycles (M_{max}).		2
Maximum number of preambles in one preamble ramping cycle (Preamble Retrans Max)		2
The backoff time T_{B01} $N_{B01min}=N_{B01max}$	ms #TTI	N/A 0
Power step when no acquisition indicator is received (Power offset P_0)	dB	3
Power offset between the last transmitted preamble and the control part of the message (Power offset P_{p-m})	dB	0
Maximum allowed UL TX power	dBm	21

7.3.12.3 Procedure

Step	Direction		Message	Comments
	UE	SS		
1		←	SYSTEM INFORMATION (BCCH)	Broadcast
2		←	PAGING TYPE1 (PCCH)	Paging (PS domain, P-TMSI)
3		→	RRC CONNECTION REQUEST (CCCH)	RRC
4		←	RRC CONNECTION SETUP (CCCH)	RRC
5		→	RRC CONNECTION SETUP COMPLETE (DCCH)	RRC
6		→	SERVICE REQUEST	GMM
7		←	AUTHENTICATION AND CIPHERING REQUEST	GMM
8		→	AUTHENTICATION AND CIPHERING RESPONSE	GMM
9		←	SECURITY MODE COMMAND	RRC
10		→	SECURITY MODE COMPLETE	RRC
11		←	ACTIVATE RB TEST MODE	TC
12		→	ACTIVATE RB TEST MODE COMPLETE	TC
13		←	RADIO BEARER SETUP	RRC (RAB SETUP HSDPA PS in CELL_FACH)
14		→	RADIO BEARER SETUP COMPLETE	RRC
15		←	CLOSE UE TEST LOOP	TC (UE test loop mode 1 set up) The RLC SDU counting shall be performed by the SS
16		→	CLOSE UE TEST LOOP COMPLETE	TC (test loop mode 1 on DTCH is activated)
17		<-->		Perform test.
18		←	OPEN UE TEST LOOP	TC
19		→	OPEN UE TEST LOOP COMPLETE	TC
20			DEACTIVATE RB TEST MODE	TC
21			DEACTIVATE RB TEST MODE COMPLETE	TC
22		←	RRC CONNECTION RELEASE	RRC

7.3.12.4 Specific message contents

The default message contents specified in clause 9.2 are used with the following exceptions.

Contents of Attach Accept message: GMM

Information Element	Value/remark
Periodic RA update timer	E0 (timer is deactivated)

The RRC connection setup is defined in clause 9.1.1, "Contents of RRC CONNECTION SETUP message: UM (Transition to CELL_FACH)".

For step 13, the message in clause 9.1.1, " Contents of RADIO BEARER SETUP message: AM or UM" is used with condition A24. Default parameters are set for "Interactive/Background / UL:32 DL: [max bit rate depending on UE category] with fixed RLC and MAC-ehs / PS RAB + SRBs for CCCH + DCCH on RACH and SRB with fixed RLC and MAC-ehs on HS-DSCH / DL:QPSK" in clause 6.10.2.4.7.1 using the 10 ms UL TTI alternative with the following exception:

Information Element	Condition	Value/remark	Version
- Number of uplink RLC logical channels		1	
- Uplink transport channel type		RACH	
- UL Transport channel identity		Not Present	
- Logical channel identity		7	
- CHOICE RLC size list		Explicit list	
- RLC size index		Reference to clause 6 Parameter Set	
- MAC logical channel priority		1 (Note 1)	-

Note 1: The exception is required to get ASC #0 according to 25.321 section 11.2.1. ASC#0 guarantee persistence value 1 to not cause delay in the RACH procedure.

The configurations of the fixed reference channels for HSDPA RF tests are described in 3GPP TS 34.121[2], annex C for FDD and 3GPP TS 34.122 [5], annex C for TDD.

7.3.13 Test procedure for DC-HSDPA and DB-DC-HSDPA RF tests

7.3.13.1 Initial conditions

System Simulator:

- Dual HS-DSCH cell, default parameters.

User Equipment:

- The UE shall initially be operated under normal RF test conditions if not otherwise stated in the initial conditions for the actual test case.
- The Test-USIM shall be inserted.
- The UE has a valid TMSI (CS) after the execution of the procedure described in clause 7.2.2.1.
- The UE has a valid P-TMSI (PS) after the execution of the procedure described in clause 7.2.2.2.

7.3.13.2 Definition of system information messages

The default system information messages specified in clause 6.1.0b are used with the following exceptions.

Contents of System information block type 1: RRC

Information Element	Value/remark
- CN domain system information	
- CN domain identity	PS
- CHOICE CN Type	GSM-MAP
- CN domain specific NAS system information	
- GSM-MAP NAS system information	00 00
- CN domain specific DRX cycle length coefficient	7
- CN domain identity	CS
- CHOICE CN Type	GSM-MAP
- CN domain specific NAS system information	
- GSM-MAP NAS system information	00(T3212 is set to infinity) 01
- CN domain specific DRX cycle length coefficient	7
- UE Timers and constants in connected mode	
- T305	Infinity

Contents of System information block type 3 and 4: RRC

Information Element	Value/remark
- Qrxlevmin	-115

Contents of System Information Block type 5 (FDD)

Information Element	Value/remark
- Secondary CCPCH system information	
- Secondary CCPCH info	
- CHOICE mode	FDD
- Secondary scrambling code	Not Present
- STTD indicator	FALSE
- Spreading factor	64
- Code number	2
- Pilot symbol existence	FALSE
- TFCI existence	TRUE (default value)
- Fixed or Flexible position	Flexible (default value)
- Timing offset	Not Present
	Absence of this IE is equivalent to default value 0

7.3.13.3 Procedure

Step	Direction		Message	Comments
	UE	SS		
1		←	SYSTEM INFORMATION (BCCH)	Broadcast
2		←	PAGING TYPE1 (PCCH)	Paging (CS domain, TMSI)
3		→	RRC CONNECTION REQUEST (CCCH)	RRC
4		←	RRC CONNECTION SETUP (CCCH)	RRC
5		→	RRC CONNECTION SETUP COMPLETE (DCCH)	RRC
6		→	PAGING RESPONSE	RR
7		←	AUTHENTICATION REQUEST	MM
8		→	AUTHENTICATION RESPONSE	MM
9		←	SECURITY MODE COMMAND	RRC (CS domain)
10		→	SECURITY MODE COMPLETE	RRC
11		←	PAGING TYPE2 (DCCH)	Paging (TMSI (GSM-MAP)/ P-TMSI)
12		→	SERVICE REQUEST	GMM
13		←	AUTHENTICATION AND CIPHERING REQUEST	GMM
14		→	AUTHENTICATION AND CIPHERING RESPONSE	GMM
15		←	SECURITY MODE COMMAND	RRC (PS domain, IE Integrity protection mode command set to "modify")
16		→	SECURITY MODE COMPLETE	RRC
17		←	ACTIVATE RB TEST MODE	TC
18		→	ACTIVATE RB TEST MODE COMPLETE	TC
19		←	RADIO BEARER SETUP	RRC (RAB SETUP RMC 12.2 CS)
20		→	RADIO BEARER SETUP COMPLETE	RRC
21		←	RADIO BEARER SETUP	RRC (RAB SETUP DC-HSDPA PS)
22		→	RADIO BEARER SETUP COMPLETE	RRC
23		<-->		Perform test
24		←	RRC CONNECTION RELEASE	RRC
25		→	RRC CONNECTION RELEASE COMPLETE	RRC

7.3.13.4 Specific message contents

The default message contents specified in clause 9.2 are used with the following exceptions.

7.3.13.4.1 ATTACH ACCEPT

This message is sent from the SS to the UE.

Contents of Attach Accept message: GMM

Information Element	Value/remark
Periodic RA update timer	E0 (timer is deactivated)

7.3.13.4.2 RADIO BEARER SETUP

For step 19, the message in clause 9.2, "Contents of RADIO BEARER SETUP message: AM or UM (Test Loop Mode1)" is used with condition A1. For step 21, the message in clause 9.2, " RADIO BEARER SETUP message: AM or UM (DC-HSDPA)" is used.

The configurations of the fixed reference channels for HSDPA RF tests are described in 3GPP TS 34.121[2], annex C for FDD and 3GPP TS 34.122 [5], annex C for TDD.

7.3.13.4.3 RRC CONNECTION SETUP

For step 4 , the message in clause 9.2, "Contents of RRC CONNECTION SETUP message: UM" is used with the following exceptions:

Contents of RRC CONNECTION SETUP message: UM

Information Element	Value/remark
- Default DPCH Offset Value	Arbitrary set to value 1536..306176 by step of 2560 (this corresponds to a 0.5 slot timing offset between the DPCCH and the HS-DPCCH)

7.3.14 Test procedure for DC-HSUPA RF tests

7.3.14.1 Initial conditions

System Simulator:

- Dual E-DCH cell, default parameters.

User Equipment:

- The UE shall initially be operated under normal RF test conditions if not otherwise stated in the initial conditions for the actual test case.
- The Test-USIM shall be inserted.
- The UE has a valid TMSI (CS) after the execution of the procedure described in clause 7.2.2.1.
- The UE has a valid P-TMSI (PS) after the execution of the procedure described in clause 7.2.2.2.

7.3.14.2 Definition of system information messages

The default system information messages specified in clause 6.1.0b are used with the following exceptions.

Contents of System information block type 1: RRC

Information Element	Value/remark
- CN domain system information	
- CN domain identity	PS
- CHOICE CN Type	GSM-MAP
- CN domain specific NAS system information	
- GSM-MAP NAS system information	00 00
- CN domain specific DRX cycle length coefficient	7
- CN domain identity	CS
- CHOICE CN Type	GSM-MAP
- CN domain specific NAS system information	
- GSM-MAP NAS system information	00(T3212 is set to infinity) 01
- CN domain specific DRX cycle length coefficient	7
- UE Timers and constants in connected mode	
- T305	Infinity

Contents of System information block type 3 and 4: RRC

Information Element	Value/remark
- Qrxlevmin	-115

Contents of System Information Block type 5 (FDD)

Information Element	Value/remark
- Secondary CCPCH system information	
- Secondary CCPCH info	
- CHOICE mode	FDD
- Secondary scrambling code	Not Present
- STTD indicator	FALSE
- Spreading factor	64
- Code number	2
- Pilot symbol existence	FALSE
- TFCI existence	TRUE (default value)
- Fixed or Flexible position	Flexible (default value)
- Timing offset	Not Present
	Absence of this IE is equivalent to default value 0

7.3.14.3 Procedure

Step	Direction		Message	Comments
	UE	SS		
1		←	SYSTEM INFORMATION (BCCH)	Broadcast
2		←	PAGING TYPE1 (PCCH)	Paging (CS domain, TMSI)
3		→	RRC CONNECTION REQUEST (CCCH)	RRC
4		←	RRC CONNECTION SETUP (CCCH)	RRC
5		→	RRC CONNECTION SETUP COMPLETE (DCCH)	RRC
6		→	PAGING RESPONSE	RR
7		←	AUTHENTICATION REQUEST	MM
8		→	AUTHENTICATION RESPONSE	MM
9		←	SECURITY MODE COMMAND	RRC (CS domain)
10		→	SECURITY MODE COMPLETE	RRC
11		←	PAGING TYPE2 (DCCH)	Paging (TMSI (GSM-MAP)/ P-TMSI)
12		→	SERVICE REQUEST	GMM
13		←	AUTHENTICATION AND CIPHERING REQUEST	GMM
14		→	AUTHENTICATION AND CIPHERING RESPONSE	GMM
15		←	SECURITY MODE COMMAND	RRC (PS domain, IE Integrity protection mode command set to "modify")
16		→	SECURITY MODE COMPLETE	RRC
17		←	ACTIVATE RB TEST MODE	TC
18		→	ACTIVATE RB TEST MODE COMPLETE	TC
21		←	RADIO BEARER SETUP	RRC (RAB SETUP DC-HSUPA PS)
22		→	RADIO BEARER SETUP COMPLETE	RRC
23		<-->		Perform test
24		←	RRC CONNECTION RELEASE	RRC
25		→	RRC CONNECTION RELEASE COMPLETE	RRC

7.3.14.4 Specific message contents

The default message contents specified in clause 9.2 are used with the following exceptions.

7.3.14.4.1 ATTACH ACCEPT

This message is sent from the SS to the UE.

Contents of Attach Accept message: GMM

Information Element	Value/remark
Periodic RA update timer	E0 (timer is deactivated)

7.3.14.4.2 RADIO BEARER SETUP

The Radio Bearer Setup message is defined in clause 9.2, "Contents of RADIO BEARER SETUP message: AM or UM (DC-HSUPA)".

The configurations of the fixed reference channels for HSDPA RF tests are described in 3GPP TS 34.121[2], annex C for FDD and 3GPP TS 34.122 [5], annex C for TDD.

7.3.14.4.3 RRC CONNECTION SETUP

The RRC connection setup is defined in clause 9.1.1, "Contents of RRC CONNECTION SETUP message: UM (Transition to CELL_FACH)".

7.3.15 Test procedure for Multiple-cell Performance Requirement for 1,28 Mcps TDD

7.3.15.1 Initial conditions

System Simulator

- Number of cells and parameters for specific tests are defined in TS 34.122 [5] and take priority over the default parameters.

User Equipment:

- The UE shall be operated under RF test conditions.
- The Test-USIM shall be inserted.
- The UE has a valid TMSI (CS) after the execution of the procedure described in clause 7.2.2.1.
- The UE has a valid P-TMSI (PS) after the execution of the procedure described in clause 7.2.2.2.

7.3.15.2 Definition of system information messages

The default system information messages specified in clause 6.1.0b are used with the following exceptions.

Contents of System information block type 1: RRC

Information Element	Value/remark
- CN domain system information	
- CN domain identity	PS
- CHOICE CN Type	GSM-MAP
- CN domain specific NAS system information	
- GSM-MAP NAS system information	00 00
- CN domain specific DRX cycle length coefficient	7
- CN domain identity	CS
- CHOICE CN Type	GSM-MAP
- CN domain specific NAS system information	
- GSM-MAP NAS system information	00(T3212 is set to infinity) 01
- CN domain specific DRX cycle length coefficient	7
- UE Timers and constants in connected mode	
- T305	Infinity

Contents of System information block type 3 and 4: RRC

Information Element	Value/remark
- Qrxlevmin	-115

Contents of System Information Block type 11 (1.28 Mcps TDD)

This is the default message content of SIB 11 for cell 1.

<ul style="list-style-type: none"> - Intra-frequency measurement identity - Intra-frequency cell info list - CHOICE intra-frequency cell removal - New intra-frequency cells - Intra-frequency cell id - Cell info - Cell individual offset - Reference time difference to cell - Read SFN Indicator - CHOICE mode - Primary CCPCH info - Cell parameters ID - Primary CCPCH TX power - Timeslot list - CHOICE TDD option <ul style="list-style-type: none"> - 1.28 Mcps TDD - Timeslot number - Cell Selection and Re-selection info 		<p>Not Present Absence of this IE is equivalent to default value 1</p> <p>Not present (This IE shall be ignored by the UE for SIB11)</p> <p>1</p> <p>Not present Absence of this IE is equivalent to default value 0dB</p> <p>Not Present FALSE TDD</p> <p>19</p> <p>Not Present Not Present</p> <p>Not Present Not Present (The IE shall be absent as this is the serving cell)</p>
<ul style="list-style-type: none"> - Intra-frequency cell id - Cell info - Cell individual offset - Reference time difference to cell - Read SFN Indicator - CHOICE mode - Primary CCPCH info - Cell parameters ID - Primary CCPCH TX power - Timeslot list - CHOICE TDD option <ul style="list-style-type: none"> - 1.28 Mcps TDD - Timeslot number - Cell Selection and Re-selection info 		<p>2</p> <p>Not present Absence of this IE is equivalent to default value 0dB</p> <p>Not Present FALSE TDD</p> <p>58</p> <p>Not Present Not Present</p> <p>Not Present Not Present</p>
<ul style="list-style-type: none"> - Intra-frequency cell id - Cell info - Cell individual offset - Reference time difference to cell - Read SFN Indicator - CHOICE mode - Primary CCPCH info - Cell parameters ID - Primary CCPCH TX power - Timeslot list - CHOICE TDD option <ul style="list-style-type: none"> - 1.28 Mcps TDD - Timeslot number - Cell Selection and Re-selection info 		<p>3</p> <p>Not present Absence of this IE is equivalent to default value 0dB</p> <p>Not Present FALSE TDD</p> <p>85</p> <p>Not Present Not Present</p> <p>Not Present Not Present</p>
<ul style="list-style-type: none"> - Intra-frequency cell id - Cell info 		<p>7</p> <p>Same content as specified for intra-frequency cell id=2 with the exception that value for Cell Parameters ID shall be according to clause titled "Default settings for cell No.7(TDD)" in clause 6.1.4</p>
<ul style="list-style-type: none"> - Intra-frequency cell id - Cell info 		<p>8</p> <p>Same content as specified for intra-frequency cell id=2 with the exception that value for Cell Parameters ID shall be according to clause titled "Default settings for cell No.8(TDD)" in clause 6.1.4</p>

7.3.15.3 Procedure

7.3.15.3.1 For UE supporting CS

Step	Direction		Message	Comments
	UE	SS		
1		←	SYSTEM INFORMATION (BCCH)	Broadcast
2		←	PAGING TYPE1 (PCCH)	Paging (CS domain, TMSI)
3		→	RRC CONNECTION REQUEST (CCCH)	RRC
4		←	RRC CONNECTION SETUP (CCCH)	RRC
5		→	RRC CONNECTION SETUP COMPLETE (DCCH)	RRC
6		→	PAGING RESPONSE	RR
7		←	AUTHENTICATION REQUEST	MM
8		→	AUTHENTICATION RESPONSE	MM
9		←	SECURITY MODE COMMAND	RRC
10		→	SECURITY MODE COMPLETE	RRC
11		←	ACTIVATE RB TEST MODE	TC
12		→	ACTIVATE RB TEST MODE COMPLETE	TC
13		←	RADIO BEARER SETUP	RRC (RAB SETUP)
14		→	RADIO BEARER SETUP COMPLETE	RRC
15		←	CLOSE UE TEST LOOP (DCCH)	TC (UE test loop mode set up)
16		→	CLOSE UE TEST LOOP COMPLETE	TC (confirms that loopback entities for the radio bearer(s) have been created and loop back is activated)
17		←	OPEN UE TEST LOOP	TC
18		→	OPEN UE TEST LOOP COMPLETE	TC
19		←	RRC CONNECTION RELEASE	RRC
20		→	RRC CONNECTION RELEASE COMPLETE	RRC

7.3.15.3.2 For UE supporting PS only

Step	Direction		Message	Comments
	UE	SS		
1		←	SYSTEM INFORMATION (BCCH)	Broadcast
2		←	PAGING TYPE1 (PCCH)	Paging (PS domain, P-TMSI)
3		→	RRC CONNECTION REQUEST (CCCH)	RRC
4		←	RRC CONNECTION SETUP (CCCH)	RRC
5		→	RRC CONNECTION SETUP COMPLETE (DCCH)	RRC
6		→	SERVICE REQUEST	GMM
7		←	AUTHENTICATION AND CIPHERING REQUEST	GMM
8		→	AUTHENTICATION AND CIPHERING RESPONSE	GMM
9		←	SECURITY MODE COMMAND	RRC
10		→	SECURITY MODE COMPLETE	RRC
11		←	ACTIVATE RB TEST MODE	TC
12		→	ACTIVATE RB TEST MODE COMPLETE	TC
13		←	RADIO BEARER SETUP	RRC (RAB SETUP)
14		→	RADIO BEARER SETUP COMPLETE	RRC
15		←	CLOSE UE TEST LOOP (DCCH)	TC (UE test loop mode set up)
16		→	CLOSE UE TEST LOOP COMPLETE	TC (confirms that loopback entities for the radio bearer(s) have been created and loop back is activated)
17		←	OPEN UE TEST LOOP	TC
18		→	OPEN UE TEST LOOP COMPLETE	TC
19		←	RRC CONNECTION RELEASE	RRC
20		→	RRC CONNECTION RELEASE COMPLETE	RRC

7.3.15.4 Specific message contents

The default message contents specified in clause 9.2 are used with the following exceptions.

7.3.15.4.1 ATTACH ACCEPT

This message is sent from the SS to the UE, used for the UE supporting PS only.

Contents of Attach Accept message: GMM

Information Element	Value/remark
Periodic RA update timer	E0 (timer is deactivated)

7.3.15.4.2 Reference measurement channels

The configurations of the reference measurement channels for RF tests are described in 3GPP TS 34.122 [5], annex C for TDD.

7.3.16 Test procedure for 4C-HSDPA RF tests

7.3.16.1 Initial conditions

System Simulator:

- Dual HS-DSCH cell, default parameters.

User Equipment:

- The UE shall initially be operated under normal RF test conditions if not otherwise stated in the initial conditions for the actual test case.
- The Test-USIM shall be inserted.
- The UE has a valid TMSI (CS) after the execution of the procedure described in clause 7.2.2.1.
- The UE has a valid P-TMSI (PS) after the execution of the procedure described in clause 7.2.2.2.

7.3.16.2 Definition of system information messages

The default system information messages specified in clause 6.1.0b are used with the following exceptions.

Contents of System information block type 1: RRC

Information Element	Value/remark
- CN domain system information	
- CN domain identity	PS
- CHOICE CN Type	GSM-MAP
- CN domain specific NAS system information	
- GSM-MAP NAS system information	00 00
- CN domain specific DRX cycle length coefficient	7
- CN domain identity	CS
- CHOICE CN Type	GSM-MAP
- CN domain specific NAS system information	
- GSM-MAP NAS system information	00(T3212 is set to infinity) 01
- CN domain specific DRX cycle length coefficient	7
- UE Timers and constants in connected mode	
- T305	Infinity

Contents of System information block type 3 and 4: RRC

Information Element	Value/remark
- Qrxlevmin	-115

Contents of System Information Block type 5 (FDD)

Information Element	Value/remark
- Secondary CCPCH system information	
- Secondary CCPCH info	
- CHOICE mode	FDD
- Secondary scrambling code	Not Present
- STTD indicator	FALSE
- Spreading factor	64

- Code number	2
- Pilot symbol existence	FALSE
- TFCI existence	TRUE (default value)
- Fixed or Flexible position	Flexible (default value)
- Timing offset	Not Present
	Absence of this IE is equivalent to default value 0

7.3.16.3 Procedure

Step	Direction		Message	Comments
	UE	SS		
1	←		SYSTEM INFORMATION (BCCH)	Broadcast
2	←		PAGING TYPE1 (PCCH)	Paging (CS domain, TMSI)
3	→		RRC CONNECTION REQUEST (CCCH)	RRC
4	←		RRC CONNECTION SETUP (CCCH)	RRC
5	→		RRC CONNECTION SETUP COMPLETE (DCCH)	RRC
6	→		PAGING RESPONSE	RR
7	←		AUTHENTICATION REQUEST	MM
8	→		AUTHENTICATION RESPONSE	MM
9	←		SECURITY MODE COMMAND	RRC (CS domain)
10	→		SECURITY MODE COMPLETE	RRC
11	←		PAGING TYPE2 (DCCH)	Paging (TMSI (GSM-MAP)/ P-TMSI)
12	→		SERVICE REQUEST	GMM
13	←		AUTHENTICATION AND CIPHERING REQUEST	GMM
14	→		AUTHENTICATION AND CIPHERING RESPONSE	GMM
15	←		SECURITY MODE COMMAND	RRC (PS domain, IE Integrity protection mode command set to "modify")
16	→		SECURITY MODE COMPLETE	RRC
17	←		ACTIVATE RB TEST MODE	TC
18	→		ACTIVATE RB TEST MODE COMPLETE	TC
19	←		RADIO BEARER SETUP	RRC (RAB SETUP RMC 12.2 CS)
20	→		RADIO BEARER SETUP COMPLETE	RRC
21	←		RADIO BEARER SETUP	RRC (RAB SETUP DC-HSDPA PS)
22	→		RADIO BEARER SETUP COMPLETE	RRC
23	<-->			Perform test
24	←		RRC CONNECTION RELEASE	RRC
25	→		RRC CONNECTION RELEASE COMPLETE	RRC

7.3.16.4 Specific message contents

The default message contents specified in clause 9.2 are used with the following exceptions.

7.3.16.4.1 ATTACH ACCEPT

This message is sent from the SS to the UE.

Contents of Attach Accept message: GMM

Information Element	Value/remark
Periodic RA update timer	E0 (timer is deactivated)

7.3.16.4.2 RADIO BEARER SETUP

For step 19, the message in clause 9.2, "Contents of RADIO BEARER SETUP message: AM or UM (Test Loop Mode1)" is used with condition A1. For step 21, the message in clause 9.2, "RADIO BEARER SETUP message: AM or UM (DC-HSDPA)" is used with secondary serving cell defined as per table 5.0aB or 5.0aC of 3GPP TS 25.101.

The configurations of the fixed reference channels for HSDPA RF tests are described in 3GPP TS 34.121[2], annex C for FDD and 3GPP TS 34.122 [5], annex C for TDD.

7.3.16.4.3 RRC CONNECTION SETUP

For step 4, the message in clause 9.2, "Contents of RRC CONNECTION SETUP message: UM" is used with the following exceptions:

Contents of RRC CONNECTION SETUP message: UM

Information Element	Value/remark
- Default DPCH Offset Value	Arbitrary set to value 1536..306176 by step of 2560 (this corresponds to a 0.5 slot timing offset between the DPCH and the HS-DPCH)

7.3.17 Test procedure for TX, RX and Performance Requirement for UL CLTD

7.3.17.1 Initial conditions

System Simulator:

- 1 HS-DSCH cell, default parameters.

User Equipment:

- The UE shall initially be operated under normal RF test conditions if not otherwise stated in the initial conditions for the actual test case.
- The Test-USIM shall be inserted.
- The UE has a valid TMSI (CS) after the execution of the procedure described in clause 7.2.2.1.
- The UE has a valid P-TMSI (PS) after the execution of the procedure described in clause 7.2.2.2.

7.3.17.2 Definition of system information messages

The default system information messages specified in clause 6.1.0b are used with the following exceptions.

Contents of System information block type 1: RRC

Information Element	Value/remark
- CN domain system information	
- CN domain identity	PS
- CHOICE CN Type	GSM-MAP
- CN domain specific NAS system information	
- GSM-MAP NAS system information	00 00
- CN domain specific DRX cycle length coefficient	7
- CN domain identity	CS
- CHOICE CN Type	GSM-MAP
- CN domain specific NAS system information	
- GSM-MAP NAS system information	00(T3212 is set to infinity) 01
- CN domain specific DRX cycle length coefficient	7
- UE Timers and constants in connected mode	
- T305	Infinity

Contents of System information block type 3 and 4: RRC

Information Element	Value/remark
- Qrxlevmin	-115

Contents of System Information Block type 5 (FDD)

Information Element	Value/remark
- Secondary CCPCH system information	
- Secondary CCPCH info	

- CHOICE mode	FDD
- Secondary scrambling code	Not Present
- STTD indicator	FALSE
- Spreading factor	64
- Code number	2
- Pilot symbol existence	FALSE
- TFCI existence	TRUE (default value)
- Fixed or Flexible position	Flexible (default value)
- Timing offset	Not Present
	Absence of this IE is equivalent to default value 0

7.3.17.3 Procedure

Step	Direction		Message	Comments
	UE	SS		
1		←	SYSTEM INFORMATION (BCCH)	Broadcast
2		←	PAGING TYPE1 (PCCH)	Paging (CS domain, TMSI)
3		→	RRC CONNECTION REQUEST (CCCH)	RRC
4		←	RRC CONNECTION SETUP (CCCH)	RRC
5		→	RRC CONNECTION SETUP COMPLETE (DCCH)	RRC
6		→	PAGING RESPONSE	RR
7		←	AUTHENTICATION REQUEST	MM
8		→	AUTHENTICATION RESPONSE	MM
9		←	SECURITY MODE COMMAND	RRC (CS domain)
10		→	SECURITY MODE COMPLETE	RRC
11		←	PAGING TYPE2 (DCCH)	Paging (TMSI (GSM-MAP)/ P-TMSI)
12		→	SERVICE REQUEST	GMM
13		←	AUTHENTICATION AND CIPHERING REQUEST	GMM
14		→	AUTHENTICATION AND CIPHERING RESPONSE	GMM
15		←	SECURITY MODE COMMAND	RRC (PS domain, IE Integrity protection mode command set to "modify")
16		→	SECURITY MODE COMPLETE	RRC
17		←	ACTIVATE RB TEST MODE	TC
18		→	ACTIVATE RB TEST MODE COMPLETE	TC
19		←	RADIO BEARER SETUP	RRC (RAB SETUP RMC 12.2 CS)
20		→	RADIO BEARER SETUP COMPLETE	RRC
21		←	RADIO BEARER SETUP	RRC (RAB SETUP HSDPA PS)
22		→	RADIO BEARER SETUP COMPLETE	RRC
A23		←	CLOSE UE TEST LOOP (DCCH)	TC (UE test loop mode set up to loop the RMC 12.2 to UL RMC 12.2). Test steps A23, A24, A26 and A27 are only executed when the test method in TS 34.121 [2] specifies that loopback test shall be used.
A24		→	CLOSE UE TEST LOOP COMPLETE	TC (confirms that loopback entities for the radio bearer(s) have been created and loop back is activated)
25		<-->		Perform test
A26		←	OPEN UE TEST LOOP	TC
A27		→	OPEN UE TEST LOOP COMPLETE	TC
28		←	RRC CONNECTION RELEASE	RRC
29		→	RRC CONNECTION RELEASE COMPLETE	RRC

7.3.17.4 Specific message contents

The default message contents specified in clause 9.2 are used with the following exceptions.

7.3.17.4.1 ATTACH ACCEPT

This message is sent from the SS to the UE.

Contents of Attach Accept message: GMM

Information Element	Value/remark
Periodic RA update timer	E0 (timer is deactivated)

7.3.17.4.2 RADIO BEARER SETUP

For step 19, the message in clause 9.2, "Contents of RADIO BEARER SETUP message: AM or UM (Test Loop Mode1)" is used with condition A1. For step 21, the message in clause 9.2, "Contents of RADIO BEARER SETUP message: AM or UM (HSDPA)" is used, with following exceptions.

Information Element	Value/remark	Version
Uplink CLTD info FDD		Rel-11
- CHOICE <i>Mode</i>	New	
- S-DPCCH Info		
- S-DPCCH/DPCCH power offset	0	
- Initial CLTD activation state	First state	
- Primary CPICH Info		
- Primary Scrambling Code	Reference to clause 6.1 "Default settings (FDD)"	

Information Element	Value/remark	Version
F-TPICH Info		Rel-11
- F-TPICH slot format	1	
- F-TPICH Code number	6	
- F-TPICH frame offset	1024	

The configurations of the fixed reference channels for HSDPA RF tests are described in 3GPP TS 34.121[2], annex C for FDD and 3GPP TS 34.122 [5], annex C for TDD.

7.3.17.4.3 RRC CONNECTION SETUP

For step 4, the message in clause 9.2, "Contents of RRC CONNECTION SETUP message: UM" is used with the following exceptions:

Contents of RRC CONNECTION SETUP message: UM

Information Element	Value/remark
- Default DPCH Offset Value	Arbitrary set to value 1536..306176 by step of 2560 (this corresponds to a 0.5 slot timing offset between the DPCCH and the HS-DPCCH)

7.3.18 Test procedure for TX, RX and Performance Requirement for UL OLTD

7.3.18.1 Initial conditions

System Simulator:

- 1 HS-DSCH cell, default parameters.

User Equipment:

- The UE shall initially be operated under normal RF test conditions if not otherwise stated in the initial conditions for the actual test case.
- The Test-USIM shall be inserted.
- The UE has a valid TMSI (CS) after the execution of the procedure described in clause 7.2.2.1.

- The UE has a valid P-TMSI (PS) after the execution of the procedure described in clause 7.2.2.2.

7.3.18.2 Definition of system information messages

The default system information messages specified in clause 6.1.0b are used with the following exceptions.

Contents of System information block type 1: RRC

Information Element	Value/remark
- CN domain system information	
- CN domain identity	PS
- CHOICE CN Type	GSM-MAP
- CN domain specific NAS system information	
- GSM-MAP NAS system information	00 00
- CN domain specific DRX cycle length coefficient	7
- CN domain identity	CS
- CHOICE CN Type	GSM-MAP
- CN domain specific NAS system information	
- GSM-MAP NAS system information	00(T3212 is set to infinity) 01
- CN domain specific DRX cycle length coefficient	7
- UE Timers and constants in connected mode	
- T305	Infinity

Contents of System information block type 3 and 4: RRC

Information Element	Value/remark
- Qrxlevmin	-115

Contents of System Information Block type 5 (FDD)

Information Element	Value/remark
- Secondary CCPCH system information	
- Secondary CCPCH info	
- CHOICE mode	FDD
- Secondary scrambling code	Not Present
- STTD indicator	FALSE
- Spreading factor	64
- Code number	2
- Pilot symbol existence	FALSE
- TFCI existence	TRUE (default value)
- Fixed or Flexible position	Flexible (default value)
- Timing offset	Not Present
	Absence of this IE is equivalent to default value 0

7.3.18.3 Procedure

Step	Direction		Message	Comments
	UE	SS		
1	←		SYSTEM INFORMATION (BCCH)	Broadcast
2	←		PAGING TYPE1 (PCCH)	Paging (CS domain, TMSI)
3	→		RRC CONNECTION REQUEST (CCCH)	RRC
4	←		RRC CONNECTION SETUP (CCCH)	RRC
5	→		RRC CONNECTION SETUP COMPLETE (DCCH)	RRC
6	→		PAGING RESPONSE	RR
7	←		AUTHENTICATION REQUEST	MM
8	→		AUTHENTICATION RESPONSE	MM
9	←		SECURITY MODE COMMAND	RRC (CS domain)
10	→		SECURITY MODE COMPLETE	RRC
11	←		PAGING TYPE2 (DCCH)	Paging (TMSI (GSM-MAP)/ P-TMSI)
12	→		SERVICE REQUEST	GMM
13	←		AUTHENTICATION AND CIPHERING REQUEST	GMM
14	→		AUTHENTICATION AND CIPHERING RESPONSE	GMM

15	←	SECURITY MODE COMMAND	RRC (PS domain, IE Integrity protection mode command set to "modify")
16	→	SECURITY MODE COMPLETE	RRC
17	←	ACTIVATE RB TEST MODE	TC
18	→	ACTIVATE RB TEST MODE COMPLETE	TC
19	←	RADIO BEARER SETUP	RRC (RAB SETUP RMC 12.2 CS)
20	→	RADIO BEARER SETUP COMPLETE	RRC
21	←	RADIO BEARER SETUP	RRC (RAB SETUP HSDPA PS)
22	→	RADIO BEARER SETUP COMPLETE	RRC
A23	←	CLOSE UE TEST LOOP (DCCH)	TC (UE test loop mode set up to loop the RMC 12.2 to UL RMC 12.2). Test steps A23, A24, A26 and A27 are only executed when the test method in TS 34.121 [2] specifies that loopback test shall be used.
A24	→	CLOSE UE TEST LOOP COMPLETE	TC (confirms that loopback entities for the radio bearer(s) have been created and loop back is activated)
25	<-->		Perform test
A26	←	OPEN UE TEST LOOP	TC
A27	→	OPEN UE TEST LOOP COMPLETE	TC
28	←	RRC CONNECTION RELEASE	RRC
29	→	RRC CONNECTION RELEASE COMPLETE	RRC

7.3.18.4 Specific message contents

The default message contents specified in clause 9.2 are used with the following exceptions.

7.3.18.4.1 ATTACH ACCEPT

This message is sent from the SS to the UE.

Contents of Attach Accept message: GMM

Information Element	Value/remark
Periodic RA update timer	E0 (timer is deactivated)

7.3.18.4.2 RADIO BEARER SETUP

For step 19, the message in clause 9.2, "Contents of RADIO BEARER SETUP message: AM or UM (Test Loop Mode1)" is used with condition A1. For step 21, the message in clause 9.2, "Contents of RADIO BEARER SETUP message: AM or UM (HSDPA)" is used, with following exceptions

Information Element	Value/remark	Version
Uplink OLTD info FDD		Rel-11
- Uplink OLTD activation	TRUE	

Information Element	Value/remark	Version
F-TPICH Info		Rel-11
- F-TPICH slot format	1	
- F-TPICH Code number	6	
- F-TPICH frame offset	1024	

The configurations of the fixed reference channels for HSDPA RF tests are described in 3GPP TS 34.121[2], annex C for FDD and 3GPP TS 34.122 [5], annex C for TDD.

7.3.18.4.3 RRC CONNECTION SETUP

For step 4, the message in clause 9.2, "Contents of RRC CONNECTION SETUP message: UM" is used with the following exceptions:

Contents of RRC CONNECTION SETUP message: UM

Information Element	Value/remark
- Default DPCH Offset Value	Arbitrary set to value 1536..306176 by step of 2560 (this corresponds to a 0.5 slot timing offset between the DPCCH and the HS-DPCCH)

7.4 Common generic procedures for AS testing

7.4.1 UE RRC Test States for common procedures

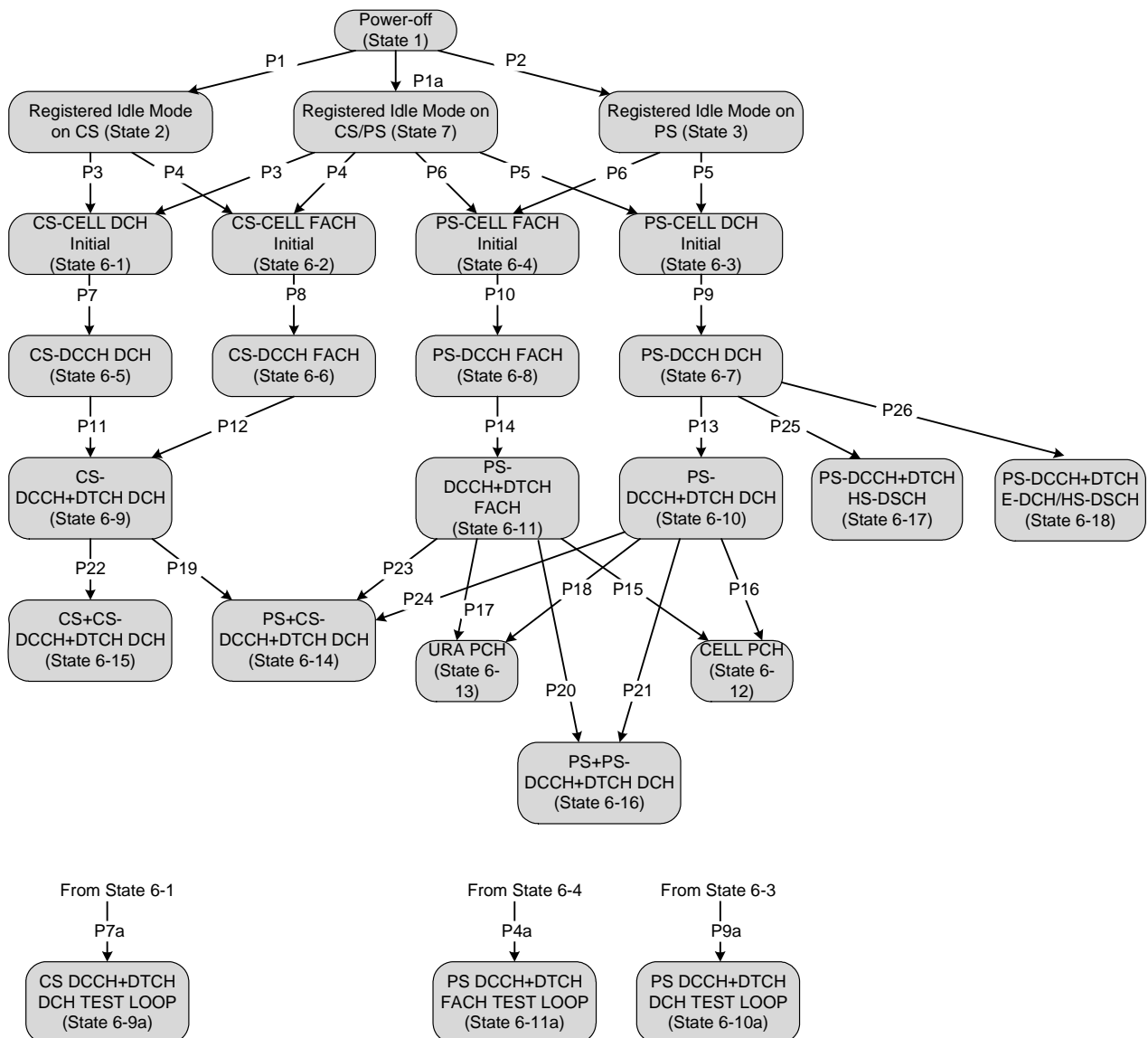


Figure 7.4.1.1: UE RRC test initial states and common procedures

For UE to set up a call in UTRAN there are a number of procedures to be undertaken in a hierarchical sequence to move between known states. The sequences are shown in figure 7.4.1.1; the operating states for various protocols in the UE are given in table 7.4.1.1.

It is noted that figure 7.4.1.1 should not be construed as a formal state transition diagram, in any manner. The intention here is to define the starting state of UE following the execution of the procedures indicated above.

Table 7.4.1.1: The UE states

		RRC	CC	MM	SM	GMM
State 1	Power OFF	-----	Null	Null	Pdp-Inactive	GMM-null
State 2	Registered Idle Mode on CS	Idle	Null	MM Idle	Pdp-Inactive	GMM-deregistered
State 3	Registered Idle Mode on PS	Idle	Null	Null	Pdp-Inactive	GMM-registered
State 7	Registered Idle Mode on CS/PS	Idle	Null	MM Idle	Pdp-Inactive	GMM-registered
State BGP6-1	CS-CELL_DCH_Initial	Connected	Null	MM Idle	Pdp-Inactive	As previous
State BGP6-2	CS-CELL_FACH_Initial	Connected	Null	MM Idle	Pdp-nactive	As previous
State BGP6-3	PS-CELL_DCH_Initial	Connected	Null	As previous	Pdp-Inactive	GMM registered
State BGP6-4	PS-CELL_FACH_Initial	Connected	Null	As previous	Pdp-Inactive	GMM registered
State BGP6-5	CS-DCCH_DCH	Connected (CELL_DCH)	Null	MM Idle	Pdp-Inactive	As previous
State BGP6-6	CS-DCCH_FACH	Connected (CELL_FACH)	Null	MM Idle	Pdp-Inactive	As previous
State BGP6-7	PS-DCCH_DCH	Connected (CELL_DCH)	Null	As previous	Pdp-Active pending	GMM registered
State BGP6-8	PS-DCCH_FACH	Connected (CELL_FACH)	Null	As previous	Pdp-Active pending	GMM registered
State BGP6-9	CS-DCCH+DTCH_DCH	Connected (CELL_DCH)	Active	MM connection active	Pdp-Inactive	As previous
State BGP6-9a	CS-DCCH+DTCH_DCH_TEST_LOOP	Connected (CELL_DCH)	Null	MM Idle	Pdp-Inactive	As previous
State BGP6-10	PS-DCCH+DTCH_DCH	Connected (CELL_DCH)	Null	As previous	Pdp-Active	GMM registered
State BGP6-10a	PS-DCCH+DTCH_DCH_TEST_LOOP	Connected (CELL_DCH)	Null	As previous	Pdp-Inactive	GMM registered
State BGP6-11	PS-DCCH+DTCH_FACH	Connected (CELL_FACH)	Null	As previous	Pdp-Active	GMM registered
State BGP6-11a	PS-DCCH+DTCH_FACH_TEST_LOOP	Connected (CELL_FACH)	Null	As previous	Pdp-Inactive	GMM registered
State BGP6-12	CELL_PCH	Connected (CELL_PCH)	Null	As previous	Pdp-Inactive	GMM registered
State BGP6-13	URA_PCH	Connected (URA_PCH)	Null	As previous	Pdp-Inactive	GMM registered
State BGP6-14	PS+CS-DCCH+DTCH_DCH	Connected (CELL_DCH)	Active	MM connection active	Pdp-Active	GMM registered
State BGP6-15	CS+CS-DCCH+DTCH_DCH	Connected (CELL_DCH)	Active	MM connection active	Pdp-Inactive	As previous
State BGP6-16	PS+PS-DCCH+DTCH_DCH	Connected (CELL_DCH)	Null	As previous	Pdp-Active	GMM registered
State BGP6-17	PS-DCCH+DTCH_HS-DSCH	Connected (CELL_DCH)	Null	As previous	Pdp-Active	GMM registered
State BGP6-18	PS-DCCH+DTCH_E-DCH/HS-DSCH	Connected (CELL_DCH)	Null	As previous	Pdp-Active	GMM registered

State 1, state 2, state 3, P1, P2 and P1a are described in clause 7.2. States 6-X (for X=1 to 17) are described below.

7.4.2 Generic Setup Procedure for RRC test cases

7.4.2.1 RRC connection establishment procedure for circuit-switched calls (procedure P3 and P4)

7.4.2.1.1 Mobile terminating call

7.4.2.1.1.1 Initial conditions

System Simulator:

- 1 cell, default parameters.

User Equipment:

- The UE shall be operated under normal test conditions as specified in the present document.
- The Test USIM shall be inserted.

7.4.2.1.1.2 Definition of system information messages

The default system information messages are used as specified in clause 6.1.

7.4.2.1.1.3 Procedure

The Call Set-up procedure shall be performed under ideal radio conditions as defined in clauses 5.2 and 6.1.

Step	Direction		Message	Comments
	UE	SS		
1		←	PAGING TYPE 1 (PCCH)	RRC
2		→	RRC CONNECTION REQUEST (CCCH)	RRC
3		←	RRC CONNECTION SETUP (CCCH)	RRC
4		→	RRC CONNECTION SETUP COMPLETE (DCCH)	RRC
5		→	PAGING RESPONSE	RR

7.4.2.1.1.4 Specific message contents

To execute procedure P3, all specific message contents shall be referred to clause 9.

To execute procedure P4, all specific message contents with the exception of step 3 shall be referred to clause 9. For step 3, the message of the same type titled "Transition to CELL_FACH" in clause 9 is used.

7.4.2.1.2 Mobile originating calls

7.4.2.1.2.1 Initial conditions

System Simulator:

- 1 cell, default parameters.

User Equipment:

- The UE shall be operated under normal test conditions as specified in the present document.
- The Test USIM shall be inserted.

7.4.2.1.2.2 Definition of system information messages

The default system information messages specified in clause 6.1 are used.

7.4.2.1.2.3 Procedure

The Call Set-up procedure shall be performed under ideal radio conditions as defined in clauses 5.2 and 6.1.

Step	Direction		Message	Comments
	UE	SS		

1	→	RRC CONNECTION REQUEST (CCCH)	RRC
2	←	RRC CONNECTION SETUP (CCCH)	RRC
3	→	RRC CONNECTION SETUP COMPLETE (DCCH)	RRC
4	→	CM SERVICE REQUEST	MM

7.4.2.1.2.4 Specific message contents

To execute procedure P3, all specific message contents shall be referred to clause 9.

To execute procedure P4, all specific message contents with the exception of step 2 shall be referred to clause 9. For step 2, the message of the same type titled "Transition to CELL_FACH" in clause 9 is used.

7.4.2.2 RRC connection establishment procedure for packet switched sessions (procedure P5 and P6)

7.4.2.2.1 Mobile terminating session

7.4.2.2.1.1 Initial conditions

System Simulator:

- 1 cell, default parameters.

User Equipment:

- The UE shall be operated under normal test conditions as specified in the present document.
- The Test USIM shall be inserted.

7.4.2.2.1.2 Definition of system information messages

The default system information messages are used as specified in clause 6.1.

7.4.2.2.1.3 Procedure

The Session Set-up procedure shall be performed under Ideal radio conditions as defined in clauses 5.2 and 6.1.

Step	Direction		Message	Comments
	UE	SS		
1	←		PAGING TYPE1 (PCCH)	Paging
2	→		RRC CONNECTION REQUEST (CCCH)	RRC
3	←		RRC CONNECTION SETUP (CCCH)	RRC
4	→		RRC CONNECTION SETUP COMPLETE (DCCH)	RRC
5	→		SERVICE REQUEST	GMM

7.4.2.2.1.4 Specific message contents

To execute procedure P5, all specific message contents shall be referred to clause 9.

To execute procedure P6, all specific message contents with the exception of step 3 shall be referred to clause 9. For step 3, the message of the same type titled "Transition to CELL_FACH" in clause 9 is used.

7.4.2.2.2 Mobile originating sessions

7.4.2.2.2.1 Initial conditions

System Simulator:

- 1 cell, default parameters.

User Equipment:

- The UE shall be operated under normal test conditions as specified in the present document.
- The Test USIM shall be inserted.

7.4.2.2.2.2 Definition of system information messages

The default system information messages are used as specified in clause 6.1.

7.4.2.2.2.3 Procedure

The Session Set-up procedure shall be performed under Ideal radio conditions as defined in clauses 5.2 and 6.1.

Step	Direction		Message	Comments
	UE	SS		
1	→		RRC CONNECTION REQUEST (CCCH)	RRC
2	←		RRC CONNECTION SETUP (CCCH)	RRC
3	→		RRC CONNECTION SETUP COMPLETE (DCCH)	RRC
4	→		SERVICE REQUEST	GMM

7.4.2.2.2.4 Specific message contents

To execute procedure P5, all specific message contents shall be referred to clause 9.

To execute procedure P6, all specific message contents with the exception of step 2 shall be referred to clause 9. For step 2, the message of the same type titled "Transition to CELL_FACH" in clause 9 is used.

7.4.2.3 NAS call set up procedure for circuit switched calls (procedure P7 and P8)

7.4.2.3.1 Mobile terminating call

7.4.2.3.1.1 Initial conditions

System Simulator:

- 1 cell, default parameters.

User Equipment:

- The UE shall be in state 6-1 or state 6-2.
- The Test USIM shall be inserted.

7.4.2.3.1.2 Definition of system information messages

The default system information messages are used as specified in clause 6.1.

7.4.2.3.1.3 Procedure

The Call Set-up procedure shall be performed under Ideal radio conditions as defined in clauses 5.2 and 6.1.

Step	Direction		Message	Comments
	UE	SS		
1	←		AUTHENTICATION REQUEST	MM
2	→		AUTHENTICATION RESPONSE	MM
3	←		SECURITY MODE COMMAND	RRC
4	→		SECURITY MODE COMPLETE	RRC
5	←		SET UP	CC
6	→		CALL CONFIRMED	CC

7.4.2.3.1.4 Specific message contents

All RRC specific message contents shall be referred to clause 9.

7.4.2.3.2 Mobile originating calls

7.4.2.3.2.1 Initial conditions

System Simulator:

- 1 cell, default parameters.

User Equipment:

- The UE shall be in state 6-1 or state 6-2.
- The Test USIM shall be inserted.

7.4.2.3.2.2 Definition of system information messages

The default system information messages are used as specified in clause 6.1.

7.4.2.3.2.3 Procedure

The Call Set-up procedure shall be performed under Ideal radio conditions as defined in clauses 5.2 and 6.1.

Step	Direction		Message	Comments
	UE	SS		
1	←		AUTHENTICATION REQUEST	MM
2	→		AUTHENTICATION RESPONSE	MM
3	←		SECURITY MODE COMMAND	RRC
4	→		SECURITY MODE COMPLETE	RRC
5	→		SET UP	CC
6	←		CALL PROCEEDING	CC

7.4.2.3.2.4 Specific message contents

All RRC specific message contents shall be referred to clause 9.

7.4.2.4 NAS session activation procedure for packet switched sessions (procedure P9 and P10)

7.4.2.4.1 Mobile terminating session

7.4.2.4.1.1 Initial conditions

System Simulator:

- 1 cell, default parameters.

User Equipment:

- The UE shall be in state 6-3 or state 6-4.
- The Test USIM shall be inserted.

7.4.2.4.1.2 Definition of system information messages

The default system information messages are used as specified in clause 6.1.

7.4.2.4.1.3 Procedure

The Session Set-up procedure shall be performed under Ideal radio conditions as defined in clauses 5.2 and 6.1.

Step	Direction		Message	Comments
	UE	SS		
1	←		AUTHENTICATION AND CIPHERING REQUEST	GMM
2	→		AUTHENTICATION AND CIPHERING RESPONSE	GMM
3	←		SECURITY MODE COMMAND	RRC
4	→		SECURITY MODE COMPLETE	RRC

5	←	REQUEST PDP CONTEXT ACTIVATION	SM
6	→	ACTIVATE PDP CONTEXT REQUEST	SM

7.4.2.4.1.4 Specific message contents

All RRC specific message contents shall be referred to clause 9.

7.4.2.4.2 Mobile originating sessions

7.4.2.4.2.1 Initial conditions

System Simulator:

- 1 cell, default parameters.

User Equipment:

- The UE shall be in state 6-3 or state 6-4.
- The Test USIM shall be inserted.

7.4.2.4.2.2 Definition of system information messages

The default system information messages are used as specified in clause 6.1.

7.4.2.4.2.3 Procedure

The Session Set-up procedure shall be performed under Ideal radio conditions as defined in clauses 5.2 and 6.1.

Step	Direction		Message	Comments
	UE	SS		
1	←		AUTHENTICATION AND CIPHERING REQUEST	GMM
2	→		AUTHENTICATION AND CIPHERING RESPONSE	GMM
3	←		SECURITY MODE COMMAND	RRC
4	→		SECURITY MODE COMPLETE	RRC
5	→		ACTIVATE PDP CONTEXT REQUEST	SM

7.4.2.4.2.4 Specific message contents

All RRC specific message contents shall be referred to clause 9.

7.4.2.5 Radio access bearer establishment procedure for circuit switched calls (procedure P11 and P12)

7.4.2.5.1 Mobile terminating call

7.4.2.5.1.1 Initial conditions

System Simulator:

- 1 cell, default parameters.

User Equipment:

- The UE shall be in state 6-5 or state 6-6.
- The Test USIM shall be inserted.

7.4.2.5.1.2 Definition of system information messages

The default system information messages are used as specified in clause 6.1.

7.4.2.5.1.3 Procedure

The Call Set-up procedure shall be performed under Ideal radio conditions as defined in clauses 5.2 and 6.1.

Step	Direction		Message	Comments
	UE	SS		
1	←		RADIO BEARER SETUP	RRC RAB SETUP
2	→		RADIO BEARER SETUP COMPLETE	RRC
3	→		ALERTING	CC (This message is optional)
4	→		CONNECT	CC
5	←		CONNECT ACKNOWLEDGE	CC

7.4.2.5.1.4 Specific message contents

To execute procedure P11, use the message titled "CS speech" (defined in clause 9) for the message in step 1. To execute procedure 12, use the message "The others of speech in CS" (defined in clause 9) for the message in step 1.

7.4.2.5.2 Mobile originating calls

7.4.2.5.2.1 Initial conditions

System Simulator:

- 1 cell, default parameters.

User Equipment:

- The UE shall be in state 6-5 or state 6-6.
- The Test USIM shall be inserted.

7.4.2.5.2.2 Definition of system information messages

The default system information messages are used as specified in clause 6.1.

7.4.2.5.2.3 Procedure

The Call Set-up procedure shall be performed under Ideal radio conditions as defined in clauses 5.2 and 6.1.

Step	Direction		Message	Comments
	UE	SS		
1	←		RADIO BEARER SETUP	RRC RAB SETUP
2	→		RADIO BEARER SETUP COMPLETE	RRC
3	←		ALERTING	CC
4	←		CONNECT	CC
5	→		CONNECT ACKNOWLEDGE	CC

7.4.2.5.2.4 Specific message contents

To execute procedure P11, use the message titled "CS speech" (defined in clause 9) for the message in step 1. To execute procedure 12, use the message "The others of speech in CS" (defined in clause 9) for the message in step 1.

7.4.2.5a Test loop activation and radio access bearer establishment procedure for circuit switched calls (procedure P7a)

7.4.2.5a.1 Initial conditions

System Simulator:

- 1 cell, default parameters.

User Equipment:

- The UE shall be in state 6-1.
- The Test USIM shall be inserted.

7.4.2.5a.2 Definition of system information messages

The default system information messages are used as specified in clause 6.1.

7.4.2.5a.3 Procedure

The Call Set-up procedure shall be performed under Ideal radio conditions as defined in clauses 5.2 and 6.1.

Step	Direction		Message	Comments
	UE	SS		
1		←	AUTHENTICATION REQUEST	MM
2		→	AUTHENTICATION RESPONSE	MM
3		←	SECURITY MODE COMMAND	RRC
4		→	SECURITY MODE COMPLETE	RRC
5		←	ACTIVATE RB TEST MODE (DCCH)	TC
6		→	ACTIVATE RB TEST MODE COMPLETE (DCCH)	TC
1		←	RADIO BEARER SETUP	RRC RAB SETUP
2		→	RADIO BEARER SETUP COMPLETE	RRC
14		←	CLOSE UE TEST LOOP (DCCH)	TC
				UE test mode 1 RLC SDU size set as specified for the actual test case.
15		→	CLOSE UE TEST LOOP COMPLETE (DCCH)	TC

7.4.2.5a.4 Specific message contents

To execute procedure P7a, use the message titled "CS speech" (defined in clause 9) for the message in step 1.

7.4.2.6 Radio access bearer establishment procedure for packet switched sessions (procedure P13, P14, P25 and P26)

7.4.2.6.1 Mobile terminating session

7.4.2.6.1.1 Initial conditions

System Simulator:

- 1 cell, default parameters.

User Equipment:

- The UE shall be in state 6-7 or state 6-8.
- The Test USIM shall be inserted.

7.4.2.6.1.2 Definition of system information messages

The default system information messages are used as specified in clause 6.1.

7.4.2.6.1.3 Procedure

The Session Set-up procedure shall be performed under Ideal radio conditions as defined in clauses 5.2 and 6.1.

Step	Direction		Message	Comments
	UE	SS		
1		←	RADIO BEARER SETUP	RRC RAB SETUP
2		→	RADIO BEARER SETUP COMPLETE	RRC
3		←	ACTIVATE PDP CONTEXT ACCEPT	SM

7.4.2.6.1.4 Specific message contents

For step 1, the messages in clause 9 are used. To execute procedure P13, use the message titled "Packet to CELL_DCH from CELL_DCH in PS". To execute procedure P14, use the message titled "Packet to CELL_FACH from CELL_FACH in PS". To execute procedure P25, use the message titled "Packet to CELL_DCH / HS-DSCH from CELL_DCH in PS". To execute procedure P26, use the RADIO BEARER SETUP message with one of the conditions A12, A13, A14, A15, A16, A19, A20, A21 or A22..

7.4.2.6.2 Mobile originating sessions

7.4.2.6.2.1 Initial conditions

System Simulator:

- 1 cell, default parameters.

User Equipment:

- The UE shall be in state 6-7 or state 6-8.
- The Test USIM shall be inserted.

7.4.2.6.2.2 Definition of system information messages

The default system information messages are used as specified in clause 6.1.

7.4.2.6.2.3 Procedure

The Session Set-up procedure shall be performed under Ideal radio conditions as defined in clauses 5.2 and 6.1.

Step	Direction		Message	Comments
	UE	SS		
1		←	RADIO BEARER SETUP	RRC RAB SETUP
2		→	RADIO BEARER SETUP COMPLETE	RRC
3		←	ACTIVATE PDP CONTEXT ACCEPT	SM

7.4.2.6.2.4 Specific message contents

For step 1, the messages in clause 9 are used. To execute procedure P13, use the message titled "Packet to CELL_DCH from CELL_DCH in PS". To execute procedure P14, use the message titled "Packet to CELL_FACH from CELL_FACH in PS". To execute procedure P25, use the message titled "Packet to CELL_DCH / HS-DSCH from CELL_DCH in PS". To execute procedure P26, use the RADIO BEARER SETUP message with one of the conditions A12, A13, A14, A15 or A16.

7.4.2.6a Test loop activation and radio access bearer establishment procedure for packet switched sessions (procedure P4a and P9a)

7.4.2.6a.1 Initial conditions

System Simulator:

- 1 cell, default parameters.

User Equipment:

- The UE shall be in state 6-3 or state 6-4.
- The Test USIM shall be inserted.

7.4.2.6a.2 Definition of system information messages

The default system information messages are used as specified in clause 6.1.

7.4.2.6a.3 Procedure

The Session Set-up procedure shall be performed under Ideal radio conditions as defined in clauses 5.2 and 6.1.

Step	Direction		Message	Comments
	UE	SS		
1		←	AUTHENTICATION AND CIPHERING REQUEST	GMM
2		→	AUTHENTICATION AND CIPHERING RESPONSE	GMM
3		←	SECURITY MODE COMMAND	RRC
4		→	SECURITY MODE COMPLETE	RRC
5		←	ACTIVATE RB TEST MODE (DCCH)	TC

6	→	ACTIVATE RB TEST MODE COMPLETE (DCCH)	TC
7	←	RADIO BEARER SETUP	RRC RAB SETUP. The 'pdcg info' IE shall be omitted.
8	→	RADIO BEARER SETUP COMPLETE	RRC
14	←	CLOSE UE TEST LOOP (DCCH)	TC UE test mode 1 RLC SDU size set as specified for the actual test case.
15	→	CLOSE UE TEST LOOP COMPLETE (DCCH)	TC

7.4.2.6a.4 Specific message contents

For step 1, the messages in clause 9 are used. To execute procedure P9a, use the message titled "Packet to CELL_DCH from CELL_DCH in PS". To execute procedure 4a, use the message titled "Packet to CELL_FACH from CELL_FACH in PS" with the exception that the 'pdcg info' IE shall be omitted.

7.4.2.7 Procedure for transitions to CELL_PCH or URA_PCH state (procedure P15, P16, P17 and P18)

7.4.2.7.1 Transition to CELL_PCH (procedure P15 and P16)

7.4.2.7.1.1 Initial conditions

System Simulator:

- 1 cell, default parameters.

User Equipment:

- The UE shall be in state 6-10 or state 6-11.
- The Test USIM shall be inserted.

7.4.2.7.1.2 Definition of system information messages

The default system information messages are used as specified in clause 6.1.

7.4.2.7.1.3 Procedure

The Call Set-up procedure shall be performed under ideal radio conditions as defined in clauses 5.2 and 6.1.

Step	Direction		Message	Comments
	UE	SS		
1	←		PHYSICAL CHANNEL RECONFIGURATION	RRC
2	→		PHYSICAL CHANNEL RECONFIGURATION COMPLETE	RRC

7.4.2.7.1.4 Specific message contents

Contents of PHYSICAL CHANNEL RECONFIGURATION message: DCCH-AM (Step 1)

Information Element	Value/remark
Message Type	
RRC State Indicator	CELL_PCH

7.4.2.7.2 Transition to URA_PCH (procedure P17 and P18)

7.4.2.7.2.1 Initial conditions

System Simulator:

- 1 cell, default parameters.

User Equipment:

- The UE shall be in state 6-10 or state 6-11.
- The Test USIM shall be inserted.

7.4.2.7.2.2 Definition of system information messages

The default system information messages are used as specified in clause 6.1.

7.4.2.7.2.3 Procedure

The Call Set-up procedure shall be performed under ideal radio conditions as defined in clauses 5.2 and 6.1.

Step	Direction		Message	Comments
	UE	SS		
1		←	PHYSICAL CHANNEL RECONFIGURATION	RRC
2		→	PHYSICAL CHANNEL RECONFIGURATION COMPLETE	RRC

7.4.2.7.2.4 Specific message contents

Contents of PHYSICAL CHANNEL RECONFIGURATION message: DCCH-AM (Step 1)

Information Element	Value/remark
Message Type	
RRC State Indicator	URA_PCH

7.4.2.8 Radio access bearer establishment procedure with packet switched sessions for transitions to Multi Call state (procedure P19, 20 and 21)

7.4.2.8.1 Transition to PS+CS-DCCH+DTCH DCH (procedure P19)

7.4.2.8.1.1 Mobile terminating session

7.4.2.8.1.1.1 Initial conditions

System Simulator:

- 1 cell, default parameters.

User Equipment:

- The UE shall have registered in CS/PS.
- The UE shall be in state 6-9.
- The Test USIM shall be inserted.

7.4.2.8.1.1.2 Definition of system information messages

The default system information messages are used as specified in clause 6.1.

7.4.2.8.1.1.3 Procedure

The Session Set-up procedure shall be performed under Ideal radio conditions as defined in clauses 5.2 and 6.1.

Step	Direction		Message	Comments
	UE	SS		
1		←	PAGING TYPE2 (DCCH)	Paging
2		→	SERVICE REQUEST	GMM
3		←	AUTHENTICATION AND CIPHERING REQUEST	GMM
4		→	AUTHENTICATION AND CIPHERING RESPONSE	GMM
5		←	SECURITY MODE COMMAND	RRC
6		→	SECURITY MODE COMPLETE	RRC
7		←	REQUEST PDP CONTEXT ACTIVATION	SM
8		→	ACTIVATE PDP CONTEXT REQUEST	SM
9		←	RADIO BEARER SETUP	RRC RAB SETUP

Step	Direction		Message	Comments
	UE	SS		
10	→		RADIO BEARER SETUP COMPLETE	RRC
11	←		ACTIVATE PDP CONTEXT ACCEPT	SM

7.4.2.8.1.1.4 Specific message contents

FFS

7.4.2.8.1.2 Mobile originating sessions

7.4.2.8.1.2.1 Initial conditions

System Simulator:

- 1 cell, default parameters.

User Equipment:

- The UE shall be in state 6-9.
- The Test USIM shall be inserted.

7.4.2.8.1.2.2 Definition of system information messages

The default system information messages are used as specified in clause 6.1.

7.4.2.8.1.2.3 Procedure

The Session Set-up procedure shall be performed under Ideal radio conditions as defined in clauses 5.2 and 6.1.

Step	Direction		Message	Comments
	UE	SS		
1	→		SERVICE REQUEST	GMM
2	←		AUTHENTICATION AND CIPHERING REQUEST	GMM
3	→		AUTHENTICATION AND CIPHERING RESPONSE	GMM
4	←		SECURITY MODE COMMAND	RRC
5	→		SECURITY MODE COMPLETE	RRC
6	→		ACTIVATE PDP CONTEXT REQUEST	SM
7	←		RADIO BEARER SETUP	RRC RAB SETUP
8	→		RADIO BEARER SETUP COMPLETE	RRC
9	←		ACTIVATE PDP CONTEXT ACCEPT	SM

7.4.2.8.1.2.4 Specific message contents

FFS

7.4.2.8.2 Transition to PS+PS-DCCH+DTCH DCH (procedure P20 and P21)

7.4.2.8.2.1 Mobile terminating session

7.4.2.8.2.1.1 Initial conditions

System Simulator:

- 1 cell, default parameters.

User Equipment:

- The UE shall be in state 6-10 or state 6-11.
- The Test USIM shall be inserted.

7.4.2.8.2.1.2 Definition of system information messages

The default system information messages are used as specified in clause 6.1.

7.4.2.8.2.1.3 Procedure

The Session Set-up procedure shall be performed under Ideal radio conditions as defined in clauses 5.2 and 6.1.

Step	Direction		Message	Comments
	UE	SS		
1		←	PAGING TYPE2 (DCCH)	Paging
2		→	SERVICE REQUEST	GMM
3		←	SERVICE ACCEPT	GMM
4		←	REQUEST PDP CONTEXT ACTIVATION	SM
5		→	ACTIVATE PDP CONTEXT REQUEST	SM
6		←	RADIO BEARER SETUP	RRC RAB SETUP
7		→	RADIO BEARER SETUP COMPLETE	RRC
8		←	ACTIVATE PDP CONTEXT ACCEPT	SM

7.4.2.8.2.1.4 Specific message contents

FFS

7.4.2.8.2.2 Mobile originating sessions

7.4.2.8.2.2.1 Initial conditions

System Simulator:

- 1 cell, default parameters.

User Equipment:

- The UE shall be in state 6-10 or state 6-11.
- The Test USIM shall be inserted.

7.4.2.8.2.2.2 Definition of system information messages

The default system information messages are used as specified in clause 6.1.

7.4.2.8.2.2.3 Procedure

The Session Set-up procedure shall be performed under Ideal radio conditions as defined in clauses 5.2 and 6.1.

Step	Direction		Message	Comments
	UE	SS		
1		→	SERVICE REQUEST	GMM
2		←	SERVICE ACCEPT	GMM
3		→	ACTIVATE PDP CONTEXT REQUEST	SM
4		←	RADIO BEARER SETUP	RRC RAB SETUP
5		→	RADIO BEARER SETUP COMPLETE	RRC
6		←	ACTIVATE PDP CONTEXT ACCEPT	SM

7.4.2.8.2.2.4 Specific message contents

FFS

7.4.2.9 Radio access bearer establishment procedure with circuit switched calls for transitions to Multi Call state (procedure P22, P23 and P24)

7.4.2.9.1 Transition to CS+CS-DCCH+DTCH DCH (procedure P22)

7.4.2.9.1.1 Mobile terminating call

7.4.2.9.1.1.1 Initial conditions

System Simulator:

- 1 cell, default parameters.

User Equipment:

- The UE shall be in state 6-9.
- The Test USIM shall be inserted.

7.4.2.9.1.1.2 Definition of system information messages

The default system information messages are used as specified in clause 6.1.

7.4.2.9.1.1.3 Procedure

The Call Set-up procedure shall be performed under Ideal radio conditions as defined in clauses 5.2 and 6.1.

Step	Direction		Message	Comments
	UE	SS		
1		←	PAGING TYPE2 (DCCH)	Paging
2		→	PAGING RESPONSE	RR
3		←	SET UP	CC
4		→	CALL CONFIRMED	CC
5		←	RADIO BEARER SETUP	RRC RAB SETUP
6		→	RADIO BEARER SETUP COMPLETE	RRC
7		→	ALERTING	CC (this message is optional)
8		→	CONNECT	CC
9		←	CONNECT ACKNOWLEDGE	CC

7.4.2.9.1.1.4 Specific message contents

FFS

7.4.2.9.1.2 Mobile originating calls

7.4.2.9.1.2.1 Initial conditions

System Simulator:

- 1 cell, default parameters.

User Equipment:

- The UE shall be in state 6-9.
- The Test USIM shall be inserted.

7.4.2.9.1.2.2 Definition of system information messages

The default system information messages are used as specified in clause 6.1.

7.4.2.9.1.2.3 Procedure

The Call Set-up procedure shall be performed under Ideal radio conditions as defined in clauses 5.2 and 6.1.

Step	Direction		Message	Comments
	UE	SS		
1		→	CM SERVICE REQUEST	MM
2		←	CM SERVICE ACCEPT	MM
3		→	SET UP	CC
4		←	CALL PROCEEDING	CC
5		←	RADIO BEARER SETUP	RRC RAB SETUP
6		→	RADIO BEARER SETUP COMPLETE	RRC
7		←	ALERTING	CC
8		←	CONNECT	CC
9		→	CONNECT ACKNOWLEDGE	CC

7.4.2.9.1.2.4 Specific message contents

FFS

7.4.2.9.2 Transition to PS+CS-DCCH+DTCH DCH (procedure P23 and 24)

7.4.2.9.2.1 Mobile terminating call

7.4.2.9.2.1.1 Initial conditions

System Simulator:

- 1 cell, default parameters.

User Equipment:

- The UE shall have registered in CS/PS.
- The UE shall be in state 6-10 or state 6-11.
- The Test USIM shall be inserted.

7.4.2.9.2.1.2 Definition of system information messages

The default system information messages are used as specified in clause 6.1.

7.4.2.9.2.1.3 Procedure

The Call Set-up procedure shall be performed under Ideal radio conditions as defined in clauses 5.2 and 6.1.

Step	Direction		Message	Comments
	UE	SS		
1		←	PAGING TYPE2 (DCCH)	Paging
2		→	PAGING RESPONSE	RR
3		←	AUTHENTICATION REQUEST	MM
4		→	AUTHENTICATION RESPONSE	MM
5		←	SECURITY MODE COMMAND	RRC
6		→	SECURITY MODE COMPLETE	RRC
7		←	SET UP	CC
8		→	CALL CONFIRMED	CC
9		←	RADIO BEARER SETUP	RRC RAB SETUP
10		→	RADIO BEARER SETUP COMPLETE	RRC
11		→	ALERTING	CC (this message is optional)
12		→	CONNECT	CC
13		←	CONNECT ACKNOWLEDGE	CC

7.4.2.9.2.1.4 Specific message contents

FFS

7.4.2.9.2.2 Mobile originating calls

7.4.2.9.2.2.1 Initial conditions

System Simulator:

- 1 cell, default parameters.

User Equipment:

- The UE shall be in state 6-10 or state 6-11.
- The Test USIM shall be inserted.

7.4.2.9.2.2.2 Definition of system information messages

The default system information messages are used as specified in clause 6.1.

7.4.2.9.2.2.3 Procedure

The Call Set-up procedure shall be performed under Ideal radio conditions as defined in clauses 5.2 and 6.1.

Step	Direction		Message	Comments
	UE	SS		
1		→	CM SERVICE REQUEST	MM
2		←	AUTHENTICATION REQUEST	MM
3		→	AUTHENTICATION RESPONSE	MM
4		←	SECURITY MODE COMMAND	RRC
5		→	SECURITY MODE COMPLETE	RRC
6		→	SET UP	CC
7		←	CALL PROCEEDING	CC
8		←	RADIO BEARER SETUP	RRC RAB SETUP
9		→	RADIO BEARER SETUP COMPLETE	RRC
10		←	ALERTING	CC
11		←	CONNECT	CC
12		→	CONNECT ACKNOWLEDGE	CC

7.4.2.9.2.2.4 Specific message contents

FFS

7.5 Test procedures for A-GPS Performance requirements testing

This clause specifies the procedures that shall be used for testing of A-GPS Performance requirements in TS 37.571-1 [47] clause 5.

7.5.1 Normal UE based A-GPS procedure

The procedure in this clause shall be used for all UE-based A-GPS TTF test cases in CELL_DCH and CELL_FACH state as specified in TS 37.571-1 [47] clause 5.

7.5.1.1 Initial conditions

User Equipment:

The UE is in CELL_DCH or CELL_FACH state after executing the procedure defined in clause F.2 of TS 37.571-1 [47].

7.5.1.2 Procedure

Step	Direction		Message	Comments
	UE	SS		
1		←	RESET UE POSITIONING STORED INFORMATION	TC
2		←	RRC MEASUREMENT CONTROL	RRC (Setup, No Reporting, Nav model Satellites 1, 2, 3, 4, 5 (1))
3		←	RRC MEASUREMENT CONTROL	RRC (Modify, No Reporting, Nav model Satellites 6, 7, 8, 9 (1), Iono Model)
4		←	RRC MEASUREMENT CONTROL	RRC (Modify, Periodical Reporting Criterion, GPS Ref time (1), ReferencePosition (1))
5		→	RRC MEASUREMENT REPORT	RRC (Position Estimate), 1 st test instance
6		←	RESET UE POSITIONING STORED INFORMATION	TC
7		←	RRC MEASUREMENT CONTROL	RRC (Setup, No Reporting, Nav model Satellites 1, 2, 3, 4, 5 (2))
8		←	RRC MEASUREMENT CONTROL	RRC (Modify, No Reporting, Nav model Satellites 6, 7, 8, 9 (2), Iono Model)

Step	Direction		Message	Comments
	UE	SS		
9	←		RRC MEASUREMENT CONTROL	RRC (Modify, Periodical Reporting Criterion, GPS Ref time (2), ReferencePosition (2))
10	→		RRC MEASUREMENT REPORT	RRC (Position Estimate), 2 nd test instance
11	←		RESET UE POSITIONING STORED INFORMATION	TC
....	
n	→		RRC MEASUREMENT REPORT	RRC (Position Estimate), n th test instance

7.5.1.3 Specific message contents

Contents of RESET UE POSITIONING STORED INFORMATION message: TC

Information Element	Value/remark
UE Positioning Technology	AGPS

Contents of MEASUREMENT CONTROL messages: RRC

MEASUREMENT CONTROL (Steps 2 + (n-1)*5):

Information element	Value/remark	Version
Measurement Information Elements		
Measurement Identity	10	
Measurement Command	Setup	
Measurement Reporting Mode		
- Measurement report transfer mode	Acknowledged mode RLC	
- Periodical reporting / Event trigger reporting mode	Periodical reporting	
Additional Measurements List	Not present	
CHOICE <i>Measurement type</i>	UE positioning measurement	
- UE positioning measurement		
- UE positioning reporting quantity		
- Method type	UE based	
- Positioning methods	GPS	R99 only
- Response time	128	
- Horizontal accuracy	19 (51 m)	
- Vertical accuracy	48 (102 m)	
- GPS timing of cell wanted	FALSE	
- Multiple sets	FALSE	R99 only
- Additional assistance data request	FALSE	
- Environmental characterization	Not present	
- Measurement validity		
- UE state	All states	
- CHOICE <i>Reporting criteria</i>		
- No reporting		
- UE pos OTDOA assistance data for UE-assisted	Not present	
- UE pos OTDOA assistance data for UE-based	Not present	
- UE positioning GPS assistance data		
- UE positioning GPS navigation model	Satellites 1-5 as specified in TS 37.571-5 [48] clause 5.2	
Physical Channel Information Elements		
DPCH compressed mode status info	Not present	

n	→	RRC MEASUREMENT REPORT	RRC (Position Estimate)
NOTE: In the actual testing the UE may report error messages at step 5 until it has been able to acquire a position estimate.			

7.5.2.3 Specific message contents

Contents of RESET UE POSITIONING STORED INFORMATION message: TC

The contents of the Reset UE Positioning Stored Information message in Step 1 are the same as specified for Normal UE based A-GPS testing in clause 7.5.1.

Contents of MEASUREMENT CONTROL message: RRC

The contents of the Measurement Control message in steps 2 and 3 are the same as specified for Normal UE based A-GPS testing in clause 7.5.1.

The contents of the Measurement Control message in step 4 are the same as specified for Normal UE based A-GPS testing in clause 7.5.1 with the following exceptions:

Information Element	Value/remark
Amount of reporting	Infinite (see note)
Reporting interval	2 000 ms
NOTE: Infinite means during the complete test time.	

7.5.3 Void

7.5.4 Normal UE assisted GPS procedure

The procedure in this clause shall be used for all UE-assisted A-GPS TTFF test cases in CELL_DCH and CELL_FACH state as specified in TS 37.571-1 [47] clause 5.

7.5.4.1 Initial conditions

User Equipment:

The UE is in CELL_DCH or CELL_FACH state after executing the procedure defined in clause F.2 of TS 37.571-1 [47].

7.5.4.2 Procedure

Step	Direction		Message	Comments
	UE	SS		
1	←		RESET UE POSITIONING STORED INFORMATION	TC
2	←		RRC MEASUREMENT CONTROL	RRC (Setup, Periodical Reporting Criteria, GPS Ref time)
3	→		RRC MEASUREMENT REPORT	RRC (Additional Assistance Data Request)
4	←		RRC MEASUREMENT CONTROL	RRC (Modify, No Reporting, Assistance Data Satellites 1, 2, 3, 4, 5, 6, 7, 8, 9)
5	←		RRC MEASUREMENT CONTROL	RRC (Modify, Periodical Reporting Criteria)
6	→		RRC MEASUREMENT REPORT	RRC (GPS Measured Results), 1 st test instance
7	←		RESET UE POSITIONING STORED INFORMATION	TC
8	←		RRC MEASUREMENT CONTROL	RRC (Setup, Periodical Reporting Criteria, GPS Ref time)
9	→		RRC MEASUREMENT REPORT	RRC (Additional Assistance Data Request)
10	←		RRC MEASUREMENT CONTROL	RRC (Modify, No Reporting, Assistance Data Satellites 1, 2, 3, 4, 5, 6, 7, 8, 9)
11	←		RRC MEASUREMENT CONTROL	RRC (Modify, Periodical Reporting Criteria)
12	→		RRC MEASUREMENT REPORT	RRC (GPS Measured Results), 2 nd test instance

MEASUREMENT REPORT (Steps 3 + (n-1)*6):

Information element	Value/remark	Version
Measurement Information Elements		
Measurement Identity	10	
Measured Results		
- CHOICE <i>Measurement</i>		
- UE positioning measured results	Not present	
- UE positioning OTDOA measured results	Not present	
- UE positioning position estimate info	Not present	
- UE positioning GPS measured results	Not present	
- UE positioning error		
- Error reason	Assistance Data Missing	
- GPS additional assistance data request	Defines assistance data requested by the UE	
Measured Results on RACH	Not present	
Additional Measured Results	Not present	
Event Results	Not present	

MEASUREMENT CONTROL (Steps 4 + (n-1)*6):

Information element	Value/remark	Version
Measurement Information Elements		
Measurement Identity	10	
Measurement Command	Modify	
Measurement Reporting Mode		
- Measurement report transfer mode	Acknowledged mode RLC	
- Periodical reporting / Event trigger reporting mode	Periodical reporting	
Additional Measurements List	Not present	
CHOICE <i>Measurement type</i>	UE positioning measurement	
- UE positioning measurement		
- UE positioning reporting quantity		
- Method type	UE assisted	R99 only
- Positioning methods	GPS	
- Response time	128	
- Horizontal accuracy	19 (51 m)	
- Vertical accuracy	48 (102 m)	
- GPS timing of cell wanted	FALSE	
- Multiple sets	FALSE	R99 only
- Additional assistance data request	FALSE	
- Environmental characterization	Not present	
- Measurement validity		
- UE state	All states	
- CHOICE <i>Reporting criteria</i>		
- No reporting		
- UE pos OTDOA assistance data for UE-assisted	Not present	
- UE pos OTDOA assistance data for UE-based	Not present	
- UE positioning GPS assistance data	As specified in TS 37.571-5 [48] clause 5.2 and requested by the UE in Step 3+(n-1)*6	
Physical Channel Information Elements		
DPCH compressed mode status info	Not present	

MEASUREMENT CONTROL (Steps 5 + (n-1)*6):

Information element	Value/remark	Version
Measurement Information Elements		
Measurement Identity	10	
Measurement Command	Modify	
Measurement Reporting Mode - Measurement report transfer mode - Periodical reporting / Event trigger reporting mode	Acknowledged mode RLC Periodical reporting	
Additional Measurements List	Not present	
CHOICE <i>Measurement type</i> - UE positioning measurement - UE positioning reporting quantity - Method type - Positioning methods - Response time - Horizontal accuracy - Vertical accuracy - GPS timing of cell wanted - Multiple sets - Additional assistance data request - Environmental characterization - Measurement validity - UE state - CHOICE <i>Reporting criteria</i> - Amount of reporting - Reporting Interval - UE pos OTDOA assistance data for UE-assisted - UE pos OTDOA assistance data for UE-based - UE positioning GPS assistance data	UE positioning measurement UE assisted GPS 128 19 (51 m) 48 (102 m) FALSE FALSE FALSE Not present All states Periodical Reporting Criteria 1 20000 Not present Not present Not present	R99 only R99 only
Physical Channel Information Elements		
DPCH compressed mode status info	Not present	

7.5.5 UE assisted A-GPS procedure for moving scenario and periodic update test case

The procedure in this clause shall be used for the UE-assisted A-GPS moving scenario and periodic update test case in CELL_DCH and CELL_FACH state as specified in TS 37.571-1 [47] clause 5.

7.5.5.1 Initial conditions

User Equipment:

The UE is in CELL_DCH or CELL_FACH state after executing the procedure defined in clause F.2 of TS 37.571-1 [47].

7.5.5.2 Procedure

Step	Direction		Message	Comments
	UE	SS		
1	←		RESET UE POSITIONING STORED INFORMATION	TC
2	←		RRC MEASUREMENT CONTROL	RRC (Setup, Periodical Reporting Criteria, GPS Ref time)
3	→		RRC MEASUREMENT REPORT	RRC (Additional Assistance Data Request)
4	←		RRC MEASUREMENT CONTROL	RRC (Modify, No Reporting, Assistance Data Satellites 1, 2, 3, 4, 5, 6, 7, 8, 9)
5	←		RRC MEASUREMENT CONTROL	RRC (Modify, Periodical Reporting Criteria)
6	→		RRC MEASUREMENT REPORT	RRC (GPS Measured Results), 1 st test instance
7	→		RRC MEASUREMENT REPORT	RRC (GPS Measured Results), 2 nd test instance
.....	→	
n	→		RRC MEASUREMENT REPORT	RRC (GPS Measured Results), n th test instance

NOTE: In the actual testing the UE may report error messages at step 6 until it has been able to acquire GPS measured results.

7.5.5.3 Specific message contents

Contents of RESET UE POSITIONING STORED INFORMATION message: TC

The contents of the Reset UE Positioning Stored Information message in Step 1 are the same as specified for Normal UE assisted A-GPS testing in clause 7.5.4.

Contents of MEASUREMENT CONTROL message: RRC

The contents of the Measurement Control message in steps 2 and 4 are the same as specified for Normal UE assisted A-GPS testing in clause 7.5.4.

The contents of the Measurement Control message in step 5 are the same as specified for Normal UE assisted A-GPS testing in clause 7.5.4 with the following exceptions:

Information Element	Value/remark
Amount of reporting	Infinite (see note)
Reporting interval	2 000 ms
NOTE: Infinite means during the complete test time.	

7.6 Test procedures for MBMS testing

This clause specifies the procedures that shall be used for MBMS testing.

7.6.1 GMM-REGISTERED with 1 MBMS Service Activated

7.6.1.1 Initial conditions

User Equipment:

For MBMS broadcast test cases:

- The UE is in registered Idle Mode on PS state (state 3) if the UE only supports PS domain or registered Idle Mode on CS/PS (state 7) if the UE supports both CS and PS domain. The UE states are specified in clause 7.4. For MBMS multicast test cases:

- The UE is in CELL_DCH (6-10 PS-DCCH+DTCH_DCH) or CELL_FACH (6-11 PS-DCCH+DTCH_FACH) state after executing the procedure P13 or P14 defined in clause 7.4.2.6.

For MBMS broadcast and multicast test cases:

- Subsequent to the broadcasting of System Information, MCCH messages are transmitted by the SS using MBMS configuration C1 and Default1 MCCH scheduling (No ongoing service). See subclause 11.1.
- For MBMS the RRC messages used throughout the generic setup procedures make use of specific parameter settings as specified in clause 9.1.

7.6.1.2 Procedure

For MBMS broadcast test cases:

- a) The SS request the UE to activate the requested MBMS broadcast service.
- b) The SS waits until the MBMS broadcast service has been activated in the UE
- c) The SS change UE state to CELL_DCH (6-10 PS-DCCH+DTCH_DCH) or CELL_FACH (6-11 PS-DCCH+DTCH_FACH) state by executing the procedure P13 or P14 defined in clause 7.4.2.6 except for the reception of MBMS MODIFICATION REQUEST message after RRC CONNECTION SETUP COMPLETE message during P5 or P6 procedure in case of MBMS Selected Service.

Specific Message Content for MBMS MODIFICATION REQUEST:

MBMS MODIFICATION REQUEST

Information Element	Value/remark
MBMS preferred frequency request	Check that the IE is not present
MBMS RB list requested to be released	Check that the IE is not present
MBMS Selected Service Info	
- CHOICE Status	Some
- MBMS Selected Services Full	
- MBMS Selected Service ID	
- MBMS Service ID	MBMS service ID of the activated MBMS service
- CHOICE PLMN identity	Check to see that one of the below choice element is present
- SameAs-MIB	(no data)
- explicitPLMN_Id	Check to see if it is set to the same value as "PLMN ID" in the Master Information block transmitted for the current serving cell.

For MBMS multicast test cases:

Step	Direction		Message	Comments
	UE	SS		
1				Make UE join a multicast service
2	→		IGMP/MLD JOIN	IGMP/MLD
3	←		REQUEST MBMS CONTEXT ACTIVATION	SM
4	→		ACTIVATE MBMS CONTEXT REQUEST	SM
5	←		AUTHENTICATION AND CIPHERING REQUEST	GMM
6	→		AUTHENTICATION AND CIPHERING RESPONSE	GMM
7	←		ACTIVATE MBMS CONTEXT ACCEPT	SM

If required, transition from CELL_FACH (6-11) to CELL_PCH (6-12) or URA_PCH (6-13) state using the procedures P15 or P17 respectively will be performed.

7.6.1.3 Specific message contents

All specific message contents shall be referred to clause 9 with the following exceptions:

PHYSICAL CHANNEL RECONFIGURATION (procedures 6-12 and 6-13)

Information Element	Value/remark
UTRAN DRX cycle length coefficient	7

Attach Accept message: GMM

Information Element	Value/remark
NetworkFeatureSupport	MBMS supported

Service Request message: GMM

Information Element	Value/remark
ServiceType	MBMS Service Reception

REQUEST MBMS CONTEXT ACTIVATION

Information Element	Value/remark
Linked NSAPI	5
Offered Multicast address	Present
Access point name	Present
MBMS protocol configuration options	Not present

ACTIVATE MBMS CONTEXT REQUEST

Information Element	Value/remark
Requested MBMS NSAPI	128
Requested LLC SAPI	Present
Supported MBMS bearer capabilities	Present
Requested Multicast address	Present
Access point name	Present
MBMS protocol configuration options	Not present

ACTIVATE MBMS CONTEXT ACCEPT

Information Element	Value/remark
Temporary Mobile Group Identity	
- MBMS Service Id	Present
- MCC	Present
- MNC	Present
Negotiated LLC SAPI	Present
MBMS protocol configuration options	Not present

IPv4_Datagram

Information Element	Value/remark
Version	0x4
HeaderLength	Present
TypeOfService	Present
TotalLength	Present
Identification	Present
ReservedFlag	Present
MoreFragments	Present
FragmentationOffset	Present
TimeToLive	Present
Protocol	Present
HeaderChecksum	Present
SourceAddress	Present
DestinationAddress	Present
OptionsList	Router alert option with value 0 (0x94040000)
Data	IGMP PDU

IGMP/JOIN (IPv4)

Information Element	Value/remark
---------------------	--------------

Type	0x16 (Version 2 Membership Report)
Max Resp Time	Present
Checksum	Present
Group Address	Multicast IP address

IGMP/Leave (IPv4)

Information Element	Value/remark
Type	0x17 (Version 2 Membership Report)
Max Resp Time	Present
Checksum	Present
Group Address	Multicast IP address

IPv6_Datagram

Information Element	Value/remark
Version	0x6
TrafficClass	Present
FlowLabel	Present
PayloadLength	Present
NextHeader	Present
HopLimit	Present
SourceAddress	Present
DestinationAddress	Present
ExtensionHeaders	Router alert option with value 0 (0x05020000)
Data	MLD PDU

MLD/JOIN (IPv6)

Information Element	Value/remark
Type	0x83
Code	Present
Checksum	Present
MaximumResponseDelay	Present
Reserved	Present
Group Address	Multicast IP address

MLD/LEAVE (IPv6)

Information Element	Value/remark
Type	0x84
Code	Present
Checksum	Present
MaximumResponseDelay	Present
Reserved	Present
Group Address	Multicast IP address

7.6.2 IDLE with 1 MBMS Service Activated

7.6.2.1 Initial conditions

User Equipment:

For MBMS broadcast test cases:

- The UE is in registered Idle Mode on PS state (state 3) if the UE only supports PS domain or registered Idle Mode on CS/PS (state 7) if the UE supports both CS and PS domain. The UE states are specified in clause 7.4.

For MBMS multicast test cases:

- The UE is in CELL_FACH (6-11 PS-DCCH+DTCH_FACH) state after executing the procedure P14 defined in clause 7.4.2.6.

For MBMS broadcast and multicast test cases:

- Subsequent to the broadcasting of System Information, MCCH messages are transmitted by the SS using MBMS configuration C1 (No ongoing service) and Default1 MCCH scheduling. See subclause 11.1.
- For MBMS the RRC messages used throughout the generic setup procedures make use of specific parameter settings as specified in clause 9.1.

7.6.2.2 Procedure

For MBMS broadcast test cases:

- The SS request the UE to activate the requested MBMS broadcast service.
- The SS waits until the MBMS broadcast service has been activated in the UE

For MBMS multicast test cases:

Step	Direction		Message	Comments
	UE	SS		
1				Make UE join a multicast service
2		→	IGMP/MLD JOIN	IGMP/MLD
3		←	REQUEST MBMS CONTEXT ACTIVATION	SM
4		→	ACTIVATE MBMS CONTEXT REQUEST	SM
5		←	AUTHENTICATION AND CIPHERING REQUEST	GMM
6		→	AUTHENTICATION AND CIPHERING RESPONSE	GMM
7		←	ACTIVATE MBMS CONTEXT ACCEPT	SM
8		←	RRC CONNECTION RELEASE	RRC
9		→	RRC CONNECTION RELEASE COMPLETE	RRC

7.6.2.3 Specific message contents

All specific message contents shall be referred to clause 9 with the following exceptions:

Attach Accept message: GMM

Information Element	Value/remark
NetworkFeatureSupport	MBMS supported

Service Request message: GMM

Information Element	Value/remark
ServiceType	MBMS Service Reception

REQUEST MBMS CONTEXT ACTIVATION

Information Element	Value/remark
Linked NSAPI	5
Offered Multicast address	Present
Access point name	Present
MBMS protocol configuration options	Not present

ACTIVATE MBMS CONTEXT REQUEST

Information Element	Value/remark
Requested MBMS NSAPI	128
Requested LLC SAPI	Present
Supported MBMS bearer capabilities	Present

Requested Multicast address	Present
Access point name	Present
MBMS protocol configuration options	Not present

ACTIVATE MBMS CONTEXT ACCEPT

Information Element	Value/remark
Temporary Mobile Group Identity	
- MBMS Service Id	Present
- MCC	Present
- MNC	Present
Negotiated LLC SAPI	Present
MBMS protocol configuration options	Not present

IPv4_Datagram

Information Element	Value/remark
Version	0x4
HeaderLength	Present
TypeOfService	Present
TotalLength	Present
Identification	Present
ReservedFlag	Present
MoreFragments	Present
FragmentationOffset	Present
TimeToLive	Present
Protocol	Present
HeaderChecksum	Present
SourceAddress	Present
DestinationAddress	Present
OptionsList	Router alert option with value 0 (0x94040000)
Data	IGMP PDU

IGMP/JOIN (IPv4)

Information Element	Value/remark
Type	0x16 (Version 2 Membership Report)
Max Resp Time	Present
Checksum	Present
Group Address	Multicast IP address

IGMP/Leave (IPv4)

Information Element	Value/remark
Type	0x17 (Version 2 Membership Report)
Max Resp Time	Present
Checksum	Present
Group Address	Multicast IP address

IPv6_Datagram

Information Element	Value/remark
Version	0x6
TrafficClass	Present
FlowLabel	Present
PayloadLength	Present
NextHeader	Present
HopLimit	Present
SourceAddress	Present
DestinationAddress	Present
ExtensionHeaders	Router alert option with value 0 (0x05020000)

Data	MLD PDU
------	---------

MLD/JOIN (IPv6)

Information Element	Value/remark
Type	0x83
Code	Present
Checksum	Present
MaximumResponseDelay	Present
Reserved	Present
Group Address	Multicast IP address

MLD/LEAVE (IPv6)

Information Element	Value/remark
Type	0x84
Code	Present
Checksum	Present
MaximumResponseDelay	Present
Reserved	Present
Group Address	Multicast IP address

7.6.3 MBSFN IDLE

7.6.3.1 Initial conditions

System Simulator:

- 1 MBMS MBSFN Cell 31 with default parameters.

In addition to broadcasting System Information, MCCH messages are transmitted by the SS using MBMS configuration C1 and Default1 MCCH scheduling (No ongoing service). See subclause 11.1.

- 1 unicast carrier Cell 1 with default parameters.

User Equipment:

- The UE is in MBSFN Idle mode with one service activated on the MBSFN cell as specified in subclause 7.6.4.
- On the unicast carrier cell the UE is in registered Idle Mode on PS (state 3) if the UE only supports PS domain or registered Idle Mode on CS/PS (state 7) if the UE supports both CS and PS domains. See subclause 7.6.4. The UE states are specified in subclause 7.4.

7.6.3.2 Procedure

- The SS requests the UE to de-activate the requested MBMS broadcast service.
- The SS waits until the MBMS broadcast service has been de-activated in the UE

Expected Sequence:

Step	Direction		Carrier	Message	Comment
	UE	SS			
1	←		M	SYSTEM INFORMATION (BCCH)	
2	←		M	MBMS MCCH Message Configuration C1	MBMS configuration C1 and Default1 MCCH scheduling. No session ongoing.
3		SS			SS requests the UE to de-activate the required MBMS broadcast service
4		SS			SS waits until the MBMS broadcast service has been de-activated in the UE.

7.6.3.3 Specific message contents

All message contents shall be as specified in clause 9.1.

7.6.4 MBSFN IDLE with 1 MBMS Service Activated

7.6.4.1 Initial conditions

System Simulator:

- 1 MBMS MBSFN Cell 31 with default parameters.

In addition to broadcasting System Information, MCCH messages are transmitted by the SS using MBMS configuration C2 and Default1 MCCH scheduling (No modified services. One ongoing service corresponding to that to be activated at the UE. 124 kbps PS RAB). See subclause 11.1.

- 1 unicast carrier Cell 1 with default parameters.

User Equipment:

- The UE is switched off.
- The Test-USIM shall be inserted.
- The UE shall be operated under normal test conditions.

7.6.4.2 Procedure

- a) The UE shall be switched on and the unicast carrier mobile termination shall be activated.
- b) The UE registers on the unicast carrier Cell 1. The UE registers on PS, as specified in clause 7.2.2.2 of TS 34.108 (state 3) if the UE only supports PS domain or registers on CS/PS, as specified in clause 7.2.2.3 of TS 34.108. (state 7) if the UE supports both CS and PS domains.
- c) The SS sends ACTIVATE RB TEST MODE on the unicast carrier cell. The UE acknowledges by sending ACTIVATE RB TEST MODE COMPLETE.
- d) The MBMS MBSFN mobile termination shall be activated. (See Note 1)
- e) The SS sends CLOSE UE TEST LOOP via the unicast carrier cell, requesting activation of Test Loop Mode 3 specifying the MBSFN MBMS short transmission identity of the MTCH for the activated service (on Cell 31).
- f) The SS requests the UE to activate the requested MBMS broadcast service.
- g) The UE performs an MBSFN cell search, reads System Information and camps on Cell 31.
- h) The UE reads the MCCH messages transmitted by the SS in accordance with Combination C2 and with Default1 MCCH information scheduling. See subclause 11.1. The UE shall continue acquiring the above MBMS messages until it has received a consistent set of MCCH information in the same modification period.
- i) The UE shall establish the p-t-m radio bearer for the ongoing activated MBMS service indicated in the MBMS UNMODIFIED SERVICES INFORMATION message according to the configuration defined in the MBMS CURRENT CELL P-T-M INFORMATION (one ongoing session corresponding to the service activated at the UE. The UE closes the test loop and starts counting successfully received RLC PDUs on the MTCH. The UE will send CLOST UE TEST LOOP COMPLETE.
- j) The Test Loop is opened and RB Test Mode is deactivated.

Expected Sequence:

Step	Direction		Carrier	Message	Comment
	UE	SS			
1	UE		U		UE switched on and unicast carrier mobile termination is activated.
2			U		UE registers on Unicast carrier Cell 1.
3	←		U	ACTIVATE RB TEST MODE	
4	→		U	ACTIVATE RB TEST MODE COMPLETE	
5	UE				MBMS MBSFN mobile termination is activated. UE starts MBSFN cell search. Note 1.
6	←		U	CLOSE UE TEST LOOP	Loop back mode 3 on MTCH on Cell 31 is requested.
7	SS				SS requests the UE to activate the required MBMS broadcast service
8	←		M	SYSTEM INFORMATION (BCCH)	
9	←		M	MBMS MCCH Message Configuration C2	No modified services. One ongoing service corresponding to that activated at the UE. 124 kbps PS RAB
10	UE		M		The UE shall continue acquiring the above MBMS messages until it has received a consistent set of MCCH information in the same modification period.
11	→		M	CLOSE UE TEST LOOP COMPLETE	The UE shall establish the indicated p-t-m radio bearer and close the test loop.
12	←		U	OPEN UE TEST LOOP	
13	→		U	OPEN UE TEST LOOP COMPLETE	
14	←		U	DEACTIVATE RB TEST MODE	
15	→		U	DEACTIVATE RB TEST MODE COMPLETE	

Note 1: If possible, activation of the MBMS Mobile Termination shall be delayed until registration on the unicast carrier is complete.

7.6.4.3 Specific message contents

All message contents shall be as specified in clause 9.1.

8 Test USIM Parameters

8.1 Introduction

This clause defines default parameters for programming the elementary files of the test USIM. The requirements of this clause do not apply to the USIM/ME tests of 3GPP TS 31.120 [39] and 3GPP TS 31.121 [40].

8.1.1 Definitions

"Test USIM card":

A USIM card supporting the test algorithm for authentication, programmed with the parameters defined in this clause. The electrical, mechanical and environmental requirements of the test USIM card are specified in 3GPP TS 31.101 [22] and 3GPP TS 31.102 [23].

"Test USIM":

Either a test USIM card or the USIM simulator programmed with the parameters defined in this clause.

8.1.2 Definition of the test algorithm for authentication

In order to be able to easily test the UMTS authentication and key agreement procedure as specified in 3GPP TS 33.102 [24] and 3GPP TS 33.105 [26] along the whole system, the availability of a test algorithm for generation of authentication vector based on quintets is needed (in GSM triplets was used). Additionally, calculation of the parameters for re-synchronization requests is needed. The definition of the test algorithm are the functions f_1 , f_2 , f_3 , f_4 , f_5 and the corresponding functions for re-synchronization are f_1^* and f_5^* .

For test USIM intended to be used for inter-RAT or GERAN-only test cases then the test USIM shall support the conversion functions c_2 and c_3 according to 3GPP TS 33.102 [24], clause 6.8.1.2 to derive the GSM SRES and ciphering key K_c from the UMTS XRES and cipher/integrity keys CK and IK .

The test algorithm defined in the present clause shall be implemented in test USIM cards as well in test USIM simulators and SS. The test algorithm may also, for test purposes, be implemented in AUC.

The following procedure employs bit wise modulo 2 addition ("XOR").

The following convention applies:

All data variables in the specification of this test algorithm are presented with the most significant substring on the left hand side and the least significant substring on the right hand side. A substring may be a bit, byte or other arbitrary length bitstring. Where a variable is broken down into a number of substrings, the leftmost (most significant) substring is numbered 0, the next most significant is numbered 1, and so on through to the least significant.

8.1.2.1 Authentication and key derivation in the test USIM and SS

The following steps describe sequence of operations for the functions f_1 , f_2 , f_3 , f_4 and f_5 to perform in the test USIM and SS, in order to obtain the XMAC/MAC, RES/XRES, CK , IK , K_c and AK respectively, to be used in the authentication and key agreement procedure.

Step 1:

XOR to the challenge **RAND**, a predefined number **K** (in which at least one bit is not zero, see clause 8.2), having the same bit length (128 bits) as **RAND**.

The result **XDOUT** of this is:

$$\mathbf{XDOUT}[\text{bits } 0,1, \dots, 126,127] = \mathbf{K} [\text{bits } 0,1, \dots, 126,127] \text{ XOR } \mathbf{RAND}[\text{bits } 0,1, \dots, 126,127]$$

Step 2:

RES (test USIM), **XRES** (SS), **CK**, **IK** and **AK** are extracted from **XDOUT** this way:

$$\mathbf{RES}[\text{bits } 0,1, \dots, n-1,n] = \mathbf{f}_2(\mathbf{XDOUT},n) = \mathbf{XDOUT}[\text{bits } 0,1, \dots, n-1,n] \quad (\text{with } 30 < n < 128)$$

NOTE: Suggested length for RES is 128 bits (i.e. $n = 127$).
In SS and AUC, the XRES calculation is identical to RES.

$$\mathbf{CK}[\text{bits } 0,1, \dots, 126,127] = \mathbf{f}_3(\mathbf{XDOUT}) = \mathbf{XDOUT}[\text{bits } 8,9, \dots, 126,127,0,1, \dots, 6,7]$$

$$\mathbf{IK}[\text{bits } 0,1, \dots, 126,127] = \mathbf{f}_4(\mathbf{XDOUT}) = \mathbf{XDOUT}[\text{bits } 16,17, \dots, 126,127,0,1, \dots, 14,15]$$

$$\mathbf{AK}[\text{bits } 0,1, \dots, 46,47] = \mathbf{f}_5(\mathbf{XDOUT}) = \mathbf{XDOUT}[\text{bits } 24,25, \dots, 70,71]$$

For test USIM intended for inter-RAT testing the GSM ciphering key K_c shall be derived from the UMTS cipher/integrity keys:

$$\mathbf{Kc}[\text{bits } 0,1, \dots, 62,63] = \mathbf{c}_3(\mathbf{CK},\mathbf{IK}), \text{ see 3GPP TS 33.102 [24], clause 6.8.1.2.}$$

Step 3:

Concatenate **SQN** with **AMF** to obtain **CDOUT** like this:

$$\mathbf{CDOUT}[\text{bits } 0,1, \dots, 62,63] = \mathbf{SQN}[\text{bits } 0,1, \dots, 46,47] \parallel \mathbf{AMF}[\text{bits } 0,1, \dots, 14,15]$$

NOTE: For test USIM the $\mathbf{SQN} = \mathbf{SQN}_{MS} = \mathbf{SQN}_{SS}[\text{bits } 0,1, \dots, 46,47] = \mathbf{AUTN}[\text{bits } 0,1, \dots, 46,47] \text{ XOR } \mathbf{AK}[\text{bits } 0,1, \dots, 46,47]$ where AUTN is the received authentication token.

Step 4:

XMAC (test USIM) and **MAC** (SS) are calculated from **XDOUT** and **CDOUT** this way:

$$\mathbf{XMAC}[\text{bits } 0,1, \dots .62, 63] = \mathbf{f1}(\mathbf{XDOUT}, \mathbf{CDOUT}) = \mathbf{XDOUT}[\text{bits } 0,1, \dots .62,63] \text{ XOR } \mathbf{CDOUT}[\text{bits } 0,1, \dots .62,63]$$

NOTE: In SS and AUC, the MAC calculation is identical to XMAC.

Step 5:

The SS calculates the authentication token **AUTN**:

$$\mathbf{AUTN}[\text{bits } 0,1, \dots 126,127] = \mathbf{SQN} \oplus \mathbf{AK}[\text{bits } 0,1, \dots .46,47] \parallel \mathbf{AMF}[\text{bits } 0,1, \dots .14,15] \parallel \mathbf{MAC}[\text{bits } 0,1, \dots .62, 63]$$

$$\text{Where } \mathbf{SQN} \oplus \mathbf{AK}[\text{bits } 0,1, \dots .46,47] = \mathbf{SQN}[\text{bits } 0,1, \dots .46,47] \text{ XOR } \mathbf{AK}[\text{bits } 0,1, \dots .46,47]$$

8.1.2.2 Generation of re-synchronization parameters in the USIM

For SS to be able to initiate an authentication re-synchronization procedure a specific AMF value has been defined.

$$\mathbf{AMF}_{\text{RESYNCH}} = \mathbf{AMF}[\text{bits } 0,1, \dots 14,15] = "1111 1111 1111 1111"$$

When the test USIM receives an authentication token (AUTN) having the value of AMF field equal to the $\mathbf{AMF}_{\text{RESYNCH}}$ value then the test USIM shall initiate the re-synchronization procedure.

When the test USIM starts the re-synchronization procedure, the MAC-S and AK have to be calculated using the functions $\mathbf{f1}^*$ and $\mathbf{f5}^*$, which in the test algorithm are identical to $\mathbf{f1}$ and $\mathbf{f5}$, respectively.

Step 1:

XOR to the challenge **RAND**, a predefined number **K** (in which at least one bit is not zero, see 8.2), having the same bit length (128 bits) as **RAND**.

The result **XDOUT** of this is:

$$\mathbf{XDOUT}[\text{bits } 0,1, \dots .126,127] = \mathbf{K}[\text{bits } 0,1, \dots .126,127] \text{ XOR } \mathbf{RAND}[\text{bits } 0,1, \dots .126,127]$$

Step 2:

AK is extracted from **XDOUT** this way:

$$\mathbf{AK}[\text{bits } 0,1, \dots .46,47] = \mathbf{f5}^*(\mathbf{XDOUT}) = \mathbf{XDOUT}[\text{bits } 24,25, \dots .70,71]$$

Step 3:

Concatenate \mathbf{SQN}_{MS} with \mathbf{AMF}^* to obtain **CDOUT** like this:

$$\mathbf{CDOUT}[\text{bits } 0,1, \dots .62,63] = \mathbf{SQN}_{\text{MS}}[\text{bits } 0,1, \dots .46,47] \parallel \mathbf{AMF}^*[\text{bits } 0,1, \dots .14,15]$$

Where \mathbf{AMF}^* assumes a dummy value of all zeros.

NOTE 1: For test USIM the $\mathbf{SQN}_{\text{MS}} = \mathbf{SQN}_{\text{SS}}[\text{bits } 0,1, \dots .46,47] = \mathbf{AUTN}[\text{bits } 0,1, \dots .46,47] \text{ XOR } \mathbf{AK}[\text{bits } 0,1, \dots .46,47]$ where AUTN is the received authentication token.

NOTE 2: For SS and AUC the $\mathbf{SQN}_{\text{MS}} = \mathbf{AUTS}[\text{bits } 0,1, \dots .46,47] \text{ XOR } \mathbf{AK}[\text{bits } 0,1, \dots .46,47]$ where AUTS is the received re-synchronization parameter.

Step 4:

MAC-S is calculated from **XDOUT** and **CDOUT** this way:

$$\mathbf{MAC-S}[\text{bits } 0,1, \dots .62, 63] = \mathbf{f1}^*(\mathbf{XDOUT}, \mathbf{CDOUT}) = \mathbf{XDOUT}[\text{bits } 0,1, \dots .62,63] \text{ XOR } \mathbf{CDOUT}[\text{bits } 0,1, \dots .62,63]$$

NOTE: In SS and AUC, the XMAC-S calculation is identical to MAC-S.

Step 5:

The test USIM calculates the re-synchronization parameter **AUTS**:

$$\mathbf{AUTS}[\text{bits } 0,1,\dots,110,111] = \mathbf{SQN}_{\text{MS}} \oplus \mathbf{AK}[\text{bits } 0,1,\dots,46,47] \parallel \mathbf{MAC-S}[\text{bits } 0,1,\dots,62,63]$$

$$\text{Where } \mathbf{SQN}_{\text{MS}} \oplus \mathbf{AK}[\text{bits } 0,1,\dots,46,47] = \mathbf{SQN}_{\text{MS}} [\text{bits } 0,1,\dots,46,47] \text{ XOR } \mathbf{AK}[\text{bits } 0,1,\dots,46,47]$$

8.1.2.3 Using the authentication test algorithm for UE conformance testing

8.1.2.3.1 Authentication accept case

The authentication accept case is illustrated in figures 8.1.2.3.1 and 8.1.2.3.2.

The SS calculates the authentication token AUTN according to the test algorithm as specified in clause 8.1.2.1 (step 1 to step 5) using an AMF value different from the AMF_{RESYNCH} value.

The SS sends an authentication request, including RAND and AUTN parameters, to the ME/USIM.

Based on the received RAND parameter the test USIM calculates the RES, CK, IK, Kc and XMAC parameters according to clause 8.1.2.1 (step 1 to step 4). The test USIM extracts the SQN_{MS} = SQN_{SS}, AMF and MAC parameters from the received authentication token AUTN.

The test USIM checks that XMAC = MAC and then return the RES, CK and IK parameters to the ME.

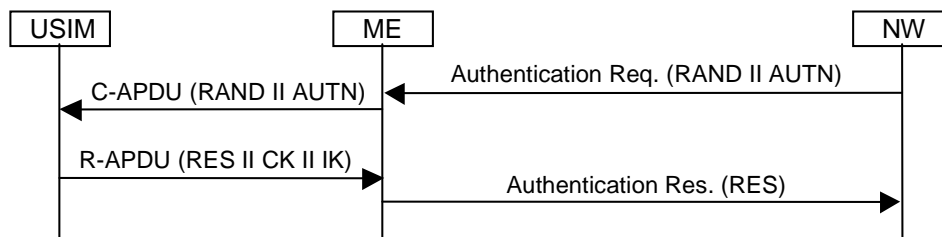


Figure 8.1.2.3.1: Network accepted by UE (USIM not supporting derivation of GSM cipher key Kc)

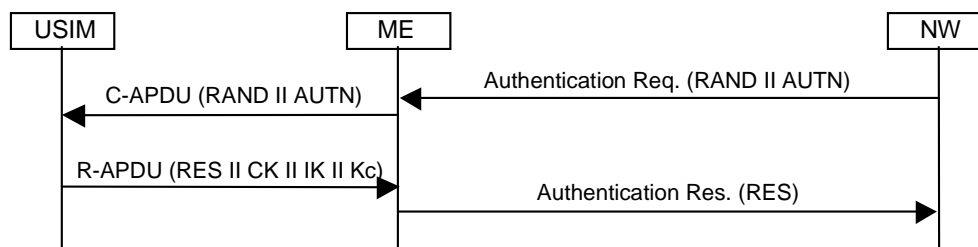


Figure 8.1.2.3.2: Network accepted by UE (USIM supporting derivation of GSM cipher key Kc)

8.1.2.3.2 MAC failure case

The MAC failure case is illustrated in figure 8.1.2.3.2.

The SS calculates the authentication token AUTN according to the test algorithm as specified in clause 8.1.2.1 (step 1 to step 5) using an AMF value different from the AMF_{RESYNCH} value and a MAC value different from what is calculated in clause 8.1.2.1 step 4.

The SS sends an authentication request, including RAND and AUTN parameters, to the ME/USIM.

Based on the received RAND parameter The test USIM calculates the RES, CK, IK, Kc and XMAC parameters according to clause 8.1.2.1 (step 1 to step 4).

The test USIM extracts the $SQN_{MS} = SQN_{SS}$, AMF and MAC parameters from the received authentication token AUTN.

When the test USIM identifies that the calculated XMAC value is different from the MAC value received in AUTN then the USIM notifies the ME of the MAC failure and the ME sends an AUTHENTICATION FAILURE message to the SS (cause "MAC failure").

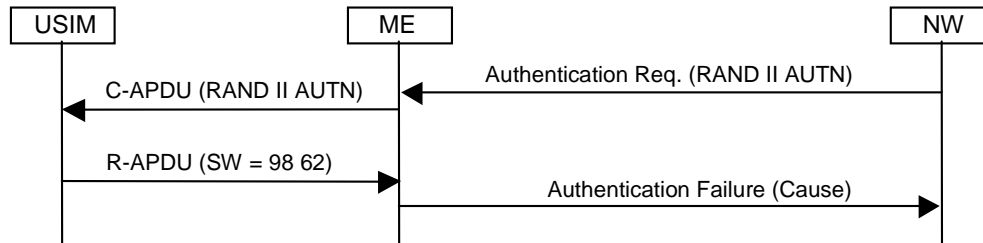


Figure 8.1.2.3.2: MAC failure cases

8.1.2.3.3 SQN failure case

The SQN failure case is illustrated in figure 8.1.2.3.3.

The SS calculates the authentication token AUTN according to the test algorithm as specified in clause 8.1.2.1 (step 1 to step 5) using an AMF value equal to $AMF_{RESYNCH}$.

The SS sends an authentication request, including RAND and AUTN parameters, to the UE/USIM.

The test USIM extracts the $SQN_{MS} = SQN_{SS}$, AMF and MAC parameters from the received authentication token AUTN.

When the test USIM identifies that the AMF field is equal to the $AMF_{RESYNCH}$ value it calculates the re-synchronization parameter AUTS as specified in clause 8.1.2.2 (step 1 to step 5) and forward it to the ME.

The ME sends an AUTHENTICATION FAILURE message to the SS including the AUTS parameter.

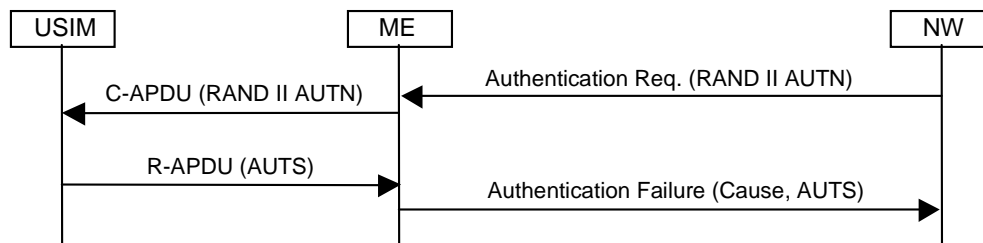


Figure 8.1.2.3.3: SQN failure case

8.1.3 Definition of the test algorithm for VGCS/VBS VSTK generation

In order to be able to easily test the VGCS/VBS key generation and encryption as specified in TS 43.020 [44] and TS 31.102 [23] along the whole system, the availability of a test algorithm for generation of the VSTK-key is needed.

The test algorithm defined in the present clause shall be implemented in test USIM cards as well in test USIM simulators and SS.

The following procedure employs bit wise modulo 2 addition ("XOR").

The following convention applies:

All data variables in the specification of this test algorithm are presented with the most significant substring on the left hand side and the least significant substring on the right hand side. A substring may be a bit, byte or other arbitrary length bitstring. Where a variable is broken down into a number of substrings, the leftmost (most significant) substring is numbered 0, the next most significant is numbered 1, and so on through to the least significant.

8.1.3.1 VSTK generation in the test USIM and SS

The following steps describe the sequence of operations for the function A8_V (TS 43.020 [44]) to be performed in the test USIM and SS, in order to obtain the VSTK, to be used in the subsequent ME/BSS key derivation steps for VGCS/VBS ciphering.

Step 1:

Expand the 36-bit value **VSTK_RAND** to an intermediate 40-bit value **EXPAND**:

FILLER[bits 0,..7] = "11111111"

EXPAND [bits 0,1, . . .39] = **FILLER**[bits 0,..3] || **VSTK_RAND**[bits 0,1, . . .35]

Expand the 40-bit value **EXPAND** to a 128-bit value **EXP_RAND**:

EXP_RAND[bits 0,1, . . .126,127] = **EXPAND**[bits 0,1, . . .39] || **EXPAND**[bits 0,1, . . .39] || **EXPAND**[bits 0,1, . . .39] || **FILLER**[bits 0,..7]

Step 2:

XOR the expanded 128 bit **EXP_RAND** with a stored **V_Ki** i.e. a 128 bit Voice Group or Broadcast Group Key (128 bit) number taken by the USIM from an internal table indexed by **VK_Id** and **Group_Id**

The result **VSTK** of this is:

VSTK[bits 0,1, . . .126,127]= **V_Ki** [bits 0,1, . . .126,127] XOR **EXP_RAND**[bits 0,1, . . .126,127]

8.2 Default Parameters for the test USIM

K:

Size: 16 Bytes

Default values: Bytes 1 (HEX): 00
 Bytes 2 (HEX): 01
 Bytes 3 (HEX): 02
 Bytes 4 (HEX): 03
 Bytes 5 (HEX): 04
 Bytes 6 (HEX): 05
 Bytes 7 (HEX): 06
 Bytes 8 (HEX): 07
 Bytes 9 (HEX): 08
 Bytes 10 (HEX): 09
 Bytes 11 (HEX): 0A
 Bytes 12 (HEX): 0B
 Bytes 13 (HEX): 0C
 Bytes 14 (HEX): 0D
 Bytes 15 (HEX): 0E

Bytes 16 (HEX): 0F

PIN Disabling:

The PIN enabled / disabled flag will be set to "PIN Disabled". This ensures that when the Test USIM is inserted into a UE the user will not be prompted for PIN entry.

8.3 Default settings for the Elementary Files (EFs)

The format and coding of elementary files of the USIM are defined in 3GPP TS 31.101 [22] and 3GPP TS 31.102 [23]. The following clauses define the default parameters to be programmed into each elementary file. Some files may be updated by the UE based on information received from the SS. These are identified in the following clauses.

If EFs have an unassigned value, it may not be clear from the main text what this value should be. This clause suggests values in these cases.

8.3.1 Contents of the EFs at the MF level

8.3.1.1 EF_{DIR}

8.3.1.2 EF_{ICCID} (ICC Identity)

The programming of this EF is a test house option.

8.3.1.3 EF_{PL} (Preferred Languages)

The programming of this EF follows default parameter written in 3GPP TS 31.102 [23], annex E.

8.3.1.4 EF_{ARR} (Access rule reference)

The programming of this EF is a test house option.

8.3.2 Contents of files at the USIM ADF (Application DF) level

8.3.2.1 EF_{LI} (Language Indication)

The programming of this EF follows default parameter written in 3GPP TS 31.102 [23], annex E.

8.3.2.2 EF_{IMSI} (IMSI)

The IMSI value will be chosen by the test house. The IMSI used by the SS will align this value.

File size: 9 bytes

Default values: Byte 1 (DEC): 8

Bytes 2 to 9 (HEX): 09 10 10 ** ** ** **

49 24 10 ** ** ** ** (for Band VI and Band IX)

"*" indicates any number between 0 and 9 subject to the restriction that IMSI mod 1000 (i.e. bytes 7, 8 and 9) lies in one of the following ranges:

- 063 to 125, 189 to 251, 315 to 377, 441 to 503, 567 to 629, 693 to 755, 819 to 881 or 945 to 999.

NOTE: This ensures that the UE can listen to the second CCCH when more than one basic physical channel is configured for the CCCH. This is necessary for the test of "paging re-organization".

8.3.2.3 EF_{Keys} (Cipherring and Integrity Keys)

The programming of this EF follows default parameter written in 3GPP TS 31.102 [23], annex E.

8.3.2.4 EF_{KeysPS} (Cipherring and Integrity Keys for Packet Switched domain)

The programming of this EF follows default parameter written in 3GPP TS 31.102 [23], annex E.

8.3.2.5 EF_{PLMNwAcT} (User controlled PLMN selector with Access Technology)

File size:	5n bytes		
Default values (HEX):	Bytes 1 to 3:	32 F4 10	(MCC, MNC) - Translates to 234, 01
	Bytes 4 to 5:	C0 B0	(Access Technology) - Translates to UTRAN, E-UTRAN, GSM, cdma2000 HRPD, cdma2000 1xRTT
	Bytes 6 to 8:	32 F4 20	(MCC, MNC)
	Bytes 9 to 10:	C0 B0	(Access Technology)
	Bytes 11 to 13:	32 F4 30	(MCC, MNC)
		
		
		
	Bytes(5n-4) to (5n-2):	32 F4 43	(MCC, MNC)
	Bytes (5n-1) to 5n:	C0 B0	(Access Technology)

PLMNs are shown coded above since this is the largest number required for a test. It is necessary to take this into account since the USIM cards must be dimensioned to cope with this number of records.

8.3.2.6 EF_{HPPLMN} (Higher Priority PLMN search period)

File size:	1 byte
Default value (HEX):	00 (No higher priority PLMN search attempts)

8.3.2.7 EF_{ACMmax} (ACM maximum value)

File size:	3 bytes	
Default:	Byte 1:	00
	Byte 2:	00
	Byte 3:	00

The above translates to: "Not valid".

8.3.2.8 EF_{UST} (USIM Service Table)

Services will be allocated and activated as follows.

Services		Activated	Version
Service n°1 :	Local Phone Book	Option	
Service n°2 :	Fixed Dialling Numbers (FDN)	Option	
Service n°3 :	Extension 2	Option	
Service n°4 :	Service Dialling Numbers (SDN)	Option	
Service n°5 :	Extension3	Option	
Service n°6 :	Barred Dialling Numbers (BDN)	Option	
Service n°7 :	Extension4	Option	
Service n°8 :	Outgoing Call Information (OCI and OCT)	Option	
Service n°9 :	Incoming Call Information (ICI and ICT)	Option	
Service n°10:	Short Message Storage (SMS)	Yes	
Service n°11:	Short Message Status Reports (SMSR)	Option	
Service n°12:	Short Message Service Parameters (SMSP)	Yes	

Services		Activated	Version
Service n°13:	Advice of Charge (AoC)	Yes	
Service n°14:	Capability Configuration Parameters (CCP)	Yes	
Service n°15:	Cell Broadcast Message Identifier	Yes	
Service n°16:	Cell Broadcast Message Identifier Ranges	Yes	
Service n°17:	Group Identifier Level 1	Option	
Service n°18:	Group Identifier Level 2	Option	
Service n°19:	Service Provider Name	Option	
Service n°20:	User controlled PLMN selector with Access Technology	Yes	
Service n°21:	MSISDN	Option	
Service n°22:	Image (IMG)	Option	
Service n°23:	Not used (reserved for SoLSA)	No	
Service n°24:	Enhanced Multi-Level Precedence and Pre-emption Service	Option	
Service n°25:	Automatic Answer for eLMPP	Option	
Service n°26:	RFU	No	
Service n°27:	GSM Access	Yes	
Service n°28:	Data download via SMS-PP	Option	
Service n°29:	Data download via SMS-CB	Option	
Service n°30:	Call Control by USIM	Option	
Service n°31:	MO-SMS Control by USIM	Option	
Service n°32:	RUN AT COMMAND command	Option	
Service n°33:	Packet Switched Domain	Yes	
Service n°34:	Enabled Services Table	Yes	
Service n°35:	APN Control List (ACL)	Option	
Service n°36:	Depersonalization Control Keys	Option	
Service n°37:	Co-operative Network List	Option	
Service n°38:	GSM security context	Yes	
Service n°39:	CPBCCCH Information	Yes	
Service n°40:	Investigation Scan	Yes	
Service n°41:	MExE	Option	
Service n°42:	Operator controlled PLMN selector with Access Technology	Yes	
Service n°43:	HPLMN selector with Access Technology	Yes	
Service n°44:	Extension 5	Option	
Service n°45:	PLMN Network Name	Option	
Service n°46:	Operator PLMN List	Option	
Service n°47:	Mailbox Dialling Numbers	Option	
Service n°48:	Message Waiting Indication Status	Option	
Service n°49:	Call Forwarding Indication Status	Option	
Service n°50:	Reserved and shall be ignored	Option	
Service n°51:	Service Provider Display Information	Option	
Service n°52:	Multimedia Messaging Service (MMS)	Option	
Service n°53:	Extension 8	Option	
Service n°54:	Call control on GPRS by USIM	Option	
Service n°55:	MMS User Connectivity Parameters	Option	
Service n°56:	Network's indication of alerting in the MS (NIA)	Option	
Service n°57:	VGCS Group Identifier List (EF _{VGCS} and EF _{VGCSs})	YES	
Service n°58:	VBS Group Identifier List (EF _{VBS} and EF _{VBSs})	YES	
Service n°59:	Pseudonym	Option	REL-6 and later
Service n°60:	User Controlled PLMN selector for WLAN access	Option	REL-6 and later
Service n°61:	Operator Controlled PLMN selector for WLAN access	Option	REL-6 and later
Service n°62:	User controlled WSID list	Option	REL-6 and later
Service n°63:	Operator controlled WSID list	Option	REL-6 and later
Service n°64:	VGCS security	YES	REL-6 and later
Service n°65:	VBS security	YES	REL-6 and later
Service n°66:	WLAN Reauthentication Identity	Option	REL-6 and later
Service n°67:	Multimedia Messages Storage	Option	REL-6 and later
Service n°68:	Generic Bootstrapping Architecture (GBA)	Option	REL-6 and later
Service n°69:	MBMS security	Option	REL-6 and later
Service n°70:	Data download via USSD and USSD application mode	Option	REL-6 and later
Service n°71:	Equivalent HPLMN	Option	REL-6 and later
Service n°72:	Additional TERMINAL PROFILE after UICC activation	Option	REL-6 and later
Service n°73:	Equivalent HPLMN Presentation Indication	Option	REL-6 and later
Service n°74:	Last RPLMN Selection Indication	Yes	REL-7 and later
Service n°75:	OMA BCAST Smart Card Profile	No	REL-7 and later

Services		Activated	Version
Service n°76	GBA-based Local Key Establishment Mechanism	Option	REL-7 and later
Service n°77	Terminal Applications	No	REL-7 and later
Service n°78	Service Provider Name Icon	Option	REL-8 and later
Service n°79	PLMN Network Name Icon	Option	REL-8 and later
Service n°80	Connectivity Parameters for USIM IP connections	Option	REL-8 and later
Service n°81	Home I-WLAN Specific Identifier List	No	REL-8 and later
Service n°82	I-WLAN Equivalent HPLMN Presentation Indication	No	REL-8 and later
Service n°83	I-WLAN HPLMN Priority Indication	No	REL-8 and later
Service n°84	I-WLAN Last Registered PLMN	No	REL-8 and later
Service n°85	EPS Mobility Management Information	Option	REL-8 and later
Service n°86	Allowed CSG Lists and corresponding indications	Option	REL-8 and later
Service n°87	Call control on EPS PDN connection by USIM	No	REL-8 and later
Service n°88	HPLMN Direct Access	Option	REL-8 and later
Service n°89	eCall Data	Option	REL-8 and later
Service n°90	Operator CSG Lists and corresponding indications	Option	REL-9 and later
Service n°92	Support of CSG Display Control	Option	REL-9 and later

8.3.2.9 EF_{ACM} (Accumulated Call Meter)

File size: 3 bytes

Default: Byte 1: 00
 Byte 2: 00
 Byte 3: 00

The above translates to: "Not yet implemented".

8.3.2.10 EF_{GID1} (Group Identifier Level 1)

The programming of this EF is a test house option.

8.3.2.11 EF_{GID2} (Group Identifier Level 2)

The programming of this EF is a test house option.

8.3.2.12 EF_{SPN} (Service Provider Name)

The programming of this EF is a test house option.

8.3.2.13 EF_{PUCT} (Price per Unit and Currency Table)

The programming of this EF follows default parameter written in 3GPP TS 31.102 [23], annex E.

8.3.2.14 EF_{CBMI} (Cell Broadcast Message identifier selection)

The programming of this EF is a test house option.

The file size is 2n bytes, where n is the number of Cell broadcast message identifier records - each record defining a type of Cell Broadcast message which may be accessed by the UE. Care should be taken when dimensioning the USIM to take into account the number of Cell Broadcast message identifier records required.

8.3.2.15 EF_{ACC} (Access Control Class)

The EFACC type A is the default type.

Type A;

File size: 2 Bytes

Default values (BIN): Byte 1: 000000**

Byte 2: *****

The test house may set any single bit shown by "*" to "1". All remaining bits of byte 2 will be set to "0". This determines the access control class of the USIM.

Type B;

Default values (BIN): Byte 1: 111110**

Byte 2: *****

The test house may set any single bit shown by "*" to "1". All remaining bits of byte 2 will be set to "0". This determines the access control class of the USIM.

Type C;

File size: 2 Bytes

Default values (BIN): Byte 1: 100010**

Byte 2: *****

The test house may set any single bit shown by "*" to "1". This determines the access control class of the USIM.

Type D;

Default values (BIN): Byte 1: 011100**

Byte 2: *****

The test house may set any single bit shown by "*" to "1". This determines the access control class of the USIM.

8.3.2.16 EF_{FPLMN} (Forbidden PLMNs)

The programming of this EF follows default parameter written in 3GPP TS 31.102 [23], annex E.

8.3.2.17 EF_{LOCi} (Location Information)

File size: 11 Bytes

Default values: Bytes 1 to 4 (HEX): FF FF FF FF (TMSI)

Bytes 5 to 9 (HEX): 42 F6 18 FF FE (LAI)

Byte 10 (HEX): FF (RFU)

Byte 11 (BIN): 00000001 (Location Update Status = "not updated")

Bytes 5 to 9: LAI-MCC = 246 (bytes 5 to 6) and LAI-MNC = 81 (byte 7) are frequently used. The LAC (bytes 8 to 9) is set to "FF FE" since this, in conjunction with byte 11 setting of "01", is used to ensure that the UE performs a location update at the beginning of a test.

Bytes in this file (e.g. TMSI in bytes 1 to 4) may be updated as a result of a location update attempt by the UE.

8.3.2.18 EF_{AD} (Administrative Data)

File size: 4 bytes

Default values Byte 1: 10000000 - (type approval operations)

Byte 2: 00000000

Byte 3: 00000000

Byte 4: 00000010

8.3.2.19 Void

8.3.2.20 EF_{CBMID} (Cell Broadcast Message Identifier for Data Download)

The programming of this EF follows default parameter written in 3GPP TS 31.102 [23], annex E.

8.3.2.21 EF_{ECC} (Emergency Call Codes)

The programming of this EF is a test house option.

8.3.2.22 EF_{CBMIR} (Cell Broadcast Message Identifier Range selection)

The programming of this EF follows default parameter written in 3GPP TS 31.102 [23], annex E.

8.3.2.23 EF_{PSLOCI} (Packet Switched location information)

File size: 14 Bytes

Default values: Bytes 1 to 4 (HEX): FF FF FF FF (P-TMSI)

Bytes 5 to 7 (HEX): FF FF FF (P-TMSI signature value)

Bytes 8 to 13 (HEX): 42 F6 18 FF FE FF (RAI)

Byte 14 (BIN): 00000001 (Routing Area update status = "not updated")

Bytes 8 to 13: RAI-MCC = 246 (bytes 8 to 9) and RAI-MNC = 81 (byte 10) are frequently used. The LAC (bytes 11 to 12) is set to "FF FE" since this, in conjunction with byte 14 setting of "01", is used to ensure that the UE performs a location update at the beginning of a test.

Bytes in this file (e.g. P-TMSI in bytes 1 to 4) may be updated as a result of a location update attempt by the UE.

8.3.2.24 EF_{FDN} (Fixed Dialling Numbers)

The programming of this EF follows default parameter written in 3GPP TS 31.102 [23], annex E.

8.3.2.25 EF_{SMS} (Short messages)

The programming of this EF follows default parameter written in 3GPP TS 31.102 [23], annex E.

8.3.2.26 EF_{MSISDN} (MSISDN)

The programming of this EF follows default parameter written in 3GPP TS 31.102 [23], annex E.

8.3.2.27 EF_{SMSP} (Short message service parameters)

The programming of this EF follows default parameter written in 3GPP TS 31.102 [23], annex E.

8.3.2.28 EF_{SMSS} (SMS status)

The programming of this EF follows default parameter written in 3GPP TS 31.102 [23], annex E.

8.3.2.29 EF_{SDN} (Service Dialling Numbers)

The programming of this EF follows default parameter written in 3GPP TS 31.102 [23], annex E.

8.3.2.30 EF_{EXT2} (Extension2)

The programming of this EF follows default parameter written in 3GPP TS 31.102 [23], annex E.

8.3.2.31 EF_{EXT3} (Extension3)

The programming of this EF follows default parameter written in 3GPP TS 31.102 [23], annex E.

8.3.2.32 EF_{SMSR} (Short message status reports)

The programming of this EF follows default parameter written in 3GPP TS 31.102 [23], annex E.

8.3.2.33 EF_{ICI} (Incoming Call Information)

The programming of this EF follows default parameter written in 3GPP TS 31.102 [23], annex E.

8.3.2.34 EF_{OCl} (Outgoing Call Information)

The programming of this EF follows default parameter written in 3GPP TS 31.102 [23], annex E.

8.3.2.35 EF_{ICT} (Incoming Call Timer)

The programming of this EF follows default parameter written in 3GPP TS 31.102 [23], annex E.

8.3.2.36 EF_{OCT} (Outgoing Call Timer)

The programming of this EF follows default parameter written in 3GPP TS 31.102 [23], annex E.

8.3.2.37 EF_{EXT5} (Extension5)

The programming of this EF follows default parameter written in 3GPP TS 31.102 [23], annex E.

8.3.2.38 EF_{CCP2} (Capability Configuration Parameters 2)

The programming of this EF follows default parameter written in 3GPP TS 31.102 [23], annex E.

8.3.2.39 EF_{eMLPP} (enhanced Multi Level Precedence and Pre-emption)

The programming of this EF is a test house option.

8.3.2.40 EF_{AAeM} (Automatic Answer for eMLPP Service)

The programming of this EF follows default parameter written in 3GPP TS 31.102 [23], annex E.

8.3.2.41 Void

8.3.2.42 EF_{Hiddenkey} (Key for hidden phone book entries)

The programming of this EF follows default parameter written in 3GPP TS 31.102 [23], annex E.

8.3.2.43 Void

8.3.2.44 EF_{BDN} (Barred dialling numbers)

The programming of this EF follows default parameter written in 3GPP TS 31.102 [23], annex E.

8.3.2.45 EF_{EXT4} (Extension 4)

The programming of this EF follows default parameter written in 3GPP TS 31.102 [23], annex E.

8.3.2.46 EF_{CMI} (Comparison method information)

The programming of this EF follows default parameter written in 3GPP TS 31.102 [23], annex E.

8.3.2.47 EF_{EST} (Enabled service table)

The programming of this EF is a test house option.

8.3.2.48 EF_{ACL} (Access point name control list)

The programming of this EF follows default parameter written in 3GPP TS 31.102 [23], annex E.

8.3.2.49 EF_{DCK} (Depersonalization control keys)

The programming of this EF follows default parameter written in 3GPP TS 31.102 [23], annex E.

8.3.2.50 EF_{CNL} (Co-operative network list)

The programming of this EF follows default parameter written in 3GPP TS 31.102 [23], annex E.

8.3.2.51 EF_{START-HFN} (Initialisation values for Hyperframe number)

The programming of this EF follows default parameter written in 3GPP TS 31.102 [23], annex E.

8.3.2.52 EF_{THRESHOLD} (Maximum value of START)

The programming of this EF is a test house option.

8.3.2.53 EF_{OPLMNwACT} (Operator controlled PLMN selector with Access Technology)

The programming of this EF follows default parameter written in 3GPP TS 31.102 [23], annex E.

8.3.2.54 EF_{HPLMNwACT} (HPLMN selector with Access Technology)

File size: 5n (n ≥ 1) Bytes

Default values: Bytes 1 to 3 (HEX): 00 F1 10 (MCC/MNC of Test UICC's Home PLMN)

Bytes 4 to 5 (HEX): C0 B0 (all Access Technologies)

Bytes 6 to 5n (HEX): FF FF FF 00 00
FF FF FF 00 00

...
FF FF FF 00 00

Bytes 1 to 3: 1st HPLMN entry with HPLMN-MCC = 001 (bytes 1 to 2) and HPLMN-MNC = 01 (byte 3) which are frequently used in multimode and equal the EF IMSI's default MCC/MNC information.

Bytes 4 to 5: All Access Technologies selected for 1st HPLMN entry.

Bytes 6 to 5n: 2nd and more HPLMN entries are empty as per default EF parameters given in 3GPP TS 31.102 [23], annex E.

8.3.2.55 EF_{ARR} (Access rule reference)

The programming of this EF is a test house option.

8.3.2.56 Void

8.3.2.57 EF_{NETPAR} (Network Parameters)

The programming of this EF follows default parameter written in 3GPP TS 31.102 [23], annex E.

8.3.2.58 EF_{PNN} (PLMN Network Name)

The programming of this EF follows default parameter written in 3GPP TS 31.102 [23], annex E.

8.3.2.59 EF_{OPL} (Operator PLMN List)

The programming of this EF follows default parameter written in 3GPP TS 31.102 [23], annex E.

8.3.2.60 EF_{MBDN} (Mailbox Dialling Numbers)

The programming of this EF follows default parameter written in 3GPP TS 31.102 [23], annex E.

8.3.2.61 EF_{EXT6} (Extension6)

The programming of this EF follows default parameter written in 3GPP TS 31.102 [23], annex E.

8.3.2.62 EF_{MBI} (Mailbox Identifier)

The programming of this EF follows default parameter written in 3GPP TS 31.102 [23], annex E.

8.3.2.63 EF_{MWIS} (Message Waiting Indication Status)

The programming of this EF follows default parameter written in 3GPP TS 31.102 [23], annex E.

8.3.2.64 EF_{CFIS} (Call Forwarding Indication Status)

The programming of this EF follows default parameter written in 3GPP TS 31.102 [23], annex E.

8.3.2.65 EF_{EXT7} (Extension7)

The programming of this EF follows default parameter written in 3GPP TS 31.102 [23], annex E.

8.3.2.66 EF_{SPDI} (Service Provider Display Information)

The programming of this EF follows default parameter written in 3GPP TS 31.102 [23], annex E.

8.3.2.67 EF_{MMSN} (MMS Notification)

The programming of this EF follows default parameter written in 3GPP TS 31.102 [23], annex E.

8.3.2.68 EF_{EXT8} (Extension 8)

The programming of this EF follows default parameter written in 3GPP TS 31.102 [23], annex E.

8.3.2.69 EF_{MMSICP} (MMS Issuer Connectivity Parameters)

The programming of this EF follows default parameter written in 3GPP TS 31.102 [23], annex E.

8.3.2.70 EF_{MMSUP} (MMS User Preferences)

The programming of this EF follows default parameter written in 3GPP TS 31.102 [23], annex E.

8.3.2.71 EF_{MMSUCP} (MMS User Connectivity Parameters)

The programming of this EF follows default parameter written in 3GPP TS 31.102 [23], annex E.

8.3.2.72 EF_{NIA} (Network's Indication of Alerting)

The programming of this EF follows default parameter written in 3GPP TS 31.102 [23], annex E.

If service n°57 is "available", this file shall be present.

This EF contains a list of those VGCS group identifiers the user has subscribed to. The elementary file is used by the ME for group call establishment and group call reception.

File size: Bytes 200

Default values:

Bytes	Group ID	Value	BCD encoding in the USIM
1-4	1	12	21 FF FF FF
5-8	2	123	21 F3 FF FF
9-12	3	1234	21 43 FF FF
13-16	4	12348	21 43 F8 FF
17-20	5	123491	21 43 19 FF
21-24	6	1235029	21 53 20 F9
25-28	7	12351	21 53 F1 FF
29-32	8	12352	21 53 F2 FF
33-36	9	12353	21 53 F3 FF
37-40	10	12354	21 53 F4 FF

Bytes	Group ID	Value	BCD encoding in the USIM
41-44	11	12355	21 53 F5 FF
45-48	12	12356	21 53 F6 FF
49-52	13	12357	21 53 F7 FF
53-56	14	12358	21 53 F8 FF
57-60	15	12359	21 53 F9 FF
61-64	16	20000	02 00 F0 FF
65-68	17	20001	02 00 F1 FF
69-72	18	20002	02 00 F2 FF
73-76	19	20003	02 00 F3 FF
77-80	20	20004	02 00 F4 FF
81-84	21	20005	02 00 F5 FF
85-88	22	20006	02 00 F6 FF
89-92	23	20007	02 00 F7 FF
93-96	24	20008	02 00 F8 FF
97-100	25	20009	02 00 F9 FF
101-104	26	20010	02 10 F0 FF
105-108	27	66660	66 66 F0 FF
109-112	28	66661	66 66 F1 FF
113-116	29	66662	66 66 F2 FF
117-120	30	666638	66 66 83 FF
121-124	31	66664	66 66 F4 FF
125-128	32	66665	66 66 F5 FF
129-132	33	66666	66 66 F6 FF
133-136	34	66667	66 66 F7 FF
137-140	35	66668	66 66 F8 FF
141-144	36	66669	66 66 F9 FF
145-148	37	66670	66 76 F0 FF
149-152	38	80120	08 21 F0 FF
153-156	39	80121	08 21 F1 FF
157-160	40	80122	08 21 F2 FF
161-164	41	80123	08 21 F3 FF
165-168	42	80124	08 21 F4 FF
169-172	43	80125	08 21 F5 FF
173-176	44	80126	08 21 F6 FF
177-180	45	80127	08 21 F7 FF
181-184	46	80128	08 21 F8 FF
185-188	47	80129	08 21 F9 FF
189-192	48	80130	08 31 F0 FF
193-196	49	99999	99 99 F9 FF
197-200	50	1111119	11 11 11 F9

For Group Id = 1 V_Ki with VK_Id = 0:

Size: 16 Bytes

Default values:

- Bytes 1 (HEX): 00
- Bytes 2 (HEX): 01
- Bytes 3 (HEX): 02
- Bytes 4 (HEX): 03
- Bytes 5 (HEX): 04
- Bytes 6 (HEX): 05
- Bytes 7 (HEX): 06
- Bytes 8 (HEX): 07
- Bytes 9 (HEX): 08
- Bytes 10 (HEX): 09
- Bytes 11 (HEX): 0A

Bytes 12 (HEX): 0B
 Bytes 13 (HEX): 0C
 Bytes 14 (HEX): 0D
 Bytes 15 (HEX): 0E
 Bytes 16 (HEX): 0F

Group Id= 1: V_Ki with VK_Id = 1:

Size: 16 Bytes

Default values: Bytes 1 (HEX): 01
 Bytes 2 (HEX): 02
 Bytes 3 (HEX): 03
 Bytes 4 (HEX): 04
 Bytes 5 (HEX): 05
 Bytes 6 (HEX): 06
 Bytes 7 (HEX): 07
 Bytes 8 (HEX): 08
 Bytes 9 (HEX): 09
 Bytes 10 (HEX): 0A
 Bytes 11 (HEX): 0B
 Bytes 12 (HEX): 0C
 Bytes 13 (HEX): 0D
 Bytes 14 (HEX): 0E
 Bytes 15 (HEX): 0F
 Bytes 16 (HEX): 00

8.3.2.74 EF_{VGCS} (Voice Group Call Service Status)

If service n°57 is "available", this file shall be present.

This EF contains the status of activation for the VGCS group identifiers. The elementary file is directly related to the EF_{VGCS}. This EF shall always be allocated if EF_{VGCS} is allocated. The following list of group ID are activated: 1, 4, 20, 30, 50.

File size: 7 Bytes

Default value(HEX) : Bytes 1-7: '09 00 08 20 00 00 FE'

8.3.2.75 EF_{VBS} (Voice Broadcast Service)

If service n°58 is "available", this file shall be present.

This EF contains a list of those VBS group identifiers the user has subscribed to. The elementary file is used by the ME for broadcast call establishment and broadcast call reception.

File size: Bytes 200

Default values:

Bytes	Group ID	Value	BCD encoding in the USIM
1-4	1	12	21 FF FF FF
5-8	2	123	21 F3 FF FF
9-12	3	1234	21 43 FF FF
13-16	4	12348	21 43 F8 FF

Bytes	Group ID	Value	BCD encoding in the USIM
17-20	5	123491	21 43 19 FF
21-24	6	1235029	21 53 20 F9
25-28	7	12351	21 53 F1 FF
29-32	8	12352	21 53 F2 FF
33-36	9	12353	21 53 F3 FF
37-40	10	12354	21 53 F4 FF
41-44	11	12355	21 53 F5 FF
45-48	12	12356	21 53 F6 FF
49-52	13	12357	21 53 F7 FF
53-56	14	12358	21 53 F8 FF
57-60	15	12359	21 53 F9 FF
61-64	16	20000	02 00 F0 FF
65-68	17	20001	02 00 F1 FF
69-72	18	20002	02 00 F2 FF
73-76	19	20003	02 00 F3 FF
77-80	20	20004	02 00 F4 FF
81-84	21	20005	02 00 F5 FF
85-88	22	20006	02 00 F6 FF
89-92	23	20007	02 00 F7 FF
93-96	24	20008	02 00 F8 FF
97-100	25	20009	02 00 F9 FF
101-104	26	20010	02 10 F0 FF
105-108	27	66660	66 66 F0 FF
109-112	28	66661	66 66 F1 FF
113-116	29	66662	66 66 F2 FF
117-120	30	666638	66 66 83 FF
121-124	31	66664	66 66 F4 FF
125-128	32	66665	66 66 F5 FF
129-132	33	66666	66 66 F6 FF
133-136	34	66667	66 66 F7 FF
137-140	35	66668	66 66 F8 FF
141-144	36	66669	66 66 F9 FF
145-148	37	66670	66 76 F0 FF
149-152	38	80120	08 21 F0 FF
153-156	39	80121	08 21 F1 FF
157-160	40	80122	08 21 F2 FF
161-164	41	80123	08 21 F3 FF
165-168	42	80124	08 21 F4 FF
169-172	43	80125	08 21 F5 FF
173-176	44	80126	08 21 F6 FF
177-180	45	80127	08 21 F7 FF
181-184	46	80128	08 21 F8 FF
185-188	47	80129	08 21 F9 FF
189-192	48	80130	08 31 F0 FF
193-196	49	99999	99 99 F9 FF
197-200	50	1111119	11 11 11 F9

8.3.2.76 EF_{VBS} (Voice Broadcast Service Status)

If service n°58 is "available", this file shall be present.

This EF contains the status of activation for the VBS group identifiers. The elementary file is directly related to the EF_{VBS}. This EF shall always be allocated if EF_{VBS} is allocated.

The following list of group ID are activated: 1, 4, 20, 30, 50.

File size: 7 Bytes

Default values (HEX): Bytes 1-7: '09 00 08 20 00 00 FE'

For Group ID= 1 V_Ki with VK_Id = 0:

Size: 16 Bytes

Default values:

- Bytes 1 (HEX): 0F
- Bytes 2 (HEX): 0E
- Bytes 3 (HEX): 0D
- Bytes 4 (HEX): 0C
- Bytes 5 (HEX): 0B
- Bytes 6 (HEX): 0A
- Bytes 7 (HEX): 09
- Bytes 8 (HEX): 08
- Bytes 9 (HEX): 07
- Bytes 10 (HEX): 06
- Bytes 11 (HEX): 05
- Bytes 12 (HEX): 04
- Bytes 13 (HEX): 03
- Bytes 14 (HEX): 02
- Bytes 15 (HEX): 01
- Bytes 16 (HEX): 00

For Group Id=1 V_Ki with VK_Id = 1:

Size: 16 Bytes

Default values:

- Bytes 1 (HEX): 00
- Bytes 2 (HEX): 0F
- Bytes 3 (HEX): 0E
- Bytes 4 (HEX): 0D
- Bytes 5 (HEX): 0C
- Bytes 6 (HEX): 0B
- Bytes 7 (HEX): 0A
- Bytes 8 (HEX): 09
- Bytes 9 (HEX): 08
- Bytes 10 (HEX): 07
- Bytes 11 (HEX): 06
- Bytes 12 (HEX): 05
- Bytes 13 (HEX): 04
- Bytes 14 (HEX): 03
- Bytes 15 (HEX): 02
- Bytes 16 (HEX): 01

8.3.2.77 EF_{VGCSA} (Voice Group Call Service Ciphering Algorithm)

If service n°64 is "available", this file shall be present.

This EF contains the ciphering algorithm identifiers for each of the Master Group Key (V_Ki) of each VGCS group that the user has subscribed to (defined in EF_{VGCS}).

File size: 2 Bytes

Default value: Byte 1 = '01' (i.e. A5/1) and Byte 2 = '03' (i.e. A5/3)

8.3.2.78 EF_{VBS}CA (Voice Broadcast Service Ciphering Algorithm)

If service n°65 is "available", this file shall be present.

This EF contains the ciphering algorithm identifiers for each of the Master Group Key (V_Ki) of each VBS group that the user has subscribed to (defined in EF_{VBS}).

File size: 2 Bytes

Default value: Byte 1 = '01' (i.e. A5/1) and Byte 2 = '03' (i.e. A5/3)

8.3.2.79 EF_{GBABP} (GBA Bootstrapping parameters)

The programming of this EF follows default parameter written in 3GPP TS 31.102 [23], annex E.

8.3.2.80 EF_{MSK} (MBMS Service Keys List)

The programming of this EF follows default parameter written in 3GPP TS 31.102 [23], annex E.

8.3.2.81 EF_{MUK} (MBMS User Key)

The programming of this EF follows default parameter written in 3GPP TS 31.102 [23], annex E.

8.3.2.82 Void

8.3.2.83 EF_{GBANL} (GBA NAF List)

The programming of this EF follows default parameter written in 3GPP TS 31.102 [23], annex E.

8.3.2.84 EF_{EHPLMN} (Equivalent HPLMN)

The programming of this EF follows default parameter written in 3GPP TS 31.102 [23], annex E.

8.3.2.85 EF_{EHPLMNPI} (Equivalent HPLMN Presentation Indication)

The programming of this EF follows default parameter written in 3GPP TS 31.102 [23], annex E.

8.3.2.86 EF_{LRPLMNSI} (Last RPLMN Selection Indication)

The programming of this EF follows default parameter written in 3GPP TS 31.102 [23], annex E.

8.3.2.87 EF_{NAFKCA} (NAF Key Centre Address)

The programming of this EF follows default parameter written in 3GPP TS 31.102 [23], annex E.

8.3.2.88 EF_{SPNI} (Service Provider Name Icon)

The programming of this EF follows default parameter written in 3GPP TS 31.102 [23], annex E.

8.3.2.89 EF_{PNNI} (PLMN Network Name Icon)

The programming of this EF follows default parameter written in 3GPP TS 31.102 [23], annex E.

8.3.2.90 EF_{NCP-IP} (Network Connectivity Parameters for USIM IP connections)

The programming of this EF follows default parameter written in 3GPP TS 31.102 [23], annex E.

8.3.2.91 EF_{EPSLOCi} (EPS location information)

The programming of this EF is a test house option.

8.3.2.92 EF_{EPSNSC} (EPS NAS Security Context)

The programming of this EF is a test house option.

8.3.3 Contents of DFs at the USIM ADF (Application DF) level

8.3.3.1 Contents of files at the USIM SoLSA level

8.3.3.1.1 EF_{SAI} (SoLSA Access Indicator)

The programming of this EF follows default parameter written in 3GPP TS 31.102 [23], annex E.

8.3.3.1.2 EF_{SLL} (SoLSA LSA List)

The programming of this EF follows default parameter written in 3GPP TS 31.102 [23], annex E.

8.3.3.1.3 LSA Descriptor files

The programming of this EF follows default parameter written in 3GPP TS 31.102 [23], annex E.

8.3.3.1.4 Contents of files at the MExE level

8.3.3.1.4.1 EF_{MExE-ST} (MExE Service table)

The programming of this EF follows default parameter written in 3GPP TS 31.102 [23], annex E.

8.3.3.1.4.2 EF_{ORPK} (Operator Root Public Key)

The programming of this EF follows default parameter written in 3GPP TS 31.102 [23], annex E.

8.3.3.1.4.3 EF_{ARPK} (Administrator Root Public Key)

The programming of this EF follows default parameter written in 3GPP TS 31.102 [23], annex E.

8.3.3.1.4.4 EF_{TPRPK} (Third Party Root Public Key)

The programming of this EF follows default parameter written in 3GPP TS 31.102 [23], annex E.

8.3.3.1.4.5 EF_{TKCDF} (Trusted Key/Certificates Data Files)

The programming of this EF follows default parameter written in 3GPP TS 31.102 [23], annex E.

8.3.3.2 Contents of files at the DF PHONEBOOK level

8.3.3.2.1 EF_{PBR} (Phone Book Reference file)

The programming of this EF is a test house option.

8.3.3.2.2 EF_{IAP} (Index Administration Phone book)

The programming of this EF follows default parameter written in 3GPP TS 31.102 [23], annex E.

8.3.3.2.3 EF_{ADN} (Abbreviated dialling numbers)

The programming of this EF follows default parameter written in 3GPP TS 31.102 [23], annex E.

8.3.3.2.4 EF_{EXT1} (Extension1)

The programming of this EF follows default parameter written in 3GPP TS 31.102 [23], annex E.

8.3.3.2.5 EF_{PBC} (Phone Book Control)

The programming of this EF follows default parameter written in 3GPP TS 31.102 [23], annex E.

8.3.3.2.6 EF_{GRP} (Grouping file)

The programming of this EF follows default parameter written in 3GPP TS 31.102 [23], annex E.

8.3.3.2.7 EF_{AAS} (Additional number Alpha String)

The programming of this EF follows default parameter written in 3GPP TS 31.102 [23], annex E.

8.3.3.2.8 EF_{GAS} (Grouping information Alpha String)

The programming of this EF follows default parameter written in 3GPP TS 31.102 [23], annex E.

8.3.3.2.9 EF_{ANR} (Additional Number)

The programming of this EF follows default parameter written in 3GPP TS 31.102 [23], annex E.

8.3.3.2.10 EF_{SNE} (Second Name Entry)

The programming of this EF follows default parameter written in 3GPP TS 31.102 [23], annex E.

8.3.3.2.11 EF_{CCP1} (Capability Configuration Parameters 1)

The programming of this EF follows default parameter written in 3GPP TS 31.102 [23], annex E.

8.3.3.2.12 Phone Book Synchronization

8.3.3.2.12.1 EF_{UID} (Unique Identifier)

The programming of this EF follows default parameter written in 3GPP TS 31.102 [23], annex E.

8.3.3.2.12.2 EF_{PSC} (Phone book Synchronization Counter)

The programming of this EF follows default parameter written in 3GPP TS 31.102 [23], annex E.

8.3.3.2.12.3 EF_{CC} (Change Counter)

The programming of this EF follows default parameter written in 3GPP TS 31.102 [23], annex E.

8.3.3.2.12.4 EF_{PUID} (Previous Unique Identifier)

The programming of this EF follows default parameter written in 3GPP TS 31.102 [23], annex E.

8.3.3.2.13 EF_{EMAIL} (e-mail address)

The programming of this EF follows default parameter written in 3GPP TS 31.102 [23], annex E.

8.3.3.3 Contents of files at the DF GSM-ACCESS level (Files required for GSM Access)

8.3.3.3.1 EF_{Kc} (GSM Cipherring key Kc)

File size: 9 Bytes

Default values (HEX): Bytes 1 to 8: Align with Kc used by SS

Byte 9: 07

Byte 9 is set to 07 to indicate that there is no key available at the start of a test.

The bytes within this elementary file may be updated by the UE as a result of a successful authentication attempt.

8.3.3.3.2 EF_{KcGPRS} (GPRS Cipherring key KcGPRS)

The programming of this EF follows default parameter written in 3GPP TS 31.102 [23], annex E.

8.3.3.3.3 Void

8.3.3.3.4 EF_{CPBCCH} (CPBCCH Information)

The programming of this EF follows default parameter written in 3GPP TS 31.102 [23], annex E.

8.3.3.3.5 EF_{InvScan} (Investigation Scan)

The programming of this EF follows default parameter.

8.3.3.4 Contents of files at the DF HNB level

8.3.3.4.1 EF_{ACSGL} (Allowed CSG Lists)

The programming of this EF is a test house option.

8.3.3.4.2 EF_{CSGT} (CSG Type)

The programming of this EF is a test house option.

8.3.3.4.3 EF_{HNBName} (Home NodeB Name)

The programming of this EF is a test house option.

8.3.3.4.4 EF_{OCSGL} (Operator CSG Lists)

The programming of this EF is a test house option.

8.3.3.4.5 EF_{OCSGT} (Operator CSG Type)

The programming of this EF is a test house option.

8.3.3.4.6 EF_{OHNBName} (Operator Home NodeB Name)

The programming of this EF is a test house option.

8.3.4 Contents of EFs at the TELECOM level

8.3.4.1 EF_{ADN} (Abbreviated dialling numbers)

The programming of this EF is a test house option. It should be noted that sufficient space should be provided on the USIM card for 101 records.

8.3.4.2 EF_{EXT1} (Extension1)

The programming of this EF follows default parameter written in 3GPP TS 31.102 [23], annex E.

8.3.4.3 EF_{ECCP} (Extended Capability Configuration Parameter)

The programming of this EF is a test house option.

8.3.4.4 EF_{SUME} (SetUpMenu Elements)

The programming of this EF is a test house option.

8.3.4.5 EF_{ARR} (Access rule reference)

The programming of this EF follows default parameter written in 3GPP TS 31.102 [23], annex E.

8.3.5 Contents of DFs at the TELECOM level

8.3.5.1 Contents of files at the DF_{GRAPHICS} level

8.3.5.1.1 EF_{IMG} (Image)

The programming of this EF follows default parameter written in 3GPP TS 31.102 [23], annex E.

8.3.5.1.2 Image Instance Data Files

The programming of this EF follows default parameter written in 3GPP TS 31.102 [23], annex E.

8.3.5.2 Contents of files at the DF_{PHONEBOOK} under the DF_{TELECOM}

The programming of this EF is a test house option.

9 Default Message Contents

9.1 Default Message Contents for Signalling

9.1.1 Default RRC Message Contents (FDD)

This clause contains the default values of common messages, which unless indicated otherwise in specific clauses of 3GPP TS 34.123-1 [1], shall be transmitted and checked by the system simulator.

In this clause, decimal values are normally used. However, sometimes a hexadecimal value, indicated by an "H", or a binary value, indicated by a "B" is used.

The necessary L3 messages are listed in alphabetic order, with the exception of the SYSTEM INFORMATION messages, where it is the information elements which are listed in alphabetic order (this is because some information elements occur in several SYSTEM INFORMATION types).

Default SYSTEM INFORMATION:

NOTE: SYSTEM INFORMATION BLOCK TYPE 1 (except for PLMN type "GSM-MAP"), SYSTEM INFORMATION BLOCK TYPE 8, SYSTEM INFORMATION BLOCK TYPE 9, SYSTEM INFORMATION BLOCK TYPE 10, SYSTEM INFORMATION BLOCK TYPE 14, SYSTEM INFORMATION BLOCK TYPE 15 and SYSTEM INFORMATION BLOCK TYPE 16 messages are not used.

Contents of ACTIVE SET UPDATE message: AM

Information Element	Value/remark	Version
Message Type		
RRC transaction identifier	Arbitrarily selects one integer between 0 to 3	
Integrity check info		
- message authentication code	SS calculates the value of MAC-I for this message and writes to this IE. The first/ leftmost bit of the bit string contains the most significant bit of the MAC-I.	
- RRC message sequence number	SS provides the value of this IE, from its internal counter.	
Activation time	Now	
New U-RNTI	Not Present	
New H-RNTI	Not Present	Rel-6
New Primary E-RNTI	Not Present	Rel-6
New Secondary E-RNTI	Not Present	Rel-6
CN information info	Not Present	
DTX-DRX timing information	Not Present	Rel-7
DTX-DRX Information	Not Present	Rel-7
HS-SCCH less Information	Not Present	Rel-7
MIMO parameters	Not Present	Rel-7
Maximum allowed UL TX power	Not Present - use default value	
Uplink secondary cell info FDD	Not Present	Rel-9
E-DCH reconfiguration information on secondary UL frequency	Not Present	Rel-9
Radio link addition information	Not Present	
Radio link addition information on secondary UL frequency	Not Present	Rel-9
Serving Cell Change Parameters	Not present	Rel-8
Radio link removal information	Not Present	
Radio link removal information on secondary UL frequency	Not present	Rel-9
TX Diversity Mode	None	
SSDT information	Not Present	R99 and Rel-4 only
DPC Mode	[FFS]	Rel-5
Serving HS-DSCH cell information	Not Present	Rel-6
E-DCH reconfiguration information	Not Present	Rel-6
UL 16QAM configuration	Not Present	Rel-7
E-DCH reconfiguration information same serving cell	Not Present	Rel-7

Information Element	Value/remark	Version
E-TFC Boost Info	Not Present	Rel-7
E-DPDCH power interpolation	Not Present	Rel-7
Downlink secondary cell info FDD	Not present	Rel-8
Additional downlink secondary cell info list FDD	Not present	Rel-10

Contents of ACTIVE SET UPDATE COMPLETE message: AM

Information Element	Value/remark
Message Type	
RRC transaction identifier	Checked to see if it matches the same value used in the corresponding downlink ACTIVE SET UPDATE message
Integrity check info	
- Message authentication code	This IE is checked to see if it is present. The value is compared against the XMAC-I value computed by SS. The first/ leftmost bit of the bit string contains the most significant bit of the MAC-I.
- RRC Message sequence number	This IE is checked to see if it is present. The value is used by SS to compute the XMAC-I value.

Contents of ACTIVE SET UPDATE FAILURE message: AM

Information Element	Value/remark
Message Type	
RRC transaction identifier	Checked to see if it matches the same value used in the corresponding downlink ACTIVE SET UPDATE message
Integrity check info	
- Message authentication code	This IE is checked to see if it is present. The value is compared against the XMAC-I value computed by SS. The first/ leftmost bit of the bit string contains the most significant bit of the MAC-I.
- RRC Message sequence number	This IE is checked to see if it is present. The value is used by SS to compute the XMAC-I value.
Failure cause	Refer to test requirement

Contents of CELL UPDATE message: TM

Information Element	Value/remark	Version
Message Type		
U-RNTI	Checked to see if it is set to the following values 0000 0000 0001B	
- SRNC identity		
- S-RNTI	0000 0000 0000 0000 0001B	
RRC transaction identifier	Checked to see if it is absent	
Integrity check info		
- Message authentication code	This IE is checked to see if it is present. The value is compared against the XMAC-I value computed by SS. The first/ leftmost bit of the bit string contains the most significant bit of the MAC-I.	
- RRC Message sequence number	This IE is checked to see if it is present. The value is used by SS to compute the XMAC-I value.	
START List	Checked to see if the 'CN domain identity' and 'START' IEs are present for all CN domains supported by the UE .	
	Checked to see if the 'CN domain identity' and 'START' IEs are present for each CN domain for which RABs are established or is the latest configured CN domain.	Rel-6
- CN domain identity	Checked to see if it is one of the supported CN domains	
- START	This IE is checked to see if it is present. The first/ leftmost bit of the bit string contains the most significant bit of the START.	
AM_RLC error indication (RB2, RB3 or RB4)	Checked to see if it is set to 'FALSE'	
AM_RLC error indication (RB>4)	Checked to see if it is set to 'FALSE'	
Cell update cause	See the specific test case	
Traffic volume indicator	Checked to see if it is absent	Rel-6
Failure cause	Checked to see if it is absent	
RB timer indicator	Checked to see if it is absent	

- T314 expired	Checked to see if it is set to 'FALSE'	
- T315 expired	Checked to see if it is set to 'FALSE'	
Establishment cause	This IE is checked to see if it is absent	Rel-5
CS Call Type	Not Present	Rel-7
HS-PDSCH in CELL_FACH	Not checked	Rel-7
UE Mobility State Indicator	Not Present	Rel-7
Capability change indicator	Not Present	Rel-7
Reconfiguration Status Indicator	Checked to see if it is absent	Rel-6
Measured results on RACH	Not checked	
Logged Meas Available	Not Present	Rel-10
ANR Logging Results Available	Not Present	Rel-10

Contents of CELL UPDATE CONFIRM message: UM

Information Element	Value/remark	Version
Message Type		
U-RNTI	If this message is sent on CCCH, use the following values. Else, this IE is absent.	
- SRNC identity	0000 0000 0001B	
- S-RNTI	0000 0000 0000 0000 0001B	
RRC transaction identifier	Selects an arbitrary integer between 0 to 3	
Integrity check info		
- message authentication code	SS calculates the value of MAC-I for this message and writes to this IE. The first/ leftmost bit of the bit string contains the most significant bit of the MAC-I.	
- RRC message sequence number	SS provides the value of this IE, from its internal counter.	
Integrity protection mode info	Not Present	
Ciphering mode info	Not Present	
Activation time	Not Present - use default value	
New U-RNTI	Not Present	
New C-RNTI	Not Present	
New DSCH-RNTI	Not Present	R99 and Rel-4 only
New H-RNTI	Not Present	Rel-5
New Primary E-RNTI	Not present	Rel-6
New Secondary E-RNTI	Not present	Rel-6
RRC State indicator	CELL_FACH	
UTRAN DRX cycle length coefficient	Not Present	
RLC re-establish indicator (RB2, RB3 and RB4)	FALSE	
RLC re-establish indicator (RB5 and upwards)	FALSE	
CN information info	Not Present	
URA identity	Not Present	
RNC support for change of UE capability	Not Present	Rel-7
RB information to release list	Not Present	
RB information to reconfigure list	Not Present	
RB information to be affected list	Not Present	
Downlink counter synchronization info	Not Present	
PDCP ROHC target mode	Not Present	Rel-5
UL Transport channel information common for all transport channels	Not Present	
Deleted TrCH information list	Not Present	
Added or Reconfigured TrCH information list	Not Present	
CHOICE Mode	FDD	
- CPCH set ID	Not Present	R99 and Rel-4 only
- Added or Reconfigured TrCH information for DRAC list	Not Present	R99 and Rel-4 only
DL Transport channel information common for all transport channels	Not Present	
Deleted TrCH information list	Not Present	
Added or Reconfigured TrCH information list	Not Present	
Frequency info	Not Present	
DTX-DRX timing information	Not Present	Rel-7
DTX-DRX Information	Not Present	Rel-7
HS-SCCH less Information	Not Present	Rel-7

Information Element	Value/remark	Version
MIMO parameters	Not Present	Rel-7
Maximum allowed UL TX power	Not Present	
CHOICE channel requirement	Not Present	
E-DCH Info	Not Present	Rel-6
CHOICE mode	FDD	R99 and Rel-4 only
- Downlink PDSCH information	Not Present	R99 and Rel-4 only
Downlink HS-PDSCH Information	Not Present	Rel-5
Downlink information common for all radio links	Not Present	
Downlink information per radio link list	Not Present	
MBMS PL Service Restriction Information	Not Present	Rel-6

Contents of DOWNLINK DIRECT TRANSFER message: AM

Information Element	Value/remark
Message Type	
RRC transaction identifier	Arbitrarily selects an integer between 0 and 3
Integrity check info	
- Message authentication code	SS calculates the value of MAC-I for this message and writes to this IE. The first/ leftmost bit of the bit string contains the most significant bit of the MAC-I.
- RRC Message sequence number	SS provides the value of this IE, from its internal counter.
CN domain identity	CS domain or PS domain
NAS message	See Specific Message Content for each test case

Contents of HANDOVER FROM UTRAN COMMAND-GSM message: AM

Information Element	Value/remark
Message Type	
RRC transaction identifier	Arbitrarily selects one integer between 0 to 3
Integrity check info	
- Message authentication code	SS calculates the value of MAC-I for this message and writes to this IE. The first/ leftmost bit of the bit string contains the most significant bit of the MAC-I.
- RRC Message sequence number	SS provides the value of this IE, from its internal counter.
Activation time	now
RAB Info	
- RAB identity	0000 0001B The first/ leftmost bit of the bit string contains the most significant bit of the RAB identity.
- CN domain identity	CS domain
- NAS Synchronization Indicator	Not present
- Re-establishment timer	Use T314
Inter-system message	
- CHOICE System type	GSM
- Frequency Band	Set to "GSM/ PCS 1900" if GSM/ PCS 1900 is used in this test. Otherwise set to "GSM/DCS 1800 Band"
- CHOICE GSM message	Single GSM message
- Single GSM message	GSM HANDOVER COMMAND formatted and coded according to GSM specifications as BIT STRING (1..512). The first/ leftmost/ most significant bit of the bit string contains bit 8 of the first octet of the GSM message. The contents of the HANDOVER COMMAND is to be defined in the specific test case.

Contents of HANDOVER FROM UTRAN FAILURE message: AM

Information Element	Value/remark
Message Type	
RRC transaction identifier	Checked to see if it matches the same value used in the corresponding downlink HANDOVER FROM UTRAN COMMAND -GSM message
Integrity check info	

- Message authentication code	This IE is checked to see if it is present. The value is compared against the XMAC-I value computed by SS. The first/ leftmost bit of the bit string contains the most significant bit of the MAC-I.
- RRC Message sequence number	This IE is checked to see if it is present. The value is used by SS to compute the XMAC-I value.
Inter-RAT handover failure	
-Inter-RAT handover failure cause	physical channel failure
Inter-system message	Not Checked

Contents of INITIAL DIRECT TRANSFER message: AM

Information Element	Value/remark	Version
Message Type		
Integrity check info		
- Message authentication code	This IE is checked to see if it is present. The value is compared against the XMAC-I value computed by SS. The first/ leftmost bit of the bit string contains the most significant bit of the MAC-I.	
- RRC Message sequence number	This IE is checked to see if it is present. The value is used by SS to compute the XMAC-I value.	
PLMN identity	This IE is checked to see if it is absent	Rel-6
CN domain identity	Checked to see if set to supported CN domain as specified in the IXT statements.	
Intra Domain NAS Node Selector		
- CHOICE version	R99	
- CHOICE CN type	GSM-MAP	
- CHOICE Routing basis	Local (P)TMSI	
- Routing parameter	If the IE "CN domain identity" is equal to "CS domain", this bit string is set to bits b14 through b23 of the TMSI. If the IE "CN domain identity" is equal to "PS domain", this bit string is set to bits b14 through b23 of the P-TMSI. The TMSI/P-TMSI consists of 4 octets (32bits). This can be represented by a string of bits numbered from b0 to b31, with bit b0 being the least significant The "Routing parameter" bit string consists of bits b14 through b23 of the TMSI/ PTMSI. The first/ leftmost/ most significant bit of the bit string contains bit b23 of the TMSI/ PTMSI.	
- Entered parameter	Not checked	
NAS message	Set according to that indicated in specific message content for each test case	
START	This IE is checked to see if it is present.	
Establishment cause	This IE is checked to see if it is absent	Rel-5
Measured results on RACH	Not checked	
MBMS joined information	This IE is checked to see if it is absent	Rel-6

Contents of LOGGING MEASUREMENT CONFIGURATION message: AM

Information Element	Condition	Value/remark	Version
Message Type			Rel-10
RRC transaction identifier		Arbitrarily selects an integer between 0 and 3	Rel-10
Integrity check info			Rel-10
- message authentication code		SS calculates the value of MAC-I for this message and writes to this IE. The first/ leftmost bit of the bit string contains the most significant bit of the MAC-I.	
- RRC message sequence number		SS provides the value of this IE, from its internal counter.	
Logged Measurements Configuration Info	A1, A2	Not present	Rel-10
Logged ANR configuration Info	A1, A2		Rel-10
- Logging Duration		1 hour	
- Intra-UTRA ANR			
- CHOICE <i>Absolute Threshold</i>	A1	RSCP for ANR	
- RSCP		Not present (default -100 dBm)	
- CHOICE <i>Absolute Threshold</i>	A2	Ec/N0 for ANR	

Information Element	Condition	Value/remark	Version
- Ec/N0 - Logging Relative Threshold - Inter-RAT ANR for E-UTRA Indicator - Inter-RAT ANR for GSM Indicator		Not present (default -10 dB) Not present Not present Not present	

Condition	Explanation	Version
A1	Configuring of IE for ANR over UTRAN testing using RSCP for Absolute Threshold	Rel-10
A2	Configuring of IE for ANR over UTRAN testing using Ec/N0 for Absolute Threshold	Rel-10

Contents of MBMS ACCESS INFORMATION message: UM

Information Element	Value/remark	Version
Message type		Rel-6
Service list	1 entry in the list	Rel-6
- MBMS short transmission ID	Index to the MBMS transmission identity in the previous MBMS MODIFIED SERVICES INFORMATION or MBMS UNMODIFIED SERVICES INFORMATION corresponding to the service for which the current counting procedure applies.	Rel-6
- Access probability factor – Idle	0 (corresponding to the actual probability factor value 1)	Rel-6
- Connected mode counting scope		Rel-6
- URA_PCH	FALSE	Rel-6
- CELL_PCH	FALSE	Rel-6
- CELL_FACH	FALSE	Rel-6

Contents of MBMS GENERAL INFORMATION message: UM

Information Element	Value/remark	Version
Message type		Rel-6
MBMS preferred frequency information	Not Present	Rel-6
MBMS timers and counters		Rel-6
- T318	4000 ms	Rel-6
MICH configuration information		Rel-6
- MICH Power offset	-5dB	Rel-6
- CHOICE Mode	FDD	Rel-6
- Channelisation code	Reference to clause 5.5.1.4 "Downlink physical channels code allocation for MBMS test cases"	Rel-6
- Number of NI per frame	18	Rel-6
- STTD indicator	FALSE	Rel-6
Cell group identity	'000000000001' (cells with mid range UARFCN) '00000000010' (cells with low range UARFCN) '00000000011' (cells with high range UARFCN)	Rel-6
Default MSCH configuration information	Not Present	Rel-6
Indicate changes in MBMS Selected Services	Not Present	Rel-6

Contents of MBMS COMMON P-T-M RB INFORMATION message: UM

Information Element	Value/remark	Version
Message type		Rel-6
RB information list	2 entries in the list	Rel-6
- RB identity	14	Rel-6
- PDCP info		
- Support for lossless SRNS relocation	Not Present	
- PDCP PDU header	absent	
- Header compression information	Not Present	

Information Element	Value/remark	Version
- RLC info		
- DL UM RLC LI size	7	
- DL Duplication Avoidance and Reordering info	Not Present	
- RB identity	15	Rel-6
- PDCP info		
- Support for lossless SRNS relocation	Not Present	
- PDCP PDU header	absent	
- Header compression information	Not Present	
- RLC info		
- DL UM RLC LI size	7	
- DL Duplication Avoidance and Reordering info	Not Present	
TrCh information for each TrCh	2 entries in the list	Rel-6
- Transport channel identity	17	Rel-6
- TFS		
- CHOICE <i>Transport channel type</i>	Common transport channels	
- Dynamic Transport format information		
- RLC Size	Reference to clause 6.10 parameter set	
- Number of TBs List	(This IE is repeated for TFI number.)	
- Transmission Time Interval	Not Present	
- Number of Transport blocks	Reference to clause 6.10 parameter set	
- CHOICE <i>Logical channel list</i>	All	
- Semi-static Transport Format information		
- Transmission time interval	Reference to clause 6.10 parameter set	
- Type of channel coding	Reference to clause 6.10 parameter set	
- Coding Rate	Reference to clause 6.10 parameter set	
- Rate matching attribute	Reference to clause 6.10 parameter set	
- CRC size	Reference to clause 6.10 parameter set	
- Transport channel identity	23	Rel-6
- TFS		
- CHOICE <i>Transport channel type</i>	Common transport channels	
- Dynamic Transport format information		
- RLC Size	Reference to clause 6.10 parameter set	
- Number of TBs List	(This IE is repeated for TFI number.)	
- Transmission Time Interval	Not Present	
- Number of Transport blocks	Reference to clause 6.10 parameter set	
- CHOICE <i>Logical channel list</i>	All	
- Semi-static Transport Format information		
- Transmission time interval	Reference to clause 6.10 parameter set	
- Type of channel coding	Reference to clause 6.10 parameter set	
- Coding Rate	Reference to clause 6.10 parameter set	
- Rate matching attribute	Reference to clause 6.10 parameter set	
- CRC size	Reference to clause 6.10 parameter set	
TrCh information for each CCTrCh	2 entries in the list	Rel-6
- CCTrCH identity	1	Rel-6
- TFCS		
- CHOICE <i>TFCI signalling</i>	Normal	
- TFCI Field 1 information		
- CHOICE <i>TFCS representation</i>	Complete reconfiguration	

Information Element	Value/remark	Version
- TFCS complete reconfiguration information		
- CHOICE CTFC Size	Number of bits used must be enough to cover all combinations of CTFC from clause 6.10.	
- CTFC information	This IE is repeated for number of CTFCs in clause 6.10 "Parameter Set"	
- CTFC	Reference to clause 6.10 "Parameter Set"	
- Power offset information	Not Present	
- CCTrCH identity	2	Rel-6
- TFCS		
- CHOICE <i>TFCI signalling</i>	Normal	
- TFCI Field 1 information		
- CHOICE <i>TFCS representation</i>	Complete reconfiguration	
- TFCS complete reconfiguration information		
- CHOICE CTFC Size	Number of bits used must be enough to cover all combinations of CTFC from clause 6.10.	
- CTFC information	This IE is repeated for number of CTFCs in clause 6.10 "Parameter Set"	
- CTFC	Reference to clause 6.10 "Parameter Set"	
- Power offset information	Not Present	
PhyCh information	2 entries in list	Rel-6
- PhyCh identity	13	Rel-6
- Secondary CCPCH info MBMS		
- CHOICE <i>mode</i>	FDD	
- Secondary scrambling code	Not Present	
- STTD indicator	FALSE	
- Spreading factor	Reference to clause 6.10 "Parameter Set"	
- Code number	Reference to clause 5.5.1.4 "Downlink physical channels code allocation for MBMS test cases"	
- Timing Offset	Set to (Cell No. – 21) * 18 for MBMS Cell Nos. 21-28. (actual value = IE value * 256 chips)	
- PhyCh identity	17	Rel-6
- Secondary CCPCH info MBMS		
- CHOICE <i>mode</i>	FDD	
- Secondary scrambling code	Not Present	
- STTD indicator	FALSE	
- Spreading factor	Reference to clause 6.10 "Parameter Set"	
- Code number	Reference to clause 5.5.1.4 "Downlink physical channels code allocation for MBMS test cases"	
- Timing Offset	Set to (Cell No. – 21) * 18 for MBMS Cell Nos. 21-28. (actual value = IE value * 256 chips)	

Contents of MBMS CURRENT CELL P-T-M RB INFORMATION message: UM

Information Element	Condition	Value/remark	Version
Message type	A1, A2, A3		Rel-6
S-CCPCH list	A1	Not Present	Rel-6
S-CCPCH list	A2	Contains 1 S-CCPCH	Rel-6
S-CCPCH list	A3	Contains 2 S-CCPCH	Rel-6
- S-CCPCH identity	A2, A3	1 if combining is used in the test (MBMS NEIGHBOURING CELL P-T-M RB INFORMATION is transmitted in the same modification period). Not Present if combining is not used in the test (MBMS NEIGHBOURING CELL P-T-M RB INFORMATION is not transmitted in the same modification period).	Rel-6
- Secondary CCPCH info		13	Rel-6
- MBMS Soft Combining Timing Offset		Not Present	Rel-6
- TrCh information common for all TrCh		1	Rel-6
- TrCH information list			Rel-6
- TrCh information		17	Rel-6
- RB information list			Rel-6
- RB information		14	Rel-6
- MBMS short transmission ID		Refers to the index of the service in the list of services on the cell which is being provided on this RB	Rel-6
- MBMS logical channel identity		1	Rel-6
- MSCH configuration information		Not Present	Rel-6
- S-CCPCH identity	A3	Not Present	Rel-6
- Secondary CCPCH info		17	Rel-6
- MBMS Soft Combining Timing Offset		Not Present	Rel-6
- TrCh information common for all TrCh		2	Rel-6
- TrCH information list			Rel-6
- TrCh information		23	Rel-6
- RB information list			Rel-6
- RB information		15	Rel-6
- MBMS short transmission ID		Refers to the index of the service in the list of services on the cell which is being provided on this RB	Rel-6
- MBMS logical channel identity		2	Rel-6
- MSCH configuration information		Not Present	Rel-6
S-CCPCH in SIB type 5	A1, A2, A3	Not Present	Rel-6

Condition	Explanation
A1	No services ongoing or starting
A2	1 service ongoing or starting
A3	2 services ongoing or starting

Contents of MBMS MODIFIED SERVICES INFORMATION message: UM

Information Element	Value/remark	Version
Message type		Rel-6
Modified services list	1 entry per modified service - maximum 12. If no services are modified in the current modification period this IE is Not Present	Rel-6
- MBMS Transmission identity		Rel-6
- MBMS Service ID		
- MBMS Service ID	Set to the value of the service ID being modified (e.g. '000001')	Rel-6
- CHOICE PLMN identity	SameAs-MIB	Rel-6
- MBMS Session ID	'01'	Rel-6
- MBMS required UE action	Acquire PTM RB info	Rel-6
- MBMS preferred frequency	Not Present	Rel-6
- Continue MCCH reading	FALSE	Rel-6
MBMS re- acquire MCCH	Not Present	Rel-6
MBMS dynamic persistence level	Not Present	Rel-6
End of modified MCCH information	Not Present	Rel-6
MBMS number of neighbour cells	0	Rel-6
MBMS all unmodified p-t-m services	Not Present	Rel-6
MBMS p-t-m activation time	Not Present	Rel-6

Contents of MBMS NEIGHBOURING CELL P-T-M RB INFORMATION message: UM

Information Element	Value/remark	Version
Message type		Rel-6
Neighbouring cell identity	The intra-frequency cell id of the cell of the MBMS neighbouring cell referred to in the test procedure, obtained from the IE 'Intra-frequency Cell Info list' in SIB 11.	Rel-6
Neighbouring cell's S-CCPCH list	1 entry in the list	Rel-6
- Secondary CCPCH info	Refers to the Physical channel identity being used for the service under test in the common RB info of the current cell	Rel-6
- Secondary CCPCH Power Offset Difference	Not Present	Rel-6
- L1 combining	Not Present	Rel-6
- CHOICE L23 configuration	SameAs Current cell	Rel-6
- Current cell's S-CCPCH	1 (same as the S-CCPCH identity in the MBMS CURRENT CELL P-T-M RB INFORMATION)	Rel-6
- MSCH configuration information	Not Present	Rel-6

Contents of MBMS UNMODIFIED SERVICES INFORMATION message: UM

Information Element	Value/remark	Version
Message type		Rel-6
Unmodified services list	12 services by default. See NOTE 1.	Rel-6
- MBMS Transmission identity		Rel-6
- MBMS Service ID		
- MBMS Service ID	'000001'	Rel-6
- CHOICE PLMN identity	SameAs-MIB	Rel-6
- MBMS Session ID	Value set according to table for condition A1 or A2	Rel-6
- MBMS required UE action	Value set according to table for condition A1 or A2	Rel-6
- MBMS preferred frequency	Not Present	Rel-6
- MBMS Transmission identity		Rel-6
- MBMS Service ID		
- MBMS Service ID	'000002'	Rel-6
- CHOICE PLMN identity	SameAs-MIB	Rel-6
- MBMS Session ID	Value set according to table for condition A1 or A2	Rel-6
- MBMS required UE action	Value set according to table for condition A1 or A2	Rel-6
- MBMS preferred frequency	Not Present	Rel-6
- MBMS Transmission identity		Rel-6
- MBMS Service ID		
- MBMS Service ID	'000003'	Rel-6
- CHOICE PLMN identity	SameAs-MIB	Rel-6
- MBMS Session ID	Value set according to table for condition A1 or A2	Rel-6
- MBMS required UE action	Value set according to table for condition A1 or A2	Rel-6
- MBMS preferred frequency	Not Present	Rel-6
- MBMS Transmission identity		Rel-6
- MBMS Service ID		
- MBMS Service ID	'000004'	Rel-6
- CHOICE PLMN identity	SameAs-MIB	Rel-6
- MBMS Session ID	Value set according to table for condition A1 or A2	Rel-6
- MBMS required UE action	Value set according to table for condition A1 or A2	Rel-6
- MBMS preferred frequency	Not Present	Rel-6
- MBMS Transmission identity		Rel-6
- MBMS Service ID		
- MBMS Service ID	'000005'	Rel-6
- CHOICE PLMN identity	SameAs-MIB	Rel-6
- MBMS Session ID	Value set according to table for condition A1 or A2	Rel-6
- MBMS required UE action	Value set according to table for condition A1 or A2	Rel-6
- MBMS preferred frequency	Not Present	Rel-6
- MBMS Transmission identity		Rel-6
- MBMS Service ID		
- MBMS Service ID	'000006'	Rel-6
- CHOICE PLMN identity	SameAs-MIB	Rel-6
- MBMS Session ID	Value set according to table for condition A1 or A2	Rel-6
- MBMS required UE action	Value set according to table for condition A1 or A2	Rel-6
- MBMS preferred frequency	Not Present	Rel-6
- MBMS Transmission identity		Rel-6
- MBMS Service ID		
- MBMS Service ID	'000007'	Rel-6
- CHOICE PLMN identity	SameAs-MIB	Rel-6
- MBMS Session ID	Value set according to table for condition A1 or A2	Rel-6
- MBMS required UE action	Value set according to table for condition A1 or A2	Rel-6
- MBMS preferred frequency	Not Present	Rel-6
- MBMS Transmission identity		Rel-6
- MBMS Service ID		
- MBMS Service ID	'000008'	Rel-6
- CHOICE PLMN identity	SameAs-MIB	Rel-6
- MBMS Session ID	Value set according to table for condition A1 or A2	Rel-6
- MBMS required UE action	Value set according to table for condition A1 or A2	Rel-6
- MBMS preferred frequency	Not Present	Rel-6
- MBMS Transmission identity		Rel-6
- MBMS Service ID		
- MBMS Service ID	'000009'	Rel-6
- CHOICE PLMN identity	SameAs-MIB	Rel-6

Information Element	Value/remark	Version
- MBMS Session ID	Value set according to table for condition A1 or A2	Rel-6
- MBMS required UE action	Value set according to table for condition A1 or A2	Rel-6
- MBMS preferred frequency	Not Present	Rel-6
- MBMS Transmission identity		Rel-6
- MBMS Service ID		
- MBMS Service ID	'00000A'	Rel-6
- CHOICE PLMN identity	SameAs-MIB	Rel-6
- MBMS Session ID	Value set according to table for condition A1 or A2	Rel-6
- MBMS required UE action	Value set according to table for condition A1 or A2	Rel-6
- MBMS preferred frequency	Not Present	Rel-6
- MBMS Transmission identity		Rel-6
- MBMS Service ID		
- MBMS Service ID	'00000B'	Rel-6
- CHOICE PLMN identity	SameAs-MIB	Rel-6
- MBMS Session ID	Value set according to table for condition A1 or A2	Rel-6
- MBMS required UE action	Value set according to table for condition A1 or A2	Rel-6
- MBMS preferred frequency	Not Present	Rel-6
- MBMS Transmission identity		Rel-6
- MBMS Service ID		
- MBMS Service ID	'00000C'	Rel-6
- CHOICE PLMN identity	SameAs-MIB	Rel-6
- MBMS Session ID	Value set according to table for condition A1 or A2	Rel-6
- MBMS required UE action	Value set according to table for condition A1 or A2	Rel-6
- MBMS preferred frequency	Not Present	Rel-6

Information Element	Condition	Value/remark	Explanation
- MBMS Session ID	A1	Not Present	Condition used when the session is currently not being transmitted
- MBMS required UE action		'None'	
- MBMS Session ID	A2	'01'	Condition used when the session is currently ongoing
- MBMS required UE action		'Acquire PTM RB info'	

NOTE 1: Any service ID which is included in MBMS MODIFIED SERVICES INFORMATION in the current modification period shall be Not Present in the list of services in this message.

Contents of MEASUREMENT CONTROL message: AM

Information Element	Value/remark
Message Type	
RRC transaction identifier	Arbitrarily selects an unused integer between 0 to 3
Integrity check info	
- Message authentication code	SS calculates the value of MAC-I for this message and writes to this IE. The first/ leftmost bit of the bit string contains the most significant bit of the MAC-I.
- RRC message sequence number	SS provides the value of this IE, from its internal counter.
Measurement Identity	1
Measurement Command	Setup
Measurement Reporting Mode	
- Measurement Report Transfer Mode	Acknowledged mode RLC
- Periodical Reporting/Event Trigger Reporting Mode	Periodical reporting
Additional measurement list	Not Present
CHOICE Measurement type	Intra-frequency measurement
- Intra-frequency measurement	
- Intra-frequency cell info list	
- CHOICE intra-frequency cell removal	Not present
- New intra-frequency cell	
- Intra-frequency cell-id	1
- Cell info	
- Cell individual offset	0 (0dB)
- Reference time difference to cell	Not Present
- Read SFN number	FALSE
- CHOICE mode	FDD

Information Element	Value/remark
- Primary CPICH info	Different from the Default setting in clause 6.1 (FDD)
- Primary scrambling code	Not Present
- Primary CPICH Tx power	FALSE
- TX Diversity indicator	Not present
- Cells for measurement	Not present
- CSG Intrafrequency cell info	Not present
- Intra-frequency SI Acquisition	Not present
- Intra-frequency measurement quantity	Not Present
- Intra-frequency reporting quantity	
- Reporting quantities for active set cells	
- Cell synchronization information reporting indicator	FALSE
- Cell Identity reporting indicator	TRUE
- CPICH Ec/N0 reporting indicator	FALSE
- CPICH RSCP reporting indicator	TRUE
- Pathloss reporting indicator	FALSE
- Reporting quantities for monitored set cells	
- Cell synchronization information reporting indicator	FALSE
- Cell Identity reporting indicator	TRUE
- CPICH Ec/N0 reporting indicator	FALSE
- CPICH RSCP reporting indicator	TRUE
- Pathloss reporting indicator	FALSE
- Reporting quantities for detected set cells	Not Present
- Reporting cell status	
- CHOICE reported cell	Report cell within active set and/or monitored cells on used frequency
- Maximum number of reported cells	2
- Measurement validity	Not Present
- CHOICE report criteria	Periodic reporting criteria
- Amount of reporting	Infinity
- Reporting interval	64 s
DPCH Compressed mode status info	Not Present

Contents of MEASUREMENT CONTROL FAILURE message: AM

Information Element	Value/remark
Message Type	
RRC transaction identifier	Checked to see if it's set to the identical value for the same IE in the downlink MEASUREMENT CONTROL message
Integrity check info	
- Message authentication code	This IE is checked to see if it is present. The value is compared against the XMAC-I value computed by SS. The first/ leftmost bit of the bit string contains the most significant bit of the MAC-I.
- RRC Message sequence number	This IE is checked to see if it is present. The value is used by SS to compute the XMAC-I value.
Failure cause	See the test content

Contents of MEASUREMENT REPORT message: AM

Information Element	Value/remark	Version
Message Type		
Integrity check info		
- Message authentication code	This IE is checked to see if it is present. The value is compared against the XMAC-I value computed by SS. The first/ leftmost bit of the bit string contains the most significant bit of the MAC-I.	
- RRC Message sequence number	This IE is checked to see if it is present. The value is used by SS to compute the XMAC-I value.	
Measurement identity	1	
Measured Results		
- Intra-frequency measured results		
- Cell measured results		
- Cell Identity	Not present	
- Cell synchronization information	Checked that this IE is absent	

- Primary CPICH info - Primary scrambling code - CPICH Ec/NO - CPICH RSCP - Pathloss Measured results on RACH Additional measured results Event results	Different from the Default setting in clause 6.1 (FDD) Checked that this IE is absent Checked that this IE is present Checked that this IE is absent Checked that this IE is absent Checked that this IE is absent Checked that this IE is absent	
GSM OTD reference cell	Checked that this IE is absent	Rel-4
CSG Proximity Indication	FFS	REL-9
Inter-RAT cell info indication	Checked that this IE is absent	Rel-5

Contents of PAGING TYPE 1 message: TM (Speech in CS)

Information Element	Value/remark
Message Type Paging record list - Paging record - CHOICE Used paging identity - Paging cause - CN domain identity - CHOICE UE identity - IMSI (GSM-MAP) BCCH modification info ETWS information	CN identity Terminating Conversational Call CS domain Set to the same octet string as in the IMSI stored in the USIM card Not Present Not Present

Contents of PAGING TYPE 1 message: TM (The others of speech in CS)

Information Element	Value/remark
Message Type Paging record list - Paging record - CHOICE Used paging identity - Paging cause - CN domain identity - CHOICE UE identity - IMSI (GSM-MAP) BCCH modification info ETWS information	CN identity Terminating Streaming Call CS domain Set to the same octet string as in the IMSI stored in the USIM card Not Present Not Present

Contents of PAGING TYPE 1 message: TM (Packet in PS)

Information Element	Value/remark
Message Type Paging record list - Paging record - CHOICE Used paging identity - Paging cause - CN domain identity - CHOICE UE identity - P-TMSI BCCH modification info ETWS information	CN identity Terminating Interactive Call PS domain Use P-TMSI allocated by SS at initial attach. Not Present Not Present

Contents of PAGING TYPE 1 message: TM (SMS in CS)

Information Element	Value/remark
Message Type Paging record list - Paging record - CHOICE Used paging identity - Paging cause - CN domain identity - CHOICE UE identity	CN identity Terminating Low Priority Signalling CS domain

- IMSI (GSM-MAP)	Set to the same octet string as in the IMSI stored in the TEST USIM card
BCCH modification info	Not Present
ETWS information	Not Present

Contents of PAGING TYPE 1 message: TM (SMS in PS)

Information Element	Value/remark
Message Type	
Paging record list	
- Paging record	
- CHOICE Used paging identity	CN identity
- Paging cause	Terminating Low Priority Signalling
- CN domain identity	PS domain
- CHOICE UE identity	
- IMSI (GSM-MAP)	Set to the same octet string as in the IMSI stored in the TEST USIM card
BCCH modification info	Not Present
ETWS information	Not Present

Contents of PAGING TYPE 2 message: AM (Speech in CS)

Information Element	Value/remark
Message Type	
RRC transaction identifier	Arbitrarily selects an integer between 0 and 3
Integrity check info	
- message authentication code	SS calculates the value of MAC-I for this message and writes to this IE. The first/ leftmost bit of the bit string contains the most significant bit of the MAC-I.
- RRC message sequence number	SS provides the value of this IE, from its internal counter.
Paging cause	Terminating Conversational Call
CN domain identity	CS domain
Paging record type identifier	Select the same type as in the IE "Initial UE Identity" in RRC CONNECTION REQUEST" message.

Contents of PHYSICAL CHANNEL RECONFIGURATION message: AM or UM

Information Element	Condition	Value/remark	Version
Message Type	A1, A2, A3, A4, A5, A6, A7, A8, A9, A10		
RRC transaction identifier		Arbitrarily selects an integer between 0 and 3	
Integrity check info			
- message authentication code		SS calculates the value of MAC-I for this message and writes to this IE. The first/ leftmost bit of the bit string contains the most significant bit of the MAC-I.	
- RRC message sequence number		SS provides the value of this IE, from its internal counter.	
Integrity protection mode info		Not Present	
Ciphering mode info		Not Present	
Activation time	A1, A2, A3	(256+CFN-(CFN MOD 8 + 8))MOD 256	
Activation time	A4, A5, A6, A7, A8, A9, A10	Not Present	
Delay restriction flag	A1, A2, A3, A4, A5, A6, A7, A8, A9, A10	Not Present	Rel-6
New U-RNTI		Not Present	
New C-RNTI	A1, A2, A3, A4, A7, A8, A9, A10	Not Present	
New C-RNTI	A5, A6	'1010 1010 1010 1010'	
New DSCH-RNTI	A1, A2, A3, A4, A5, A6, A7, A8, A9, A10	Not Present	R99 and Rel-4 only
New H-RNTI	A1, A2, A3, A4, A5, A6, A7, A8, A9, A10	Not Present	Rel-5
New Primary E-RNTI		Not Present	Rel-6
New Secondary E-RNTI		Not Present	Rel-6
RRC State indicator	A1, A2, A3, A4	CELL_DCH	

Information Element	Condition	Value/remark	Version
RRC State indicator	A5, A6	CELL_FACH	
RRC State indicator	A7, A8	URA_PCH	
RRC State indicator	A9, A10	CELL_PCH	
UE Mobility State Indicator		Not Present	Rel-7
UTRAN DRX cycle length coefficient	A1, A2, A3, A4, A5, A6	Not Present	
UTRAN DRX cycle length coefficient	A7, A8, A9, A10	3	
CN information info		Not Present	
URA identity		Not Present	
RNC support for change of UE capability		Not Present	Rel-7
Reconfiguration in response to requested change of UE capability		Not Present	Rel-7
Downlink counter synchronization info		Not Present	
Frequency info	A1, A2, A3, A4, A5		
- UARFCN uplink (Nu)		Not present	
- UARFCN downlink (Nd)		Absence of this IE is equivalent to applying the default duplex distance defined for the operating frequency according to 3GPP TS 25.101 [11]	
Frequency info	A6, A7, A8, A9, A10	Reference to clause 5.1 Test frequencies	
DTX-DRX timing information		Not Present	Rel-7
DTX-DRX Information		Not Present	Rel-7
HS-SCCH less Information		Not Present	Rel-7
MIMO parameters		Not Present	Rel-7
HARQ Info		Not Present	Rel-7
Maximum allowed UL TX power		33dBm	
CHOICE <i>channel requirement</i>	A5, A6, A7, A8, A9, A10	Not Present	
CHOICE <i>channel requirement</i>	A1, A2, A3, A4	Uplink DPCH info	
- Uplink DPCH power control info			
- DPCH power offset		-40 (-80dB)	
- PC Preamble		1 frame	
- SRB delay		7 frames	
- Power Control Algorithm		Algorithm1	
- TPC step size		0 (1dB)	
- Δ_{ACK}		Not Present	Rel-5
- Δ_{NACK}		Not Present	Rel-5
- Ack-Nack repetition factor		Not Present	Rel-5
- HARQ_preamble_mode		0	Rel-6
- Scrambling code type		Long	
- Scrambling code number		0 (0 to 16777215)	
- Number of DPDCH		Not Present(1)	
- spreading factor		Reference to clause 6.10 Parameter Set	
- TFCI existence		Reference to clause 6.10 Parameter Set	
- Number of FBI bit		Reference to clause 6.10 Parameter Set	
- Number of TPC bits		Not Present	Rel-7
- Puncturing Limit		Reference to clause 6.10 Parameter Set	
E-DCH Info		Not Present	Rel-6
CHOICE Mode	A1, A2, A3, A4, A5, A6, A7, A8, A9, A10	FDD	
- Downlink PDSCH information		Not Present	R99 and Rel-4 only
Downlink HS-PDSCH Information	A1, A2, A3, A4, A5, A6, A7, A8, A9, A10	Not Present	Rel-5
Downlink information common for all radio links	A1, A2, A3		
- Downlink DPCH info common for all RL			
- Timing indicator		Maintain	
- CFN-targetSFN frame offset		Not Present	
- Downlink DPCH power control information			
- DPC mode		0 (single)	
- CHOICE mode		FDD	

Information Element	Condition	Value/remark	Version
<ul style="list-style-type: none"> - Power offset $P_{Pilot-DPCH}$ - DL rate matching restriction 		0	
information		Not Present	
<ul style="list-style-type: none"> - Spreading factor - Fixed or Flexible Position - TFCI existence - CHOICE SF - DPCH compressed mode info - TX Diversity mode - SSDT information 		Reference to clause 6.10 Parameter Set Reference to clause 6.10 Parameter Set Reference to clause 6.10 Parameter Set Reference to clause 6.10 Parameter Set	
<ul style="list-style-type: none"> - Default DPCH Offset Value - MAC-hs reset indicator 		Not Present Not Present	R99 and Rel-4 only
Downlink information common for all radio links	A4		Rel-5
<ul style="list-style-type: none"> - Downlink DPCH info common for all RL 		Initialize	
information		Not Present	
<ul style="list-style-type: none"> - Timing indicator - CFN-targetSFN frame offset - Downlink DPCH power control 			
information		0 (single)	
<ul style="list-style-type: none"> - DPC mode - CHOICE mode - Power offset $P_{Pilot-DPCH}$ - DL rate matching restriction 		FDD 0	
information		Not Present	
<ul style="list-style-type: none"> - Spreading factor - Fixed or Flexible Position - TFCI existence - CHOICE SF - DPCH compressed mode info - TX Diversity mode - SSDT information 		Reference to clause 6.10 Parameter Set Reference to clause 6.10 Parameter Set Reference to clause 6.10 Parameter Set Reference to clause 6.10 Parameter Set	
<ul style="list-style-type: none"> - Default DPCH Offset Value - MAC-hs reset indicator 		Arbitrary set to value 0..306688 by step of 512 Not Present Not Present	R99 and Rel-4 only Rel-5
Downlink information common for all radio links	A5, A6, A7, A8, A9, A10		
Downlink information for each radio links	A1, A2,A3		
<ul style="list-style-type: none"> - Choice mode - Primary CPICH info - Primary scrambling code 		FDD Ref. to the Default setting in clause 6.1 (FDD)	
<ul style="list-style-type: none"> - PDSCH with SHO DCH info 		Not Present	R99 and Rel-4 only
<ul style="list-style-type: none"> - PDSCH code mapping 		Not Present	R99 and Rel-4 only
<ul style="list-style-type: none"> - Serving HS-DSCH radio link indicator 		FALSE	Rel-5
<ul style="list-style-type: none"> - Serving E-DCH radio link indicator - Downlink DPCH info for each RL - CHOICE mode - Primary CPICH usage for channel estimation 		FALSE FDD Primary CPICH may be used	Rel-6
<ul style="list-style-type: none"> - DPCH frame offset 		Set to value : Default DPCH Offset Value (as currently stored in SS) mod 38400	
<ul style="list-style-type: none"> - Secondary CPICH info - DL channelisation code - Secondary scrambling code - Spreading factor - Code number - Scrambling code change 		Not Present 5 Reference to clause 6.10 Parameter Set 0 Set to value Default1: No code change (if the UE has a compressed mode pattern sequence configured in variable TGPS_IDENTITY or included in the message	

Information Element	Condition	Value/remark	Version	
<ul style="list-style-type: none"> - TPC combination index - SSdT Cell Identity <p>mode</p> <ul style="list-style-type: none"> - Closed loop timing adjustment - E-AGCH Info - E-HICH Information - E-RGCH Information - SCCPCH information for FACH <p>Downlink information for each radio links</p> <ul style="list-style-type: none"> - Choice mode <ul style="list-style-type: none"> - Primary CPICH info - Primary scrambling code - PDSCH with SHO DCH info - PDSCH code mapping <p>indicator</p> <ul style="list-style-type: none"> - Serving HS-DSCH radio link - Serving E-DCH radio link indicator - Downlink DPCH info for each RL <p>estimation</p> <ul style="list-style-type: none"> - CHOICE mode <ul style="list-style-type: none"> - Primary CPICH usage for channel - DPCH frame offset - Secondary CPICH info - DL channelisation code - Secondary scrambling code - Spreading factor - Code number - Scrambling code change <ul style="list-style-type: none"> - TPC combination index - SSdT Cell Identity <p>mode</p> <ul style="list-style-type: none"> - Closed loop timing adjustment - E-AGCH Info - E-HICH Information - E-RGCH Information - SCCPCH information for FACH 	A4	including IE "Downlink DPCH info for each RL", which is using compressed mode method "SF/2")		
			Set to value Default2: OMIT (otherwise)	
			0	
			Not Present	R99 and Rel-4 only
			Not Present	
			Not Present	Rel-6
			Not Present	Rel-6
			Not Present	Rel-6
			Not Present	R99 and Rel-4 only
			FDD	
			Ref. to the Default setting in clause 6.1 (FDD)	
			Not Present	R99 and Rel-4 only
			Not Present	R99 and Rel-4 only
			FALSE	Rel-5
	FALSE	Rel-6		
	FDD			
	Primary CPICH may be used			
	Set to value : Default DPCH Offset			
	Value mod 38 400			
	Not Present			
	5			
	Reference to clause 6.10 Parameter Set			
	0			
	Set to value Default1: No code change (if the UE has a compressed mode pattern sequence configured in variable TGPS_IDENTITY or included in the message including IE "Downlink DPCH info for each RL", which is using compressed mode method "SF/2")			
	Set to value Default2: OMIT (otherwise)			
	0			
	Not Present	R99 and Rel-4 only		
	Not Present			
	Not Present	Rel-6		
	Not Present	Rel-6		
	Not Present	Rel-6		
	Not Present	R99 and Rel-4 only		
	FDD			
	Ref. to the Default setting in clause 6.1 (FDD)			
	Not Present	R99 and Rel-4 only		
	Not Present	R99 and Rel-4 only		
	FALSE	Rel-5		
	FALSE	Rel-6		

Information Element	Condition	Value/remark	Version
- Downlink DPCH info for each RL - E-AGCH Info - E-HICH Information - E-RGCH Information - SCCPCH Information for FACH		Not Present Not Present Not Present Not Present Not Present	Rel-6 Rel-6 Rel-6 R99 and Rel-4 only
- Downlink information for each radio link	A6, A7, A8, A9, A10	Not Present	
MBMS PL Service Restriction Information	A1, A2, A3, A4, A5, A6, A7, A8, A9, A10	Not Present	Rel-6

Condition	Explanation
A1	This IE need for "Non speech in CS"
A2	This IE need for "Speech in CS"
A3	This IE need for "Packet to CELL_DCH from CELL_DCH in PS"
A4	This IE need for "Packet to CELL_DCH from CELL_FACH in PS"
A5	This IE need for "Packet to CELL_FACH from CELL_DCH in PS"
A6	This IE need for "Packet to CELL_FACH from CELL_FACH in PS"
A7	This IE need for "Packet to URA_PCH from CELL_FACH in PS"
A8	This IE need for "Packet to URA_PCH from CELL_DCH in PS"
A9	This IE need for "Packet to CELL_PCH from CELL_FACH in PS"
A10	This IE need for "Packet to CELL_PCH from CELL_DCH in PS"

Contents of PHYSICAL CHANNEL RECONFIGURATION COMPLETE message: AM

Information Element	Value/remark
Message Type	
RRC transaction identifier	Checked to see if it's set to identical value of the same IE in the downlink PHYSICAL CHANNEL RECONFIGURATION message
Integrity check info	
- Message authentication code	This IE is checked to see if it is present. The value is compared against the XMAC-I value computed by SS. The first/ leftmost bit of the bit string contains the most significant bit of the MAC-I.
- RRC Message sequence number	This IE is checked to see if it is present. The value is used by SS to compute the XMAC-I value.
Uplink integrity protection activation info	Not checked
CHOICE mode	FDD
Deferred measurement control reading	Not present for Rel-7 or later, otherwise Not checked
COUNT-C activation time	Not checked
Radio bearer uplink ciphering activation time info	Not checked
Uplink counter synchronization info	Not present

Contents of PHYSICAL CHANNEL RECONFIGURATION FAILURE message: AM

Information Element	Value/remark
Message Type	
RRC transaction identifier	Checked to see if it is set to identical value of the same IE in the downlink PHYSICAL CHANNEL RECONFIGURATION message.
Integrity check info	
- Message authentication code	This IE is checked to see if it is present. The value is compared against the XMAC-I value computed by SS. The first/ leftmost bit of the bit string contains the most significant bit of the MAC-I.
- RRC Message sequence number	This IE is checked to see if it is present. The value is used by SS to compute the XMAC-I value.
Failure cause	Checked to see if it meets test requirement

Contents of RADIO BEARER SETUP message: AM or UM

Information Element	Condition	Value/remark	Version	Index
Message Type	A1, A2, A3, A4, A5, A6, A7, A8, A11, A9, A10		Rel-5	RBS-003 RBS-004

Information Element	Condition	Value/remark	Version	Index
	, A12, A13, A14, A15, A16 , A17, A17a, A17b, A17c, A17d, A17e, A18, A19, A19a, A19b, A20, A21, A22 , A23, A24, A28a , A25, A25a, A25b, A26, A27, A28, A29, A30 , A25c, A31, A32, A33, A34, A35, A36, A37		Rel-6 Rel-7 Rel-7 Rel-8 Rel-8 Rel-9 Rel-10	RBS-005 RBS-006 RBS-007 RBS-008 RBS-009
RRC transaction identifier		Arbitrarily selects an integer between 0 and 3		RBS-010
Integrity check info				RBS-011
- message authentication code		SS calculates the value of MAC-I for this message and writes to this IE. The first/leftmost bit of the bit string contains the most significant bit of the MAC-I.		RBS-012
- RRC message sequence number		SS provides the value of this IE, from its internal counter.		RBS-013
Integrity protection mode info		Not Present		RBS-014
Ciphering mode info		Not Present		RBS-015
Sr-vcc-Info		Not Present		
Activation time	A1, A2, A3, A11 , A9 , A12, A13, A14, A15, A16 , A17, A17a, A17b, A17d, A17e, A18, A19, A19a, A19b, A20, A21, A22 , A23, A28a , A25, A25a, A25b, A26, A27, A27a, A28, A30 , A25c A33, A34, A35, A36, A37	$(256 + \text{CFN} - (\text{CFN} \bmod 8 + 8)) \bmod 256$	Rel-5 Rel-6 Rel-7 Rel-7 Rel-8 Rel-8 Rel-9 Rel-10	RBS-016 RBS-017 RBS-018 RBS-019 RBS-020 RBS-021 RBS-021b
Activation time	A4, A5, A6, A7, A8 A10, A24, A29 , A31, A32	Not Present	Rel-5 Rel-8 Rel-9	RBS-022 RBS-023 RBS-024 RBS-025
New U-RNTI	A1, A2, A3, A4, A5, A6, A7, A8, A11 , A9, A10 , A12, A13, A14, A15, A16 , A17, A17a, A17b, A17c, A17d, A17e, A18, A19, A19a, A19b, A20, A21, A22, A24 , A23, A28a	Not Present	Rel-5 Rel-6 Rel-7 Rel-7 Rel-8	RBS-026 RBS-027 RBS-028 RBS-029 RBS-030

Information Element	Condition	Value/remark	Version	Index
	, A25, A25a, A25b, A26, A27, A27a, A28, A29, A30, A25c, A31, A32, A33, A34, A35, A36, A37		Rel-8 Rel-9 Rel-10	RBS-031 RBS-032
New C-RNTI	A1, A2, A3, A4, A7, A8, A11, A9, A10, A12, A13, A14, A15, A16, A17, A17a, A17b, A17c, A17d, A17e, A18, A19, A19a, A19b, A20, A21, A22, A24, A23, A28a, A25, A25a, A25b, A26, A27, A27a, A28, A29, A30, A25c, A31, A32, A33, A34, A35, A36, A37	Not Present	Rel-5 Rel-6 Rel-7 Rel-7 Rel-8 Rel-8 Rel-9 Rel-10	RBS-033 RBS-034 RBS-035 RBS-036 RBS-037 RBS-038 RBS-039
New C-RNTI	A5, A6	'1010 1010 1010 1010'		RBS-040
New DSCH-RNTI	A1, A2, A3, A4, A5, A6, A7, A8, A11	Not Present	R99 and Rel-4 only	RBS-041
New H-RNTI	A1, A2, A3, A4, A5, A6, A7, A8, A11, A29, A30, A31, A32	Not Present	Rel-5 Rel-9	RBS-042 RBS-043 RBS-044
New H-RNTI	A9, A10, A12, A13, A14, A15, A16, A17, A17a, A17b, A17c, A17d, A17e, A18, A19, A19a, A19b, A20, A21, A22, A24, A23, A28a, A25, A25a, A25b, A26, A27, A27a, A28, A25c, A33, A34, A35, A36, A37	'1010 1010 1010 1010'	Rel-5 Rel-6 Rel-7 Rel-7 Rel-8 Rel-8 Rel-9 Rel-10	RBS-045 RBS-046 RBS-047 RBS-048 RBS-049 RBS-049b
New Primary E-RNTI	A1, A2, A3, A4, A5, A6, A7, A8, A9, A10, A11, A17, A17a, A18, A24, A28a, A25, A25a, A25b, A28, A29, A30, A31, A32	Not Present	Rel-6 Rel-7 Rel-8 Rel-9	RBS-050 RBS-051 RBS-052 RBS-053
New Primary E-RNTI	A12, A13, A14, A15, A16, A17b, A17c, A17d, A17e, A19, A19a, A19b, A20, A21, A22, A23	'1010 1010 1010 1010'	Rel-6 Rel-7 Rel-7 Rel-8	RBS-054 RBS-055 RBS-056

Information Element	Condition	Value/remark	Version	Index
	A26, A27, A27a		Rel-8	RBS-057
	A25c A33, A34, A35, A36, A37		Rel-9 Rel-10	RBS-057b
New Secondary E-RNTI	A1, A2, A3, A4, A5, A6, A7, A8, A9, A10, A11, A12, A13, A14, A15, A16 , A17, A17a, A17b, A17c, A17d, A17e, A18, A19, A19a, A19b, A20, A21, A22, A24 , A23, A28a , A25, A25a, A25b, A26, A27, A27a, A28, A29, A30 , A31, A32 A33, A34, A35, A36, A37	Not Present	Rel-6 Rel-7 Rel-7 Rel-8 Rel-8 Rel-9 Rel-10	RBS-058 RBS-059 RBS-060 RBS-061 RBS-062
RRC State indicator	A1, A2, A3, A4, A7, A8, A11 , A9, A10 , A12, A13, A14, A15, A16 , A17, A17a, A17b, A17c, A17d, A17e, A18, A19, A19a, A19b, A20, A21, A22 , A23, A28a , A25, A25a, A25b, A26, A27, A27a, A28, A30 , A25c, A31, A32, A33, A34, A35, A36, A37	CELL_DCH	Rel-5 Rel-6 Rel-7 Rel-7 Rel-8 Rel-8 Rel-9 Rel-10	RBS-063 RBS-064 RBS-065 RBS-066 RBS-067 RBS-068 RBS-069
RRC State indicator	A5, A6, A24 A29	CELL_FACH	Rel-7	RBS-070 RBS-071 RBS-072
UTRAN DRX cycle length coefficient	A1, A2, A3, A4, A5, A6, A7, A8, A11 , A9, A10 , A12, A13, A14, A15, A16 , A17, A17a, A17b, A17c, A17d, A17e, A18, A19, A19a, A19b, A20, A21, A22, A24 , A23, A28a , A25, A25a, A25b, A26, A27, A27a, A28, A29, A30 , A25c, A31, A32, A33, A34, A35, A36, A37	Not Present	Rel-5 Rel-6 Rel-7 Rel-7 Rel-8 Rel-8 Rel-9 Rel-10	RBS-073 RBS-074 RBS-075 RBS-076 RBS-077 RBS-078 RBS-079
CN information info		Not Present		RBS-080
URA identity		Not Present		RBS-081

Information Element	Condition	Value/remark	Version	Index
RNC support for change of UE capability		Not Present	Rel-7	RBS-082
CHOICE Specification mode		Complete specification	Rel-6	RBS-083
- Signalling RB information to setup		Not Present		RBS-084

Information Element	Condition	Value/remark	Version	Index		
<ul style="list-style-type: none"> - RAB information for setup - RAB info - RAB identity - CN domain identity - NAS Synchronization Indicator - Re-establishment timer - RB information to setup - RB identity - PDCP info - CHOICE RLC info type - CHOICE Uplink RLC mode - Transmission RLC discard - Segmentation indication - CHOICE Downlink RLC mode - Segmentation indication - RB mapping info - Information for each multiplexing option - RLC logical channel mapping indicator - Number of uplink RLC logical channels - Uplink transport channel type - UL Transport channel identity - Logical channel identity - CHOICE RLC size list - MAC logical channel priority - Downlink RLC logical channel info - Number of downlink RLC logical channels - Downlink transport channel type - DL DCH Transport channel identity - DL DSCH Transport channel identity - Logical channel identity 	A1, A7	0000 0001B The first/ leftmost bit of the bit string contains the most significant bit of the RAB identity. CS domain Not Present useT314 10 Not Present RLC info TM RLC Not Present FALSE TM RLC FALSE		RBS-085 RBS-086 RBS-087 RBS-088 RBS-089 RBS-090 RBS-091 RBS-092 RBS-093 RBS-094 RBS-095 RBS-096 RBS-097 RBS-098 RBS-099 RBS-100 RBS-101 RBS-102 RBS-103 RBS-104 RBS-105 RBS-106 RBS-107 RBS-108 RBS-109 RBS-110 RBS-111 RBS-112 RBS-113 RBS-114		
		<ul style="list-style-type: none"> - RAB information for setup - RAB info - RAB identity - CN domain identity - NAS Synchronization Indicator - Re-establishment timer - RB information to setup - RB identity - PDCP info - CHOICE RLC info type - CHOICE Uplink RLC mode - Transmission RLC discard - Segmentation indication - CHOICE Downlink RLC mode - Segmentation indication - RB mapping info - Information for each multiplexing option - RLC logical channel mapping indicator - Number of uplink RLC logical channels - Uplink transport channel type 	A2, A8	0000 0001B The first/ leftmost bit of the bit string contains the most significant bit of the RAB identity. CS domain Not Present useT314 10 Not Present RLC info TM RLC Not Present FALSE TM RLC FALSE		RBS-115 RBS-116 RBS-117 RBS-118 RBS-119 RBS-120 RBS-121 RBS-122 RBS-123 RBS-124 RBS-125 RBS-126 RBS-127 RBS-128 RBS-129 RBS-130 RBS-131 RBS-132 RBS-133 RBS-134

Information Element	Condition	Value/remark	Version	Index
- UL Transport channel identity		1		RBS-135
- Logical channel identity		Not Present		RBS-136
- CHOICE RLC size list		Configured		RBS-137
- MAC logical channel priority		6		RBS-138
- Downlink RLC logical channel				RBS-139
info				
- Number of downlink RLC logical channels		1		RBS-140
- Downlink transport channel		DCH		RBS-141
type				
- DL DCH Transport channel		6		RBS-142
identity				
- DL DSCH Transport channel		Not Present		RBS-143
identity				
- Logical channel identity		Not Present		RBS-144
- RB identity		11		RBS-145
- PDCP info		Not Present		RBS-146
- CHOICE RLC info type		RLC info		RBS-147
- CHOICE Uplink RLC mode		TM RLC		RBS-148
- Transmission RLC discard		Not Present		RBS-149
- Segmentation indication		FALSE		RBS-150
- CHOICE Downlink RLC mode		TM RLC		RBS-151
- Segmentation indication		FALSE		RBS-152
- RB mapping info				RBS-153
- Information for each multiplexing				RBS-154
option				
- RLC logical channel mapping		Not Present		RBS-155
indicator				
- Number of uplink RLC logical channels		1		RBS-156
channels				
- Uplink transport channel type		DCH		RBS-157
- UL Transport channel identity		2		RBS-158
- Logical channel identity		Not Present		RBS-159
- CHOICE RLC size list		Configured		RBS-160
- MAC logical channel priority		6		RBS-161
- Downlink RLC logical channel				RBS-162
info				
- Number of downlink RLC logical channels		1		RBS-163
channels				
- Downlink transport channel		DCH		RBS-164
type				
- DL DCH Transport channel		7		RBS-165
identity				
- DL DSCH Transport channel		Not Present		RBS-166
identity				
- Logical channel identity		Not Present		RBS-167
- RB identity		12		RBS-168
- PDCP info		Not Present		RBS-169
- CHOICE RLC info type		RLC info		RBS-170
- CHOICE Uplink RLC mode		TM RLC		RBS-171
- Transmission RLC discard		Not Present		RBS-172
- Segmentation indication		FALSE		RBS-173
- CHOICE Downlink RLC mode		TM RLC		RBS-174
- Segmentation indication		FALSE		RBS-175
- RB mapping info				RBS-176
- Information for each multiplexing				RBS-177
option				
- RLC logical channel mapping		Not Present		RBS-178
indicator				
- Number of uplink RLC logical channels		1		RBS-179
channels				
- Uplink transport channel type		DCH		RBS-180
- UL Transport channel identity		3		RBS-181
- Logical channel identity		Not Present		RBS-182
- CHOICE RLC size list		Configured		RBS-183
- MAC logical channel priority		6		RBS-184
- Downlink RLC logical channel				RBS-185

Information Element	Condition	Value/remark	Version	Index
info				
- Number of downlink RLC logical channels		1		RBS-186
- Downlink transport channel type		DCH		RBS-187
- DL DCH Transport channel identity		8		RBS-188
- DL DSCH Transport channel identity		Not Present		RBS-189
- Logical channel identity		Not Present		RBS-190
- RAB information for setup	A3, A4, A5, A6	(AM DTCH for PS domain)		RBS-191
- RAB info		0000 0101B		RBS-192
- RAB identity		The first/ leftmost bit of the bit string contains the most significant bit of the RAB identity.		RBS-193
- CN domain identity		PS domain		RBS-194
- NAS Synchronization Indicator		Not Present		RBS-195
- Re-establishment timer		useT315		RBS-196
- RB information to setup				RBS-197
- RB identity		20		RBS-198
- PDCP info				RBS-199
- Support for lossless SRNS relocation		FALSE		RBS-200
- Max PDCP SN window size		Not present		RBS-201
- PDCP PDU header		Absent		RBS-202
- Header compression information		Not present		RBS-203
- CHOICE RLC info type		RLC info		RBS-204
- CHOICE Uplink RLC mode		AM RLC		RBS-205
- Transmission RLC discard				RBS-206
- CHOICE SDU discard mode		No Discard		RBS-207
- MAX_DAT		15		RBS-208
- Transmission window size		128		RBS-209
- Timer_RST		500		RBS-210
- Max_RST		4		RBS-211
- Polling info				RBS-212
- Timer_poll_prohibit		200		RBS-213
- Timer_poll		200		RBS-214
- Poll_PDU		Not Present		RBS-215
- Poll_SDU		1		RBS-216
- Last transmission PDU poll		TRUE		RBS-217
- Last retransmission PDU poll		TRUE		RBS-218
- Poll_Windows		99		RBS-219
- Timer_poll_periodic		Not Present		RBS-220
- CHOICE Downlink RLC mode		AM RLC		RBS-221
- CHOICE Downlink RLC PDU Size		Reference to clause 6 Parameter Set	Rel-5	RBS-222
- In-sequence delivery		TRUE		RBS-223
- Receiving window size		128		RBS-224
- Downlink RLC status info				RBS-225
- Timer_status_prohibit		200		RBS-226
- Timer_EPC		Not Present		RBS-227
- Missing PDU indicator		TRUE		RBS-228
- Timer_STATUS_periodic		Not Present		RBS-229
- RB mapping info				RBS-230
- Information for each multiplexing option		2 RBMuxOptions		RBS-231
- RLC logical channel mapping indicator		Not Present		RBS-232
- Number of uplink RLC logical channels		1		RBS-233
- Uplink transport channel type		DCH		RBS-234
- UL Transport channel identity		1		RBS-235
- Logical channel identity		Not Present		RBS-236
- CHOICE RLC size list		Configured		RBS-237
- MAC logical channel priority		8		RBS-238

Information Element	Condition	Value/remark	Version	Index
- Downlink RLC logical channel info				RBS-239
- Number of downlink RLC logical channels		1		RBS-240
- Downlink transport channel type		DCH		RBS-241
- DL DCH Transport channel identity		6		RBS-242
- DL DSCH Transport channel identity		Not Present		RBS-243
- Logical channel identity		Not Present		RBS-244
- RLC logical channel mapping indicator		Not Present		RBS-245
- Number of uplink RLC logical channels		1		RBS-246
- Uplink transport channel type		RACH		RBS-247
- UL Transport channel identity		Not Present		RBS-248
- Logical channel identity		7		RBS-249
- CHOICE RLC size list		Explicit list		RBS-250
- RLC size index		Reference to clause 6 Parameter Set		RBS-251
- MAC logical channel priority		8		RBS-252
- Downlink RLC logical channel info				RBS-253
- Number of downlink RLC logical channels		1		RBS-254
- Downlink transport channel type		FACH		RBS-255
- DL DCH Transport channel identity		Not Present		RBS-256
- DL DSCH Transport channel identity		Not Present		RBS-257
- Logical channel identity		7		RBS-258
- RAB information for setup	A9		Rel-5	RBS-259
- RAB info		(high-speed AM DTCH for PS domain)		RBS-260
- RAB identity		0000 0101B		RBS-261
		The first/ leftmost bit of the bit string contains the most significant bit of the RAB identity.		
- CN domain identity		PS domain		RBS-262
- NAS Synchronization Indicator		Not Present		RBS-263
- Re-establishment timer		useT315		RBS-264
- RB information to setup				RBS-265
- RB identity		25		RBS-266
- PDCP info				RBS-267
- Support for lossless SRNS relocation		FALSE		RBS-268
- Max PDCP SN window size		Not present		RBS-269
- PDCP PDU header		Absent		RBS-270
- Header compression information		Not present		RBS-271
- CHOICE RLC info type		RLC info		RBS-272
- CHOICE Uplink RLC mode		AM RLC		RBS-273
- Transmission RLC discard				RBS-274
- CHOICE SDU discard mode		No Discard		RBS-275
- MAX_DAT		15		RBS-276
- Transmission window size		128		RBS-277
- Timer_RST		500		RBS-278
- Max_RST		4		RBS-279
- Polling info				RBS-280
- Timer_poll_prohibit		100		RBS-281
- Timer_poll		100		RBS-282
- Poll_PDU		Not Present		RBS-283
- Poll_SDU		1		RBS-284
- Last transmission PDU poll		TRUE		RBS-285
- Last retransmission PDU poll		TRUE		RBS-286
- Poll_Windows		99		RBS-287
- Timer_poll_periodic		Not Present		RBS-288

Information Element	Condition	Value/remark	Version	Index
Size	- CHOICE Downlink RLC mode	AM RLC		RBS-289
	- CHOICE Downlink RLC PDU	Reference to clause 6 Parameter Set		RBS-290
establishment	- In-sequence delivery	TRUE		RBS-291
	- Receiving window size	768		RBS-292
option	- Downlink RLC status info			RBS-293
	- Timer_status_prohibit	100		RBS-294
indicator	- Timer_EPC	Not Present		RBS-295
	- Missing PDU indicator	TRUE		RBS-296
channels	- Timer_STATUS_periodic	Not Present		RBS-297
	- One sided RLC re-	FALSE		RBS-298
info	- RB mapping info			RBS-299
	- Information for each multiplexing	3 RBMuxOptions		RBS-300
option	- RLC logical channel mapping	Not Present		RBS-301
	- Number of uplink RLC logical	1		RBS-302
indicator	- Uplink transport channel type	DCH		RBS-303
	- UL Transport channel identity	1		RBS-304
channels	- Logical channel identity	Not Present		RBS-305
	- CHOICE RLC size list	Configured		RBS-306
info	- MAC logical channel priority	8		RBS-307
	- Downlink RLC logical channel			RBS-308
logical channels	- Number of downlink RLC	1		RBS-309
	- Downlink transport channel	DCH		RBS-310
type	- DL DCH Transport channel	6		RBS-311
	- DL DSCH Transport channel	Not Present		RBS-312
identity	- DL HS-DSCH MAC-d flow	Not Present		RBS-313
	- Logical channel identity	Not Present		RBS-314
indicator	- RLC logical channel mapping	Not Present		RBS-315
	- Number of uplink RLC logical	1		RBS-316
channels	- Uplink transport channel type	DCH		RBS-317
	- UL Transport channel identity	1		RBS-318
info	- Logical channel identity	Not Present		RBS-319
	- CHOICE RLC size list	Configured		RBS-320
option	- MAC logical channel priority	8		RBS-321
	- Downlink RLC logical channel			RBS-322
type	- Number of downlink RLC logical	1		RBS-323
	- Downlink transport channel	HS-DSCH		RBS-324
identity	- DL DCH Transport channel	Not Present		RBS-325
	- DL DSCH Transport channel	Not Present		RBS-326
indicator	- DL HS-DSCH MAC-d flow	0		RBS-327
	- Logical channel identity	Not Present		RBS-328
channels	- RLC logical channel mapping	Not Present		RBS-329
	- Number of uplink RLC logical	1		RBS-330
option	- Uplink transport channel type	RACH		RBS-331
	- UL Transport channel identity	Not Present		RBS-332
indicator	- Logical channel identity	7		RBS-333
	- CHOICE RLC size list	Explicit list		RBS-334

Information Element	Condition	Value/remark	Version	Index
<ul style="list-style-type: none"> - RLC size index - MAC logical channel priority - Downlink RLC logical channel info - Number of downlink RLC logical channels - Downlink transport channel type - DL DCH Transport channel identity - DL DSCH Transport channel identity - Logical channel identity 		Reference to clause 6 Parameter Set 8 1 FACH Not Present Not Present 7		RBS-335 RBS-336 RBS-337 RBS-338 RBS-339 RBS-340 RBS-341 RBS-342
<ul style="list-style-type: none"> - RAB information for setup - RAB info - RAB identity - CN domain identity - NAS Synchronization Indicator - Re-establishment timer - RB information to setup - RB identity - PDCP info - Support for lossless SRNS relocation - Max PDCP SN window size - PDCP PDU header - Header compression information - CHOICE RLC info type - CHOICE Uplink RLC mode - Transmission RLC discard - CHOICE SDU discard mode - MAX_DAT - Transmission window size - Timer_RST - Max_RST - Polling info - Timer_poll_prohibit - Timer_poll - Poll_PDU - Poll_SDU - Last transmission PDU poll - Last retransmission PDU poll - Poll_Windows - Timer_poll_periodic - CHOICE Downlink RLC mode - CHOICE Downlink RLC PDU Size - In-sequence delivery - Receiving window size - Downlink RLC status info - Timer_status_prohibit - Timer_EPC - Missing PDU indicator - Timer_STATUS_periodic - One sided RLC re-establishment - RB mapping info - Information for each multiplexing option - RLC logical channel mapping indicator - Number of uplink RLC logical channels 	A10	(high-speed AM DTCH for PS domain) 0000 0101B The first/ leftmost bit of the bit string contains the most significant bit of the RAB identity. PS domain Not Present useT315 25 FALSE Not present Absent Not present RLC info AM RLC No Discard 15 128 500 4 100 100 Not Present 1 TRUE TRUE 99 Not Present AM RLC Reference to clause 6 Parameter Set TRUE 768 100 Not Present TRUE Not Present FALSE 1 RBMuxOption Not present 1	Rel-5	RBS-343 RBS-344 RBS-345 RBS-346 RBS-347 RBS-348 RBS-349 RBS-350 RBS-351 RBS-352 RBS-353 RBS-354 RBS-355 RBS-356 RBS-357 RBS-358 RBS-359 RBS-360 RBS-361 RBS-362 RBS-363 RBS-364 RBS-365 RBS-366 RBS-367 RBS-368 RBS-369 RBS-370 RBS-371 RBS-372 RBS-373 RBS-374 RBS-375 RBS-376 RBS-377 RBS-378 RBS-379 RBS-380 RBS-381 RBS-382 RBS-383 RBS-384 RBS-385 RBS-386

Information Element	Condition	Value/remark	Version	Index
- Uplink transport channel type		DCH		RBS-387
- UL Transport channel identity		1		RBS-388
- Logical channel identity		Not Present		RBS-389
- CHOICE RLC size list		Configured		RBS-390
- MAC logical channel priority		8		RBS-391
- Downlink RLC logical channel				RBS-392
info				
- Number of downlink RLC		1		RBS-393
logical channels				
- Downlink transport channel		HS-DSCH		RBS-394
type				
- DL DCH Transport channel		Not present		RBS-395
identity				
- DL DSCH Transport channel		Not present		RBS-396
identity				
- DL HS-DSCH MAC-d flow		0		RBS-397
identity				
- Logical channel identity		Not Present		RBS-398
- RAB information for setup	A11	(AM DTCH for PS domain)		RBS-399
- RAB info		0000 0101B		RBS-400
- RAB identity		The first/ leftmost bit of the bit string contains the most significant bit of the RAB identity.		RBS-401
		PS domain		RBS-402
- CN domain identity		Not Present		RBS-403
- NAS Synchronization Indicator		useT315		RBS-404
- Re-establishment timer				RBS-405
- RB information to setup				RBS-406
- RB identity		20		RBS-407
- PDCP info		FALSE		RBS-408
- Support for lossless SRNS				
relocation				
- Max PDCP SN window size		Not present		RBS-409
- PDCP PDU header		Absent		RBS-410
- Header compression		Not present		RBS-411
information				
- CHOICE RLC info type		RLC info		RBS-412
- CHOICE Uplink RLC mode		AM RLC		RBS-413
- Transmission RLC discard				RBS-414
- CHOICE SDU discard mode		No Discard		RBS-415
- MAX_DAT		15		RBS-416
- Transmission window size		128		RBS-417
- Timer_RST		500		RBS-418
- Max_RST		4		RBS-419
- Polling info				RBS-420
- Timer_poll_prohibit		200		RBS-421
- Timer_poll		200		RBS-422
- Poll_PDU		Not Present		RBS-423
- Poll_SDU		1		RBS-424
- Last transmission PDU poll		TRUE		RBS-425
- Last retransmission PDU poll		TRUE		RBS-426
- Poll_Windows		99		RBS-427
- Timer_poll_periodic		Not Present		RBS-428
- CHOICE Downlink RLC mode		AM RLC		RBS-429
- CHOICE Downlink RLC PDU		Reference to clause 6 Parameter Set	Rel-5	RBS-430
Size				
- In-sequence delivery		TRUE		RBS-431
- Receiving window size		128		RBS-432
- Downlink RLC status info				RBS-433
- Timer_status_prohibit		200		RBS-434
- Timer_EPC		Not Present		RBS-435
- Missing PDU indicator		TRUE		RBS-436
- Timer_STATUS_periodic		Not Present		RBS-437
- RB mapping info				RBS-438
- Information for each multiplexing		2 RBMuxOptions		RBS-439
option				
- RLC logical channel mapping		Not Present		RBS-440

Information Element	Condition	Value/remark	Version	Index
indicator				
- Number of uplink RLC logical channels		1		RBS-441
- Uplink transport channel type		DCH		RBS-442
- UL Transport channel identity		4		RBS-443
- Logical channel identity		Not Present		RBS-444
- CHOICE RLC size list		Configured		RBS-445
- MAC logical channel priority		8		RBS-446
- Downlink RLC logical channel				RBS-447
info				
- Number of downlink RLC logical channels		1		RBS-448
- Downlink transport channel type		DCH		RBS-449
- DL DCH Transport channel identity		9		RBS-450
- DL DSCH Transport channel identity		Not Present		RBS-451
- Logical channel identity		Not Present		RBS-452
- RLC logical channel mapping		Not Present		RBS-453
indicator				
- Number of uplink RLC logical channels		1		RBS-454
- Uplink transport channel type		RACH		RBS-455
- UL Transport channel identity		Not Present		RBS-456
- Logical channel identity		7		RBS-457
- CHOICE RLC size list		Explicit list		RBS-458
- RLC size index		Reference to clause 6 Parameter Set		RBS-459
- MAC logical channel priority		8		RBS-460
- Downlink RLC logical channel				RBS-461
info				
- Number of downlink RLC logical channels		1		RBS-462
- Downlink transport channel type		FACH		RBS-463
- DL DCH Transport channel identity		Not Present		RBS-464
- DL DSCH Transport channel identity		Not Present		RBS-465
- Logical channel identity		7		RBS-466
- RAB information for setup	A12 A19		Rel-6 Rel-7	RBS-467
- RAB info		(high-speed AM DTCH for PS domain)		RBS-468
- RAB identity		0000 0101B		RBS-469
		The first/ leftmost bit of the bit string contains the most significant bit of the RAB identity.		RBS-470
- CN domain identity		PS domain		RBS-471
- NAS Synchronization Indicator		Not Present		RBS-472
- Re-establishment timer		useT315		RBS-473
- RB information to setup				RBS-474
- RB identity		25		RBS-475
- PDCP info				RBS-476
- Support for lossless SRNS relocation		FALSE		RBS-477
- Max PDCP SN window size		Not present		RBS-478
- PDCP PDU header		Absent		RBS-479
- Header compression		Not present		RBS-480
information				
- CHOICE RLC info type		RLC info		RBS-481
- CHOICE Uplink RLC mode		AM RLC		RBS-482
- Transmission RLC discard				RBS-483
- CHOICE SDU discard mode		No Discard		RBS-484
- MAX_DAT		15		RBS-485
- Transmission window size		256		RBS-486
- Timer_RST		500		RBS-487
- Max_RST		4		RBS-488

Information Element	Condition	Value/remark	Version	Index
- Polling info				RBS-489
- Timer_poll_prohibit		100		RBS-490
- Timer_poll		100		RBS-491
- Poll_PDU		Not Present		RBS-492
- Poll_SDU		1		RBS-493
- Last transmission PDU poll		TRUE		RBS-494
- Last retransmission PDU poll		TRUE		RBS-495
- Poll_Windows		99		RBS-496
- Timer_poll_periodic		Not Present		RBS-497
- CHOICE Downlink RLC mode		AM RLC		RBS-498
- CHOICE Downlink RLC PDU		Reference to clause 6 Parameter Set		RBS-499
Size				
- In-sequence delivery		TRUE		RBS-500
- Receiving window size		768		RBS-501
- Downlink RLC status info				RBS-502
- Timer_status_prohibit		100		RBS-503
- Timer_EPC		Not Present		RBS-504
- Missing PDU indicator		TRUE		RBS-505
- Timer_STATUS_periodic		Not Present		RBS-506
- One sided RLC re-		FALSE		RBS-507
establishment				
- RB mapping info				RBS-508
- Information for each multiplexing		3 RBMuxOptions		RBS-509
option				
- RLC logical channel mapping		Not Present		RBS-510
indicator				
- Number of uplink RLC logical		1		RBS-511
channels				
- Uplink transport channel type		DCH		RBS-512
- UL Transport channel identity		1		RBS-513
- Logical channel identity		Not Present		RBS-514
- CHOICE RLC size list		Configured		RBS-515
- MAC logical channel priority		8		RBS-516
- Downlink RLC logical channel				RBS-517
info				
- Number of downlink RLC		1		RBS-518
logical channels				
- Downlink transport channel		DCH		RBS-519
type				
- DL DCH Transport channel		6		RBS-520
identity				
- DL DSCH Transport channel		Not Present		RBS-521
identity				
- DL HS-DSCH MAC-d flow		Not Present		RBS-522
identity				
- Logical channel identity		Not Present		RBS-523
- RLC logical channel mapping		Not Present		RBS-524
indicator				
- Number of uplink RLC logical		1		RBS-525
channels				
- Uplink transport channel type		E-DCH		RBS-526
- Logical channel identity		7		RBS-527
- E-DCH MAC-d flow identity		2		RBS-528
- CHOICE RLC PDU size	MAC-I-FIXED	Fixed size	Rel-8	RBS-529
- DDI		5		RBS-530
- RLC PDU size list		1 RLC PDU size		RBS-531
- RLC PDU size		336 bits		RBS-532
- CHOICE RLC PDU size	MAC-I-FLEX	Flexible size	Rel-8	RBS-533
- Length indicator size		15 bit		RBS-534
- Minimum UL RLC PDU size		See clause 6.10		RBS-535
- Largest UL RLC PDU size		See clause 6.10		RBS-536
- Include in scheduling info		TRUE		RBS-537
- MAC logical channel priority		8		RBS-538
- Downlink RLC logical channel				RBS-539
info				
- Number of downlink RLC logical		1		RBS-540
channels				

Information Element	Condition	Value/remark	Version	Index
- Downlink transport channel type		HS-DSCH		RBS-541
- DL DCH Transport channel identity		Not Present		RBS-542
- DL DSCH Transport channel identity		Not Present		RBS-543
- DL HS-DSCH MAC-d flow identity		0		RBS-544
- Logical channel identity		Not Present		RBS-545
- RLC logical channel mapping indicator		Not Present		RBS-546
- Number of uplink RLC logical channels		1		RBS-547
- Uplink transport channel type		RACH		RBS-548
- UL Transport channel identity		Not Present		RBS-549
- Logical channel identity		7		RBS-550
- CHOICE RLC size list		Explicit list		RBS-551
- RLC size index		Reference to clause 6 Parameter Set		RBS-552
- MAC logical channel priority		8		RBS-553
- Downlink RLC logical channel info				RBS-554
- Number of downlink RLC logical channels		1		RBS-555
- Downlink transport channel type		FACH		RBS-556
- DL DCH Transport channel identity		Not Present		RBS-557
- DL DSCH Transport channel identity		Not Present		RBS-558
- RAB information for setup	A13, A14, A15, A16, A19a, A19b	(high-speed AM DTCH for PS domain) 0000 0101B The first/ leftmost bit of the bit string contains the most significant bit of the RAB identity.	Rel-6 Rel-7	RBS-559 RBS-560 RBS-561 RBS-562
- RAB info				
- RAB identity				
- CN domain identity		PS domain		RBS-563
- NAS Synchronization Indicator		Not Present		RBS-564
- Re-establishment timer		useT315		RBS-565
- RB information to setup				RBS-566
- RB identity		25		RBS-567
- PDCP info				RBS-568
- Support for lossless SRNS relocation		FALSE		RBS-569
- Max PDCP SN window size		Not present		RBS-570
- PDCP PDU header		Absent		RBS-571
- Header compression information		Not present		RBS-572
- CHOICE RLC info type		RLC info		RBS-573
- CHOICE Uplink RLC mode		AM RLC		RBS-574
- Transmission RLC discard				RBS-575
- CHOICE SDU discard mode		No Discard		RBS-576
- MAX_DAT		15		RBS-577
- Transmission window size		256		RBS-578
- Timer_RST		500		RBS-579
- Max_RST		4		RBS-580
- Polling info				RBS-581
- Timer_poll_prohibit		100		RBS-582
- Timer_poll		100		RBS-583
- Poll_PDU		Not Present		RBS-584
- Poll_SDU		1		RBS-585
- Last transmission PDU poll		TRUE		RBS-586
- Last retransmission PDU poll		TRUE		RBS-587
- Poll_Windows		99		RBS-588
- Timer_poll_periodic		Not Present		RBS-589
- CHOICE Downlink RLC mode		AM RLC		RBS-590
- CHOICE Downlink RLC PDU		Reference to clause 6 Parameter Set		RBS-591

Information Element	Condition	Value/remark	Version	Index
Size		TRUE		RBS-592
- In-sequence delivery		768		RBS-593
- Receiving window size				RBS-594
- Downlink RLC status info		100		RBS-595
- Timer_status_prohibit		Not Present		RBS-596
- Timer_EPC		TRUE		RBS-597
- Missing PDU indicator		Not Present		RBS-598
- Timer_STATUS_periodic		FALSE		RBS-599
- One sided RLC re-establishment				
- RB mapping info				RBS-600
- Information for each multiplexing option		1 RBMuxOption		RBS-601
- RLC logical channel mapping indicator		Not Present		RBS-602
- Number of uplink RLC logical channels		1		RBS-603
- Uplink transport channel type		E-DCH		RBS-604
- Logical channel identity		7		RBS-605
- E-DCH MAC-d flow identity		2		RBS-606
- CHOICE RLC PDU size	MAC-I-FIXED	Fixed size	Rel-8	RBS-607
- DDI		5		RBS-608
- RLC PDU size list		1 RLC PDU size		RBS-609
- RLC PDU size		336 bits		RBS-610
- CHOICE RLC PDU size	MAC-I-FLEX	Flexible size	Rel-8	RBS-611
- Length indicator size		- 15 bit		RBS-612
- Minimum UL RLC PDU size		See clause 6.10		RBS-613
- Largest UL RLC PDU size		See clause 6.10		RBS-614
- Include in scheduling info		TRUE		RBS-615
- MAC logical channel priority		8		RBS-616
- Downlink RLC logical channel info				
- Number of downlink RLC logical channels		1		RBS-618
- Downlink transport channel type		HS-DSCH		RBS-619
- DL DCH Transport channel identity		Not present		RBS-620
- DL DSCH Transport channel identity		Not present		RBS-621
- DL HS-DSCH MAC-d flow identity		0		RBS-622
- Logical channel identity		Not Present		RBS-623
- RAB information for setup	A15		Rel-6	RBS-624
- RAB info		(second high-speed AM DTCH for PS domain)		RBS-625
- RAB identity		0000 0110B		RBS-626
		The first/ leftmost bit of the bit string contains the most significant bit of the RAB identity.		
- CN domain identity		PS domain		RBS-627
- NAS Synchronization Indicator		Not Present		RBS-628
- Re-establishment timer		useT315		RBS-629
- RB information to setup				RBS-630
- RB identity		17		RBS-631
- PDCP info				RBS-632
- Support for lossless SRNS relocation		FALSE		RBS-633
- Max PDCP SN window size		Not present		RBS-634
- PDCP PDU header		Absent		RBS-635
- Header compression information		Not present		RBS-636
- CHOICE RLC info type		RLC info		RBS-637
- CHOICE Uplink RLC mode		AM RLC		RBS-638
- Transmission RLC discard				RBS-639
- CHOICE SDU discard mode		No Discard		RBS-640
- MAX_DAT		15		RBS-641

Information Element	Condition	Value/remark	Version	Index
- Transmission window size		256		RBS-642
- Timer_RST		500		RBS-643
- Max_RST		4		RBS-644
- Polling info				RBS-645
- Timer_poll_prohibit		100		RBS-646
- Timer_poll		100		RBS-647
- Poll_PDU		Not Present		RBS-648
- Poll_SDU		1		RBS-649
- Last transmission PDU poll		TRUE		RBS-650
- Last retransmission PDU poll		TRUE		RBS-651
- Poll_Windows		99		RBS-652
- Timer_poll_periodic		Not Present		RBS-653
- CHOICE Downlink RLC mode		AM RLC		RBS-654
- CHOICE Downlink RLC PDU		Reference to clause 6 Parameter Set		RBS-655
Size				
- In-sequence delivery		TRUE		RBS-656
- Receiving window size		768		RBS-657
- Downlink RLC status info				RBS-658
- Timer_status_prohibit		100		RBS-659
- Timer_EPC		Not Present		RBS-660
- Missing PDU indicator		TRUE		RBS-661
- Timer_STATUS_periodic		Not Present		RBS-662
- One sided RLC re-		FALSE		RBS-663
establishment				
- RB mapping info				RBS-664
- Information for each multiplexing		1 RBMuxOption		RBS-665
option				
- RLC logical channel mapping		Not Present		RBS-666
indicator				
- Number of uplink RLC logical		1		RBS-667
channels				
- Uplink transport channel type		E-DCH		RBS-668
- Logical channel identity		8		RBS-669
- E-DCH MAC-d flow identity		3		RBS-670
- CHOICE RLC PDU size	MAC-I-FIXED	Fixed size	Rel-8	RBS-671
- DDI		6		RBS-672
- RLC PDU size list		1 RLC PDU size		RBS-673
- RLC PDU size		336 bits		RBS-674
- CHOICE RLC PDU size	MAC-I-FLEX	Flexible size	Rel-8	RBS-675
- Length indicator size		- 15 bit		RBS-676
- Minimum UL RLC PDU size		See clause 6.10		RBS-677
- Largest UL RLC PDU size		See clause 6.10		RBS-678
- Include in scheduling info		TRUE		RBS-679
- MAC logical channel priority		8		RBS-680
- Downlink RLC logical channel				RBS-681
info				
- Number of downlink RLC		1		RBS-682
logical channels				
- Downlink transport channel		HS-DSCH		RBS-683
type				
- DL DCH Transport channel		Not present		RBS-684
identity				
- DL DSCH Transport channel		Not present		RBS-685
identity				
- DL HS-DSCH MAC-d flow		2		RBS-686
identity				
- Logical channel identity		Not Present		RBS-687
- RAB information for setup	A16 , A19b		Rel-6 Rel-7	RBS-688
- RAB info		(Conversational UM DTCH for PS domain)		RBS-689
- RAB identity		0000 0110B The first/ leftmost bit of the bit string contains the most significant bit of the RAB identity.		RBS-690
- CN domain identity		PS domain		RBS-691
- NAS Synchronization Indicator		Not Present		RBS-692

Information Element	Condition	Value/remark	Version	Index
- Re-establishment timer		useT314		RBS-693
- RB information to setup				RBS-694
- RB identity		27		RBS-695
- PDCP info				RBS-696
- Support for lossless SRNS relocation		FALSE		RBS-697
- Max PDCP SN window size		Not present		RBS-698
- PDCP PDU header		Absent		RBS-699
- Header compression		Not present		RBS-700
- CHOICE RLC info type		RLC info		RBS-701
- CHOICE Uplink RLC mode		UM RLC		RBS-702
- Transmission RLC discard		Not present		RBS-703
- CHOICE Downlink RLC mode		UM RLC		RBS-704
- DL UM RLC LI size		7		RBS-705
- DL Reception Window Size		32		RBS-706
- One sided RLC re-establishment		FALSE		RBS-707
- Alternative E-bit interpretation		Not present		RBS-708
- RB mapping info				RBS-709
- Information for each multiplexing option		1 RBMuxOption		RBS-710
- RLC logical channel mapping indicator		Not Present		RBS-711
- Number of uplink RLC logical channels		1		RBS-712
- Uplink transport channel type		E-DCH		RBS-713
- Logical channel identity		9		RBS-714
- E-DCH MAC-d flow identity		4		RBS-715
- CHOICE RLC PDU size	MAC-I-FIXED	Fixed size	Rel-8	RBS-716
- DDI		7		RBS-717
- RLC PDU size list		12 RLC PDU sizes		RBS-718
- RLC PDU size		96 bits		RBS-719
- RLC PDU size		112 bits		RBS-720
- RLC PDU size		144 bits		RBS-721
- RLC PDU size		160 bits		RBS-722
- RLC PDU size		176 bits		RBS-723
- RLC PDU size		192 bits		RBS-724
- RLC PDU size		208 bits		RBS-725
- RLC PDU size		224 bits		RBS-726
- RLC PDU size		288 bits		RBS-727
- RLC PDU size		296 bits		RBS-728
- RLC PDU size		312 bits		RBS-729
- RLC PDU size		336 bits		RBS-730
- CHOICE RLC PDU size	MAC-I-FLEX	Flexible size	Rel-8	RBS-731
- Length indicator size		Not present		RBS-732
- Minimum UL RLC PDU size		See clause 6.10		RBS-733
- Largest UL RLC PDU size		See clause 6.10		RBS-734
- Include in scheduling info		TRUE		RBS-735
- MAC logical channel priority		8		RBS-736
- Downlink RLC logical channel info				RBS-737
- Number of downlink RLC logical channels		1		RBS-738
- Downlink transport channel type		HS-DSCH		RBS-739
- DL DCH Transport channel identity		Not present		RBS-740
- DL DSCH Transport channel identity		Not present		RBS-741
- DL HS-DSCH MAC-d flow identity		3		RBS-742
- Logical channel identity		Not Present		RBS-743
- RAB information for setup	A17, A17a A25a, A28		Rel-7 Rel-8	RBS-744
- RAB info		(high-speed AM DTCH for PS domain)		RBS-745
- RAB identity		0000 0101B		RBS-746 RBS-747

Information Element	Condition	Value/remark	Version	Index
		The first/ leftmost bit of the bit string contains the most significant bit of the RAB identity.		
- CN domain identity		PS domain		RBS-748
- NAS Synchronization Indicator		Not Present		RBS-749
- Re-establishment timer		useT315		RBS-750
- RB information to setup				RBS-751
- RB identity		25		RBS-752
- PDCP info				RBS-753
- Support for lossless SRNS relocation		FALSE		RBS-754
- Max PDCP SN window size		Not present		RBS-755
- PDCP PDU header		Absent		RBS-756
- Header compression		Not present		RBS-757
information				
- CHOICE RLC info type		RLC info		RBS-758
- CHOICE Uplink RLC mode		AM RLC		RBS-759
- Transmission RLC discard				RBS-760
- CHOICE SDU discard mode		No Discard		RBS-761
- MAX_DAT		15		RBS-762
- Transmission window size		128		RBS-763
- Timer_RST		500		RBS-764
- Max_RST		4		RBS-765
- Polling info				RBS-766
- Timer_poll_prohibit		100		RBS-767
- Timer_poll		100		RBS-768
- Poll_PDU		Not Present		RBS-769
- Poll_SDU		1		RBS-770
- Last transmission PDU poll		TRUE		RBS-771
- Last retransmission PDU poll		TRUE		RBS-772
- Poll_Windows		99		RBS-773
- Timer_poll_periodic		Not Present		RBS-774
- CHOICE Downlink RLC mode		AM RLC		RBS-775
- CHOICE Downlink RLC PDU Size		Reference to clause 6 Parameter Set		RBS-776
- Length indicator size		This IE is present and set to "7" if Downlink RLC PDU Size is set to "Flexible"		RBS-777
- In-sequence delivery		TRUE		RBS-778
- Receiving window size		768		RBS-779
- Downlink RLC status info				RBS-780
- Timer_status_prohibit		100		RBS-781
- Timer_EPC		Not Present		RBS-782
- Missing PDU indicator		TRUE		RBS-783
- Timer_STATUS_periodic		Not Present		RBS-784
- One sided RLC re-establishment		FALSE		RBS-785
- Alternative E-bit interpretation		Not present		RBS-786
- Use special value of HE field		TRUE		RBS-787
- RB mapping info				RBS-788
- Information for each multiplexing option		1 RBMuxOption		RBS-789
- RLC logical channel mapping indicator		Not present		RBS-790
- Number of uplink RLC logical channels		1		RBS-791
- Uplink transport channel type		DCH		RBS-792
- UL Transport channel identity		1		RBS-793
- Logical channel identity		Not Present		RBS-794
- CHOICE RLC size list		Configured		RBS-795
- MAC logical channel priority		8		RBS-796
- Downlink RLC logical channel info				RBS-797
- Number of downlink RLC logical channels		1		RBS-798
- Downlink transport channel type		HS-DSCH		RBS-799

Information Element	Condition	Value/remark	Version	Index
identity - DL DCH Transport channel		Not present		RBS-800
identity - DL DSCH Transport channel		Not present		RBS-801
Queue Id - CHOICE DL MAC header type		MAC-ehs		RBS-802
- DL HS-DSCH MAC-ehs		0		RBS-803
- Logical channel identity		7		RBS-804
- RAB information for setup	A17b, A17c,A17d, A17e,A28a		Rel-7	RBS-805
- RAB info		(high-speed AM DTCH for PS domain)		RBS-806
- RAB identity		0000 0101B The first/ leftmost bit of the bit string contains the most significant bit of the RAB identity.		RBS-807
- CN domain identity		PS domain		RBS-808
- NAS Synchronization Indicator		Not Present		RBS-809
- Re-establishment timer		useT315		RBS-810
- RB information to setup				RBS-811
- RB identity		25		RBS-812
- PDCP info				RBS-813
- Support for lossless SRNS relocation		FALSE		RBS-814
- Max PDCP SN window size		Not present		RBS-815
- PDCP PDU header		Absent		RBS-816
- Header compression information		Not present		RBS-817
- CHOICE RLC info type		RLC info		RBS-818
- CHOICE Uplink RLC mode		AM RLC		RBS-819
- Transmission RLC discard				RBS-820
- CHOICE SDU discard mode		No Discard		RBS-821
- MAX_DAT		15		RBS-822
- Transmission window size		256		RBS-823
- Timer_RST		500		RBS-824
- Max_RST		4		RBS-825
- Polling info				RBS-826
- Timer_poll_prohibit		100		RBS-827
- Timer_poll		100		RBS-828
- Poll_PDU		Not Present		RBS-829
- Poll_SDU		1		RBS-830
- Last transmission PDU poll		TRUE		RBS-831
- Last retransmission PDU poll		TRUE		RBS-832
- Poll_Windows		99		RBS-833
- Timer_poll_periodic		Not Present		RBS-834
- CHOICE Downlink RLC mode		AM RLC		RBS-835
- CHOICE Downlink RLC PDU Size		Reference to clause 6 Parameter Set		RBS-836
- Length indicator size		This IE is present and set to "7" if Downlink RLC PDU Size is set to "Flexible"		RBS-837
- In-sequence delivery		TRUE		RBS-838
- Receiving window size		768		RBS-839
- Downlink RLC status info				RBS-840
- Timer_status_prohibit		100		RBS-841
- Timer_EPC		Not Present		RBS-842
- Missing PDU indicator		TRUE		RBS-843
- Timer_STATUS_periodic		Not Present		RBS-844
- One sided RLC re-establishment		FALSE		RBS-845
- Alternative E-bit interpretation		Not present		RBS-846
- Use special value of HE field		TRUE		RBS-847
- RB mapping info				RBS-848
- Information for each multiplexing option		1 RBMuxOption		RBS-849
- RLC logical channel mapping indicator		Not Present		RBS-850
- Number of uplink RLC logical		1		RBS-851

Information Element	Condition	Value/remark	Version	Index
channels				
- Uplink transport channel type		E-DCH		RBS-852
- Logical channel identity		7		RBS-853
- E-DCH MAC-d flow identity		2		RBS-854
- CHOICE RLC PDU size	MAC-I-FIXED	Fixed size	Rel-8	RBS-855
- DDI		5		RBS-856
- RLC PDU size list		1 RLC PDU size		RBS-857
- RLC PDU size		336 bits		RBS-858
- CHOICE RLC PDU size	MAC-I-FLEX	Flexible size	Rel-8	RBS-859
- Length indicator size		- 15 bit		RBS-860
- Minimum UL RLC PDU size		See clause 6.10		RBS-861
- Largest UL RLC PDU size		See clause 6.10		RBS-862
- Include in scheduling info		TRUE		RBS-863
- MAC logical channel priority		8		RBS-864
- Downlink RLC logical channel				RBS-865
info				
- Number of downlink RLC		1		RBS-866
logical channels				
- Downlink transport channel		HS-DSCH		RBS-867
type				
- DL DCH Transport channel		Not present		RBS-868
identity				
- DL DSCH Transport channel		Not present		RBS-869
identity				
- CHOICE DL MAC header type		MAC-ehs		RBS-870
- DL HS-DSCH MAC-ehs		0		RBS-871
Queue Id				
- Logical channel identity		7		RBS-872
- RAB information for setup	A18		Rel-7	RBS-873
- RAB info		(high-speed UM DTCH for PS domain)		RBS-874
- RAB identity		0000 0101B		RBS-875
		The first/ leftmost bit of the bit string contains the most significant bit of the RAB identity.		
- CN domain identity		PS domain		RBS-876
- NAS Synchronization Indicator		Not Present		RBS-877
- Re-establishment timer		useT315		RBS-878
- RB information to setup				RBS-879
- RB identity		25		RBS-880
- PDCP info				RBS-881
- Support for lossless SRNS		FALSE		RBS-882
relocation				
- Max PDCP SN window size		Not present		RBS-883
- PDCP PDU header		Absent		RBS-884
- Header compression		Not present		RBS-885
information				
- CHOICE RLC info type		RLC info		RBS-886
- CHOICE Uplink RLC mode		UM RLC		RBS-887
- Transmission RLC discard		Not present		RBS-888
- CHOICE Downlink RLC mode		UM RLC		RBS-889
- DL UM RLC LI size		7		RBS-890
- DL Reception Window Size		Not present		RBS-891
- One sided RLC re-establishment		FALSE		RBS-892
- Alternative E-bit interpretation		TRUE		RBS-893
- Use special value of HE field		Not present		RBS-894
- RB mapping info				RBS-895
- Information for each multiplexing		1 RBMuxOption		RBS-896
option				
- RLC logical channel mapping		Not present		RBS-897
indicator				
- Number of uplink RLC logical		1		RBS-898
channels				
- Uplink transport channel type		DCH		RBS-899
- UL Transport channel identity		1		RBS-900
- Logical channel identity		Not Present		RBS-901
- CHOICE RLC size list		Configured		RBS-902
- MAC logical channel priority		8		RBS-903

Information Element	Condition	Value/remark	Version	Index
- Downlink RLC logical channel info				RBS-904
- Number of downlink RLC logical channels		1		RBS-905
- Downlink transport channel type		HS-DSCH		RBS-906
- DL DCH Transport channel identity		Not present		RBS-907
- DL DSCH Transport channel identity		Not present		RBS-908
- CHOICE DL MAC header type		MAC-ehs		RBS-909
- DL HS-DSCH MAC-ehs		0		RBS-910
Queue Id				
- Logical channel identity		7		RBS-911
- RAB information for setup	,A20, A21	(high-speed AM DTCH for PS domain)	Rel-7	RBS-912
- RAB info		0000 0101B		RBS-913
- RAB identity		The first/ leftmost bit of the bit string contains the most significant bit of the RAB identity.		RBS-914
- CN domain identity		PS domain		RBS-915
- NAS Synchronization Indicator		Not Present		RBS-916
- Re-establishment timer		useT315		RBS-917
- RB information to setup				RBS-918
- RB identity		25		RBS-919
- PDCP info				RBS-920
- Support for lossless SRNS relocation		FALSE		RBS-921
- Max PDCP SN window size		Not present		RBS-922
- PDCP PDU header		Absent		RBS-923
- Header compression		Not present		RBS-924
information				
- CHOICE RLC info type		RLC info		RBS-925
- CHOICE Uplink RLC mode		AM RLC		RBS-926
- Transmission RLC discard				RBS-927
- CHOICE SDU discard mode		No Discard		RBS-928
- MAX_DAT		15		RBS-929
- Transmission window size		256		RBS-930
- Timer_RST		500		RBS-931
- Max_RST		4		RBS-932
- Polling info				RBS-933
- Timer_poll_prohibit		100		RBS-934
- Timer_poll		100		RBS-935
- Poll_PDU		Not Present		RBS-936
- Poll_SDU		1		RBS-937
- Last transmission PDU poll		TRUE		RBS-938
- Last retransmission PDU poll		TRUE		RBS-939
- Poll_Windows		99		RBS-940
- Timer_poll_periodic		Not Present		RBS-941
- CHOICE Downlink RLC mode		AM RLC		RBS-942
- CHOICE Downlink RLC PDU Size		Reference to clause 6 Parameter Set		RBS-943
- In-sequence delivery		TRUE		RBS-944
- Receiving window size		768		RBS-945
- Downlink RLC status info				RBS-946
- Timer_status_prohibit		100		RBS-947
- Timer_EPC		Not Present		RBS-948
- Missing PDU indicator		TRUE		RBS-949
- Timer_STATUS_periodic		Not Present		RBS-950
- One sided RLC re-establishment		FALSE		RBS-951
- RB mapping info				RBS-952
- Information for each multiplexing option		1 RBMuxOption		RBS-953
- RLC logical channel mapping indicator		Not Present		RBS-954
- Number of uplink RLC logical		1		RBS-955

Information Element	Condition	Value/remark	Version	Index
channels				
- Uplink transport channel type		E-DCH		RBS-956
- Logical channel identity		7		RBS-957
- E-DCH MAC-d flow identity		2		RBS-958
- CHOICE RLC PDU size	MAC-I-FIXED	Fixed size	Rel-8	RBS-959
- DDI		5		RBS-960
- RLC PDU size list		1 RLC PDU size		RBS-961
- RLC PDU size		336 bits		RBS-962
- CHOICE RLC PDU size	MAC-I-FLEX	Flexible size	Rel-8	RBS-963
- Length indicator size		- 15 bit		RBS-964
- Minimum UL RLC PDU size		See clause 6.10		RBS-965
- Largest UL RLC PDU size		See clause 6.10		RBS-966
- Include in scheduling info		TRUE		RBS-967
- MAC logical channel priority		8		RBS-968
- Downlink RLC logical channel				RBS-969
info				
- Number of downlink RLC		1		RBS-970
logical channels				
- Downlink transport channel		HS-DSCH		RBS-971
type				
- DL DCH Transport channel		Not present		RBS-972
identity				
- DL DSCH Transport channel		Not present		RBS-973
identity				
- CHOICE DL MAC header type		MAC-hs		RBS-974
- DL HS-DSCH MAC-d flow		0		RBS-975
identity				
- Logical channel identity		Not Present		RBS-976
- RAB information for setup	A21		Rel-7	RBS-977
- RAB info		(Conversational UM DTCH for PS domain)		RBS-978
- RAB identity		0000 0110B		RBS-979
		The first/ leftmost bit of the bit string contains the most significant bit of the RAB identity.		
- CN domain identity		PS domain		RBS-980
- NAS Synchronization Indicator		Not Present		RBS-981
- Re-establishment timer		useT314		RBS-982
- RB information to setup				RBS-983
- RB identity		27		RBS-984
- PDCP info				RBS-985
- Support for lossless SRNS		FALSE		RBS-986
relocation				
- Max PDCP SN window size		Not present		RBS-987
- PDCP PDU header		Absent		RBS-988
- Header compression		Not present		RBS-989
information				
- CHOICE RLC info type		RLC info		RBS-990
- CHOICE Uplink RLC mode		UM RLC		RBS-991
- Transmission RLC discard		Not present		RBS-992
- CHOICE Downlink RLC mode		UM RLC		RBS-993
- DL UM RLC LI size		7		RBS-994
- DL Reception Window Size		32		RBS-995
- One sided RLC re-		FALSE		RBS-996
establishment				
- Alternative E-bit interpretation		Not present		RBS-997
- RB mapping info				RBS-998
- Information for each multiplexing		1 RBmuxOption		RBS-999
option				
- RLC logical channel mapping		Not Present		RBS-1000
indicator				
- Number of uplink RLC logical		1		RBS-1001
channels				
- Uplink transport channel type		E-DCH		RBS-1002
- Logical channel identity		9		RBS-1003
- E-DCH MAC-d flow identity		4		RBS-1004
- CHOICE RLC PDU size	MAC-I-FIXED	Fixed size	Rel-8	RBS-1005

Information Element	Condition	Value/remark	Version	Index
- DDI		7		RBS-1006
- RLC PDU size list		12 RLC PDU sizes		RBS-1007
- RLC PDU size		96 bits		RBS-1008
- RLC PDU size		112 bits		RBS-1009
- RLC PDU size		144 bits		RBS-1010
- RLC PDU size		160 bits		RBS-1011
- RLC PDU size		176 bits		RBS-1012
- RLC PDU size		192 bits		RBS-1013
- RLC PDU size		208 bits		RBS-1014
- RLC PDU size		224 bits		RBS-1015
- RLC PDU size		288 bits		RBS-1016
- RLC PDU size		296 bits		RBS-1017
- RLC PDU size		312 bits		RBS-1018
- RLC PDU size		336 bits		RBS-1019
- CHOICE RLC PDU size	MAC-I-FLEX	Flexible size	Rel-8	RBS-1020
- Length indicator size		Not present		RBS-1021
- Minimum UL RLC PDU size		See clause 6.10		RBS-1022
- Largest UL RLC PDU size		See clause 6.10		RBS-1023
- Include in scheduling info		TRUE		RBS-1024
- MAC logical channel priority		8		RBS-1025
- Downlink RLC logical channel info				RBS-1026
- Number of downlink RLC logical channels		1		RBS-1027
- Downlink transport channel type		HS-DSCH		RBS-1028
- DL DCH Transport channel identity		Not present		RBS-1029
- DL DSCH Transport channel identity		Not present		RBS-1030
- CHOICE DL MAC header type		MAC-hs		RBS-1031
- DL HS-DSCH MAC-d flow identity		3		RBS-1032
- Logical channel identity		Not Present		RBS-1033
- RAB information for setup	A22		Rel-7	RBS-1034
- RAB info		(second high-speed UM DTCH for PS domain)		RBS-1035
- RAB identity		0000 0110B		RBS-1036
		The first/ leftmost bit of the bit string contains the most significant bit of the RAB identity.		
- CN domain identity		PS domain		RBS-1037
- NAS Synchronization Indicator		Not Present		RBS-1038
- Re-establishment timer		useT315		RBS-1039
- RB information to setup				RBS-1040
- RB identity		27		RBS-1041
- PDCP info				RBS-1042
- Support for lossless SRNS relocation		FALSE		RBS-1043
- Max PDCP SN window size		Not present		RBS-1044
- PDCP PDU header		Absent		RBS-1045
- Header compression		Not present		RBS-1046
- CHOICE RLC info type		RLC info		RBS-1047
- CHOICE Uplink RLC mode		UM RLC		RBS-1048
- Transmission RLC discard		Not present		RBS-1049
- CHOICE Downlink RLC mode		UM RLC		RBS-1050
- DL UM RLC LI size		15		RBS-1051
- DL Reception Window Size		Not present		RBS-1052
- One sided RLC re-establishment		FALSE		RBS-1053
- Alternative E-bit interpretation		TRUE		RBS-1054
- Use special value of HE field		Not present		RBS-1055
- RB mapping info				RBS-1056
- Information for each multiplexing option		1 RBMuxOption		RBS-1057
- RLC logical channel mapping indicator		Not present		RBS-1058

Information Element	Condition	Value/remark	Version	Index
- Number of uplink RLC logical channels		1		RBS-1059
- Uplink transport channel type		E-DCH		RBS-1060
- Logical channel identity		9		RBS-1061
- E-DCH MAC-d flow identity		4		RBS-1062
- CHOICE RLC PDU size	MAC-I-FIXED	Fixed size	Rel-8	RBS-1063
- DDI		7		RBS-1064
- RLC PDU size list		See clause 6.10		RBS-1065
- CHOICE RLC PDU size	MAC-I-FLEX	Flexible size	Rel-8	RBS-1066
- Length indicator size		15 bit		RBS-1067
- Minimum UL RLC PDU size		See clause 6.10		RBS-1068
- Largest UL RLC PDU size		See clause 6.10		RBS-1069
- Include in scheduling info		TRUE		RBS-1070
- MAC logical channel priority		8		RBS-1071
- Downlink RLC logical channel info				RBS-1072
- Number of downlink RLC logical channels		1		RBS-1073
- Downlink transport channel type		HS-DSCH		RBS-1074
- DL DCH Transport channel identity		Not present		RBS-1075
- DL DSCH Transport channel identity		Not present		RBS-1076
- CHOICE DL MAC header type		MAC-ehs		RBS-1077
- DL HS-DSCH MAC-ehs		3		RBS-1078
Queue Id				
- Logical channel identity		9		RBS-1079
- RAB information for setup	A22, A25, A25b, A25c		Rel-7, Rel-8, Rel-9	RBS-1080
- RAB info		(high-speed AM DTCH for PS domain)		RBS-1081
- RAB identity		0000 0101B		RBS-1081a
		The first/ leftmost bit of the bit string contains the most significant bit of the RAB identity.		RBS-1082
- CN domain identity		PS domain		RBS-1084
- NAS Synchronization Indicator		Not Present		RBS-1085
- Re-establishment timer		useT315		RBS-1086
- RB information to setup				RBS-1087
- RB identity		25		RBS-1088
- PDCP info				RBS-1089
- Support for lossless SRNS relocation		FALSE		RBS-1090
- Max PDCP SN window size		Not present		RBS-1091
- PDCP PDU header		Absent		RBS-1092
- Header compression information		Not present		RBS-1093
- CHOICE RLC info type		RLC info		RBS-1094
- CHOICE Uplink RLC mode		AM RLC		RBS-1095
- Transmission RLC discard				RBS-1096
- CHOICE SDU discard mode		No Discard		RBS-1097
- MAX_DAT		15		RBS-1098
- Transmission window size		128		RBS-1099
- Timer_RST		500		RBS-1100
- Max_RST		4		RBS-1101
- Polling info				RBS-1102
- Timer_poll_prohibit		100		RBS-1103
- Timer_poll		100		RBS-1104
- Poll_PDU		Not Present		RBS-1105
- Poll_SDU		1		RBS-1106
- Last transmission PDU poll		TRUE		RBS-1107
- Last retransmission PDU poll		TRUE		RBS-1108
- Poll_Windows		99		RBS-1109
- Timer_poll_periodic		Not Present		RBS-1110
- CHOICE Downlink RLC mode		AM RLC		RBS-1111
- CHOICE Downlink RLC PDU		Reference to clause 6 Parameter Set		RBS-1112

Information Element	Condition	Value/remark	Version	Index
Size				
- Length indicator size		This IE is present and set to "7" if Downlink RLC PDU Size is set to "Flexible"		RBS-1113
- In-sequence delivery		TRUE		RBS-1114
- Receiving window size		768		RBS-1115
- Downlink RLC status info				RBS-1116
- Timer_status_prohibit		100		RBS-1117
- Timer_EPC		Not Present		RBS-1118
- Missing PDU indicator		TRUE		RBS-1119
- Timer_STATUS_periodic		Not Present		RBS-1120
- One sided RLC re-establishment		FALSE		RBS-1121
- Alternative E-bit interpretation		Not present		RBS-1122
- Use special value of HE field		TRUE		RBS-1123
- RB mapping info				RBS-1124
- Information for each multiplexing option		1 RBMuxOption		RBS-1125
- RLC logical channel mapping indicator		Not present		RBS-1126
- Number of uplink RLC logical channels		1		RBS-1127
- Uplink transport channel type		E-DCH		RBS-1128
- Logical channel identity		7		RBS-1129
- E-DCH MAC-d flow identity		2		RBS-1130
- CHOICE RLC PDU size	MAC-I-FIXED	Fixed size	Rel-8	RBS-1131
- DDI		5		RBS-1132
- RLC PDU size list		1 RLC PDU size		RBS-1133
- RLC PDU size		336 bits		RBS-1134
- CHOICE RLC PDU size	MAC-I-FLEX	Flexible size	Rel-8	RBS-1135
- Length indicator size		15 bit		RBS-1136
- Minimum UL RLC PDU size		See clause 6.10		RBS-1137
- Largest UL RLC PDU size		See clause 6.10		RBS-1138
- Include in scheduling info		TRUE		RBS-1139
- MAC logical channel priority		8		RBS-1140
- Downlink RLC logical channel info				RBS-1141
- Number of downlink RLC logical channels		1		RBS-1142
- Downlink transport channel type		HS-DSCH		RBS-1143
- DL DCH Transport channel identity		Not present		RBS-1144
- DL DSCH Transport channel identity		Not present		RBS-1145
- CHOICE DL MAC header type		MAC-ehs		RBS-1146
- DL HS-DSCH MAC-ehs		0		RBS-1147
Queue Id				
- Logical channel identity		7		RBS-1148
- RAB information for setup	A23		Rel-7 Rel-8	RBS-1149
- RAB info		(high-speed UM DTCH for CS domain)		RBS-1150
- RAB identity		0000 0101B		RBS-1151
		The first/ leftmost bit of the bit string contains the most significant bit of the RAB identity.		
- CN domain identity		CS domain		RBS-1152
- NAS Synchronization Indicator		'1010' if WB-AMR is tested, otherwise '0110'		RBS-1153
- Re-establishment timer		useT314		RBS-1154
- CS-HSPA information				RBS-1155
- UL AMR rate		Not Present		RBS-1156
- Max CS delay		60		RBS-1157
- RB information to setup				RBS-1158
- RB identity		26		RBS-1159
- PDCP info				RBS-1160
- Support for lossless SRNS		FALSE		RBS-1161

Information Element	Condition	Value/remark	Version	Index
relocation				
- Max PDCP SN window size		Not present		RBS-1162
- PDCP PDU header		present		RBS-1163
- Header compression		Not present		RBS-1164
information				
- CHOICE RLC info type		RLC info		RBS-1165
- CHOICE Uplink RLC mode		UM RLC		RBS-1166
- Transmission RLC discard				RBS-1167
- CHOICE SDU discard mode		Timer based no explicit		RBS-1168
- Timer_discard		50		RBS-1169
- CHOICE Downlink RLC mode		UM RLC		RBS-1170
- DL UM RLC LI size		7		RBS-1171
- DL Reception Window Size		Not present		RBS-1172
- One sided RLC re-establishment		FALSE		RBS-1173
- Alternative E-bit interpretation		TRUE		RBS-1174
- Use special value of HE field		Not present		RBS-1175
- RB mapping info				RBS-1176
- Information for each multiplexing		1 RBMuxOption		RBS-1177
option				
- RLC logical channel mapping		Not present		RBS-1178
indicator				
- Number of uplink RLC logical channels		1		RBS-1179
channels				
- Uplink transport channel type		E-DCH		RBS-1180
- Logical channel identity		7		RBS-1181
- E-DCH MAC-d flow identity		2		RBS-1182
- CHOICE RLC PDU size	MAC-I-FIXED	Fixed size	Rel-8	RBS-1183
- DDI		6		RBS-1184
- RLC PDU size list		Reference to clause 6.10 Parameter Set		RBS-1185
- CHOICE RLC PDU size	MAC-I-FLEX	Flexible size	Rel-8	RBS-1186
- Length indicator size		Not present		RBS-1187
- Minimum UL RLC PDU size		See clause 6.10		RBS-1188
- Largest UL RLC PDU size		See clause 6.10		RBS-1189
- Include in scheduling info		TRUE		RBS-1190
- MAC logical channel priority		8		RBS-1191
- Downlink RLC logical channel				RBS-1192
info				
- Number of downlink RLC logical channels		1		RBS-1193
logical channels				
- Downlink transport channel type		HS-DSCH		RBS-1194
identity				
- DL DCH Transport channel identity		Not present		RBS-1195
identity				
- DL DSCH Transport channel identity		Not present		RBS-1196
identity				
- CHOICE DL MAC header type		MAC-ehs		RBS-1197
- DL HS-DSCH MAC-ehs		0		RBS-1198
Queue Id				
- Logical channel identity		7		RBS-1199
- RAB information for setup	A24			RBS-1200
- RAB info		(high-speed AM DTCH for PS domain)		RBS-1201
- RAB identity		0000 0101B		RBS-1202
		The first/ leftmost bit of the bit string contains the most significant bit of the RAB identity.		
- CN domain identity		PS domain		RBS-1203
- NAS Synchronization Indicator		Not Present		RBS-1204
- Re-establishment timer		useT315		RBS-1205
- RB information to setup				RBS-1206
- RB identity		25		RBS-1207
- PDCP info				RBS-1208
- Support for lossless SRNS		FALSE		RBS-1209
relocation				
- Max PDCP SN window size		Not present		RBS-1210
- PDCP PDU header		Absent		RBS-1211
- Header compression		Not present		RBS-1212
information				

Information Element	Condition	Value/remark	Version	Index
- CHOICE RLC info type		RLC info		RBS-1213
- CHOICE Uplink RLC mode		AM RLC		RBS-1214
- Transmission RLC discard				RBS-1215
- CHOICE SDU discard mode		No Discard		RBS-1216
- MAX_DAT		15		RBS-1217
- Transmission window size		128		RBS-1218
- Timer_RST		500		RBS-1219
- Max_RST		4		RBS-1220
- Polling info				RBS-1221
- Timer_poll_prohibit		100		RBS-1222
- Timer_poll		100		RBS-1223
- Poll_PDU		Not Present		RBS-1224
- Poll_SDU		1		RBS-1225
- Last transmission PDU poll		TRUE		RBS-1226
- Last retransmission PDU poll		TRUE		RBS-1227
- Poll_Windows		99		RBS-1228
- Timer_poll_periodic		Not Present		RBS-1229
- CHOICE Downlink RLC mode		AM RLC		RBS-1230
- CHOICE Downlink RLC PDU		Reference to clause 6 Parameter Set		RBS-1231
Size				
- In-sequence delivery		TRUE		RBS-1232
- Receiving window size		768		RBS-1233
- Downlink RLC status info				RBS-1234
- Timer_status_prohibit		100		RBS-1235
- Timer_EPC		Not Present		RBS-1236
- Missing PDU indicator		TRUE		RBS-1237
- Timer_STATUS_periodic		Not Present		RBS-1238
- One sided RLC re-		FALSE		RBS-1239
establishment				
- Alternative E-bit interpretation		Not present		RBS-1240
- Use special value of HE field		TRUE		RBS-1241
- RB mapping info				RBS-1242
- Information for each multiplexing		1 RBMuxOption		RBS-1243
option				
- RLC logical channel mapping		Not present		RBS-1244
indicator				
- Number of uplink RLC logical		1		RBS-1245
channels				
- Uplink transport channel type		RACH		RBS-1246
- UL Transport channel identity		Not Present		RBS-1247
- Logical channel identity		7		RBS-1248
- CHOICE RLC size list		Explicit list		RBS-1249
- RLC size index		Reference to clause 6 Parameter Set		RBS-1250
- MAC logical channel priority		8		RBS-1251
- Downlink RLC logical channel				RBS-1252
info				
- Number of downlink RLC		1		RBS-1253
logical channels				
- Downlink transport channel		HS-DSCH		RBS-1254
type				
- DL DCH Transport channel		Not present		RBS-1255
identity				
- DL DSCH Transport channel		Not present		RBS-1256
identity				
- CHOICE DL MAC header type		MAC-ehs		RBS-1257
- DL HS-DSCH MAC-ehs		2		RBS-1258
Queue Id				
- Logical channel identity		Not Present		RBS-1259
- RAB information for setup	A26		Rel-8	RBS-1260
- RAB info		(first UM DTCH for PS domain)		RBS-1261
- RAB identity		0000 0101B		RBS-1262
		The first/ leftmost bit of the bit string contains the most significant bit of the RAB identity.		
- CN domain identity		PS domain		RBS-1263
- NAS Synchronization Indicator		Not Present		RBS-1264
- Re-establishment timer		useT315		RBS-1265

Information Element	Condition	Value/remark	Version	Index
- RB information to setup		26		RBS-1266
- RB identity				RBS-1267
- PDCP info				RBS-1268
- Support for lossless SRNS relocation		FALSE		RBS-1269
- Max PDCP SN window size		Not present		RBS-1270
- PDCP PDU header		Absent		RBS-1271
- Header compression		Not present		RBS-1272
- CHOICE RLC info type		RLC info		RBS-1273
- CHOICE Uplink RLC mode		UM RLC		RBS-1274
- Transmission RLC discard		Not present		RBS-1275
- CHOICE Downlink RLC mode		UM RLC		RBS-1276
- DL UM RLC LI size		7		RBS-1277
- DL Reception Window Size		Not present		RBS-1278
- Alternative E-bit interpretation		TRUE		RBS-1279
- One sided RLC re-establishment		FALSE		RBS-1280
- RB mapping info				RBS-1281
- Information for each multiplexing option		1 RBMuxOption		RBS-1282
- RLC logical channel mapping indicator		Not Present		RBS-1283
- Number of uplink RLC logical channels		1		RBS-1284
- Uplink transport channel type		E-DCH		RBS-1285
- Logical channel identity		7		RBS-1286
- E-DCH MAC-d flow identity		2		RBS-1287
- CHOICE RLC PDU size		Flexible size		RBS-1288
- Length indicator size		Not present		RBS-1289
- Minimum UL RLC PDU size		See clause 6.10		RBS-1290
- Largest UL RLC PDU size		See clause 6.10		RBS-1291
- Include in scheduling info		TRUE		RBS-1292
- MAC logical channel priority		8		RBS-1293
- Downlink RLC logical channel info				RBS-1294
- Number of downlink RLC logical channels		1		RBS-1295
- Downlink transport channel type		HS-DSCH		RBS-1296
- DL DCH Transport channel identity		Not present		RBS-1297
- DL DSCH Transport channel identity		Not present		RBS-1298
- CHOICE DL MAC header type		MAC-ehs		RBS-1299
- DL HS-DSCH MAC-ehs		2		RBS-1300
Queue Id				
- Logical channel identity		7		RBS-1301
- RAB information for setup	A26	(second high-speed UM DTCH for PS domain)	Rel-8	RBS-1302
- RAB info		0000 0110B		RBS-1303
- RAB identity		The first/ leftmost bit of the bit string contains the most significant bit of the RAB identity.		RBS-1304
- CN domain identity		PS domain		RBS-1305
- NAS Synchronization Indicator		Not Present		RBS-1306
- Re-establishment timer		useT315		RBS-1307
- RB information to setup				RBS-1308
- RB identity		27		RBS-1309
- PDCP info				RBS-1310
- Support for lossless SRNS relocation		FALSE		RBS-1311
- Max PDCP SN window size		Not present		RBS-1312
- PDCP PDU header		Absent		RBS-1313
- Header compression		Not present		RBS-1314
information				

Information Element	Condition	Value/remark	Version	Index
- CHOICE RLC info type		RLC info		RBS-1315
- CHOICE Uplink RLC mode		UM RLC		RBS-1316
- Transmission RLC discard		Not present		RBS-1317
- CHOICE Downlink RLC mode		UM RLC		RBS-1318
- DL UM RLC LI size		7		RBS-1319
- DL Reception Window Size		Not present		RBS-1320
- Alternative E-bit interpretation		TRUE		RBS-1321
- One sided RLC re-establishment		FALSE		RBS-1322
- RB mapping info				RBS-1323
- Information for each multiplexing option		1 RBMuxOption		RBS-1324
- RLC logical channel mapping indicator		Not Present		RBS-1325
- Number of uplink RLC logical channels		1		RBS-1326
- Uplink transport channel type		E-DCH		RBS-1327
- Logical channel identity		8		RBS-1328
- E-DCH MAC-d flow identity		3		RBS-1329
- CHOICE RLC PDU size		Flexible size		RBS-1330
- Length indicator size		Not present		RBS-1331
- Minimum UL RLC PDU size		See clause 6.10		RBS-1332
- Largest UL RLC PDU size		See clause 6.10		RBS-1333
- Include in scheduling info		TRUE		RBS-1334
- MAC logical channel priority		8		RBS-1335
- Downlink RLC logical channel info				RBS-1336
- Number of downlink RLC logical channels		1		RBS-1337
- Downlink transport channel type		HS-DSCH		RBS-1338
- DL DCH Transport channel identity		Not present		RBS-1339
- DL DSCH Transport channel identity		Not present		RBS-1340
- CHOICE DL MAC header type		MAC-ehs		RBS-1341
- DL HS-DSCH MAC-ehs		3		RBS-1342
Queue Id				
- Logical channel identity		8		RBS-1343
- RAB information for setup	A26		Rel-8	RBS-1344
- RAB info		(third high-speed UM DTCH for PS domain)		RBS-1345
- RAB identity		0000 0111B		RBS-1346
		The first/ leftmost bit of the bit string contains the most significant bit of the RAB identity.		
- CN domain identity		PS domain		RBS-1347
- NAS Synchronization Indicator		Not Present		RBS-1348
- Re-establishment timer		useT315		RBS-1349
- RB information to setup				RBS-1350
- RB identity		21		RBS-1351
- PDCP info				RBS-1352
- Support for lossless SRNS relocation		FALSE		RBS-1353
- Max PDCP SN window size		Not present		RBS-1354
- PDCP PDU header		Absent		RBS-1355
- Header compression		Not present		RBS-1356
- CHOICE RLC info type		RLC info		RBS-1357
- CHOICE Uplink RLC mode		UM RLC		RBS-1358
- Transmission RLC discard		Not present		RBS-1359
- CHOICE Downlink RLC mode		UM RLC		RBS-1360
- DL UM RLC LI size		7		RBS-1361
- DL Reception Window Size		Not present		RBS-1362
- Alternative E-bit interpretation		TRUE		RBS-1363
- One sided RLC re-establishment		FALSE		RBS-1364

Information Element	Condition	Value/remark	Version	Index
- RB mapping info		1 RBMuxOption		RBS-1365
- Information for each multiplexing option				RBS-1366
- RLC logical channel mapping indicator		Not Present		RBS-1367
- Number of uplink RLC logical channels		1		RBS-1368
- Uplink transport channel type		E-DCH		RBS-1369
- Logical channel identity		9		RBS-1370
- E-DCH MAC-d flow identity		4		RBS-1371
- CHOICE RLC PDU size		Flexible size		RBS-1372
- Length indicator size		Not present		RBS-1373
- Minimum UL RLC PDU size		See clause 6.10		RBS-1374
- Largest UL RLC PDU size		See clause 6.10		RBS-1375
- Include in scheduling info		TRUE		RBS-1376
- MAC logical channel priority		8		RBS-1377
- Downlink RLC logical channel info				RBS-1378
- Number of downlink RLC logical channels		1		RBS-1379
- Downlink transport channel type		HS-DSCH		RBS-1380
- DL DCH Transport channel identity		Not present		RBS-1381
- DL DSCH Transport channel identity		Not present		RBS-1382
- CHOICE DL MAC header type		MAC-ehs		RBS-1383
- DL HS-DSCH MAC-ehs		4		RBS-1384
Queue Id				
- Logical channel identity		9		RBS-1385
- RAB information for setup	A27, A27a	(high-speed UM DTCH for PS domain)	Rel-8	RBS-1386
- RAB info		0000 0101B		RBS-1387
- RAB identity		The first/ leftmost bit of the bit string contains the most significant bit of the RAB identity.		RBS-1388
- CN domain identity		PS domain		RBS-1389
- NAS Synchronization Indicator		Not Present		RBS-1390
- Re-establishment timer		useT315		RBS-1391
- RB information to setup				RBS-1392
- RB identity		25		RBS-1393
- PDCP info				RBS-1394
- Support for lossless SRNS relocation		FALSE		RBS-1395
- Max PDCP SN window size		Not present		RBS-1396
- PDCP PDU header		Absent		RBS-1397
- Header compression information		Not present		RBS-1398
- CHOICE RLC info type		RLC info		RBS-1399
- CHOICE Uplink RLC mode		UM RLC		RBS-1400
- Transmission RLC discard		Not Present		RBS-1401
- CHOICE Downlink RLC mode		UM RLC		RBS-1402
- DL UM RLC LI size		15		RBS-1403
- DL Reception Window Size		Not present		RBS-1404
- One sided RLC re-establishment		FALSE		RBS-1405
- Alternative E-bit interpretation		TRUE		RBS-1406
- Use special value of HE field		Not present		RBS-1407
- RB mapping info				RBS-1408
- Information for each multiplexing option		1 RBMuxOption		RBS-1409
- RLC logical channel mapping indicator		Not present		RBS-1410
- Number of uplink RLC logical channels		1		RBS-1411
- Uplink transport channel type		E-DCH		RBS-1412
- Logical channel identity		7		RBS-1413

Information Element	Condition	Value/remark	Version	Index
- E-DCH MAC-d flow identity		2		RBS-1414
- CHOICE RLC PDU size		Flexible size		RBS-1415
- Length indicator size		Not present		RBS-1416
- Minimum UL RLC PDU size		See clause 6.10		RBS-1417
- Largest UL RLC PDU size		See clause 6.10		RBS-1418
- Include in scheduling info		TRUE		RBS-1419
- MAC logical channel priority		8		RBS-1420
- Downlink RLC logical channel info				RBS-1421
- Number of downlink RLC logical channels		1		RBS-1422
- Downlink transport channel type		HS-DSCH		RBS-1423
- DL DCH Transport channel identity		Not present		RBS-1424
- DL DSCH Transport channel identity		Not present		RBS-1425
- CHOICE DL MAC header type		MAC-ehs		RBS-1426
- DL HS-DSCH MAC-ehs		0		RBS-1427
Queue Id				
- Logical channel identity		7		RBS-1428
- RAB information for setup	A29	(high-speed AM DTCH for PS domain)	Rel-8	RBS-1429
- RAB info		0000 0101B		RBS-1430
- RAB identity				RBS-1431
The first/ leftmost bit of the bit string contains the most significant bit of the RAB identity.				RBS-1432
- CN domain identity		PS domain		RBS-1433
- NAS Synchronization Indicator		Not Present		RBS-1434
- Re-establishment timer		useT315		RBS-1435
- RB information to setup				RBS-1436
- RB identity		25		RBS-1437
- PDCP info				RBS-1438
- Support for lossless SRNS relocation		FALSE		RBS-1439
- Max PDCP SN window size		Not present		RBS-1440
- PDCP PDU header		Absent		RBS-1441
- Header compression information		Not present		RBS-1442
- CHOICE RLC info type		RLC info		RBS-1443
- CHOICE Uplink RLC mode		AM RLC		RBS-1444
- Transmission RLC discard				RBS-1445
- CHOICE SDU discard mode		No Discard		RBS-1446
- MAX_DAT		15		RBS-1447
- Transmission window size		128		RBS-1448
- Timer_RST		500		RBS-1449
- Max_RST		4		RBS-1450
- Polling info				RBS-1451
- Timer_poll_prohibit		100		RBS-1452
- Timer_poll		100		RBS-1453
- Poll_PDU		Not Present		RBS-1454
- Poll_SDU		1		RBS-1455
- Last transmission PDU poll		TRUE		RBS-1456
- Last retransmission PDU poll		TRUE		RBS-1457
- Poll_Windows		99		RBS-1458
- Timer_poll_periodic		Not Present		RBS-1459
- CHOICE Downlink RLC mode		AM RLC		RBS-1460
- CHOICE Downlink RLC PDU Size		Reference to clause 6 Parameter Set		RBS-1461
- In-sequence delivery		TRUE		RBS-1462
- Receiving window size		768		RBS-1463
- Downlink RLC status info				RBS-1464
- Timer_status_prohibit		100		RBS-1465
- Timer_EPC		Not Present		RBS-1466
- Missing PDU indicator		TRUE		RBS-1467
- Timer_STATUS_periodic		Not Present		RBS-1468
- One sided RLC re-		FALSE		RBS-1469

Information Element	Condition	Value/remark	Version	Index
establishment				
- Alternative E-bit interpretation		Not present		RBS-1470
- Use special value of HE field		TRUE		RBS-1471
- RB mapping info				RBS-1472
- Information for each multiplexing option		1 RBMuxOption		RBS-1473
- RLC logical channel mapping indicator		Not present		RBS-1474
- Number of uplink RLC logical channels		1		RBS-1475
- Uplink transport channel type		E-DCH		RBS-1476
- Logical channel identity		7		RBS-1477
- E-DCH MAC-d flow identity		0		RBS-1478
- CHOICE RLC PDU size		Flexible size		RBS-1479
- Length indicator size		15 bit		RBS-1480
- Minimum UL RLC PDU size		See clause 6.10		RBS-1481
- Largest UL RLC PDU size		See clause 6.10		RBS-1482
- Include in scheduling info		TRUE		RBS-1483
- MAC logical channel priority		8		RBS-1484
- Downlink RLC logical channel info				RBS-1485
- Number of downlink RLC logical channels		1		RBS-1486
- Downlink transport channel type		HS-DSCH		RBS-1487
- DL DCH Transport channel identity		Not present		RBS-1488
- DL DSCH Transport channel identity		Not present		RBS-1489
- CHOICE DL MAC header type		MAC-ehs		RBS-1490
- DL HS-DSCH MAC-ehs		2		RBS-1491
Queue Id				
- Logical channel identity		7		RBS-1492
- RAB information for setup	A30		Rel-8	RBS-1493
- RAB info		(high-speed AM DTCH for PS domain)		RBS-1494
- RAB identity		0000 0101B		RBS-1495
The first/ leftmost bit of the bit string contains the most significant bit of the RAB identity.				RBS-1496
- CN domain identity		PS domain		RBS-1497
- NAS Synchronization Indicator		Not Present		RBS-1498
- Re-establishment timer		useT315		RBS-1499
- RB information to setup				RBS-1500
- RB identity		25		RBS-1501
- PDCP info				RBS-1502
- Support for lossless SRNS relocation		FALSE		RBS-1503
- Max PDCP SN window size		Not present		RBS-1504
- PDCP PDU header		Absent		RBS-1505
- Header compression		Not present		RBS-1506
information				
- CHOICE RLC info type		RLC info		RBS-1507
- CHOICE Uplink RLC mode		AM RLC		RBS-1508
- Transmission RLC discard				RBS-1509
- CHOICE SDU discard mode		No Discard		RBS-1510
- MAX_DAT		15		RBS-1511
- Transmission window size		128		RBS-1512
- Timer_RST		500		RBS-1513
- Max_RST		4		RBS-1514
- Polling info				RBS-1515
- Timer_poll_prohibit		100		RBS-1516
- Timer_poll		100		RBS-1517
- Poll_PDU		Not Present		RBS-1518
- Poll_SDU		1		RBS-1519
- Last transmission PDU poll		TRUE		RBS-1520
- Last retransmission PDU poll		TRUE		RBS-1521
- Poll_Windows		99		RBS-1522

Information Element	Condition	Value/remark	Version	Index		
Size		Not Present		RBS-1523		
		AM RLC		RBS-1524		
establishment		Reference to clause 6 Parameter Set		RBS-1525		
		- In-sequence delivery		TRUE	RBS-1526	
		- Receiving window size		768	RBS-1527	
		- Downlink RLC status info			RBS-1528	
		- Timer_status_prohibit		100	RBS-1529	
		- Timer_EPC		Not Present	RBS-1530	
		- Missing PDU indicator		TRUE	RBS-1531	
		- Timer_STATUS_periodic		Not Present	RBS-1532	
		- One sided RLC re-		FALSE	RBS-1533	
		- Alternative E-bit interpretation		Not present	RBS-1534	
		- Use special value of HE field		TRUE	RBS-1535	
		- RB mapping info			RBS-1536	
		- Information for each multiplexing		1 RBMuxOption	RBS-1537	
		option				
indicator						
channels		Not present		RBS-1538		
		- RLC logical channel mapping			RBS-1539	
		- Number of uplink RLC logical		1	RBS-1540	
		- Uplink transport channel type		E-DCH	RBS-1541	
		- Logical channel identity		7	RBS-1542	
		- E-DCH MAC-d flow identity		2	RBS-1543	
		- CHOICE RLC PDU size		Flexible size	RBS-1544	
		- Length indicator size		15 bit	RBS-1545	
		- Minimum UL RLC PDU size		See clause 6.10	RBS-1546	
		- Largest UL RLC PDU size		See clause 6.10	RBS-1547	
		- Include in scheduling info		TRUE	RBS-1548	
		- MAC logical channel priority		8	RBS-1549	
		- Downlink RLC logical channel				
		info				
logical channels		1		RBS-1550		
		- Downlink transport channel		HS-DSCH	RBS-1551	
type						
identity		Not present		RBS-1552		
		- DL DSCH Transport channel		Not present	RBS-1553	
identity		MAC-ehs		RBS-1554		
		- DL HS-DSCH MAC-ehs		2	RBS-1555	
Queue Id						
relocation	A31, A32	7	Rel-9	RBS-1556		
		- Logical channel identity			RBS-1557	
		- RAB information for setup		(high-speed AM DTCH for PS domain)	RBS-1558	
		- RAB info		0000 0101B	RBS-1559	
		- RAB identity		The first/ leftmost bit of the bit string contains the most significant bit of the RAB identity.		
		- CN domain identity		PS domain	RBS-1560	
		- NAS Synchronization Indicator		Not Present	RBS-1561	
		- Re-establishment timer		useT315	RBS-1562	
		- RB information to setup			RBS-1563	
		- RB identity		25	RBS-1564	
		- PDCP info			RBS-1565	
		- Support for lossless SRNS		FALSE	RBS-1566	
		information				
		information			Not present	
- Max PDCP SN window size	Absent		RBS-1568			
information		Not present		RBS-1569		
		- PDCP PDU header				
information		Not present		RBS-1570		
		- Header compression				
information		RLC info		RBS-1571		
		- CHOICE RLC info type		AM RLC	RBS-1572	
		- CHOICE Uplink RLC mode			RBS-1573	
		- Transmission RLC discard		No Discard		
- CHOICE SDU discard mode						

Information Element	Condition	Value/remark	Version	Index
- MAX_DAT		15		RBS-1574
- Transmission window size		2047		RBS-1575
- Timer_RST		500		RBS-1576
- Max_RST		4		RBS-1577
- Polling info				RBS-1578
- Timer_poll_prohibit		100		RBS-1579
- Timer_poll		100		RBS-1580
- Poll_PDU		Not Present		RBS-1581
- Poll_SDU		1		RBS-1582
- Last transmission PDU poll		TRUE		RBS-1583
- Last retransmission PDU poll		TRUE		RBS-1584
- Poll_Windows		50		RBS-1585
- Timer_poll_periodic		Not Present		RBS-1586
- CHOICE Downlink RLC mode		AM RLC		RBS-1587
- CHOICE Downlink RLC PDU Size		Reference to clause 6 Parameter Set		RBS-1588
- Length indicator size		This IE is present and set to "7" if Downlink RLC PDU Size is set to "Flexible"		RBS-1589
- In-sequence delivery		TRUE		RBS-1590
- Receiving window size		2047		RBS-1591
- Downlink RLC status info				RBS-1592
- Timer_status_prohibit		80		RBS-1593
- Timer_EPC		Not Present		RBS-1594
- Missing PDU indicator		TRUE		RBS-1595
- Timer_STATUS_periodic		Not Present		RBS-1596
- One sided RLC re-establishment		FALSE		RBS-1597
- Alternative E-bit interpretation		Not present		RBS-1598
- Use special value of HE field		TRUE		RBS-1599
- RB mapping info				RBS-1600
- Information for each multiplexing option		1 RBMuxOption		RBS-1601
- RLC logical channel mapping indicator		Not present		RBS-1602
- Number of uplink RLC logical channels		1		RBS-1603
- Uplink transport channel type		E-DCH		RBS-1604
- Logical channel identity		7		RBS-1605
- E-DCH MAC-d flow identity		2		RBS-1606
- CHOICE RLC PDU size		Flexible size		RBS-1607
- Length indicator size		15 bit		RBS-1608
- Minimum UL RLC PDU size		See clause 6.10		RBS-1609
- Largest UL RLC PDU size		See clause 6.10		RBS-1610
- Include in scheduling info		TRUE		RBS-1611
- MAC logical channel priority		8		RBS-1612
- Downlink RLC logical channel info				RBS-1613
- Number of downlink RLC logical channels		1		RBS-1614
- Downlink transport channel type		HS-DSCH		RBS-1615
- DL DCH Transport channel identity		Not present		RBS-1616
- DL DSCH Transport channel identity		Not present		RBS-1617
- CHOICE DL MAC header type		MAC-ehs		RBS-1618
- DL HS-DSCH MAC-ehs Queue Id		0		RBS-1619
- Logical channel identity		7		RBS-1620
- RAB information for setup	A33, A34, A35, A36, A37		Rel-10	RBS-1621
- RAB info		(high-speed AM DTCH for PS domain)		RBS-1622
- RAB identity		0000 0101B		RBS-1623
		The first/ leftmost bit of the bit string contains the most significant bit of the		

Information Element	Condition	Value/remark	Version	Index
- CN domain identity		RAB identity.		RBS-1624
- NAS Synchronization Indicator		PS domain		RBS-1625
- Re-establishment timer		Not Present		RBS-1626
- RB information to setup		useT315		RBS-1627
- RB identity		25		RBS-1628
- PDCP info				RBS-1629
- Support for lossless SRNS relocation		FALSE		RBS-1630
- Max PDCP SN window size		Not present		RBS-1631
- PDCP PDU header		Absent		RBS-1632
- Header compression information		Not present		RBS-1633
- CHOICE RLC info type		RLC info		RBS-1634
- CHOICE Uplink RLC mode		AM RLC		RBS-1635
- Transmission RLC discard				RBS-1636
- CHOICE SDU discard mode		No Discard		RBS-1637
- MAX_DAT		15		RBS-1638
- Transmission window size		2047		RBS-1639
- Timer_RST		500		RBS-1640
- Max_RST		4		RBS-1641
- Polling info				RBS-1642
- Timer_poll_prohibit		100		RBS-1643
- Timer_poll		100		RBS-1644
- Poll_PDU		Not Present		RBS-1645
- Poll_SDU		1		RBS-1646
- Last transmission PDU poll		TRUE		RBS-1647
- Last retransmission PDU poll		TRUE		RBS-1648
- Poll_Windows		50		RBS-1649
- Timer_poll_periodic		Not Present		RBS-1650
- CHOICE Downlink RLC mode		AM RLC		RBS-1651
- CHOICE Downlink RLC PDU Size		Reference to clause 6 Parameter Set		RBS-1652
- Length indicator size		This IE is present and set to "7" if Downlink RLC PDU Size is set to "Flexible"		RBS-1653
- In-sequence delivery		TRUE		RBS-1654
- Receiving window size		2047		RBS-1655
- Downlink RLC status info				RBS-1656
- Timer_status_prohibit		80		RBS-1657
- Timer_EPC		Not Present		RBS-1658
- Missing PDU indicator		TRUE		RBS-1659
- Timer_STATUS_periodic		Not Present		RBS-1660
- One sided RLC re-establishment		FALSE		RBS-1661
- Alternative E-bit interpretation		Not present		RBS-1662
- Use special value of HE field		TRUE		RBS-1663
- RB mapping info				RBS-1664
- Information for each multiplexing option		1 RBMuxOption		RBS-1665
- RLC logical channel mapping indicator		Not present		RBS-1666
- Number of uplink RLC logical channels		1		RBS-1667
- Uplink transport channel type		E-DCH		RBS-1668
- Logical channel identity		7		RBS-1669
- E-DCH MAC-d flow identity		2		RBS-1670
- CHOICE RLC PDU size		Flexible size		RBS-1671
- Length indicator size		15 bit		RBS-1672
- Minimum UL RLC PDU size		16		RBS-1673
- Largest UL RLC PDU size		2432		RBS-1674
- Include in scheduling info		TRUE		RBS-1675
- MAC logical channel priority		8		RBS-1676
- Downlink RLC logical channel info				RBS-1677
- Number of downlink RLC logical channels		1		RBS-1678

Information Element	Condition	Value/remark	Version	Index
- Downlink transport channel type		HS-DSCH		RBS-1679
- DL DCH Transport channel identity		Not present		RBS-1680
- DL DSCH Transport channel identity		Not present		RBS-1681
- CHOICE DL MAC header type		MAC-ehs		RBS-1682
- DL HS-DSCH MAC-ehs Queue Id		0		RBS-1683
- Logical channel identity		7		RBS-1684
RB information to reconfigure list	A1, A2, A3, A4, A5, A6, A7, A8, A9, A10, A12, A13, A14, A15, A16, A17, A17a, A18, A19, A19a, A20, A21, A22, A23, A28a, A25, A25a, A25b, A26, A27, A27a, A28, A29, A25c, A31, A32, A33, A34, A35, A36, A37	Not Present	Rel-5 Rel-6 Rel-7 Rel-7 Rel-8 Rel-8 Rel-9 Rel-10	RBS-1685 RBS-1686 RBS-1687 RBS-1688 RBS-1689 RBS-1690 RBS-1691
RB information to be affected	A1, A2, A3, A4, A5, A6, A7, A8, A11, A9, A10, A12, A17, A17a, A18, A19, A20, A21, A24, A23, A28a, A25a, A28, A29, A35	Not Present	Rel-5 Rel-6 Rel-7 Rel-7 Rel-8 Rel-8 Rel-10	RBS-1692 RBS-1693 RBS-1694 RBS-1695 RBS-1696 RBS-1697
RB information to be affected	A13, A15, A19a, A25b, A17d, A17e, A26, A25c, A31, A32	1 (UM DCCH for RRC) 1 RBMuxOption Not Present 1 E-DCH 1 1 Fixed size 1 1 RLC PDU size 144 bits FALSE 1 1 DCH 10	Rel-6 Rel-7 Rel-8 Rel-9 Rel-8	RBS-1698 RBS-1699 RBS-1700 RBS-1701 RBS-1702 RBS-1703 RBS-1704 RBS-1705 RBS-1706 RBS-1707 RBS-1708 RBS-1709 RBS-1710 RBS-1711 RBS-1712 RBS-1713 RBS-1714 RBS-1715 RBS-1716 RBS-1717 RBS-1718 RBS-1719
- RB identity				
- RB mapping info				
- Information for each multiplexing option				
- RLC logical channel mapping indicator				
- Number of uplink RLC logical channels				
- Uplink transport channel type				
- Logical channel identity				
- E-DCH MAC-d flow identity				
- CHOICE RLC PDU size				
- DDI				
- RLC PDU size list				
- RLC PDU size				
- Include in scheduling info				
- MAC logical channel priority				
- Downlink RLC logical channel info				
- Number of RLC logical channels				
- Downlink transport channel type				
- DL DCH Transport channel identity				

Information Element	Condition	Value/remark	Version	Index
- DL DSCH Transport channel identity		Not Present		RBS-1720
- Logical channel identity		1		RBS-1721
- RB identity		2 (AM DCCH for RRC)		RBS-1722
- RB mapping info				RBS-1723
- Information for each multiplexing option		1 RBMuxOption		RBS-1724
- RLC logical channel mapping indicator		Not Present		RBS-1725
- Number of uplink RLC logical channels		1		RBS-1726
- Uplink transport channel type		E-DCH		RBS-1727
- Logical channel identity		2		RBS-1728
- E-DCH MAC-d flow identity		1		RBS-1729
- CHOICE RLC PDU size		Fixed size	Rel-8	RBS-1730
- DDI		2		RBS-1731
- RLC PDU size list		1 RLC PDU size		RBS-1732
- RLC PDU size		144 bits		RBS-1733
- Include in scheduling info		FALSE		RBS-1734
- MAC logical channel priority		2		RBS-1735
- Downlink RLC logical channel info				RBS-1736
- Number of RLC logical channels		1		RBS-1737
- Downlink transport channel type		DCH		RBS-1738
- DL DCH Transport channel identity		10		RBS-1739
- DL DSCH Transport channel identity		Not Present		RBS-1740
- Logical channel identity		2		RBS-1741
- RB identity		3 (AM DCCH for NAS High Priority)		RBS-1742
- RB mapping info				RBS-1743
- Information for each multiplexing option		1 RBMuxOption		RBS-1744
- RLC logical channel mapping indicator		Not Present		RBS-1745
- Number of uplink RLC logical channels		1		RBS-1746
- Uplink transport channel type		E-DCH		RBS-1747
- Logical channel identity		3		RBS-1748
- E-DCH MAC-d flow identity		1		RBS-1749
- CHOICE RLC PDU size		Fixed size	Rel-8	RBS-1750
- DDI		3		RBS-1751
- RLC PDU size list		1 RLC PDU size		RBS-1752
- RLC PDU size		144 bits		RBS-1753
- Include in scheduling info		FALSE		RBS-1754
- MAC logical channel priority		3		RBS-1755
- Downlink RLC logical channel info				RBS-1756
- Number of RLC logical channels		1		RBS-1757
- Downlink transport channel type		DCH		RBS-1758
- DL DCH Transport channel identity		10		RBS-1759
- DL DSCH Transport channel identity		Not Present		RBS-1760
- Logical channel identity		3		RBS-1761
- RB identity		4 (AM DCCH for NAS Low Priority)		RBS-1762
- RB mapping info				RBS-1763
- Information for each multiplexing option		1 RBMuxOption		RBS-1764
- RLC logical channel mapping indicator		Not Present		RBS-1765
- Number of uplink RLC logical channels		1		RBS-1766

Information Element	Condition	Value/remark	Version	Index
<ul style="list-style-type: none"> - Uplink transport channel type - Logical channel identity - E-DCH MAC-d flow identity - CHOICE RLC PDU size - DDI - RLC PDU size list - RLC PDU size - Include in scheduling info - MAC logical channel priority - Downlink RLC logical channel 		E-DCH 4 1 Fixed size 4 1 RLC PDU size 144 bits FALSE 4	Rel-8	RBS-1767 RBS-1768 RBS-1769 RBS-1770 RBS-1771 RBS-1772 RBS-1773 RBS-1774 RBS-1775 RBS-1776 RBS-1777 RBS-1778 RBS-1779 RBS-1780 RBS-1781
info channels type identity identity identity		1 DCH 10 Not Present 4		
RB information to be affected <ul style="list-style-type: none"> - RB identity - RB mapping info - Information for each multiplexing option - RLC logical channel mapping indicator - Number of uplink RLC logical channels - Uplink transport channel type - Logical channel identity - E-DCH MAC-d flow identity - CHOICE RLC PDU size - DDI - RLC PDU size list - RLC PDU size - Include in scheduling info - MAC logical channel priority - Downlink RLC logical channel 	A14, A16, A19b	1 (UM DCCH for RRC) 1 RBmuxOption Not Present 1 E-DCH 1 1 Fixed size 1 1 RLC PDU size 144 bits FALSE 1	Rel-6 Rel-7 Rel-8	RBS-1782 RBS-1783 RBS-1784 RBS-1785 RBS-1786 RBS-1787 RBS-1788 RBS-1789 RBS-1790 RBS-1791 RBS-1792 RBS-1793 RBS-1794 RBS-1795 RBS-1796 RBS-1797 RBS-1798 RBS-1799 RBS-1800 RBS-1801 RBS-1802 RBS-1803 RBS-1804 RBS-1805 RBS-1806 RBS-1807 RBS-1808 RBS-1809 RBS-1810 RBS-1811 RBS-1812 RBS-1813 RBS-1814 RBS-1815
info channels type identity identity identity identity option indicator channels		1 HS-DSCH Not present Not present 1 1 2 (AM DCCH for RRC) 1 RBmuxOption Not Present 1 E-DCH 2 1 Fixed size 2 1 RLC PDU size 144 bits	Rel-8	
<ul style="list-style-type: none"> - Uplink transport channel type - Logical channel identity - E-DCH MAC-d flow identity - CHOICE RLC PDU size - DDI - RLC PDU size list - RLC PDU size 		E-DCH 2 1 Fixed size 2 1 RLC PDU size 144 bits	Rel-8	RBS-1809 RBS-1810 RBS-1811 RBS-1812 RBS-1813 RBS-1814 RBS-1815

Information Element	Condition	Value/remark	Version	Index
- Include in scheduling info		FALSE	Rel-8	RBS-1816
	- MAC logical channel priority	2		RBS-1817
- Downlink RLC logical channel info				RBS-1818
- Number of RLC logical channels		1		RBS-1819
- Downlink transport channel type		HS-DSCH		RBS-1820
- DL DCH Transport channel identity		Not Present		RBS-1821
- DL DSCH Transport channel identity		Not Present		RBS-1822
- DL HS-DSCH MAC-d flow identity		1		RBS-1823
- Logical channel identity		2		RBS-1824
- RB identity		3 (AM DCCH for NAS High Priority)		RBS-1825
- RB mapping info				RBS-1826
- Information for each multiplexing option		1 RBMuxOption		RBS-1827
- RLC logical channel mapping indicator		Not Present		RBS-1828
- Number of uplink RLC logical channels		1		RBS-1829
- Uplink transport channel type		E-DCH		RBS-1830
- Logical channel identity		3		RBS-1831
- E-DCH MAC-d flow identity		1		RBS-1832
- CHOICE RLC PDU size		Fixed size		RBS-1833
- DDI		3		RBS-1834
- RLC PDU size list		1 RLC PDU size		RBS-1835
- RLC PDU size		144 bits	RBS-1836	
- Include in scheduling info		FALSE	RBS-1837	
- MAC logical channel priority		3	RBS-1838	
- Downlink RLC logical channel info			RBS-1839	
- Number of RLC logical channels		1	RBS-1840	
- Downlink transport channel type		HS-DSCH	RBS-1841	
- DL DCH Transport channel identity		Not Present	RBS-1842	
- DL DSCH Transport channel identity		Not Present	RBS-1843	
- DL HS-DSCH MAC-d flow identity		1	RBS-1844	
- Logical channel identity		3	RBS-1845	
- RB identity		4 (AM DCCH for NAS Low Priority)	RBS-1846	
- RB mapping info			RBS-1847	
- Information for each multiplexing option		1 RBMuxOption	RBS-1848	
- RLC logical channel mapping indicator		Not Present	RBS-1849	
- Number of uplink RLC logical channels		1	RBS-1850	
- Uplink transport channel type		E-DCH	RBS-1851	
- Logical channel identity		4	RBS-1852	
- E-DCH MAC-d flow identity		1	RBS-1853	
- CHOICE RLC PDU size		Fixed size	RBS-1854	
- DDI		4	RBS-1855	
- RLC PDU size list		1 RLC PDU size	RBS-1856	
- RLC PDU size		144 bits	RBS-1857	
- Include in scheduling info		FALSE	RBS-1858	
- MAC logical channel priority		4	RBS-1859	
- Downlink RLC logical channel info			RBS-1860	
- Number of RLC logical channels		1	RBS-1861	

Information Element	Condition	Value/remark	Version	Index
- Downlink transport channel type		HS-DSCH		RBS-1862
- DL DCH Transport channel identity		Not Present		RBS-1863
- DL DSCH Transport channel identity		Not Present		RBS-1864
- DL HS-DSCH MAC-d flow identity		1		RBS-1865
- Logical channel identity		4		RBS-1866
RB information to be affected	A17b, A17c, A22 A25		Rel-7 Rel-8	RBS-1867 RBS-1868 RBS-1869 RBS-1870 RBS-1871
- RB identity		1 (UM DCCH for RRC)		RBS-1872
- RB mapping info		1 RBMuxOption		RBS-1873
- Information for each multiplexing option		Not Present		RBS-1874
- RLC logical channel mapping indicator		1		RBS-1875
- Number of uplink RLC logical channels		E-DCH		RBS-1876
- Uplink transport channel type		1		RBS-1877
- Logical channel identity		1		RBS-1878
- E-DCH MAC-d flow identity		Fixed size	Rel-8	RBS-1879
- CHOICE RLC PDU size		1		RBS-1880
- DDI		1 RLC PDU size		RBS-1881
- RLC PDU size list		144 bits		RBS-1882
- RLC PDU size		FALSE		RBS-1883
- Include in scheduling info		1		RBS-1884
- MAC logical channel priority		1		RBS-1885
- Downlink RLC logical channel info		1		RBS-1886
- Number of RLC logical channels		HS-DSCH		RBS-1887
- Downlink transport channel type		Not present		RBS-1888
- DL DCH Transport channel identity		Not present		RBS-1889
- DL DSCH Transport channel identity		MAC-ehs		RBS-1890
- CHOICE DL MAC header type		1		RBS-1891
- DL HS-DSCH MAC-ehs		1		RBS-1892
Queue Id		1		RBS-1893
- Logical channel identity		2 (AM DCCH for RRC)		RBS-1894
- RB identity		1 RBMuxOption		RBS-1895
- RB mapping info		Not Present		RBS-1896
- Information for each multiplexing option		1		RBS-1897
- RLC logical channel mapping indicator		Not Present		RBS-1898
- Number of uplink RLC logical channels		1		RBS-1899
- Uplink transport channel type		E-DCH		RBS-1900
- Logical channel identity		2		RBS-1901
- E-DCH MAC-d flow identity		1		RBS-1902
- CHOICE RLC PDU size		Fixed size	Rel-8	RBS-1903
- DDI		2		RBS-1904
- RLC PDU size list		1 RLC PDU size		RBS-1905
- RLC PDU size		144 bits		RBS-1906
- Include in scheduling info		FALSE		RBS-1907
- MAC logical channel priority		2		RBS-1908
- Downlink RLC logical channel info		1		RBS-1909
- Number of RLC logical channels		1		RBS-1910
- Downlink transport channel type		HS-DSCH		RBS-1911
- DL DCH Transport channel identity		Not Present		RBS-1912

Information Element	Condition	Value/remark	Version	Index
- DL DSCH Transport channel identity		Not Present		RBS-1909
- CHOICE <i>DL MAC header type</i>		MAC-ehs		RBS-1910
- DL HS-DSCH MAC-ehs		1		RBS-1911
Queue Id				
- Logical channel identity		2		RBS-1912
- RB identity		3 (AM DCCH for NAS High Priority)		RBS-1913
- RB mapping info				RBS-1914
- Information for each multiplexing option		1 RBMuxOption		RBS-1915
- RLC logical channel mapping indicator		Not Present		RBS-1916
- Number of uplink RLC logical channels		1		RBS-1917
- Uplink transport channel type		E-DCH		RBS-1918
- Logical channel identity		3		RBS-1919
- E-DCH MAC-d flow identity		1		RBS-1920
- CHOICE RLC PDU size		Fixed size	Rel-8	RBS-1921
- DDI		3		RBS-1922
- RLC PDU size list		1 RLC PDU size		RBS-1923
- RLC PDU size		144 bits		RBS-1924
- Include in scheduling info		FALSE		RBS-1925
- MAC logical channel priority		3		RBS-1926
- Downlink RLC logical channel info				RBS-1927
- Number of RLC logical channels		1		RBS-1928
- Downlink transport channel type		HS-DSCH		RBS-1929
- DL DCH Transport channel identity		Not Present		RBS-1930
- DL DSCH Transport channel identity		Not Present		RBS-1931
- CHOICE <i>DL MAC header type</i>		MAC-ehs		RBS-1932
- DL HS-DSCH MAC-ehs		1		RBS-1933
Queue Id				
- Logical channel identity		3		RBS-1934
- RB identity		4 (AM DCCH for NAS Low Priority)		RBS-1935
- RB mapping info				RBS-1936
- Information for each multiplexing option		1 RBMuxOption		RBS-1937
- RLC logical channel mapping indicator		Not Present		RBS-1938
- Number of uplink RLC logical channels		1		RBS-1939
- Uplink transport channel type		E-DCH		RBS-1940
- Logical channel identity		4		RBS-1941
- E-DCH MAC-d flow identity		1		RBS-1942
- CHOICE RLC PDU size		Fixed size	Rel-8	RBS-1943
- DDI		4		RBS-1944
- RLC PDU size list		1 RLC PDU size		RBS-1945
- RLC PDU size		144 bits		RBS-1946
- Include in scheduling info		FALSE		RBS-1947
- MAC logical channel priority		4		RBS-1948
- Downlink RLC logical channel info				RBS-1949
- Number of RLC logical channels		1		RBS-1950
- Downlink transport channel type		HS-DSCH		RBS-1951
- DL DCH Transport channel identity		Not Present		RBS-1952
- DL DSCH Transport channel identity		Not Present		RBS-1953
- CHOICE <i>DL MAC header type</i>		MAC-ehs		RBS-1954
- DL HS-DSCH MAC-ehs		1		RBS-1955
Queue Id				

Information Element	Condition	Value/remark	Version	Index
- Logical channel identity		4		RBS-1956
RB information to be affected	A27, A27a A33, A34, A36, A37		Rel-8 Rel-10	RBS-1957
- RB identity		1 (UM DCCH for RRC)		RBS-1958
- RB mapping info				RBS-1959
- Information for each multiplexing option		1 RBMuxOption		RBS-1960
- RLC logical channel mapping indicator		Not Present		RBS-1961
- Number of uplink RLC logical channels		1		RBS-1962
- Uplink transport channel type		E-DCH		RBS-1963
- Logical channel identity		1		RBS-1964
- E-DCH MAC-d flow identity		1		RBS-1965
- CHOICE RLC PDU size		Fixed size		RBS-1966
- DDI		Not Present		RBS-1967
- RLC PDU size list		1 RLC PDU size		RBS-1968
- RLC PDU size		144 bits		RBS-1969
- Include in scheduling info		FALSE		RBS-1970
- MAC logical channel priority		1		RBS-1971
- Downlink RLC logical channel info				RBS-1972
- Number of RLC logical channels		1		RBS-1973
- Downlink transport channel type		HS-DSCH		RBS-1974
- DL DCH Transport channel identity		Not present		RBS-1975
- DL DSCH Transport channel identity		Not present		RBS-1976
- CHOICE DL MAC header type		MAC-ehs		RBS-1977
- DL HS-DSCH MAC-ehs		1		RBS-1978
Queue Id				
- Logical channel identity		1		RBS-1979
- RB identity		2 (AM DCCH for RRC)		RBS-1980
- RB mapping info				RBS-1981
- Information for each multiplexing option		1 RBMuxOption		RBS-1982
- RLC logical channel mapping indicator		Not Present		RBS-1983
- Number of uplink RLC logical channels		1		RBS-1984
- Uplink transport channel type		E-DCH		RBS-1985
- Logical channel identity		2		RBS-1986
- E-DCH MAC-d flow identity		1		RBS-1987
- CHOICE RLC PDU size		Fixed size		RBS-1988
- DDI		Not Present		RBS-1989
- RLC PDU size list		1 RLC PDU size		RBS-1990
- RLC PDU size		144 bits		RBS-1991
- Include in scheduling info		FALSE		RBS-1992
- MAC logical channel priority		2		RBS-1993
- Downlink RLC logical channel info				RBS-1994
- Number of RLC logical channels		1		RBS-1995
- Downlink transport channel type		HS-DSCH		RBS-1996
- DL DCH Transport channel identity		Not Present		RBS-1997
- DL DSCH Transport channel identity		Not Present		RBS-1998
- CHOICE DL MAC header type		MAC-ehs		RBS-1999
- DL HS-DSCH MAC-ehs		1		RBS-2000
Queue Id				
- Logical channel identity		2		RBS-2001
- RB identity		3 (AM DCCH for NAS High Priority)		RBS-2002
- RB mapping info				RBS-2003

Information Element	Condition	Value/remark	Version	Index
- Information for each multiplexing option		1 RBMuxOption		RBS-2004
- RLC logical channel mapping indicator		Not Present		RBS-2005
- Number of uplink RLC logical channels		1		RBS-2006
- Uplink transport channel type		E-DCH		RBS-2007
- Logical channel identity		3		RBS-2008
- E-DCH MAC-d flow identity		1		RBS-2009
- CHOICE RLC PDU size		Fixed size		RBS-2010
- DDI		Not Present		RBS-2011
- RLC PDU size list		1 RLC PDU size		RBS-2012
- RLC PDU size		144 bits		RBS-2013
- Include in scheduling info		FALSE		RBS-2014
- MAC logical channel priority		3		RBS-2015
- Downlink RLC logical channel info				RBS-2016
- Number of RLC logical channels		1		RBS-2017
- Downlink transport channel type		HS-DSCH		RBS-2018
- DL DCH Transport channel identity		Not Present		RBS-2019
- DL DSCH Transport channel identity		Not Present		RBS-2020
- CHOICE DL MAC header type		MAC-ehs		RBS-2021
- DL HS-DSCH MAC-ehs		1		RBS-2022
Queue Id				
- Logical channel identity		3		RBS-2023
- RB identity		4 (AM DCCH for NAS Low Priority)		RBS-2024
- RB mapping info				RBS-2025
- Information for each multiplexing option		1 RBMuxOption		RBS-2026
- RLC logical channel mapping indicator		Not Present		RBS-2027
- Number of uplink RLC logical channels		1		RBS-2028
- Uplink transport channel type		E-DCH		RBS-2029
- Logical channel identity		4		RBS-2030
- E-DCH MAC-d flow identity		1		RBS-2031
- CHOICE RLC PDU size		Fixed size		RBS-2032
- DDI		Not Present		RBS-2033
- RLC PDU size list		1 RLC PDU size		RBS-2034
- RLC PDU size		144 bits		RBS-2035
- Include in scheduling info		FALSE		RBS-2036
- MAC logical channel priority		4		RBS-2037
- Downlink RLC logical channel info				RBS-2038
- Number of RLC logical channels		1		RBS-2039
- Downlink transport channel type		HS-DSCH		RBS-2040
- DL DCH Transport channel identity		Not Present		RBS-2041
- DL DSCH Transport channel identity		Not Present		RBS-2042
- CHOICE DL MAC header type		MAC-ehs		RBS-2043
- DL HS-DSCH MAC-ehs		1		RBS-2044
Queue Id				
- Logical channel identity		4		RBS-2045
RB information to be affected	A30		Rel-8	RBS-2046
- RB identity		1 (UM DCCH for RRC)		RBS-2047
- RB mapping info				RBS-2048
- Information for each multiplexing option		1 RBMuxOption		RBS-2049
- RLC logical channel mapping indicator		Not Present		RBS-2050

Information Element	Condition	Value/remark	Version	Index
- Number of uplink RLC logical channels		1		RBS-2051
- Uplink transport channel type		E-DCH		RBS-2052
- Logical channel identity		1		RBS-2053
- E-DCH MAC-d flow identity		3		RBS-2054
- CHOICE RLC PDU size		Fixed size		RBS-2055
- DDI		0 (Not applicable for MAC-i/is)		RBS-2056
- RLC PDU size list		1 RLC PDU size		RBS-2057
- RLC PDU size		144 bits		RBS-2058
- Include in scheduling info		FALSE		RBS-2059
- MAC logical channel priority		1		RBS-2060
- Downlink RLC logical channel info				RBS-2061
- Number of RLC logical channels		1		RBS-2062
- Downlink transport channel type		HS-DSCH		RBS-2063
- DL DCH Transport channel identity		Not present		RBS-2064
- DL DSCH Transport channel identity		Not present		RBS-2065
- CHOICE DL MAC header type		MAC-ehs		RBS-2066
- DL HS-DSCH MAC-ehs		3		RBS-2067
Queue Id				
- Logical channel identity		1		RBS-2068
- RB identity		2 (AM DCCH for RRC)		RBS-2069
- RB mapping info				RBS-2070
- Information for each multiplexing option		1 RBMuxOption		RBS-2071
- RLC logical channel mapping indicator		Not Present		RBS-2072
- Number of uplink RLC logical channels		1		RBS-2073
- Uplink transport channel type		E-DCH		RBS-2074
- Logical channel identity		2		RBS-2075
- E-DCH MAC-d flow identity		3		RBS-2076
- CHOICE RLC PDU size		Fixed size		RBS-2077
- DDI		0 (Not applicable for MAC-i/is)		RBS-2078
- RLC PDU size list		1 RLC PDU size		RBS-2079
- RLC PDU size		144 bits		RBS-2080
- Include in scheduling info		FALSE		RBS-2081
- MAC logical channel priority		2		RBS-2082
- Downlink RLC logical channel info				RBS-2083
- Number of RLC logical channels		1		RBS-2084
- Downlink transport channel type		HS-DSCH		RBS-2085
- DL DCH Transport channel identity		Not Present		RBS-2086
- DL DSCH Transport channel identity		Not Present		RBS-2087
- CHOICE DL MAC header type		MAC-ehs		RBS-2088
- DL HS-DSCH MAC-ehs		3		RBS-2089
Queue Id				
- Logical channel identity		2		RBS-2090
- RB identity		3 (AM DCCH for NAS High Priority)		RBS-2091
- RB mapping info				RBS-2092
- Information for each multiplexing option		1 RBMuxOption		RBS-2093
- RLC logical channel mapping indicator		Not Present		RBS-2094
- Number of uplink RLC logical channels		1		RBS-2095
- Uplink transport channel type		E-DCH		RBS-2096
- Logical channel identity		3		RBS-2097
- E-DCH MAC-d flow identity		3		RBS-2098

Information Element	Condition	Value/remark	Version	Index
<ul style="list-style-type: none"> - CHOICE RLC PDU size - DDI - RLC PDU size list - RLC PDU size - Include in scheduling info - MAC logical channel priority - Downlink RLC logical channel info - Number of RLC logical channels - Downlink transport channel type - DL DCH Transport channel identity - DL DSCH Transport channel identity - CHOICE <i>DL MAC header type</i> - DL HS-DSCH MAC-ehs Queue Id - Logical channel identity - RB identity - RB mapping info - Information for each multiplexing option - RLC logical channel mapping indicator - Number of uplink RLC logical channels - Uplink transport channel type - Logical channel identity - E-DCH MAC-d flow identity - CHOICE RLC PDU size - DDI - RLC PDU size list - RLC PDU size - Include in scheduling info - MAC logical channel priority - Downlink RLC logical channel info - Number of RLC logical channels - Downlink transport channel type - DL DCH Transport channel identity - DL DSCH Transport channel identity - CHOICE <i>DL MAC header type</i> - DL HS-DSCH MAC-ehs Queue Id - Logical channel identity 		Fixed size	Rel-8	RBS-2099
		0 (Not applicable for MAC-i/is)		RBS-2100
		1 RLC PDU size		RBS-2101
		144 bits		RBS-2102
		FALSE		RBS-2103
		3		RBS-2104
				RBS-2105
		1		RBS-2106
		HS-DSCH		RBS-2107
		Not Present		RBS-2108
		Not Present		RBS-2109
		MAC-ehs		RBS-2110
		3		RBS-2111
		3		RBS-2112
		4 (AM DCCH for NAS Low Priority)		RBS-2113
		1 RBmuxOption	RBS-2114	
		Not Present	RBS-2115	
		Not Present	RBS-2116	
		1	RBS-2117	
		E-DCH	RBS-2118	
		4	RBS-2119	
		3	RBS-2120	
Fixed size	Rel-8	RBS-2121		
4		RBS-2122		
1 RLC PDU size		RBS-2123		
144 bits		RBS-2124		
FALSE		RBS-2125		
4		RBS-2126		
		RBS-2127		
1		RBS-2128		
HS-DSCH		RBS-2129		
Not Present		RBS-2130		
Not Present	RBS-2131			
MAC-ehs	RBS-2132			
3	RBS-2133			
4	RBS-2134			
Downlink counter synchronization info	A1, A2, A3, A4, A5, A6, A7, A8, A11, A9, A10, A12, A13, A14, A15, A16, A17, A17a, A17b, A17c, A17d, A17e, A18, A19, A19a, A19b, A20, A21, A22, A24, A23, A28a, A25, A25a, A25b, A26, A27, A27a, A28, A29, A30	Not Present	Rel-5	RBS-2135
			Rel-6	RBS-2136
			Rel-7	RBS-2137
			Rel-7	RBS-2138
			Rel-7	RBS-2139
			Rel-8	RBS-2140
			Rel-8	RBS-2140

Information Element	Condition	Value/remark	Version	Index
	, A31, A32 A33, A34, A35, A36, A37 , A25c		Rel-9 Rel-10 Rel-9	RBS-2141 RBS-2142
PDCP ROHC target mode	A9, A10 , A12, A13, A14, A15, A16 , A17, A17a, A17b, A17c, A17d, A17e, A18, A19, A19a, A19b, A20, A21, A22, A24 , A23, A28a , A25, A25a, A25b, A26, A27, A27a, A28, A29, A30 , A31, A32 A33, A34, A35, A36, A37 , A25c	Not Present	Rel-5 Rel-6 Rel-7 Rel-7 Rel-8 Rel-8 Rel-9 Rel-10 Rel-9	RBS-2143 RBS-2144 RBS-2145 RBS-2146 RBS-2147 RBS-2148 RBS-2149
UL Transport channel information for all transport channels	A1, A2, A3, A4, A5, A6, A7, A8, A11 , A9, A10 , A17, A17a, A18, A28a , A25a, A28 , A31, A32 A33, A34, A35, A36, A37		Rel-5 Rel-7 Rel-8 Rel-9 Rel-10	RBS-2150 RBS-2151 RBS-2152 RBS-2153 RBS-2154
- PRACH TFCS		Not Present		RBS-2155
- CHOICE mode		FDD		RBS-2156
- TFC subset		Not Present		RBS-2157
- UL DCH TFCS				RBS-2158
- CHOICE TFCI signalling		Normal		RBS-2159
- TFCI Field 1 information				RBS-2160
- CHOICE TFCS representation		Complete reconfiguration		RBS-2161
- TFCS complete reconfigure information				RBS-2162
- CHOICE CTFC Size		Number of bits used must be enough to cover all combinations of CTFC from clause 6.10.2.4 Parameter Set.		RBS-2163
- CTFC information		This IE is repeated for TFC numbers and reference to clause 6.10.2.4 Parameter Set		RBS-2164
- CTFC		Reference to clause 6.10.2.4 Parameter Set		RBS-2165
- Power offset information				RBS-2166
- CHOICE Gain Factors		Computed Gain Factors(The last TFC is set to Signalled Gain Factors)		RBS-2167
- Gain factor β_c		11 (below 64 kbps) 9 (equal or higher than 64 kbps) when HSDPA is not configured 9 (equal or higher than 64 kbps and below 384 kbps) when HSDPA is also configured 6 (equal or higher than 384 kbps) when HSDPA is also configured (Not Present if the CHOICE Gain Factors is set to Computed Gain Factors)		RBS-2168
- Gain factor β_d		15 (Not Present if the CHOICE Gain Factors is set to Computed Gain Factors)		RBS-2169
- Reference TFC ID		0		RBS-2170
- CHOICE mode		FDD		RBS-2171
- Power offset P_{p-m}		Not Present		RBS-2172

Information Element	Condition	Value/remark	Version	Index
UL Transport channel information for all transport channels	A12		Rel-6	RBS-2173
	A19	Not Present FDD Not Present Normal Complete reconfiguration ctfc2bit 0 ((UL DCH RAB, DCCH)=(TF0, TF0)) Computed Gain Factors 1 ((UL DCH RAB, DCCH)=(TF0, TF1)) Signalled Gain Factors 11 (below 64 kbps) 9 (equal or higher than 64 kbps) when HSDPA is not configured 9 (equal or higher than 64 kbps and below 384 kbps) when HSDPA is also configured 6 (equal or higher than 384 kbps) when HSDPA is also configured (Not Present if the CHOICE Gain Factors is set to Computed Gain Factors) 15 0 FDD Not Present	Rel-7	RBS-2174 RBS-2175 RBS-2176 RBS-2177 RBS-2178 RBS-2179 RBS-2180 RBS-2181 RBS-2182 RBS-2183 RBS-2184 RBS-2185 RBS-2186 RBS-2187 RBS-2188 RBS-2189 RBS-2190 RBS-2191 RBS-2192 RBS-2193 RBS-2194 RBS-2195
UL Transport channel information for all transport channels	A13, A14, A15, A16,	Not Present	Rel-6	RBS-2196
	A17b, A17c, A17d, A17e, A19a, A19b, A20, A21, A22, A24, A23		Rel-7	RBS-2197
	, A25, A25b, A26, A27, A27a, A29, A30		Rel-7 Rel-8	RBS-2198 RBS-2199
	A25c		Rel-8	RBS-2199
			Rel-9	RBS-2200
Deleted UL TrCH information	A1, A2, A3, A4, A5, A6, A7, A8, A11, A9, A10, A12, A17, A17a, A18, A19, A20, A21, A24, A23, A28a	Not Present	Rel-5 Rel-6 Rel-7	RBS-2201 RBS-2202 RBS-2203 RBS-2204
	, A28, A29, A30, A31, A32, A35		Rel-7 Rel-8 Rel-8 Rel-9 Rel-10	RBS-2205 RBS-2206 RBS-2207
	A13, A14, A15, A16		Rel-6	RBS-2208
	A17b, A17c, A17d, A17e, A19a, A19b, A22, A26, A27, A27a		Rel-7	RBS-2209
	A25, A25b, A25c		Rel-8 Rel-9	RBS-2210 RBS-2211
	A33, A34, A36, A37	DCH 5	Rel-10	RBS-2212 RBS-2213
- Uplink transport channel type - UL transport channel identity				

Information Element	Condition	Value/remark	Version	Index				
Added or Reconfigured UL TrCH information - Uplink transport channel type - UL Transport channel identity - TFS - CHOICE Transport channel type - Dynamic Transport format information - RLC Size - Number of TBs and TTI List - Transmission Time Interval - Number of Transport blocks - CHOICE Logical channel list - Semi-static Transport Format information - Transmission time interval - Type of channel coding - Coding Rate - Rate matching attribute - CRC size - Uplink transport channel type - UL Transport channel identity - TFS - CHOICE Transport channel type - Dynamic Transport format information - RLC Size - Number of TBs and TTI List - Transmission Time Interval - Number of Transport blocks - CHOICE Logical channel list - Semi-static Transport Format information - Transmission time interval - Type of channel coding - Coding Rate - Rate matching attribute - CRC size	A1, A3 A4, A5, A6, A7, A9, A10, A17, A17a, A18, A28a, A28	1 DCH added, 1 DCH reconfigured (if from cell_DCH) OR 2 DCHs added (if from cell_FACH) DCH 1 Dedicated transport channels	Rel-5 Rel-7 Rel-8	RBS-2214 RBS-2215 RBS-2216 RBS-2217 RBS-2218 RBS-2219 RBS-2220 RBS-2221 RBS-2222 RBS-2223 RBS-2224 RBS-2225 RBS-2226 RBS-2227 RBS-2228 RBS-2229 RBS-2230 RBS-2231 RBS-2232 RBS-2233 RBS-2234 RBS-2235 RBS-2236 RBS-2237 RBS-2238 RBS-2239 RBS-2240 RBS-2241 RBS-2242 RBS-2243 RBS-2244 RBS-2245 RBS-2246 RBS-2247 RBS-2248 RBS-2249				
		Added or Reconfigured UL TrCH information - Uplink transport channel type - UL Transport channel identity - TFS - CHOICE Transport channel type - Dynamic Transport format information - RLC Size - Number of TBs and TTI List - Transmission Time Interval - Number of Transport blocks - CHOICE Logical channel list - Semi-static Transport Format information - Transmission time interval - Type of channel coding - Coding Rate - Rate matching attribute - CRC size	A11	1 DCH added for DTCH DCH 4 Dedicated transport channels		RBS-2250 RBS-2251 RBS-2252 RBS-2253 RBS-2254 RBS-2255 RBS-2256 RBS-2257 RBS-2258 RBS-2259 RBS-2260 RBS-2261 RBS-2262 RBS-2263 RBS-2264 RBS-2265 RBS-2266		
				Added or Reconfigured UL TrCH information - Uplink transport channel type - UL Transport channel identity - TFS	A2, A8	4 TrCHs(DCH for DCCH and 3DCHs for DTCH) DCH 5		RBS-2267 RBS-2268 RBS-2269 RBS-2270

Information Element	Condition	Value/remark	Version	Index
- CHOICE Transport channel type - Dynamic Transport format		Dedicated transport channels		RBS-2271
				RBS-2272
information - RLC Size		Reference to clause 6.10 Parameter Set (This IE is repeated for TFI number.)		RBS-2273
				RBS-2274
- Number of TBs and TTI List		Not Present		RBS-2275
- Transmission Time Interval		Reference to clause 6.10 Parameter Set		RBS-2276
- Number of Transport blocks		All		RBS-2277
- CHOICE Logical channel list				RBS-2278
- Semi-static Transport Format				
information - Transmission time interval		Reference to clause 6.10 Parameter Set		RBS-2279
				RBS-2280
- Type of channel coding		Reference to clause 6.10 Parameter Set		RBS-2281
- Coding Rate		Reference to clause 6.10 Parameter Set		RBS-2282
- Rate matching attribute		Reference to clause 6.10 Parameter Set		RBS-2283
- CRC size		Reference to clause 6.10 Parameter Set		RBS-2284
- Uplink transport channel type		DCH		RBS-2285
- UL Transport channel identity		1		RBS-2286
- TFS				RBS-2287
- CHOICE Transport channel type		Dedicated transport channels		RBS-2288
- Dynamic Transport format				
information - RLC Size		Reference to clause 6.10 Parameter Set (This IE is repeated for TFI number.)		RBS-2289
				RBS-2290
- Number of TBs and TTI List		Not Present		RBS-2291
- Transmission Time Interval		Reference to clause 6.10 Parameter Set		RBS-2292
- Number of Transport blocks		All		RBS-2293
- CHOICE Logical channel list				RBS-2294
- Semi-static Transport Format				
information - Transmission time interval		Reference to clause 6.10 Parameter Set		RBS-2295
				RBS-2296
- Type of channel coding		Reference to clause 6.10 Parameter Set		RBS-2297
- Coding Rate		Reference to clause 6.10 Parameter Set		RBS-2298
- Rate matching attribute		Reference to clause 6.10 Parameter Set		RBS-2299
- CRC size		Reference to clause 6.10 Parameter Set		RBS-2300
- Uplink transport channel type		DCH		RBS-2301
- UL Transport channel identity		2		RBS-2302
- TFS				RBS-2303
- CHOICE Transport channel type		Dedicated transport channels		RBS-2304
- Dynamic Transport format				
information - RLC Size		Reference to clause 6.10 Parameter Set (This IE is repeated for TFI number.)		RBS-2305
				RBS-2306
- Number of TBs and TTI List		Not Present		RBS-2307
- Transmission Time Interval		Reference to clause 6.10 Parameter Set		RBS-2308
- Number of Transport blocks		All		RBS-2309
- CHOICE Logical channel list				RBS-2310
- Semi-static Transport Format				
information - Transmission time interval		Reference to clause 6.10 Parameter Set		RBS-2311
				RBS-2312
- Type of channel coding		Reference to clause 6.10 Parameter Set		RBS-2313
- Coding Rate		Reference to clause 6.10 Parameter Set		RBS-2314
- Rate matching attribute		Reference to clause 6.10 Parameter Set		RBS-2315
- CRC size		Reference to clause 6.10 Parameter Set		RBS-2316
- Uplink transport channel type		DCH		RBS-2317
- UL Transport channel identity		3		RBS-2318
- TFS				RBS-2319
- CHOICE Transport channel type		Dedicated transport channels		RBS-2320
- Dynamic Transport format				
information - RLC Size		Reference to clause 6.10 Parameter Set (This IE is repeated for TFI number.)		RBS-2321
				RBS-2322
- Number of TBs and TTI List		Not Present		RBS-2323
- Transmission Time Interval		Reference to clause 6.10 Parameter Set		RBS-2324
- Number of Transport blocks		All		RBS-2325
- CHOICE Logical channel list				RBS-2326
- Semi-static Transport Format				
information - Transmission time interval		Reference to clause 6.10 Parameter Set		RBS-2327
				RBS-2328
- Type of channel coding		Reference to clause 6.10 Parameter Set		RBS-2329
- Coding Rate		Reference to clause 6.10 Parameter Set		

Information Element	Condition	Value/remark	Version	Index
- Rate matching attribute		Reference to clause 6.10 Parameter Set		RBS-2330
- CRC size		Reference to clause 6.10 Parameter Set		RBS-2331
Added or Reconfigured UL TrCH information	A12	1 E-DCH added, 1 DCH added, 1 DCH reconfigured	Rel-6	RBS-2332
	A19	E-DCH	Rel-7	RBS-2333
- Uplink transport channel type		E-DCH		RBS-2334
- CHOICE UL parameters		E-DCH		RBS-2335
- UL MAC header type		Not present	Rel-8	RBS-2336
- UL MAC header type		MAC-i/is	Rel-8	RBS-2337
- E-DCH Transmission Time Interval	MAC-I-FIXED, MAC-I-FLEX	set to 2ms if supported by the UE E-DCH category, or 10ms if the UE E-DCH category does not support 2ms TTI		RBS-2338
- HARQ info for E-DCH				RBS-2339
- HARQ RV Configuration		rvtable		RBS-2340
- Added or reconfigured E-DCH MAC-d flow				RBS-2341
- E-DCH MAC-d flow identity		2		RBS-2342
- E-DCH MAC-d flow power offset		0		RBS-2343
- E-DCH MAC-d flow maximum number of retransmissions		7		RBS-2344
- E-DCH MAC-d flow multiplexing list		Not Present		RBS-2345
- CHOICE transmission grant type		Scheduled grant info		RBS-2346
- Uplink transport channel type		DCH		RBS-2347
- UL Transport channel identity		1		RBS-2348
- TFS				RBS-2349
- CHOICE Transport channel type		Dedicated transport channels		RBS-2350
- Dynamic Transport format information				RBS-2351
- RLC Size		Reference to clause 6.10 Parameter Set		RBS-2352
- Number of TBs and TTI List		(This IE is repeated for TFI number.)		RBS-2353
- Transmission Time Interval		Not Present		RBS-2354
- Number of Transport blocks		Reference to clause 6.10 Parameter Set		RBS-2355
- CHOICE Logical channel list		All		RBS-2356
- Semi-static Transport Format information				RBS-2357
- Transmission time interval		Reference to clause 6.10 Parameter Set		RBS-2358
- Type of channel coding		Reference to clause 6.10 Parameter Set		RBS-2359
- Coding Rate		Reference to clause 6.10 Parameter Set		RBS-2360
- Rate matching attribute		Reference to clause 6.10 Parameter Set		RBS-2361
- CRC size		Reference to clause 6.10 Parameter Set		RBS-2362
- Uplink transport channel type		DCH		RBS-2363
- UL Transport channel identity		5		RBS-2364
- TFS				RBS-2365
- CHOICE Transport channel type		Dedicated transport channels		RBS-2366
- Dynamic Transport format information				RBS-2367
- RLC Size		Reference to clause 6.10 Parameter Set		RBS-2368
- Number of TBs and TTI List		(This IE is repeated for TFI number.)		RBS-2369
- Transmission Time Interval		Not Present		RBS-2370
- Number of Transport blocks		Reference to clause 6.10 Parameter Set		RBS-2371
- CHOICE Logical channel list		All		RBS-2372
- Semi-static Transport Format information				RBS-2373
- Transmission time interval		Reference to clause 6.10 Parameter Set		RBS-2374
- Type of channel coding		Reference to clause 6.10 Parameter Set		RBS-2375
- Coding Rate		Reference to clause 6.10 Parameter Set		RBS-2376
- Rate matching attribute		Reference to clause 6.10 Parameter Set		RBS-2377
- CRC size		Reference to clause 6.10 Parameter Set		RBS-2378
Added or Reconfigured UL TrCH information	A13, A14,	1 E-DCH added with one DCCH MAC-d flow and one DTCH MAC-d flow	Rel-6	RBS-2379
	A17b, A17c, A17d, A17e, A19a, A20		Rel-7	RBS-2380

Information Element	Condition	Value/remark	Version	Index
<ul style="list-style-type: none"> - Uplink transport channel type - CHOICE UL parameters - UL MAC header type - UL MAC header type 	, A25, A25b, A27, A27a , A25c, A31, A32 A33, A34, A36, A37 MAC-I-FIXED, MAC-I-FLEX	E-DCH	Rel-8	RBS-2381
		E-DCH	Rel-9	RBS-2382
		Not present	Rel-10	RBS-2383
		MAC-i/is	Rel-8	RBS-2384
		MAC-i/is	Rel-8	RBS-2385
		MAC-i/is	Rel-8	RBS-2386
		set to 2ms if supported by the UE E-DCH category, or 10ms if the UE E-DCH category does not support 2ms TTI		RBS-2387
				RBS-2388
		rvtable		RBS-2389
		(for DCCH)		RBS-2390
		1		RBS-2391
		0		RBS-2392
		7		RBS-2393
		Not Present		RBS-2394
Non-scheduled grant info		RBS-2395		
168 bits	MAC-I-FIXED, MAC-I-FLEX	Rel-8	RBS-2396	
162 bits		RBS-2397		
Not Present		RBS-2398		
(for DTCH)		RBS-2399		
2		RBS-2400		
0		RBS-2401		
7		RBS-2402		
Not Present		RBS-2403		
Scheduled grant info		RBS-2404		
1 E-DCH added with one DCCH MAC-d flow and two DTCH MAC-d flows		A15 MAC-I-FIXED, MAC-I-FLEX	Rel-6	RBS-2405
E-DCH			RBS-2406	
E-DCH			RBS-2407	
Not present			Rel-8	RBS-2408
MAC-i/is			Rel-8	RBS-2409
MAC-i/is			RBS-2410	
set to 2ms if supported by the UE E-DCH category, or 10ms if the UE E-DCH category does not support 2ms TTI			RBS-2411	
rvtable			RBS-2412	
(for DCCH)			RBS-2413	
1			RBS-2414	
0			RBS-2415	
7			RBS-2416	
Not Present			RBS-2417	

Information Element	Condition	Value/remark	Version	Index
- CHOICE transmission grant type		Non-scheduled grant info		RBS-2418
- Max MAC-e PDU contents size		162 bits		RBS-2419
- Max MAC-e PDU contents size	MAC-I-FIXED, MAC-I-FLEX	168 bits	Rel-8	RBS-2420
- 2 ms non-scheduled transmission grant HARQ process allocation		Not Present		RBS-2421
- Added or reconfigured E-DCH MAC-d flow		(for first DTCH)		RBS-2422
- E-DCH MAC-d flow identity		2		RBS-2423
- E-DCH MAC-d flow power		0		RBS-2424
offset				
- E-DCH MAC-d flow maximum number of retransmissions		7		RBS-2425
- E-DCH MAC-d flow multiplexing list		Not Present		RBS-2426
- CHOICE transmission grant type		Scheduled grant info		RBS-2427
- Added or reconfigured E-DCH MAC-d flow		(for second DTCH)		RBS-2428
- E-DCH MAC-d flow identity		3		RBS-2429
- E-DCH MAC-d flow power		0		RBS-2430
offset				
- E-DCH MAC-d flow maximum number of retransmissions		7		RBS-2431
- E-DCH MAC-d flow multiplexing list		Not Present		RBS-2432
- CHOICE transmission grant type		Scheduled grant info		RBS-2433
Added or Reconfigured UL TrCH information	A16	1 E-DCH added with one DCCH MAC-d flow and two DTCH MAC-d flows	Rel-6	RBS-2434
	, A19b, A21, A22		Rel-7	RBS-2435
- Uplink transport channel type		E-DCH		RBS-2436
- CHOICE UL parameters		E-DCH		RBS-2437
- UL MAC header type		Not present	Rel-8	RBS-2438
- UL MAC header type	MAC-I-FIXED, MAC-I-FLEX	MAC-i/is	Rel-8	RBS-2439
- CHOICE mode		FDD	Rel-7	RBS-2440
- E-DCH Transmission Time Interval		set to 2ms if supported by the UE E-DCH category, or 10ms if the UE E-DCH category does not support 2ms TTI		RBS-2441
- HARQ info for E-DCH				RBS-2442
- HARQ RV Configuration		rtable		RBS-2443
- Added or reconfigured E-DCH MAC-d flow		(for DCCH)		RBS-2444
- E-DCH MAC-d flow identity		1		RBS-2445
- E-DCH MAC-d flow power		0		RBS-2446
offset				
- E-DCH MAC-d flow maximum number of retransmissions		7		RBS-2447
- E-DCH MAC-d flow multiplexing list		Not Present		RBS-2448
- CHOICE transmission grant type		Non-scheduled grant info		RBS-2449
- Max MAC-e PDU contents size		162 bits		RBS-2450
- Max MAC-e PDU contents size	MAC-I-FIXED, MAC-I-FLEX	168 bits	Rel-8	RBS-2451
- 2 ms non-scheduled transmission grant HARQ process allocation		Not Present		RBS-2452
- Added or reconfigured E-DCH MAC-d flow		(for first DTCH)		RBS-2453
- E-DCH MAC-d flow identity		2		RBS-2454

Information Element	Condition	Value/remark	Version	Index
- E-DCH MAC-d flow power offset		0		RBS-2455
- E-DCH MAC-d flow maximum number of retransmissions		7		RBS-2456
- E-DCH MAC-d flow multiplexing list		Not Present		RBS-2457
- CHOICE transmission grant type		Scheduled grant info		RBS-2458
- Added or reconfigured E-DCH MAC-d flow		(for second DTCH)		RBS-2459
- E-DCH MAC-d flow identity		4		RBS-2460
- E-DCH MAC-d flow power offset		0		RBS-2461
- E-DCH MAC-d flow maximum number of retransmissions		7		RBS-2462
- E-DCH MAC-d flow multiplexing list		Not Present		RBS-2463
- CHOICE transmission grant type		Scheduled grant info		RBS-2464
Added or Reconfigured UL TrCH information	A23	1 E-DCH added with one DCCH MAC-d flow and one DTCH MAC-d flow	Rel-7 Rel-8	RBS-2465
- Uplink transport channel type		E-DCH		RBS-2466
- CHOICE UL parameters		E-DCH		RBS-2467
- UL MAC header type		Not present	Rel-8	RBS-2468
- UL MAC header type	MAC-I-FIXED, MAC-I-FLEX	MAC-i/is	Rel-8	RBS-2469
- E-DCH Transmission Time Interval		set to 2ms if supported by the UE E-DCH category, or 10ms if the UE E-DCH category does not support 2ms TTI		RBS-2470
- HARQ info for E-DCH				RBS-2471
- HARQ RV Configuration		rvtable		RBS-2472
- Added or reconfigured E-DCH MAC-d flow		(for DCCH)		RBS-2473
- E-DCH MAC-d flow identity		1		RBS-2474
- E-DCH MAC-d flow power offset		0		RBS-2475
- E-DCH MAC-d flow maximum number of retransmissions		7		RBS-2476
- E-DCH MAC-d flow multiplexing list		Not Present		RBS-2477
- CHOICE transmission grant type		Non-scheduled grant info		RBS-2478
- Max MAC-e PDU contents size		162 bits	Rel-6	RBS-2479
- Max MAC-e PDU contents size	MAC-I-FIXED, MAC-I-FLEX	168 bits	Rel-8	RBS-2480
- 2 ms non-scheduled transmission grant HARQ process allocation		'01000000'B if 2ms TTI configured otherwise Not Present		RBS-2481
- Added or reconfigured E-DCH MAC-d flow		(for DTCH)		RBS-2482
- E-DCH MAC-d flow identity		2		RBS-2483
- E-DCH MAC-d flow power offset		0		RBS-2484
- E-DCH MAC-d flow maximum number of retransmissions		3 if 2ms TTI configured, otherwise 1		RBS-2485
- E-DCH MAC-d flow multiplexing list		Not Present		RBS-2486
- CHOICE transmission grant type		Non-scheduled grant info		RBS-2487
- Max MAC-e PDU contents size		546 bits	Rel-6	RBS-2488
- Max MAC-e PDU contents size	MAC-I-FIXED, MAC-I-FLEX	552 bits	Rel-8	RBS-2489
Added or Reconfigured UL TrCH information	A26	1 E-DCH added with one DCCH MAC-d flow and three DTCH MAC-d flows	Rel-8	RBS-2490

Information Element	Condition	Value/remark	Version	Index
<ul style="list-style-type: none"> - Uplink transport channel type - CHOICE UL parameters - UL MAC header type - UL MAC header type - CHOICE mode - E-DCH Transmission Time Interval 		E-DCH E-DCH Not present MAC-i/is FDD set to 2ms if supported by the UE E-DCH category, or 10ms if the UE E-DCH category does not support 2ms TTI	Rel-7	RBS-2491 RBS-2492 RBS-2493 RBS-2494 RBS-2495 RBS-2496
<ul style="list-style-type: none"> - HARQ info for E-DCH - HARQ RV Configuration - Added or reconfigured E-DCH MAC-d flow - E-DCH MAC-d flow identity - E-DCH MAC-d flow power offset - E-DCH MAC-d flow maximum number of retransmissions - E-DCH MAC-d flow multiplexing list - CHOICE transmission grant type - Max MAC-e PDU contents size - 2 ms non-scheduled transmission grant HARQ process allocation - Added or reconfigured E-DCH MAC-d flow - E-DCH MAC-d flow identity - E-DCH MAC-d flow power offset - E-DCH MAC-d flow maximum number of retransmissions - E-DCH MAC-d flow multiplexing list - CHOICE transmission grant type - Added or reconfigured E-DCH MAC-d flow - E-DCH MAC-d flow identity - E-DCH MAC-d flow power offset - E-DCH MAC-d flow maximum number of retransmissions - E-DCH MAC-d flow multiplexing list - CHOICE transmission grant type - Added or reconfigured E-DCH MAC-d flow - E-DCH MAC-d flow identity - E-DCH MAC-d flow power offset - E-DCH MAC-d flow maximum number of retransmissions - E-DCH MAC-d flow multiplexing list - CHOICE transmission grant type 		rtable (for DCCH) 1 0 7 Not Present Non-scheduled grant info 168 bits Not Present (for first DTCH) 2 0 7 Not Present Scheduled grant info (for second DTCH) 3 0 7 Not Present Scheduled grant info (for third DTCH) 4 0 7 Not Present Scheduled grant info		RBS-2497 RBS-2498 RBS-2499 RBS-2500 RBS-2501 RBS-2502 RBS-2503 RBS-2504 RBS-2505 RBS-2506 RBS-2507 RBS-2508 RBS-2509 RBS-2510 RBS-2511 RBS-2512 RBS-2513 RBS-2514 RBS-2515 RBS-2516 RBS-2517 RBS-2518 RBS-2519 RBS-2520 RBS-2521 RBS-2522 RBS-2523 RBS-2524
Added or Reconfigured UL TrCH information <ul style="list-style-type: none"> - Uplink transport channel type - CHOICE UL parameters - UL MAC header type 	A29	one DTCH MAC-d flow	Rel-8	RBS-2525
<ul style="list-style-type: none"> - Uplink transport channel type - CHOICE UL parameters - UL MAC header type 	MAC-I-FIXED, MAC-I-FLEX	E-DCH E-DCH MAC-i/is	Rel-8	RBS-2526 RBS-2527 RBS-2528

Information Element	Condition	Value/remark	Version	Index
- E-DCH Transmission Time Interval		set to 2ms if supported by the UE E-DCH category, or 10ms if the UE E-DCH category does not support 2ms TTI		RBS-2529
- HARQ info for E-DCH		rvtable		RBS-2530
- HARQ RV Configuration				RBS-2531
- Added or reconfigured E-DCH MAC-d flow				RBS-2532
- E-DCH MAC-d flow identity		0		RBS-2533
- E-DCH MAC-d flow power		0		RBS-2534
offset				
- E-DCH MAC-d flow maximum number of retransmissions		7		RBS-2535
- E-DCH MAC-d flow		Not Present		RBS-2536
multiplexing list				
- CHOICE transmission grant type		Scheduled grant info		RBS-2537
Added or Reconfigured UL TrCH information	A30	1 E-DCH added with one DCCH MAC-d flow and one DTCH MAC-d flow	Rel-8	RBS-2538
- Uplink transport channel type		E-DCH		RBS-2539
- CHOICE UL parameters		E-DCH		RBS-2540
- UL MAC header type	MAC-I-FIXED, MAC-I-FLEX	MAC-i/is		RBS-2541
- E-DCH Transmission Time Interval		set to 2ms if supported by the UE E-DCH category, or 10ms if the UE E-DCH category does not support 2ms TTI		RBS-2542
- HARQ info for E-DCH		rvtable		RBS-2543
- HARQ RV Configuration		rvtable		RBS-2544
- Added or reconfigured E-DCH MAC-d flow		(for DCCH)		RBS-2545
- E-DCH MAC-d flow identity		3		RBS-2546
- E-DCH MAC-d flow power		0		RBS-2547
offset				
- E-DCH MAC-d flow maximum number of retransmissions		7		RBS-2548
- E-DCH MAC-d flow		Not Present		RBS-2549
multiplexing list				
- CHOICE transmission grant type		Non-scheduled grant info		RBS-2550
- Max MAC-e PDU contents size		168 bits		RBS-2551
- 2 ms non-scheduled transmission grant HARQ process allocation		Not Present		RBS-2552
- Added or reconfigured E-DCH MAC-d flow		(for DTCH)		RBS-2553
- E-DCH MAC-d flow identity		2		RBS-2554
- E-DCH MAC-d flow power		0		RBS-2555
offset				
- E-DCH MAC-d flow maximum number of retransmissions		7		RBS-2556
- E-DCH MAC-d flow		Not Present		RBS-2557
multiplexing list				
- CHOICE transmission grant type		Scheduled grant info		RBS-2558
Added or Reconfigured UL TrCH information	A35	1 E-DCH added, 1 DCH reconfigured	Rel-10	RBS-2559
- Uplink transport channel type		E-DCH		RBS-2560
- CHOICE UL parameters		E-DCH		RBS-2561
- UL MAC header type	MAC-I-FIXED, MAC-I-FLEX	MAC-i/is	Rel-8	RBS-2562
- E-DCH Transmission Time Interval		set to 2ms if supported by the UE E-DCH category, or 10ms if the UE E-DCH category does not support 2ms TTI		RBS-2563

Information Element	Condition	Value/remark	Version	Index
- HARQ info for E-DCH				RBS-2564
- HARQ RV Configuration		rvtable		RBS-2565
- Added or reconfigured E-DCH MAC-d flow				RBS-2566
- E-DCH MAC-d flow identity		2		RBS-2567
- E-DCH MAC-d flow power offset		0		RBS-2568
- E-DCH MAC-d flow maximum number of retransmissions		7		RBS-2569
- E-DCH MAC-d flow multiplexing list		Not Present		RBS-2570
- CHOICE transmission grant type		Scheduled grant info		RBS-2571
- Uplink transport channel type		DCH		RBS-2572
- UL Transport channel identity		1		RBS-2573
- TFS				RBS-2574
- CHOICE Transport channel type		Dedicated transport channels		RBS-2575
- Dynamic Transport format information				RBS-2576
- RLC Size		Reference to clause 6.10 Parameter Set		RBS-2577
- Number of TBs and TTI List		(This IE is repeated for TFI number.)		RBS-2578
- Transmission Time Interval		Not Present		RBS-2579
- Number of Transport blocks		Reference to clause 6.10 Parameter Set		RBS-2580
- CHOICE Logical channel list		All		RBS-2581
- Semi-static Transport Format information				RBS-2582
- Transmission time interval		Reference to clause 6.10 Parameter Set		RBS-2583
- Type of channel coding		Reference to clause 6.10 Parameter Set		RBS-2584
- Coding Rate		Reference to clause 6.10 Parameter Set		RBS-2585
- Rate matching attribute		Reference to clause 6.10 Parameter Set		RBS-2586
- CRC size		Reference to clause 6.10 Parameter Set		RBS-2587
DL Transport channel information common for all transport channel	A1, A2, A7, A8			RBS-2588
- SCCPCH TFCS		Not Present		RBS-2589
- CHOICE mode		FDD		RBS-2590
- CHOICE DL parameters		SameasUL		RBS-2591
DL Transport channel information common for all transport channel	A3, A4, A5, A6, A11			RBS-2592
	A10		Rel-5	RBS-2593
	A12, A13, A15		Rel-6	RBS-2594
	, A17, A18, A17a, A17d, A17e, A19, A19a, A28a		Rel-7	RBS-2595
	A25a, A25b, A26, A28		Rel-8	RBS-2596
	, A25c, A31, A32		Rel-9	RBS-2597
	A33, A34, A35, A36, A37, A37		Rel-10	
- SCCPCH TFCS		Not Present		RBS-2598

Information Element	Condition	Value/remark	Version	Index
- CHOICE mode		FDD		RBS-2599
- CHOICE DL parameters		Explicit		RBS-2600
- DL DCH TFCS				RBS-2601
- CHOICE TFCI Signalling		Normal		RBS-2602
- TFCI Field 1 Information				RBS-2603
- CHOICE TFCS representation		Complete reconfiguration		RBS-2604
- TFCS complete reconfigure				RBS-2605
- CHOICE CTFC Size		Number of bits used must be enough to cover all combinations of CTFC from clause 6.10.2.4 Parameter Set.		RBS-2606
- CTFC information		This IE is repeated for TFC numbers and reference to clause 6.10.2.4		RBS-2607
- CTFC		Reference to clause 6.10.2.4 Parameter Set		RBS-2608
- Power offset information		Not Present		RBS-2609
DL Transport channel information common for all transport channel	A9		Rel-5	RBS-2610
- SCCPCH TFCS		Not Present		RBS-2611
- CHOICE mode		FDD		RBS-2612
- CHOICE DL parameters		Explicit		RBS-2613
- DL DCH TFCS				RBS-2614
- CHOICE TFCI Signalling		Normal		RBS-2615
- TFCI Field 1 Information				RBS-2616
- CHOICE TFCS representation		Complete reconfiguration		RBS-2617
- TFCS complete reconfigure				RBS-2618
- CHOICE CTFC Size		ctfc2bit		RBS-2619
- CTFC information				RBS-2620
- CTFC		0		RBS-2621
- Power offset information		((DL DCH RAB, DCCH)=(TF0, TF0))		RBS-2622
- CTFC		1		RBS-2623
- Power offset information		((DL DCH RAB, DCCH)=(TF0, TF1))		RBS-2624
DL Transport channel information common for all transport channel	A14, A16	Not Present	Rel-6	RBS-2625
	A17b, A17c, A19b, A20, A21, A22, A24, A23		Rel-7	RBS-2626
	A25, A27, A27a, A29, A30		Rel-7 Rel-8 Rel-8	RBS-2627 RBS-2628
Deleted DL TrCH information	A1, A2, A3, A4, A5, A6, A7, A8, A9, A10, A12, A13, A17, A18, A17a, A17d, A17e, A19, A19a, A20, A21, A24, A28a, A25a, A25b, A26, A28, A29, A30	Not Present	Rel-5 Rel-6 Rel-7 Rel-8	RBS-2629 RBS-2630 RBS-2631 RBS-2632 RBS-2633

Information Element	Condition	Value/remark	Version	Index
	, A25c, A31, A32 A35		Rel-9 Rel-10	RBS-2634
Deleted DL TrCH information	A14, A16		Rel-6	RBS-2635
- Downlink transport channel type	A17b, A17c, A19b, A22	DCH	Rel-7	RBS-2636
- DL Transport channel identity	A25, A27, A27a A33, A34, A36, A37	10	Rel-8 Rel-10	RBS-2637 RBS-2638 RBS-2639
Added or Reconfigured DL TrCH information	A1	1 DCH added, 1 DCH reconfigured		RBS-2640
- Downlink transport channel type		DCH		RBS-2641
- DL Transport channel identity		6		RBS-2642
- CHOICE DL parameters		Same as UL		RBS-2643
- Uplink transport channel type		DCH		RBS-2644
- UL TrCH identity		1		RBS-2645
- DCH quality target				RBS-2646
- BLER Quality value		-20 (-2.0)		RBS-2647
- Downlink transport channel type		DCH		RBS-2648
- DL Transport channel identity		10		RBS-2649
- CHOICE DL parameters		Same as UL		RBS-2650
- Uplink transport channel type		DCH		RBS-2651
- UL TrCH identity		5		RBS-2652
- DCH quality target				RBS-2653
- BLER Quality value		-20 (-2.0)		RBS-2654
Added or Reconfigured DL TrCH information	A3, A4, A5, A6, A7	2 TrCHs(DCH for DCCH and DCH for DTCH)		RBS-2655
- Downlink transport channel type		DCH		RBS-2656
- DL Transport channel identity		10		RBS-2657
- CHOICE DL parameters		Same as UL		RBS-2658
- Uplink transport channel type		DCH		RBS-2659
- UL TrCH identity		5		RBS-2660
- DCH quality target				RBS-2661
- BLER Quality value		-20 (-2.0)		RBS-2662
- Downlink transport channel type		DCH		RBS-2663
- DL Transport channel identity		6		RBS-2664
- CHOICE DL parameters		Explicit Except for RAB with the symmetric DL and UL rate: Same as UL		RBS-2665
- TFS				RBS-2666
- CHOICE Transport channel type		Dedicated transport channel		RBS-2667
- Dynamic transport format information				RBS-2668
- RLC Size		Reference to clause 6.10 Parameter Set		RBS-2669
- Number of TBs and TTI List		(This IE is repeated for TFI number.)		RBS-2670

Information Element	Condition	Value/remark	Version	Index
- Transmission Time Interval		Not Present		RBS-2671
- Number of Transport blocks		Reference to clause 6.10 Parameter Set only including TFO		RBS-2672
- CHOICE Logical channel list		All		RBS-2673
- Semi-static Transport Format information				RBS-2674
- Transmission time interval		Reference to clause 6.10 Parameter Set		RBS-2675
- Type of channel coding		Reference to clause 6.10 Parameter Set		RBS-2676
- Coding Rate		Reference to clause 6.10 Parameter Set		RBS-2677
- Rate matching attribute		Reference to clause 6.10 Parameter Set		RBS-2678
- CRC size		Reference to clause 6.10 Parameter Set		RBS-2679
- DCH quality target				RBS-2680
- BLER Quality value		-20 (-2.0)		RBS-2681
Added or Reconfigured DL TrCH information	A2, A8	4 TrCHs(DCH for DCCH and 3DCHs for DTCH)		RBS-2682
- Downlink transport channel type		DCH		RBS-2683
- DL Transport channel identity		10		RBS-2684
- CHOICE DL parameters		Same as UL		RBS-2685
- Uplink transport channel type		DCH		RBS-2686
- UL TrCH identity		5		RBS-2687
- DCH quality target				RBS-2688
- BLER Quality value		-20 (-2.0)		RBS-2689
- Downlink transport channel type		DCH		RBS-2690
- DL Transport channel identity		6		RBS-2691
- CHOICE DL parameters		Explicit		RBS-2692
- TFS				RBS-2693
- CHOICE Transport channel type		Dedicated transport channel		RBS-2694
- Dynamic transport format information				RBS-2695
- RLC Size		Reference to clause 6.10 Parameter Set		RBS-2696
- Number of TBs and TTI List		(This IE is repeated for TFI number.)		RBS-2697
- Dynamic transport format information				RBS-2698
- Transmission Time Interval		Not Present		RBS-2699
- Number of Transport blocks		Reference to clause 6.10 Parameter Set		RBS-2700
- CHOICE Logical channel list		All		RBS-2701
- Semi-static Transport Format information				RBS-2702
- Transmission time interval		Reference to clause 6.10 Parameter Set		RBS-2703
- Type of channel coding		Reference to clause 6.10 Parameter Set		RBS-2704
- Coding Rate		Reference to clause 6.10 Parameter Set		RBS-2705
- Rate matching attribute		Reference to clause 6.10 Parameter Set		RBS-2706
- CRC size		Reference to clause 6.10 Parameter Set		RBS-2707

Information Element	Condition	Value/remark	Version	Index
- DCH quality target				RBS-2708
- BLER Quality value		Not Present		RBS-2709
- Downlink transport channel type		DCH		RBS-2710
- DL Transport channel identity		7		RBS-2711
- CHOICE DL parameters		Explicit		RBS-2712
- TFS				RBS-2713
- CHOICE Transport channel type		Dedicated transport channel		RBS-2714
- Dynamic transport format information				RBS-2715
- RLC Size		Reference to clause 6.10 Parameter Set		RBS-2716
- Number of TBs and TTI List		(This IE is repeated for TFI number.)		RBS-2717
- Dynamic transport format information				RBS-2718
- Transmission Time Interval		Not Present		RBS-2719
- Number of Transport blocks		Reference to clause 6.10 Parameter Set		RBS-2720
- CHOICE Logical channel list		All		RBS-2721
- Semi-static Transport Format information				RBS-2722
- Transmission time interval		Reference to clause 6.10 Parameter Set		RBS-2723
- Type of channel coding		Reference to clause 6.10 Parameter Set		RBS-2724
- Coding Rate		Reference to clause 6.10 Parameter Set		RBS-2725
- Rate matching attribute		Reference to clause 6.10 Parameter Set		RBS-2726
- CRC size		Reference to clause 6.10 Parameter Set		RBS-2727
- DCH quality target				RBS-2728
- BLER Quality value		Not Present		RBS-2729
- Downlink transport channel type		DCH		RBS-2730
- DL Transport channel identity		8		RBS-2731
- CHOICE DL parameters		Explicit		RBS-2732
- TFS				RBS-2733
- CHOICE Transport channel type		Dedicated transport channel		RBS-2734
- Dynamic transport format information				RBS-2735
- RLC Size		Reference to clause 6.10 Parameter Set		RBS-2736
- Number of TBs and TTI List		(This IE is repeated for TFI number.)		RBS-2737
- Dynamic transport format information				RBS-2738
- Transmission Time Interval		Not Present		RBS-2739
- Number of Transport blocks		Reference to clause 6.10 Parameter Set		RBS-2740
- CHOICE Logical channel list		All		RBS-2741
- Semi-static Transport Format information				RBS-2742
- Transmission time interval		Reference to clause 6.10 Parameter Set		RBS-2743
- Type of channel coding		Reference to clause 6.10 Parameter Set		RBS-2744

Information Element	Condition	Value/remark	Version	Index
- Coding Rate		Reference to clause 6.10 Parameter Set		RBS-2745
- Rate matching attribute		Reference to clause 6.10 Parameter Set		RBS-2746
- CRC size		Reference to clause 6.10 Parameter Set		RBS-2747
- DCH quality target				RBS-2748
- BLER Quality value		Not Present		RBS-2749
Added or Reconfigured DL TrCH information	A9	3 TrCHs (DCH for DCCH and DCH plus HS-DSCH for DTCH)	Rel-5	RBS-2750
	A12		Rel-6	RBS-2751
	A19		Rel-7	RBS-2752
- Downlink transport channel type		DCH		RBS-2753
- DL Transport channel identity		10		RBS-2754
- CHOICE DL parameters		Same as UL		RBS-2755
- Uplink transport channel type		DCH		RBS-2756
- UL TrCH identity		5		RBS-2757
- DCH quality target				RBS-2758
- BLER Quality value		-20 (-2.0)		RBS-2759
- Downlink transport channel type		DCH		RBS-2760
- DL Transport channel identity		6		RBS-2761
- CHOICE DL parameters		Explicit		RBS-2762
- TFS				RBS-2763
- CHOICE Transport channel type		Dedicated transport channel		RBS-2764
- Dynamic transport format information				RBS-2765
- RLC Size		Reference to clause 6.10 Parameter Set		RBS-2766
- Number of TBs and TTI List		(This IE is repeated for TFI number.)		RBS-2767
- Dynamic transport format information				RBS-2768
- Transmission Time Interval		Not Present		RBS-2769
- Number of Transport blocks		Reference to clause 6.10 Parameter Set		RBS-2770
- CHOICE Logical channel list		All		RBS-2771
- Semi-static Transport Format information				RBS-2772
- Transmission time interval		Reference to clause 6.10 Parameter Set		RBS-2773
- Type of channel coding		Reference to clause 6.10 Parameter Set		RBS-2774
- Coding Rate		Reference to clause 6.10 Parameter Set		RBS-2775
- Rate matching attribute		Reference to clause 6.10 Parameter Set		RBS-2776
- CRC size		Reference to clause 6.10 Parameter Set		RBS-2777
- DCH quality target				RBS-2778
- BLER Quality value		-20 (-2.0)		RBS-2779
- Downlink transport channel type		HS-DSCH		RBS-2780
- DL Transport channel identity		Not Present		RBS-2781
- CHOICE DL parameters		HS-DSCH		RBS-2782

Information Element	Condition	Value/remark	Version	Index
- HARQ Info				RBS-2783
- Number of Processes		Reference to clause 6.10.2.4.5		RBS-2784
- CHOICE <i>Memory</i>		Parameter Set Implicit		RBS-2785
<i>Partitioning</i>				
- Added or reconfigured MAC-d flow				RBS-2786
- MAC-hs queue to add or reconfigure list		(one queue)		RBS-2787
- MAC-hs queue Id		0		RBS-2788
- MAC-d Flow Identity		0		RBS-2789
- T1		50		RBS-2790
- MAC-hs window size		16		RBS-2791
- MAC-d PDU size Info				RBS-2792
- MAC-d PDU size		336		RBS-2793
- MAC-d PDU size index		0		RBS-2794
- MAC-hs queue to delete list		Not present		RBS-2795
- DCH quality target		Not present		RBS-2796
Added or Reconfigured DL TrCH information	A10	2 TrCHs (DCH for DCCH and HS-DSCH for DTCH)	Rel-5	RBS-2797
- Downlink transport channel type		DCH		RBS-2798
- DL Transport channel identity		10		RBS-2799
- CHOICE DL parameters		Same as UL		RBS-2800
- Uplink transport channel type		DCH		RBS-2801
- UL TrCH identity		5		RBS-2802
- DCH quality target				RBS-2803
- BLER Quality value		-20 (-2.0)		RBS-2804
- Downlink transport channel type		HS-DSCH		RBS-2805
- DL Transport channel identity		Not Present		RBS-2806
- CHOICE DL parameters		HS-DSCH		RBS-2807
- HARQ Info				RBS-2808
- Number of Processes		Reference to clause 6.10.2.4.5		RBS-2809
- CHOICE <i>Memory</i>		Parameter Set Implicit		RBS-2810
<i>Partitioning</i>				
- Added or reconfigured MAC-d flow				RBS-2811
- MAC-hs queue to add or reconfigure list		(one queue)		RBS-2812
- MAC-hs queue Id		0		RBS-2813
- MAC-d Flow Identity		0		RBS-2814
- T1		50		RBS-2815
- MAC-hs window size		16		RBS-2816
- MAC-d PDU size Info				RBS-2817
- MAC-d PDU size		336		RBS-2818
- MAC-d PDU size index		0		RBS-2819

Information Element	Condition	Value/remark	Version	Index
- MAC-hs queue to delete list		Not present		RBS-2820
- DCH quality target		Not present		RBS-2821
Added or Reconfigured DL TrCH information	A11	1 DCH for DTCH		RBS-2822
- Downlink transport channel type		DCH		RBS-2823
- DL Transport channel identity		9		RBS-2824
- CHOICE DL parameters		Explicit		RBS-2825
- TFS				RBS-2826
- CHOICE Transport channel type		Dedicated transport channel		RBS-2827
- Dynamic transport format information				RBS-2828
- RLC Size		Reference to clause 6.10 Parameter Set		RBS-2829
- Number of TBs and TTI List		(This IE is repeated for TFI number.)		RBS-2830
- Dynamic transport format information				RBS-2831
- Transmission Time Interval		Not Present		RBS-2832
- Number of Transport blocks		Reference to clause 6.10 Parameter Set		RBS-2833
- CHOICE Logical channel list		All		RBS-2834
- Semi-static Transport Format information				RBS-2835
- Transmission time interval		Reference to clause 6.10 Parameter Set		RBS-2836
- Type of channel coding		Reference to clause 6.10 Parameter Set		RBS-2837
- Coding Rate		Reference to clause 6.10 Parameter Set		RBS-2838
- Rate matching attribute		Reference to clause 6.10 Parameter Set		RBS-2839
- CRC size		Reference to clause 6.10 Parameter Set		RBS-2840
- DCH quality target				RBS-2841
- BLER Quality value		-20 (-2.0)		RBS-2842
Added or Reconfigured DL TrCH information	A13	2 TrCHs (DCH for DCCH and HS-DSCH for DTCH)	Rel-6	RBS-2843
- Downlink transport channel type		DCH		RBS-2844
- DL Transport channel identity		10		RBS-2845
- CHOICE DL parameters		Explicit		RBS-2846
- TFS				RBS-2847
- CHOICE Transport channel type		Dedicated transport channels		RBS-2848
- Dynamic Transport format information				RBS-2849
- RLC Size		Reference to clause 6.10 Parameter Set		RBS-2850
- Number of TBs and TTI List		(This IE is repeated for TFI number.)		RBS-2851
- Transmission Time Interval		Not Present		RBS-2852
- Number of Transport blocks		Reference to clause 6.10 Parameter Set		RBS-2853
- CHOICE Logical channel list		All		RBS-2854
- Semi-static Transport Format information				RBS-2855
- Transmission time interval		Reference to clause 6.10 Parameter Set		RBS-2856

Information Element	Condition	Value/remark	Version	Index
- Type of channel coding		Reference to clause 6.10 Parameter Set		RBS-2857
- Coding Rate		Reference to clause 6.10 Parameter Set		RBS-2858
- Rate matching attribute		Reference to clause 6.10 Parameter Set		RBS-2859
- CRC size		Reference to clause 6.10 Parameter Set		RBS-2860
- DCH quality target				RBS-2861
- BLER Quality value		-20 (-2.0)		RBS-2862
- Downlink transport channel type		HS-DSCH		RBS-2863
- DL Transport channel identity		Not Present		RBS-2864
- CHOICE DL parameters		HS-DSCH		RBS-2865
- HARQ Info				RBS-2866
- Number of Processes		Reference to clause 6.10.2.4.5 Parameter Set		RBS-2867
- CHOICE <i>Memory</i>		Implicit		RBS-2868
<i>Partitioning</i>				
- Added or reconfigured MAC-d flow				RBS-2869
- MAC-hs queue to add or reconfigure list		(one queue)		RBS-2870
- MAC-hs queue Id		0		RBS-2871
- MAC-d Flow Identity		0		RBS-2872
- T1		50		RBS-2873
- MAC-hs window size		16		RBS-2874
- MAC-d PDU size Info				RBS-2875
- MAC-d PDU size		336		RBS-2876
- MAC-d PDU size index		0		RBS-2877
- MAC-hs queue to delete list		Not present		RBS-2878
- DCH quality target		Not present		RBS-2879
Added or Reconfigured DL TrCH information	A19a	2 TrCHs (DCH for DCCH and HS-DSCH for DTCH)	Rel-7	RBS-2880
- Downlink transport channel type		DCH		RBS-2881
- DL Transport channel identity		10		RBS-2882
- CHOICE DL parameters		Explicit		RBS-2883
- TFS				RBS-2884
- CHOICE Transport channel type		Dedicated transport channels		RBS-2885
- Dynamic Transport format information		Reference to clause 6.10 Parameter Set (This IE is repeated for TFI number.)		RBS-2886
- RLC Size		Not Present		RBS-2887
- Number of TBs and TTI List		Reference to clause 6.10 Parameter Set		RBS-2888
- Transmission Time Interval				RBS-2889
- Number of Transport blocks		All		RBS-2890
- CHOICE Logical channel list				RBS-2891
- Semi-static Transport Format information		Reference to clause 6.10 Parameter Set		RBS-2892
- Transmission time interval		Reference to clause 6.10 Parameter Set		RBS-2893
- Type of channel coding		Reference to clause 6.10 Parameter Set		
- Coding Rate		Reference to clause 6.10 Parameter Set		
- Rate matching attribute		Reference to clause 6.10 Parameter Set		
- CRC size		Reference to clause 6.10 Parameter Set		
- DCH quality target				
- BLER Quality value		-20 (-2.0)		
- Downlink transport channel type		HS-DSCH		
- DL Transport channel identity		Not Present		
- CHOICE DL parameters		HS-DSCH		

Information Element	Condition	Value/remark	Version	Index
<ul style="list-style-type: none"> - HARQ Info - Number of Processes - CHOICE Memory Partitioning flow <ul style="list-style-type: none"> - Added or reconfigured MAC-d - MAC-hs queue to add or reconfigure list - MAC-hs queue Id - MAC-d Flow Identity - T1 - MAC-hs window size - MAC-d PDU size Info - MAC-d PDU size - MAC-d PDU size index - MAC-hs queue to delete list - DCH quality target 		Reference to clause 6.10.2.4.5 Parameter Set Implicit		RBS-2894
		RBS-2895		
		RBS-2896		
		RBS-2897		
		(one queue) RBS-2898		
		0 RBS-2899		
		0 RBS-2900		
		50 RBS-2901		
		16 RBS-2902		
		336 0 RBS-2903		
Not present Not present RBS-2904				
RBS-2905				
Added or Reconfigured DL TrCH information <ul style="list-style-type: none"> - Downlink transport channel type - DL Transport channel identity - CHOICE DL parameters - HARQ Info - Number of Processes - CHOICE Memory Partitioning flow <ul style="list-style-type: none"> - Added or reconfigured MAC-d - MAC-hs queue to add or reconfigure list - MAC-hs queue Id - MAC-d Flow Identity - T1 - MAC-hs window size - MAC-d PDU size Info - MAC-d PDU size - MAC-d PDU size index - MAC-hs queue Id - MAC-d Flow Identity - T1 - MAC-hs window size - MAC-d PDU size Info - MAC-d PDU size - MAC-d PDU size index - MAC-hs queue to delete list 	A14 , A20	1 TrCH (HS-DSCH for DTCH and DCCH)	Rel-6	RBS-2906
		Rel-7	RBS-2907	
		HS-DSCH	RBS-2908	
		Not Present	RBS-2909	
		HS-DSCH	RBS-2910	
			RBS-2911	
		Reference to clause 6.10.2.4.5 Parameter Set Implicit	RBS-2912	
			RBS-2913	
			RBS-2914	
		(two queues)	RBS-2915	
		0 (for DTCH)	RBS-2916	
		0	RBS-2917	
		50	RBS-2918	
		16	RBS-2919	
			RBS-2920	
		336	RBS-2921	
		0	RBS-2922	
		1 (for DCCH)	RBS-2923	
		1	RBS-2924	
		50	RBS-2925	
16	RBS-2926			
	RBS-2927			
148	RBS-2928			
0	RBS-2929			
Not present	RBS-2930			

Information Element	Condition	Value/remark	Version	Index
- DCH quality target		Not present		RBS-2931
Added or Reconfigured DL TrCH information	A15	2 TrCHs (DCH for DCCH and HS-DSCH for DTCH)	Rel-6	RBS-2932
- Downlink transport channel type		DCH		RBS-2933
- DL Transport channel identity		10		RBS-2934
- CHOICE DL parameters		Explicit		RBS-2935
- TFS				RBS-2936
- CHOICE Transport channel type		Dedicated transport channels		RBS-2937
- Dynamic Transport format information				RBS-2938
- RLC Size		Reference to clause 6.10 Parameter Set		RBS-2939
- Number of TBs and TTI List		(This IE is repeated for TFI number.)		RBS-2940
- Transmission Time Interval		Not Present		RBS-2941
- Number of Transport blocks		Reference to clause 6.10 Parameter Set		RBS-2942
- CHOICE Logical channel list		All		RBS-2943
- Semi-static Transport Format information				RBS-2944
- Transmission time interval		Reference to clause 6.10 Parameter Set		RBS-2945
- Type of channel coding		Reference to clause 6.10 Parameter Set		RBS-2946
- Coding Rate		Reference to clause 6.10 Parameter Set		RBS-2947
- Rate matching attribute		Reference to clause 6.10 Parameter Set		RBS-2948
- CRC size		Reference to clause 6.10 Parameter Set		RBS-2949
- DCH quality target				RBS-2950
- BLER Quality value		-20 (-2.0)		RBS-2951
- Downlink transport channel type		HS-DSCH		RBS-2952
- DL Transport channel identity		Not Present		RBS-2953
- CHOICE DL parameters		HS-DSCH		RBS-2954
- HARQ Info				RBS-2955
- Number of Processes		Reference to clause 6.10.2.4.5 Parameter Set		RBS-2956
- CHOICE Memory		Implicit		RBS-2957
Partitioning				RBS-2958
- Added or reconfigured MAC-d flow				RBS-2959
- MAC-hs queue to add or reconfigure list		(two queues)		RBS-2959
- MAC-hs queue Id		0 (for first DTCH)		RBS-2960
- MAC-d Flow Identity		0		RBS-2961
- T1		50		RBS-2962
- MAC-hs window size		16		RBS-2963
- MAC-d PDU size Info				RBS-2964
- MAC-d PDU size		336		RBS-2965
- MAC-d PDU size index		0		RBS-2966
- MAC-hs queue Id		2 (for second DTCH)		RBS-2967

Information Element	Condition	Value/remark	Version	Index
- MAC-d Flow Identity		2		RBS-2968
- T1		50		RBS-2969
- MAC-hs window size		16		RBS-2970
- MAC-d PDU size Info				RBS-2971
- MAC-d PDU size		336		RBS-2972
- MAC-d PDU size index		0		RBS-2973
- MAC-hs queue to delete list		Not present		RBS-2974
- DCH quality target		Not present		RBS-2975
Added or Reconfigured DL TrCH information	A16	1 TrCH (HS-DSCH for 2 DTCHs and DCCH)	Rel-6	RBS-2976
	, A19b, A21		Rel-7	RBS-2977
- Downlink transport channel type		HS-DSCH		RBS-2978
- DL Transport channel identity		Not Present		RBS-2979
- CHOICE DL parameters		HS-DSCH		RBS-2980
- HARQ Info				RBS-2981
- Number of Processes		Reference to clause 6.10.2.4.5 Parameter Set		RBS-2982
- CHOICE <i>Memory</i>		Implicit		RBS-2983
<i>Partitioning</i>				
- Added or reconfigured MAC-d flow				RBS-2984
- MAC-hs queue to add or reconfigure list		(three queues)		RBS-2985
- MAC-hs queue Id		0 (for first DTCH)		RBS-2986
- MAC-d Flow Identity		0		RBS-2987
- T1		50		RBS-2988
- MAC-hs window size		16		RBS-2989
- MAC-d PDU size Info				RBS-2990
- MAC-d PDU size		336		RBS-2991
- MAC-d PDU size index		0		RBS-2992
- MAC-hs queue Id		1 (for DCCH)		RBS-2993
- MAC-d Flow Identity		1		RBS-2994
- T1		50		RBS-2995
- MAC-hs window size		16		RBS-2996
- MAC-d PDU size Info				RBS-2997
- MAC-d PDU size		148		RBS-2998
- MAC-d PDU size index		0		RBS-2999
- MAC-hs queue Id		3 (for second DTCH)		RBS-3000
- MAC-d Flow Identity		3		RBS-3001
- T1		50		RBS-3002
- MAC-hs window size		16		RBS-3003
- MAC-d PDU size Info				RBS-3004

Information Element	Condition	Value/remark	Version	Index
- MAC-d PDU size		112		RBS-3005
- MAC-d PDU size index		0		RBS-3006
- MAC-d PDU size		144		RBS-3007
- MAC-d PDU size index		1		RBS-3008
- MAC-d PDU size		160		RBS-3009
- MAC-d PDU size index		2		RBS-3010
- MAC-d PDU size		176		RBS-3011
- MAC-d PDU size index		3		RBS-3012
- MAC-d PDU size		192		RBS-3013
- MAC-d PDU size index		4		RBS-3014
- MAC-d PDU size		224		RBS-3015
- MAC-d PDU size index		5		RBS-3016
- MAC-d PDU size		296		RBS-3017
- MAC-d PDU size index		6		RBS-3018
- MAC-d PDU size		344		RBS-3019
- MAC-d PDU size index		7		RBS-3020
- MAC-hs queue to delete list		Not present		RBS-3021
- DCH quality target		Not present		RBS-3022
Added or Reconfigured DL TrCH information	A17, A17a, A18	2 TrCHs (DCH for DCCH and HS-DSCH for DTCH)	Rel-7	RBS-3023
	A25a		Rel-8	RBS-3024
	, A25c		Rel-9	RBS-3025
- Downlink transport channel type		DCH		RBS-3026
- DL Transport channel identity		10		RBS-3027
- CHOICE DL parameters		Same as UL		RBS-3028
- Uplink transport channel type		DCH		RBS-3029
- UL TrCH identity		5		RBS-3030
- DCH quality target				RBS-3031
- BLER Quality value		-20 (-2.0)		RBS-3032
- Downlink transport channel type		HS-DSCH		RBS-3033
- DL Transport channel identity		Not Present		RBS-3034
- CHOICE DL parameters		HS-DSCH		RBS-3035
- HARQ Info				RBS-3036
- Number of Processes		Reference to clause 6.10.2.4.5 Parameter Set		RBS-3037
- CHOICE <i>Memory</i>		Implicit		RBS-3038
<i>Partitioning</i>				
- CHOICE <i>DL MAC header type</i>		MAC-ehs		RBS-3039
- Added or reconfigured MAC-ehs reordering queue				RBS-3040
- MAC-ehs queue to add or reconfigure list		(one queue)		RBS-3041

Information Element	Condition	Value/remark	Version	Index
- MAC-ehs queue Id		0		RBS-3042
- T1		50		RBS-3043
- MAC-ehs window size		16		RBS-3044
- MAC-ehs queue to delete list		Not present		RBS-3045
- DCH quality target		Not present		RBS-3046
Added or Reconfigured DL TrCH information	A17b, A17c A33, A34, A36, A37 A33, A34, A36, A37	1 TrCH (HS-DSCH for DTCH and DCCH) Rel-7 Rel-10 HS-DSCH	Rel-7 Rel-10	RBS-3047
- Downlink transport channel type		HS-DSCH		RBS-3048
- DL Transport channel identity		Not Present		RBS-3049
- CHOICE DL parameters		HS-DSCH		RBS-3050
- HARQ Info				RBS-3051
- Number of Processes		Reference to clause 6.10.2.4.5 Parameter Set		RBS-3052
- CHOICE <i>Memory Partitioning</i>		Implicit		RBS-3053
- CHOICE <i>DL MAC header type</i>		MAC-ehs		RBS-3054
- Added or reconfigured MAC-ehs reordering queue				RBS-3055
- MAC-hs queue to add or reconfigure list		(two queues)		RBS-3056
- MAC-ehs queue Id		0 (for DTCH)		RBS-3057
- T1		50		RBS-3058
- MAC-ehs window size		16		RBS-3059
- MAC-ehs queue Id		1 (for DCCH)		RBS-3060
- T1		50		RBS-3061
- MAC-hs window size		16		RBS-3062
- MAC-ehs queue to delete list		Not present		RBS-3063
- DCH quality target		Not present		RBS-3064
Added or Reconfigured DL TrCH information	A17d, A17e A25b	2 TrCHs (DCH for DCCH and HS-DSCH for DTCH)	Rel-7 Rel-8	RBS-3065
- Downlink transport channel type		DCH		RBS-3066
- DL Transport channel identity		10		RBS-3067
- CHOICE DL parameters		Explicit		RBS-3068
- TFS				RBS-3069
- CHOICE Transport channel type		Dedicated transport channels		RBS-3070
- Dynamic Transport format information				RBS-3071
- RLC Size		Reference to clause 6.10 Parameter Set		RBS-3072
- Number of TBs and TTI List		(This IE is repeated for TFI number.)		RBS-3073
- Transmission Time Interval		Not Present		RBS-3074
- Number of Transport blocks		Reference to clause 6.10 Parameter Set		RBS-3075
- CHOICE Logical channel list		All		RBS-3076
				RBS-3077

Information Element	Condition	Value/remark	Version	Index
- Semi-static Transport Format information				RBS-3078
- Transmission time interval		Reference to clause 6.10 Parameter Set		RBS-3079
- Type of channel coding		Reference to clause 6.10 Parameter Set		RBS-3080
- Coding Rate		Reference to clause 6.10 Parameter Set		RBS-3081
- Rate matching attribute		Reference to clause 6.10 Parameter Set		RBS-3082
- CRC size		Reference to clause 6.10 Parameter Set		RBS-3083
- DCH quality target				RBS-3084
- BLER Quality value		-20 (-2.0)		RBS-3085
- Downlink transport channel type		HS-DSCH		RBS-3086
- DL Transport channel identity		Not Present		RBS-3087
- CHOICE DL parameters		HS-DSCH		RBS-3088
- HARQ Info				RBS-3089
- Number of Processes		Reference to clause 6.10.2.4.5 Parameter Set		RBS-3090
- CHOICE <i>Memory</i>		Implicit		RBS-3091
<i>Partitioning</i>				
- CHOICE <i>DL MAC header type</i>		MAC-ehs		RBS-3092
- Added or reconfigured MAC-ehs reordering queue				RBS-3093
- MAC-ehs queue to add or reconfigure list		(one queue)		RBS-3094
- MAC-ehs queue Id		0		RBS-3095
- T1		50		RBS-3096
- MAC-ehs window size		16		RBS-3097
- MAC-ehs queue to delete list		Not present		RBS-3098
- DCH quality target		Not present		RBS-3099
Added or Reconfigured DL TrCH information	A22	1 TrCH (HS-DSCH for 2 DTCHs and DCCH)	Rel-7	RBS-3100
- Downlink transport channel type		HS-DSCH		RBS-3101
- DL Transport channel identity		Not Present		RBS-3102
- CHOICE DL parameters		HS-DSCH		RBS-3103
- HARQ Info				RBS-3104
- Number of Processes		Reference to clause 6.10.2.4.5 Parameter Set		RBS-3105
- CHOICE <i>Memory</i>		Implicit		RBS-3106
<i>Partitioning</i>				
- CHOICE <i>DL MAC header type</i>		MAC-ehs		RBS-3107
- Added or reconfigured MAC-ehs reordering queue				RBS-3108
- MAC-ehs queue to add or reconfigure list		(three queues)		RBS-3109
- MAC-ehs queue Id		0 (for first DTCH)		RBS-3110
- T1		50		RBS-3111
- MAC-ehs window size		16		RBS-3112
- MAC-ehs queue Id		1 (for DCCH)		RBS-3113

Information Element	Condition	Value/remark	Version	Index
- T1		50		RBS-3114
- MAC-ehs window size		16		RBS-3115
- MAC-ehs queue Id		3 (for second DTCH)		RBS-3116
- T1		50		RBS-3117
- MAC-ehs window size		16		RBS-3118
- MAC-ehs queue to delete		Not present		RBS-3119
list - DCH quality target		Not present		RBS-3120
Added or Reconfigured DL TrCH information	A23		Rel-7 Rel-8	RBS-3121
- Downlink transport channel type		HS-DSCH		RBS-3122
- DL Transport channel identity		Not Present		RBS-3123
- CHOICE DL parameters		HS-DSCH		RBS-3124
- HARQ Info				RBS-3125
- Number of Processes		Reference to clause 6.10 Parameter Set		RBS-3126
- CHOICE <i>Memory</i>		Implicit		RBS-3127
<i>Partitioning</i> - CHOICE <i>DL MAC header type</i>		MAC-ehs		RBS-3128
- Added or reconfigured MAC-ehs reordering queue				RBS-3129
- MAC-ehs queue to add or reconfigure list		(two queues)		RBS-3130
- MAC-ehs queue Id		0 (for first DTCH)		RBS-3131
- T1		50		RBS-3132
- MAC-ehs window size		16		RBS-3133
- MAC-ehs queue Id		1 (for second DTCH)		RBS-3134
- T1		50		RBS-3135
- MAC-ehs window size		16		RBS-3136
- MAC-ehs queue to delete		Not present		RBS-3137
list - DCH quality target		Not present		RBS-3138
Added or Reconfigured DL TrCH information	A25	1 TrCH (HS-DSCH for DTCH and DCCH)	Rel-8	RBS-3139
- Downlink transport channel type		HS-DSCH		RBS-3140
- DL Transport channel identity		Not Present		RBS-3141
- CHOICE DL parameters		HS-DSCH		RBS-3142
- HARQ Info				RBS-3143
- Number of Processes		Reference to clause 6.10.2.4.5 Parameter Set		RBS-3144
- CHOICE <i>Memory</i>		Implicit		RBS-3145
<i>Partitioning</i> - CHOICE <i>DL MAC header type</i>		MAC-ehs		RBS-3146
- Added or reconfigured MAC-ehs reordering queue				RBS-3147
- MAC-ehs queue to add or reconfigure list		(two queues)		RBS-3148
- MAC-ehs queue Id		0 (for DTCH)		RBS-3149

Information Element	Condition	Value/remark	Version	Index
- T1		50		RBS-3150
- MAC-ehs window size		16		RBS-3151
- MAC-ehs queue Id		1 (for DCCH)		RBS-3152
- T1		50		RBS-3153
- MAC-ehs window size		16		RBS-3154
- MAC-ehs queue to delete		Not present		RBS-3155
list - DCH quality target		Not present		RBS-3156
Added or Reconfigured DL TrCH information	A28	2 TrCHs (DCH for DCCH and HS-DSCH for DTCH)	Rel-8	RBS-3157
- Downlink transport channel type		DCH		RBS-3158
- DL Transport channel identity		10		RBS-3159
- CHOICE DL parameters		Same as UL		RBS-3160
- Uplink transport channel type		DCH		RBS-3161
- UL TrCH identity		5		RBS-3162
- DCH quality target				RBS-3163
- BLER Quality value		-20 (-2.0)		RBS-3164
- Downlink transport channel type		HS-DSCH		RBS-3165
- DL Transport channel identity		Not Present		RBS-3166
- CHOICE DL parameters		HS-DSCH		RBS-3167
- HARQ Info				RBS-3168
- Number of Processes		Reference to clause 6.10.2.4.5		RBS-3169
- CHOICE <i>Memory</i>		Parameter Set Implicit		RBS-3170
<i>Partitioning</i> - CHOICE <i>DL MAC header type</i>		MAC-ehs		RBS-3171
- Added or reconfigured MAC-ehs reordering queue				RBS-3172
- MAC-ehs queue to add or reconfigure list		(one queue)		RBS-3173
- MAC-ehs queue Id		0		RBS-3174
- T1		50		RBS-3175
- MAC-ehs window size		32		RBS-3176
- MAC-ehs queue to delete		Not present		RBS-3177
list - DCH quality target		Not present		RBS-3178
Added or Reconfigured DL TrCH information list	A24, A29	1 TrCH (HS-DSCH for DTCH)		RBS-3179
- Downlink transport channel type		HS-DSCH		RBS-3180
- DL Transport channel identity		Not Present		RBS-3181
- CHOICE DL parameters		HS-DSCH		RBS-3182
- HARQ Info				RBS-3183
- Number of Processes		Reference to clause 6.10 Parameter Set		RBS-3184
- CHOICE <i>Memory</i>		Implicit		RBS-3185
<i>Partitioning</i> - CHOICE <i>DL MAC header type</i>		MAC-ehs		RBS-3186

Information Element	Condition	Value/remark	Version	Index
- Added or reconfigured MAC-ehs reordering queue				RBS-3187
- MAC-ehs queue to add or reconfigure list		(one queue)		RBS-3188
- MAC-ehs queue Id		2 (for DTCH)		RBS-3189
- T1		50		RBS-3190
- MAC-ehs window size		16		RBS-3191
- DCH quality target		Not present		RBS-3192
Added or Reconfigured DL TrCH information	A26	DCH for DCCH and HS-DSCH for 3 DTCHs	Rel-8	RBS-3193
- Downlink transport channel type		DCH		RBS-3194
- DL Transport channel identity		10		RBS-3195
- CHOICE DL parameters		Explicit		RBS-3196
- TFS				RBS-3197
- CHOICE Transport channel type		Dedicated transport channels		RBS-3198
- Dynamic Transport format information				RBS-3199
- RLC Size		Reference to clause 6.10 Parameter Set		RBS-3200
- Number of TBs and TTI List		(This IE is repeated for TFI number.)		RBS-3201
- Transmission Time Interval		Not Present		RBS-3202
- Number of Transport blocks		Reference to clause 6.10 Parameter Set		RBS-3203
- CHOICE Logical channel list		All		RBS-3204
- Semi-static Transport Format information				RBS-3205
- Transmission time interval		Reference to clause 6.10 Parameter Set		RBS-3206
- Type of channel coding		Reference to clause 6.10 Parameter Set		RBS-3207
- Coding Rate		Reference to clause 6.10 Parameter Set		RBS-3208
- Rate matching attribute		Reference to clause 6.10 Parameter Set		RBS-3209
- CRC size		Reference to clause 6.10 Parameter Set		RBS-3210
- DCH quality target				RBS-3211
- BLER Quality value		-20 (-2.0)		RBS-3212
- Downlink transport channel type		HS-DSCH		RBS-3213
- DL Transport channel identity		Not Present		RBS-3214
- CHOICE DL parameters		HS-DSCH		RBS-3215
- HARQ Info				RBS-3216
- Number of Processes		Reference to clause 6.10.2.4.5 Parameter Set		RBS-3217
- CHOICE <i>Memory</i>		Implicit		RBS-3218
<i>Partitioning</i>				
- CHOICE <i>DL MAC header type</i>		MAC-ehs		RBS-3219
- Added or reconfigured MAC-ehs reordering queue				RBS-3220
- MAC-ehs queue to add or reconfigure list		(three queues)		RBS-3221
				RBS-3222
- MAC-ehs queue Id		2 (for first DTCH)		RBS-3223

Information Element	Condition	Value/remark	Version	Index
- T1		50		RBS-3224
- MAC-ehs window size		16		RBS-3225
- MAC-ehs queue Id		3 (for second DTCH)		RBS-3226
- T1		50		RBS-3227
- MAC-ehs window size		16		RBS-3228
- MAC-ehs queue Id		4 (for third DTCH)		RBS-3229
- T1		50		RBS-3230
- MAC-ehs window size		16		RBS-3231
- DCH quality target		Not present		RBS-3232
Added or Reconfigured DL TrCH information	A27, A27a	HS-DSCH for 2 DTCHs and DCCH	Rel-8	RBS-3233
- Downlink transport channel type		HS-DSCH		RBS-3234
- DL Transport channel identity		Not Present		RBS-3235
- CHOICE DL parameters		HS-DSCH		RBS-3236
- HARQ Info				RBS-3237
- Number of Processes		Reference to clause 6.10.2.4.5		RBS-3238
- CHOICE <i>Memory</i>		Parameter Set Implicit		RBS-3239
<i>Partitioning</i>				
- CHOICE <i>DL MAC header type</i>		MAC-ehs		RBS-3240
- Added or reconfigured MAC-ehs reordering queue				RBS-3241
- MAC-ehs queue to add or reconfigure list		(two queues)		RBS-3242
- MAC-ehs queue Id		0 (for first DTCH)		RBS-3243
- T1		50		RBS-3244
- MAC-ehs window size		16		RBS-3245
- MAC-ehs queue Id		1 (for DCCH)		RBS-3246
- T1		50		RBS-3247
- MAC-ehs window size		16		RBS-3248
- DCH quality target		Not present		RBS-3249
Added or Reconfigured DL TrCH information	A30	1 TrCH (HS-DSCH for DTCH and DCCH)	Rel-8	RBS-3250
- Downlink transport channel type		HS-DSCH		RBS-3251
- DL Transport channel identity		Not Present		RBS-3252
- CHOICE DL parameters		HS-DSCH		RBS-3253
- HARQ Info				RBS-3254
- Number of Processes		Reference to clause 6.10.2.4.5		RBS-3255
- CHOICE <i>Memory</i>		Parameter Set Implicit		RBS-3256
<i>Partitioning</i>				
- CHOICE <i>DL MAC header type</i>		MAC-ehs		RBS-3257
- Added or reconfigured MAC-ehs reordering queue				RBS-3258
- MAC-hs queue to add or reconfigure list		(two queues)		RBS-3259
- MAC-ehs queue Id		2 (for DTCH)		RBS-3260

Information Element	Condition	Value/remark	Version	Index
- T1		50		RBS-3261
- MAC-ehs window size		16		RBS-3262
- MAC-ehs queue Id		3 (for DCCH)		RBS-3263
- T1		50		RBS-3264
- MAC-hs window size		16		RBS-3265
- MAC-ehs queue to delete		Not present		RBS-3266
list				
- DCH quality target		Not present		RBS-3267
Added or Reconfigured DL TrCH information list	A31, A32 A35	2 TrCh (DCH for DCCH and HS-DSCH for DTCH)	Rel-9 Rel-10	RBS-3268
- Downlink transport channel type		DCH		RBS-3269
- DL Transport channel identity		10		RBS-3270
- CHOICE DL parameters		Same as UL		RBS-3271
- Uplink transport channel type		DCH		RBS-3272
- UL TrCH identity		5		RBS-3273
- DCH quality target				RBS-3274
- Downlink transport channel type		HS-DSCH		RBS-3275
- DL Transport channel identity		Not Present		RBS-3276
- CHOICE DL parameters		HS-DSCH		RBS-3277
- HARQ Info				RBS-3278
- Number of Processes		Reference to clause 6.10 Parameter Set		RBS-3279
- CHOICE <i>Memory</i>		Implicit		RBS-3280
<i>Partitioning</i>				
- CHOICE <i>DL MAC header type</i>		MAC-ehs		RBS-3281
- Added or reconfigured MAC-ehs reordering queue				RBS-3282
- MAC-ehs queue to add or reconfigure list		(one queue)		RBS-3283
- MAC-ehs queue Id		2 (for DTCH)		RBS-3284
- T1		50		RBS-3285
- MAC-ehs window size		64		RBS-3286
- DCH quality target		Not present		RBS-3287
Frequency info	A1, A2, A3, A4, A5, A7, A8, 11 , A9, A10 , A12, A13, A14, A15, A16 , A17, A17a, A17b, A17c, A17d, A17e, A18, A19, A19a, A19b, A20, A21, A22, A24 , A23, A28a , A25, A25a, A25b, A26, A27, A27a, A28, A30 , A25c,		Rel-5 Rel-6 Rel-7 Rel-7 Rel-8 Rel-9	RBS-3288 RBS-3289 RBS-3290 RBS-3291 RBS-3292 RBS-3293 RBS-3294

Information Element	Condition	Value/remark	Version	Index
- UARFCN uplink (Nu)		Reference to clause 5.1 Test frequencies. This IE should be present, if the default duplex distance defined for the operating frequency band is not used and frequency is different from the current frequency, otherwise set to Not Present.		RBS-3295
- UARFCN downlink (Nd)		Reference to clause 5.1 Test frequencies if frequency is different from the current frequency otherwise set to Not Present.		RBS-3296
Frequency info	A6 , A29 , A31, A32 A33, A34, A35, A36, A37	Not Present	Rel-8 Rel-9 Rel-10	RBS-3297 RBS-3298 RBS-3299
DTX-DRX timing information	A20, A21 , A23		Rel-7 Rel-7 Rel-8	RBS-3300 RBS-3301 RBS-3302
CHOICE <i>timing</i>				RBS-3303
- New timing				RBS-3304
- Enabling Delay		0		RBS-3305
- UE DTX DRX Offset		1 if 2ms TTI selected, otherwise 0		RBS-3306
DTX-DRX Information				RBS-3307
- CHOICE <i>E-DCH TTI length</i>		Unless stated otherwise, this should be set to 2ms if the UE supports 2ms TTI, or 10ms if the UE does not support 2ms TTI.		RBS-3308
- UE DTX cycle 1		8 if 2ms TTI selected, otherwise 10		RBS-3309
- UE DTX cycle 2		16 if 2ms TTI selected, otherwise 20		RBS-3310
- MAC DTX cycle		8 if 2ms TTI selected, otherwise 10		RBS-3311
- Inactivity Threshold for UE DTX cycle 2		32 if 2ms TTI selected, otherwise 8		RBS-3312
- UE DTX long preamble length		4		RBS-3313
- MAC Inactivity Threshold		1 if 2ms TTI selected, otherwise 8		RBS-3314
- CQI DTX Timer		32		RBS-3315
- UE DPCCH burst_1		1		RBS-3316
- UE DPCCH burst_2		1		RBS-3317
DRX Information				RBS-3318
- UE DRX cycle		8 if 2ms TTI selected, otherwise 10		RBS-3319
- Inactivity Threshold for UE DRX cycle		32		RBS-3320
- Inactivity Threshold for UE Grant Monitoring		32 if 2ms TTI selected, otherwise 8		RBS-3321
- UE DRX Grant Monitoring		TRUE		RBS-3322
Uplink DPCCH slot format information		1		RBS-3323
HS-SCCH less information		Not Present		RBS-3324
MIMO parameters	A28a A28		Rel-7 Rel-8	RBS-3325
- MIMO operation		start		

Information Element	Condition	Value/remark	Version	Index
- CHOICE mode		FDD		RBS-3326
- MIMO N_cqi_typeA/M_cqi ratio		1/1		RBS-3327
- MIMO pilot configuration				RBS-3328
- CHOICE Second CPICH pattern		Antenna1 S-CPICH		RBS-3329
- Channelisation code		12		RBS-3330
MIMO parameters	A31, A32 A33, A34		Rel-9 Rel-10	RBS-3331
- MIMO operation		start		RBS-3332
- CHOICE mode		FDD		RBS-3333
- MIMO N_cqi_typeA/M_cqi ratio		1/1		RBS-3334
- MIMO pilot configuration				RBS-3335
-CHOICE Second CPICH pattern		Antenna1 S-CPICH		RBS-3336
- Channelisation code		13		RBS-3337
- Power Offset for S-CPICH for MIMO		0		RBS-3338
- Precoding weight set restriction		True		RBS-3339
Maximum allowed UL TX power	A1, A2, A3, A4, A7, A8, A11 , A9, A10 , A12, A13, A14, A15, A16 , A17, A17a, A17b, A17c, A17d, A17e, A18, A19, A19a, A19b, A20, A21, A22, A24 , A23, A28a , A25, A25a, A25b, A26, A27, A27a, A28, A29, A30 , A25c	33dBm	Rel-5 Rel-6 Rel-7 Rel-7 Rel-8 Rel-8 Rel-9	RBS-3340 RBS-3341 RBS-3342 RBS-3343 RBS-3344 RBS-3345 RBS-3346
	A33, A34, A35, A36, A37		Rel-10	RBS-3347
Maximum allowed UL TX power	A5, A6	Not Present		RBS-3348
CHOICE channel requirement	A1, A2, A3, A4, A7, A8, A11	Uplink DPCH info	Rel-5 and earlier	RBS-3349
- Uplink DPCH power control info				RBS-3350
- DPCCH power offset		-40 (-80dB)		RBS-3351
- PC Preamble		1 frame		RBS-3352
- SRB delay		7 frames		RBS-3353
- Power Control Algorithm		Algorithm1		RBS-3354
- TPC step size		0 (1dB)		RBS-3355
- <input type="checkbox"/> NACK		Not Present	Rel-5	RBS-3356
- <input type="checkbox"/> NACK		Not Present	Rel-5	RBS-3357
- Ack-Nack repetition factor		Not Present	Rel-5	RBS-3358
- Scrambling code type		Long		RBS-3359

Information Element	Condition	Value/remark	Version	Index
- Scrambling code number		0 (0 to 16777215)		RBS-3360
- Number of DPDCH		Not Present(1)		RBS-3361
- spreading factor		Reference to clause 6.10 Parameter Set		RBS-3362
- TFCI existence		Reference to clause 6.10 Parameter Set		RBS-3363
- Number of FBI bit		Reference to clause 6.10 Parameter Set		RBS-3364
- Puncturing Limit		Reference to clause 6.10 Parameter Set		RBS-3365
- Number of TPC bits		Not Present	Rel-7	RBS-3366
CHOICE channel requirement	A9, A10	Uplink DPCH info	Rel-5	RBS-3367
	, A17, A17a, A18, A28a		Rel-7	RBS-3368
	A25a, A28		Rel-8	RBS-3369
- Uplink DPCH power control info				RBS-3370
- DPCCH power offset		-40 (-80dB)		RBS-3371
- PC Preamble		1 frame		RBS-3372
- SRB delay		7 frames		RBS-3373
- Power Control Algorithm		Algorithm1		RBS-3374
- TPC step size		0 (1dB)		RBS-3375
- <input type="checkbox"/> ACK		3		RBS-3376
- <input type="checkbox"/> NACK		3		RBS-3377
- Ack-Nack repetition factor		1		RBS-3378
- HARQ_preamble_mode		0	Rel-6	RBS-3379
- Scrambling code type		Long		RBS-3380
- Scrambling code number		0 (0 to 16777215)		RBS-3381
- Number of DPDCH		Not Present(1)		RBS-3382
- spreading factor		Reference to clause 6.10 Parameter Set		RBS-3383
- TFCI existence		Reference to clause 6.10 Parameter Set		RBS-3384
- Number of FBI bit		Reference to clause 6.10 Parameter Set		RBS-3385
- Puncturing Limit		Reference to clause 6.10 Parameter Set		RBS-3386
CHOICE channel requirement	A5,A6	Not Present	Rel-5 and earlier	RBS-3387
Uplink DPCH info	A12		Rel-6	RBS-3388
	A19		Rel-7	RBS-3389
- Uplink DPCH power control info				RBS-3390
- DPCCH power offset		-40 (-80dB)		RBS-3391
- PC Preamble		1 frame		RBS-3392
- SRB delay		7 frames		RBS-3393
- Power Control Algorithm		Algorithm1		RBS-3394
- TPC step size		0 (1dB)		RBS-3395
- <input type="checkbox"/> ACK		3		RBS-3396
- <input type="checkbox"/> NACK		3		RBS-3397

Information Element	Condition	Value/remark	Version	Index
- Ack-Nack repetition factor		1		RBS-3398
- HARQ_preamble_mode		0		RBS-3399
- Scrambling code type		Long		RBS-3400
- Scrambling code number		0 (0 to 16777215)		RBS-3401
- Number of DPDCH		Not Present(1)		RBS-3402
- spreading factor		Reference to clause 6.10 Parameter Set		RBS-3403
- TFCI existence		Reference to clause 6.10 Parameter Set		RBS-3404
- Number of FBI bit		Reference to clause 6.10 Parameter Set		RBS-3405
- Puncturing Limit		Reference to clause 6.10 Parameter Set		RBS-3406
- Number of TPC bits		Not Present	Rel-7	RBS-3407
Uplink DPCH info	A13, A14, A15, A16		Rel-6	RBS-3408
	A17b, A17c, A17d, A17e, A19a, A19b, A20, A21, A22 , A23		Rel-7	RBS-3409
	, A25, A25b, A26, A27, A27a, A30 , A25c		Rel-7 Rel-8 Rel-8	RBS-3410 RBS-3411
			Rel-9	RBS-3412
- Uplink DPCH power control info				RBS-3413
- DPCCH power offset		-40 (-80dB)		RBS-3414
- PC Preamble		1 frame		RBS-3415
- SRB delay		7 frames		RBS-3416
- Power Control Algorithm		Algorithm1		RBS-3417
- TPC step size		0 (1dB)		RBS-3418
- <input type="checkbox"/> ACK		3		RBS-3419
- <input type="checkbox"/> NACK		3		RBS-3420
- Ack-Nack repetition factor		1		RBS-3421
- HARQ_preamble_mode		0		RBS-3422
- Scrambling code type		Long		RBS-3423
- Scrambling code number		0 (0 to 16777215)		RBS-3424
- Number of DPDCH		0		RBS-3425
- spreading factor		Not Present		RBS-3426
- TFCI existence		FALSE		RBS-3427
- Number of FBI bit		Not Present		RBS-3428
- Puncturing Limit		Not Present		RBS-3429
- Number of TPC bits		Not Present	Rel-7	RBS-3430
Uplink DPCH info	A24, A29	Not Present	Rel-7	RBS-3431
Uplink DPCH info	A31, A32		Rel-9	RBS-3432
- Uplink DPCH power control info				RBS-3433
- DPCCH power offset		-40 (-80dB)		RBS-3434

Information Element	Condition	Value/remark	Version	Index
- PC Preamble		1 frame		RBS-3435
- SRB delay		7 frames		RBS-3436
- Power Control Algorithm		Algorithm1		RBS-3437
- TPC step size		0 (1dB)		RBS-3438
- Δ ACK		3		RBS-3439
- Δ NACK		3		RBS-3440
- Ack-Nack repetition factor		1		RBS-3441
- HARQ_preamble_mode		0		RBS-3442
- Scrambling code type		Short		RBS-3443
- Scrambling code number		0 (0 to 16777215)		RBS-3444
- Number of DPDCH		Not Present(1)		RBS-3445
- spreading factor		Reference to clause 6.10 Parameter Set		RBS-3446
- TFCI existence		Reference to clause 6.10 Parameter Set		RBS-3447
- Number of FBI bit		Reference to clause 6.10 Parameter Set		RBS-3448
- Puncturing Limit		Reference to clause 6.10 Parameter Set		RBS-3449
- Number of TPC bits		Not Present		RBS-3450
E-DCH info	A12, A13, A14, A15, A16 A17b, A17c, A17d, A17e, A20, A21, A22, A23 , A25, A25b, A26, A27, A30 , A25c A33, A34, A35, A36, A37		Rel-6 Rel-7 Rel-7 Rel-8 Rel-8 Rel-9 Rel-10	RBS-3451 RBS-3452 RBS-3453 RBS-3454 RBS-3455
- MAC- e/es reset indicator		TRUE		RBS-3456
- E-DPCCH info				RBS-3457
- E-DPCCH/DPCCH power offset		0		RBS-3458
- Happy bit delay condition		100 ms		RBS-3459
- E-TFC Boost Info		Not Present	Rel-7	RBS-3460
- E-DPDCH power interpolation		Not Present	Rel-7	RBS-3461
- E-DPDCH info				RBS-3462
- E-TFCI table index		0		RBS-3463
- E-DCH minimum set E-TFCI		9		RBS-3464
- Reference E-TFCIs		2 E-TFCIs		RBS-3465
- Reference E-TFCI		11		RBS-3466
- Reference E-TFCI PO		4		RBS-3467
- Reference E-TFCI		83		RBS-3468
- Reference E-TFCI PO		16		RBS-3469
- Maximum channelisation codes		2sf4		RBS-3470

Information Element	Condition	Value/remark	Version	Index
- PLnon-max		0.84		RBS-3471
- Scheduling Information Configuration				RBS-3472
- Periodicity for Scheduling Info – no grant		Not present		RBS-3473
- Periodicity for Scheduling Info – grant		Not present		RBS-3474
- Power Offset for Scheduling Info		0		RBS-3475
- 3-Index-Step Threshold		Not present		RBS-3476
- 2-Index-Step Threshold		Not present		RBS-3477
- Scheduled Transmission configuration				RBS-3478
- 2ms scheduled transmission grant HARQ process allocation		Not present		RBS-3479
- Serving Grant		Not present		RBS-3480
-UL 16QAM settings		Not Present	Rel-7	RBS-3481
E-DCH info	A19,		Rel-7	RBS-3482
	A27a		Rel-8	RBS-3483
- MAC- e/es reset indicator		TRUE		RBS-3484
- E-DPCCH info				RBS-3485
- E-DPCCH/DPCCH power offset		0		RBS-3486
- Happy bit delay condition		100 ms		RBS-3487
- E-TFC Boost Info		Not Present	Rel-7	RBS-3488
- E-DPDCH power interpolation		Not Present	Rel-7	RBS-3489
- E-DPDCH info				RBS-3490
- E-TFCI table index		0		RBS-3491
- E-DCH minimum set E-TFCI		9		RBS-3492
- Reference E-TFCIs		2 E-TFCIs		RBS-3493
- Reference E-TFCI		11		RBS-3494
- Reference E-TFCI PO		4		RBS-3495
- Reference E-TFCI		83		RBS-3496
- Reference E-TFCI PO		16		RBS-3497
- Maximum channelisation codes		2sf2and2sf4		RBS-3498
- PLnon-max		0.84		RBS-3499
- Scheduling Information Configuration				RBS-3500
- Periodicity for Scheduling Info – no grant		Not present		RBS-3501
- Periodicity for Scheduling Info – grant		Not present		RBS-3502
- Power Offset for Scheduling Info		0		RBS-3503
- 3-Index-Step Threshold		Not present		RBS-3504
- 2-Index-Step Threshold		Not present		RBS-3505
- Scheduled Transmission configuration				RBS-3506
- 2ms scheduled transmission grant HARQ process allocation		Not present		RBS-3507

Information Element	Condition	Value/remark	Version	Index
- Serving Grant		Not present		RBS-3508
-UL 16QAM settings			Rel-7	RBS-3509
-BetaEd gain E-AGCH table selection		1		RBS-3510
E-DCH info	A19a, A19b		Rel-7	RBS-3511
			Rel-8	RBS-3512
- MAC- e/es reset indicator		TRUE		RBS-3513
- E-DPCCH info		0		
- E-DPCCH/DPCCH power offset		100 ms		
- Happy bit delay condition		Not Present	Rel-7	
- E-TFC Boost Info		Not Present	Rel-7	
- E-DPDCH power interpolation				
- E-DPDCH info		0		
- E-TFCI table index		10		
- E-DCH minimum set E-TFCI		3 E-TFCIs		
- Reference E-TFCIs		105		
- Reference E-TFCI		12		
- Reference E-TFCI PO		116		
- Reference E-TFCI		14		
- Reference E-TFCI PO		127		
- Reference E-TFCI		16		
- Reference E-TFCI PO		2sf2and2sf4		
- Maximum channelisation codes		0.84		
- PLnon-max				
- Scheduling Information Configuration				
- Periodicity for Scheduling Info – no grant		Not present		
- Periodicity for Scheduling Info – grant		Not present		
- Power Offset for Scheduling Info		0		
- 3-Index-Step Threshold		Not present		
- 2-Index-Step Threshold		Not present		
- Scheduled Transmission configuration		Not present		
- 2ms scheduled transmission grant		Not present		
HARQ process allocation		Not present		
- Serving Grant			Rel-7	
-UL 16QAM settings				
-BetaEd gain E-AGCH table selection		1		
E-DCH info	A24	Not Present	Rel-7	RBS-3514
	A29		Rel-8	RBS-3515
Uplink secondary cell info FDD	A31, A32	Not Present	Rel-9	RBS-3516
	A33, A34, A35, A36, A37		Rel-10	
Uplink secondary cell info FDD	A25c		Rel-9	RBS-3517
- Secondary serving E-DCH cell info				RBS-3518
- Primary E-RNTI		'1010 1010 1010 1011'		RBS-3519
- Secondary E-RNTI		Not Present		RBS-3520
- Secondary E-DCH info common				RBS-3521
- Frequency info				RBS-3522
- UARFCN uplink (Nu)		Reference to clause 5.1 Test frequencies		RBS-3523
- UARFCN downlink (Nd)		Reference to clause 5.1 Test frequencies		RBS-3524
- Scrambling code type		Short		RBS-3525
- Scrambling code number		0		RBS-3526

Information Element	Condition	Value/remark	Version	Index
- 2ms scheduled transmission grant HARQ process allocation		Not Present		RBS-3527
- Serving Grant				RBS-3528
- Primary/Secondary Grant Selector		Primary		RBS-3529
- Minimum reduced E-DPDCH gain factor.		21/15		RBS-3530
- E-DCH minimum set E-TFCI		1		RBS-3531
- DPCCH Power offset for secondary UL frequency		0 dB		RBS-3532
- PC Preamble		0 frame		RBS-3533
- Downlink information per radio link list on secondary UL frequency				RBS-3534
- Downlink information for each radio link on secondary UL frequency		1		RBS-3535
- Primary CPICH info				RBS-3536
- Primary scrambling code		Ref. to the Default setting in clause 6.1 (FDD)		RBS-3537
- Cell ID		Not Present		RBS-3538
- Downlink F-DPCH info for each RL on secondary UL frequency				RBS-3539
- Downlink F-DPCH info for each RL				RBS-3540
- Primary CPICH usage for channel estimate				RBS-3541
- F-DPCH frame offset		Set to value Default DPCH Offset Value (as currently stored in SS) mod 38 400		RBS-3542
- F-DPCH slot format		3 if UE supports enhanced F-DPCH, otherwise Not Present		RBS-3543
- Secondary CPICH info		Not Present		RBS-3544
- Secondary scrambling code		Not Present		RBS-3545
- Code number		12		RBS-3546
- TPC combination index		0		RBS-3547
- STTD indication		Not Present		RBS-3548
- E-AGCH Info				RBS-3549
- E-AGCH Channelisation Code		10		RBS-3550
- E-HICH Info				RBS-3551
- Channelisation Code		4		RBS-3552
- Signature Sequence		1		RBS-3553
- E-RGCH Info				RBS-3554
- Signature Sequence		0		RBS-3555
- RG combination index		0		RBS-3556
CHOICE Mode	A1, A2, A3, A4, A5, A6, A7, A8, A11	FDD	R99 and Rel-4 only	RBS-3557
- Downlink PDSCH information		Not Present		RBS-3558
Downlink HS-PDSCH Information	A1, A2, A3, A4, A5, A6, A7, A8, A11	Not Present	Rel-5	RBS-3559
Downlink HS-PDSCH Information	A9, A10		Rel-5	RBS-3560
	A12, A13, A14, A15, A16		Rel-6	RBS-3561
	A17, A17d, A18, A19, A19a, A19b, A20, A21, A22, A24		Rel-7	RBS-3562

Information Element	Condition	Value/remark	Version	Index
<ul style="list-style-type: none"> - HS-SCCH Info - CHOICE mode <ul style="list-style-type: none"> - DL Scrambling Code - HS-SCCH Channelisation Code Information <ul style="list-style-type: none"> - HS-SCCH Channelisation Code <ul style="list-style-type: none"> - Measurement Feedback Info <ul style="list-style-type: none"> - CHOICE mode <ul style="list-style-type: none"> - POhdsch - CQI Feedback cycle, k - CQI repetition factor - <input type="checkbox"/> CQI - CHOICE mode <ul style="list-style-type: none"> - Downlink 64QAM configured - HS-DSCH TB size table 	, A25, A25b, A29 , A25c	 FDD Not present 7 FDD 6 dB 4 ms 1 5 (corresponds to 0dB in relative power offset) FDD (no data) Not present Not present	Rel-8	RBS-3563
			Rel-9	RBS-3564
				RBS-3565
				RBS-3566
				RBS-3567
				RBS-3568
				RBS-3569
				RBS-3570
				RBS-3571
				RBS-3572
				RBS-3573
				RBS-3574
				RBS-3575
				RBS-3576
	RBS-3577			
	RBS-3578			
Downlink HS-PDSCH Information	A25a	 FDD Not present 7 FDD 6 dB 4 ms 1 5 (corresponds to 0dB in relative power offset) FDD (no data) Not present Octet Aligned	Rel-8	RBS-3579
- HS-SCCH Info			RBS-3580	
- CHOICE mode <ul style="list-style-type: none"> - DL Scrambling Code - HS-SCCH Channelisation 			RBS-3581	
- HS-SCCH Channelisation			RBS-3582	
Code Information <ul style="list-style-type: none"> - HS-SCCH Channelisation 			RBS-3583	
Code <ul style="list-style-type: none"> - Measurement Feedback Info 			RBS-3584	
- Measurement Feedback Info			RBS-3585	
- CHOICE mode <ul style="list-style-type: none"> - POhdsch - CQI Feedback cycle, k - CQI repetition factor - <input type="checkbox"/> CQI 			RBS-3586	
- POhdsch			RBS-3587	
- CQI Feedback cycle, k			RBS-3588	
- CQI repetition factor			RBS-3589	
- <input type="checkbox"/> CQI			RBS-3590	
- CHOICE mode <ul style="list-style-type: none"> - Downlink 64QAM configured - HS-DSCH TB size table 			RBS-3591	
- Downlink 64QAM configured			RBS-3592	
- HS-DSCH TB size table		RBS-3593		
Downlink HS-PDSCH Information	A17a , A28	 FDD Not Present	Rel-7	RBS-3594
- HS-SCCH Info			Rel-8	RBS-3595
- CHOICE mode <ul style="list-style-type: none"> - DL Scrambling Code - HS-SCCH Channelisation 			RBS-3596	
- HS-SCCH Channelisation			RBS-3597	
Code Information			RBS-3598	
		RBS-3599		

Information Element	Condition	Value/remark	Version	Index
Code - HS-SCCH Channelisation		4		RBS-3600
Code - HS-SCCH Channelisation		5		RBS-3601
Code - Measurement Feedback Info				RBS-3602
- CHOICE mode		FDD		RBS-3603
- POHsdSch		6 dB		RBS-3604
- CQI Feedback cycle, k		4 ms		RBS-3605
- CQI repetition factor		1		RBS-3606
- <input type="checkbox"/> CQI		5 (corresponds to 0dB in relative power offset)		RBS-3607
- CHOICE mode		FDD		RBS-3608
- Downlink 64QAM configured		TRUE	Rel-7	RBS-3609
- HS-DSCH TB size table		Not Present	Rel-7	RBS-3610
Downlink HS-PDSCH Information	A17b		Rel-7	RBS-3611
	A23		Rel-7	RBS-3612
	A26, A27, A27a, A30		Rel-8	RBS-3613
- HS-SCCH Info			Rel-8	RBS-3614
- CHOICE mode		FDD		RBS-3615
- DL Scrambling Code		Not present		RBS-3616
- HS-SCCH Channelisation				RBS-3617
Code Information - HS-SCCH Channelisation		7		RBS-3618
Code - Measurement Feedback Info				RBS-3619
- CHOICE mode		FDD		RBS-3620
- POHsdSch		6 dB		RBS-3621
- CQI Feedback cycle, k		4 ms		RBS-3622
- CQI repetition factor		1		RBS-3623
- <input type="checkbox"/> CQI		5 (corresponds to 0dB in relative power offset)		RBS-3624
- CHOICE mode		FDD (no data)		RBS-3625
- Downlink 64QAM configured		Not present	Rel-7	RBS-3626
- HS-DSCH TB size table		Octet Aligned	Rel-7	RBS-3627
Downlink HS-PDSCH Information	A17c, A17e		Rel-7	RBS-3628
- HS-SCCH Info				RBS-3629
- CHOICE mode		FDD		RBS-3630
- DL Scrambling Code		Not Present		RBS-3631
- HS-SCCH Channelisation				RBS-3632
Code Information - HS-SCCH Channelisation		6		RBS-3633
Code - HS-SCCH Channelisation		7		RBS-3634
Code - Measurement Feedback Info				RBS-3635
- CHOICE mode		FDD		RBS-3636

Information Element	Condition	Value/remark	Version	Index
- Pohsdsch		6 dB		RBS-3637
- CQI Feedback cycle, k		4 ms		RBS-3638
- CQI repetition factor		1		RBS-3639
- <input type="checkbox"/> CQI		5 (corresponds to 0dB in relative power offset)		RBS-3640
- CHOICE mode		FDD		RBS-3641
- Downlink 64QAM configured		TRUE		RBS-3642
- HS-DSCH TB size table		Not Present		RBS-3643
Downlink HS-PDSCH Information	A28a		Rel-7	RBS-3644
- HS-SCCH Info				RBS-3645
- CHOICE mode		FDD		RBS-3646
- DL Scrambling Code		Not Present		RBS-3647
- HS-SCCH Channelisation Code Information				RBS-3648
- HS-SCCH Channelisation Code		4		RBS-3649
- HS-SCCH Channelisation Code		5		RBS-3650
- Measurement Feedback Info				RBS-3651
- CHOICE mode		FDD		RBS-3652
- Pohsdsch		6 dB		RBS-3653
- CQI Feedback cycle, k		4 ms		RBS-3654
- CQI repetition factor		1		RBS-3655
- <input type="checkbox"/> CQI		5 (corresponds to 0dB in relative power offset)		RBS-3656
- CHOICE mode		FDD		RBS-3657
- Downlink 64QAM configured		Not Present		RBS-3658
- HS-DSCH TB size table		Not Present		RBS-3659
Downlink HS-PDSCH Information	A31 A34, A36		Rel-9 Rel-10	RBS-3660
- HS-SCCH Info				RBS-3661
- CHOICE mode		FDD		RBS-3662
- DL Scrambling Code		Not Present		RBS-3663
- HS-SCCH Channelisation Code Information				RBS-3664
- HS-SCCH Channelisation Code		6		RBS-3665
- HS-SCCH Channelisation Code		7		RBS-3666
- Measurement Feedback Info				RBS-3667
- CHOICE mode		FDD		RBS-3668
- Pohsdsch		8 dB		RBS-3669
- CQI Feedback cycle, k		8 ms		RBS-3670
- CQI repetition factor		1		RBS-3671
- <input type="checkbox"/> CQI		4 (corresponds to 0dB in relative power offset)		RBS-3672
- CHOICE mode		FDD		RBS-3673

Information Element	Condition	Value/remark	Version	Index
- Downlink 64QAM configured		Not Present		RBS-3674
- HS-DSCH TB size table		Not Present		RBS-3675
Downlink HS-PDSCH Information	A32 A33, A35, A37		Rel-9 Rel-10	RBS-3676
- HS-SCCH Info				RBS-3677
- CHOICE mode		FDD		RBS-3678
- DL Scrambling Code		Not Present		RBS-3679
- HS-SCCH Channelisation				RBS-3680
Code Information				
- HS-SCCH Channelisation		6		RBS-3681
Code				
- HS-SCCH Channelisation		7		RBS-3682
Code				
- Measurement Feedback Info				RBS-3683
- CHOICE mode		FDD		RBS-3684
- Pohsdsch		8 dB		RBS-3685
- CQI Feedback cycle, k		8 ms		RBS-3686
- CQI repetition factor		1		RBS-3687
- <input type="checkbox"/> CQI		4 (corresponds to 0dB in relative power offset)		RBS-3688
- CHOICE mode		FDD		RBS-3689
- Downlink 64QAM configured		TRUE		RBS-3690
- HS-DSCH TB size table		Octet Aligned		RBS-3691
Downlink information common for all radio links	A1, A2, A3, A11			RBS-3692
- Downlink DPCH info common for all RL				RBS-3693
- Timing indicator		Maintain		RBS-3694
- CFN-targetSFN frame offset		Not Present		RBS-3695
- Downlink DPCH power control information				RBS-3696
- DPC mode		0 (single)		RBS-3697
- CHOICE mode		FDD		RBS-3698
- Power offset $P_{\text{Pilot-DPCH}}$		0		RBS-3699
- DL rate matching restriction information		Not Present		RBS-3700
- Spreading factor		Reference to clause 6.10 Parameter Set		RBS-3701
- Fixed or Flexible Position		Reference to clause 6.10 Parameter Set		RBS-3702
- TFCI existence		Reference to clause 6.10 Parameter Set		RBS-3703
- CHOICE SF		Reference to clause 6.10 Parameter Set		RBS-3704
- CHOICE mode		FDD		RBS-3705
- DPCH compressed mode info		Not Present		RBS-3706
- TX Diversity mode		None		RBS-3707
- SSDT information		Not Present	R99 and Rel-4 only	RBS-3708
- Default DPCH Offset Value		Not Present		RBS-3709
Downlink information common for all	A9		Rel-5	RBS-3710

Information Element	Condition	Value/remark	Version	Index	
radio links - Downlink DPCH info common for all RL - Timing indicator - CFN-targetSFN frame offset - Downlink DPCH power control information - DPC mode - CHOICE mode - Power offset $P_{Pilot-DPCH}$ - DL rate matching restriction information - Spreading factor - Fixed or Flexible Position - TFCI existence - CHOICE SF - CHOICE mode - DPCH compressed mode info - TX Diversity mode - Default DPCH Offset Value - MAC-hs reset indicator	A12, A13, A15		Rel-6	RBS-3711	
	A17, A17a, A17d, A17e, A18, A19, A19a, A28a, A25a, A25b, A26, A28, A25c		Rel-7	RBS-3712	
				Rel-8	RBS-3713
				Rel-9	RBS-3714
					RBS-3715
		Maintain			RBS-3716
		Not Present			RBS-3717
					RBS-3718
		0 (single)			RBS-3719
		FDD			RBS-3720
		0			RBS-3721
		Not Present			RBS-3722
		Reference to clause 6.10 Parameter Set			RBS-3723
		Reference to clause 6.10 Parameter Set			RBS-3724
		Reference to clause 6.10 Parameter Set			RBS-3725
		Reference to clause 6.10 Parameter Set			RBS-3726
		FDD			RBS-3727
		Not Present			RBS-3728
		None			RBS-3729
		Not Present			RBS-3730
	Not Present			RBS-3731	
Downlink information common for all radio links - Downlink DPCH info common for all RL - Timing indicator - CFN-targetSFN frame offset - Downlink DPCH power control information - DPC mode - CHOICE mode - Power offset $P_{Pilot-DPCH}$ - DL rate matching restriction information - Spreading factor - Fixed or Flexible Position - TFCI existence - CHOICE SF - CHOICE mode - DPCH compressed mode info	A4,A7,A8			RBS-3732	
					RBS-3733
			Initialize		RBS-3734
			Not Present		RBS-3735
					RBS-3736
			0 (single)		RBS-3737
			FDD		RBS-3738
			0		RBS-3739
			Not Present		RBS-3740
			Reference to clause 6.10 Parameter Set		RBS-3741
			Reference to clause 6.10 Parameter Set		RBS-3742
			Reference to clause 6.10 Parameter Set		RBS-3743
			Reference to clause 6.10 Parameter Set		RBS-3744
			FDD		RBS-3745
			Not Present		RBS-3746

Information Element	Condition	Value/remark	Version	Index
- TX Diversity mode		None		RBS-3747
- SSDT information		Not Present	R99 and Rel-4 only	RBS-3748
- Default DPCH Offset Value		Arbitrary set to value 0..306688 by step of 512		RBS-3749
Downlink information common for all radio links	A10		Rel-5	RBS-3750
- Downlink DPCH info common for all RL				RBS-3751
- Timing indicator		Initialize		RBS-3752
- CFN-targetSFN frame offset		Not Present		RBS-3753
- Downlink DPCH power control information				RBS-3754
- DPC mode		0 (single)		RBS-3755
- CHOICE mode		FDD		RBS-3756
- Power offset PPilot-DPDCH		0		RBS-3757
- DL rate matching restriction information		Not Present		RBS-3758
- Spreading factor		Reference to clause 6.10 Parameter Set		RBS-3759
- Fixed or Flexible Position		Reference to clause 6.10 Parameter Set		RBS-3760
- TFCI existence		Reference to clause 6.10 Parameter Set		RBS-3761
- CHOICE SF		Reference to clause 6.10 Parameter Set		RBS-3762
- CHOICE mode		FDD		RBS-3763
- DPCH compressed mode info		Not Present		RBS-3764
- TX Diversity mode		None		RBS-3765
- Default DPCH Offset Value		Arbitrary set to value 0..306688 by step of 512		RBS-3766
- MAC-hs reset indicator		Not Present		RBS-3767
Downlink information common for all radio links	A14, A16		Rel-6	RBS-3768
	A17b, A17c, A19b, A20, A21, A22, A23		Rel-7	RBS-3769
	, A25, A27, A27a, A30		Rel-7 Rel-8 Rel-8	RBS-3770 RBS-3771
- Downlink F-DPCH info common for all RL				RBS-3772
- Timing Indication		Maintain		RBS-3773
- Timing maintained		FALSE		RBS-3774
Synchronization indicator				RBS-3775
- Downlink F-DPCH power control information				RBS-3776
- DPC mode		0 (single)		RBS-3776
- TPC command error rate target		0.04		RBS-3777
- CHOICE mode		FDD		RBS-3778
- DPCH compressed mode info		Not Present		RBS-3779
- TX Diversity mode		None		RBS-3780
- Default DPCH Offset Value		Not Present		RBS-3781
- MAC-hs reset indicator		Not Present		RBS-3782

Information Element	Condition	Value/remark	Version	Index
Downlink information common for all radio links	A5,A6	Not Present		RBS-3783
	A24	Not Present	Rel-7	RBS-3784
	A29			RBS-3785
Downlink information for each radio link list	A1, A2, A3, A4, A7, A8, A11			RBS-3786
- Downlink information for each radio link				RBS-3787
- Choice mode		FDD		RBS-3788
- Primary CPICH info				RBS-3789
- Primary scrambling code		Ref. to the Default setting in clause 6.1 (FDD)		RBS-3790
- PDSCH with SHO DCH info		Not Present	R99 and Rel-4 only	RBS-3791
- PDSCH code mapping		Not Present	R99 and Rel-4 only	RBS-3792
- Serving HS-DSCH radio link indicator		FALSE	Rel-5	RBS-3793
- Downlink DPCH info for each RL				RBS-3794
- Primary CPICH usage for channel estimation		Primary CPICH may be used		RBS-3795
- DPCH frame offset		Set to value Default DPCH Offset Value (as currently stored in SS) mod 38 400		RBS-3796
- Secondary CPICH info		Not Present		RBS-3797
- DL channelisation code				RBS-3798
- Secondary scrambling code		1		RBS-3799
- Spreading factor		Reference to clause 6.10 Parameter Set		RBS-3800
- Code number		0		RBS-3801
- Scrambling code change		Set to value Default1: No code change (if the UE has a compressed mode pattern sequence configured in variable TGPS_IDENTITY or included in the message including IE "Downlink DPCH info for each RL", which is using compressed mode method "SF/2")		RBS-3802
- TPC combination index		Set to value Default2: OMIT (otherwise) 0		RBS-3803
- SSDT Cell Identity		Not Present	R99 and Rel-4 only	RBS-3804
- Closed loop timing adjustment mode		Not Present		RBS-3805
- SCCPCH information for FACH	Not Present	R99 and Rel-4 only	RBS-3806	
Downlink information for each radio link list	A5			RBS-3807
- Downlink information for each radio link				RBS-3808
- Choice mode		FDD		RBS-3809
- Primary CPICH info				RBS-3810
- Primary scrambling code		Ref. to the Default setting in clause 6.1 (FDD)		RBS-3811
- PDSCH with SHO DCH info		Not Present	R99 and Rel-4 only	RBS-3812
- PDSCH code mapping		Not Present	R99 and Rel-4 only	RBS-3813
- Serving HS-DSCH radio link	FALSE	Rel-5	RBS-3814	

Information Element	Condition	Value/remark	Version	Index
indicator		Not present		RBS-3815
- Downlink DPCH info for each RL		Not Present	R99 and Rel-4 only	RBS-3816
- SCCPCH information for FACH				
Downlink information for each radio link list	A9, A10		Rel-5	RBS-3817
	, A17, A18		Rel-7	RBS-3818
- Downlink information for each radio link				RBS-3819
- Choice mode		FDD		RBS-3820
- Primary CPICH info				RBS-3821
- Primary scrambling code		Ref. to the Default setting in clause 6.1 (FDD)		RBS-3822
- PDSCH with SHO DCH info		Not Present	R99 and Rel-4 only	RBS-3823
- PDSCH code mapping		Not Present	R99 and Rel-4 only	RBS-3824
- Serving HS-DSCH radio link indicator		TRUE		RBS-3825
- Serving E-DCH radio link indicator		FALSE	Rel-6	RBS-3826
- Downlink DPCH info for each RL				RBS-3827
- Primary CPICH usage for channel estimation		Primary CPICH may be used		RBS-3828
- DPCH frame offset		Set to value Default DPCH Offset Value (as currently stored in SS) mod 38 400		RBS-3829
- Secondary CPICH info		Not Present		RBS-3830
- DL channelisation code				RBS-3831
- Secondary scrambling code		1		RBS-3832
- Spreading factor		Reference to clause 6.10 Parameter Set		RBS-3833
- Code number		0		RBS-3834
- Scrambling code change		Set to value Default1: No code change (if the UE has a compressed mode pattern sequence configured in variable TGPS_IDENTITY or included in the message including IE "Downlink DPCH info for each RL", which is using compressed mode method "SF/2")		RBS-3835
- TPC combination index		Set to value Default2: OMIT (otherwise) 0		RBS-3836
- SSDT Cell Identity		Not Present	R99 and Rel-4 only	RBS-3837
- Closed loop timing adjustment mode		Not Present		RBS-3838
- E-AGCH Info		Not Present	Rel-6	RBS-3839
- CHOICE E-HICH Information		Not Present	Rel-6	RBS-3840
- CHOICE E-RGCH Information		Not Present	Rel-6	RBS-3841
- SCCPCH information for FACH		Not Present	R99 and Rel-4 only	RBS-3842
Downlink information for each radio link list	A17a, A17d, A17e, A28a		Rel-7	RBS-3843
	A25a, A28		Rel-8	RBS-3844
- Downlink information for each radio link				RBS-3845

Information Element	Condition	Value/remark	Version	Index
- Choice mode		FDD		RBS-3846
- Primary CPICH info				RBS-3847
- Primary scrambling code		Ref. to the Default setting in clause 6.1 (FDD)		RBS-3848
- Serving HS-DSCH radio link indicator		TRUE		RBS-3849
- Serving E-DCH radio link indicator		FALSE	Rel-6	RBS-3850
- Downlink DPCH info for each RL				RBS-3851
- Primary CPICH usage for channel estimation		Primary CPICH may be used		RBS-3852
- DPCH frame offset		Set to value Default DPCH Offset Value (as currently stored in SS) mod 38 400		RBS-3853
- Secondary CPICH info		Not Present		RBS-3854
- DL channelisation code				RBS-3855
- Secondary scrambling code		Not Present		RBS-3856
- Spreading factor		Reference to clause 6.10 Parameter Set		RBS-3857
- Code number		13		RBS-3858
- Scrambling code change		Not Present		RBS-3859
- TPC combination index		0		RBS-3860
- Closed loop timing adjustment mode		Not Present		RBS-3861
- E-AGCH Info		Not Present	Rel-6	RBS-3862
- CHOICE E-HICH Information		Not Present	Rel-6	RBS-3863
- CHOICE E-RGCH Information		Not Present	Rel-6	RBS-3864
Downlink information for each radio link list	A25b		Rel-8	RBS-3865
	A25c		Rel-9	RBS-3866
- Downlink information for each radio link				RBS-3867
- Choice mode		FDD		RBS-3868
- Primary CPICH info				RBS-3869
- Primary scrambling code		Ref. to the Default setting in clause 6.1 (FDD)		RBS-3870
- Serving HS-DSCH radio link indicator		TRUE		RBS-3871
- Serving E-DCH radio link indicator		TRUE	Rel-6	RBS-3872
- Downlink DPCH info for each RL				RBS-3873
- Primary CPICH usage for channel estimation		Primary CPICH may be used		RBS-3874
- DPCH frame offset		Set to value Default DPCH Offset Value (as currently stored in SS) mod 38 400		RBS-3875
- Secondary CPICH info		Not Present		RBS-3876
- DL channelisation code				RBS-3877
- Secondary scrambling code		Not Present		RBS-3878
- Spreading factor		Reference to clause 6.10 Parameter Set		RBS-3879
- Code number		13		RBS-3880
- Scrambling code change		Not Present		RBS-3881

Information Element	Condition	Value/remark	Version	Index
- TPC combination index		0		RBS-3882
- Closed loop timing adjustment mode		Not Present		RBS-3883
- E-AGCH Info			Rel-6	RBS-3884
- E-AGCH Channelisation Code		10		RBS-3885
- CHOICE E-HICH Information			Rel-6	RBS-3886
- Channelisation code		4		RBS-3887
- Signature sequence		1		RBS-3888
- CHOICE E-RGCH Information				RBS-3889
- E-RGCH Information				RBS-3890
- Signature Sequence		0		RBS-3891
- RG combination index		0		RBS-3892
Downlink information for each radio link list	A12, A13, A15		Rel-6	RBS-3893
	A19, A19a		Rel-7	RBS-3894
	A26		Rel-8	RBS-3895
	A35		Rel-10	RBS-3896
- Downlink information for each radio link				RBS-3897
- Choice mode		FDD		RBS-3898
- Primary CPICH info				RBS-3899
- Primary scrambling code		Ref. to the Default setting in clause 6.1 (FDD)		RBS-3899
- Serving HS-DSCH radio link indicator		TRUE		RBS-3900
- Serving E-DCH radio link indicator		TRUE		RBS-3901
- Downlink DPCH info for each RL				RBS-3902
- Primary CPICH usage for channel estimation		Primary CPICH may be used		RBS-3903
- DPCH frame offset		Set to value Default DPCH Offset Value (as currently stored in SS) mod 38 400		RBS-3904
- Secondary CPICH info		Not Present		RBS-3905
- DL channelisation code				RBS-3906
- Secondary scrambling code		1		RBS-3907
- Spreading factor		Reference to clause 6.10 Parameter Set		RBS-3908
- Code number		0		RBS-3909
- Scrambling code change		Set to value: No code change (if the UE has a compressed mode pattern sequence configured in variable TGPS_IDENTITY or included in the message including IE "Downlink DPCH info for each RL", which is using compressed mode method "SF/2")	Default1	RBS-3910
- TPC combination index		Set to value: OMIT (otherwise)	Default2	RBS-3911
- Closed loop timing adjustment mode		0		RBS-3912
- E-AGCH Info		Not Present		RBS-3913
- E-AGCH Channelisation Code		10		RBS-3914

Information Element	Condition	Value/remark	Version	Index
- CHOICE E-HICH Information				RBS-3915
- E-HICH Information				RBS-3916
- Channelisation code		4		RBS-3917
- Signature sequence		1		RBS-3918
- CHOICE E-RGCH Information				RBS-3919
- E-RGCH Information				RBS-3920
- Signature Sequence		0		RBS-3921
- RG combination index		0		RBS-3922
Downlink information for each radio link list	A14, A16, A19b		Rel-6 Rel-7	RBS-3923
- Downlink information for each radio link				RBS-3924
- Choice mode		FDD		RBS-3925
- Primary CPICH info				RBS-3926
- Primary scrambling code		Ref. to the Default setting in clause 6.1 (FDD)		RBS-3927
- Serving HS-DSCH radio link indicator		TRUE		RBS-3928
- Serving E-DCH radio link indicator		TRUE		RBS-3929
- Downlink DPCH info for each RL		Not Present		RBS-3930
- Downlink F-DPCH info for each RL				RBS-3931
- Primary CPICH usage for channel estimation		Primary CPICH may be used		RBS-3932
- F-DPCH frame offset		Set to value Default DPCH Offset Value (as currently stored in SS) mod 38 400		RBS-3933
- F-DPCH slot format		3 if UE supports enhanced F-DPCH, otherwise Not Present	Rel-7	RBS-3934
- Secondary CPICH info		Not Present		RBS-3935
- Secondary scrambling code		Not Present		RBS-3936
- Code number		12		RBS-3937
- TPC combination index		0		RBS-3938
- E-AGCH Info				RBS-3939
- E-AGCH Channelisation Code		10		RBS-3940
- CHOICE E-HICH Information				RBS-3941
- E-HICH Information				RBS-3942
- Channelisation code		4		RBS-3943
- Signature sequence		1		RBS-3944
- CHOICE E-RGCH Information		Not Present		RBS-3945
Downlink information for each radio link list	A17b, A17c		Rel-7	RBS-3946
- Downlink information for each radio link				RBS-3947
- Choice mode		FDD		RBS-3948
- Primary CPICH info				RBS-3949
- Primary scrambling code		Ref. to the Default setting in clause 6.1 (FDD)		RBS-3950

Information Element	Condition	Value/remark	Version	Index
- Serving HS-DSCH radio link indicator		TRUE		RBS-3951
- Serving E-DCH radio link indicator		TRUE		RBS-3952
- Downlink DPCH info for each RL		Not Present		RBS-3953
- Downlink F-DPCH info for each RL				RBS-3954
- Primary CPICH usage for channel estimation		Primary CPICH may be used		RBS-3955
- F-DPCH frame offset		Set to value Default DPCH Offset Value (as currently stored in SS) mod 38 400		RBS-3956
- F-DPCH slot format		3 if UE supports enhanced F-DPCH, otherwise Not Present		RBS-3957
- Secondary CPICH info		Not Present		RBS-3958
- Secondary scrambling code		Not Present		RBS-3959
- Code number		11		RBS-3960
- TPC combination index		0		RBS-3961
- E-AGCH Info				RBS-3962
- E-AGCH Channelisation Code		10		RBS-3963
- CHOICE E-HICH Information				RBS-3964
- E-HICH Information				RBS-3965
- Channelisation code		4		RBS-3966
- Signature sequence		1		RBS-3967
- CHOICE E-RGCH Information		Not Present		RBS-3968
				RBS-3969
Downlink information for each radio link list	A30		Rel-8	RBS-3970
- Downlink information for each radio link				RBS-3971
- Choice mode		FDD		RBS-3972
- Primary CPICH info				RBS-3973
- Primary scrambling code		Ref. to the Default setting in clause 6.1 (FDD)		RBS-3974
- Serving HS-DSCH radio link indicator		TRUE		RBS-3975
- Serving E-DCH radio link indicator		TRUE		RBS-3976
- Downlink DPCH info for each RL		Not Present		RBS-3977
- Downlink F-DPCH info for each RL				RBS-3978
- Primary CPICH usage for channel estimation		Primary CPICH may be used		RBS-3979
- F-DPCH frame offset		Set to value Default DPCH Offset Value (as currently stored in SS) mod 38 400		RBS-3980
- F-DPCH slot format		3 if UE supports enhanced F-DPCH, otherwise Not Present		RBS-3981
- Secondary CPICH info		Not Present		RBS-3982
- Secondary scrambling code		Not Present		RBS-3983
- Code number		12		RBS-3984
- TPC combination index		0		RBS-3985
- E-AGCH Info				RBS-3986

Information Element	Condition	Value/remark	Version	Index
- E-AGCH Channelisation Code		11		RBS-3987
- CHOICE E-HICH Information				RBS-3988
- E-HICH Information				RBS-3989
- Channelisation code		4		RBS-3990
- Signature sequence		10		RBS-3991
- CHOICE E-RGCH Information		Not Present		RBS-3992
Downlink information for each radio link list	A20, A21, , A23 , A25 , A27, A27a , A31, A32 A34 A36		Rel-7 Rel-7 Rel-8 Rel-8 Rel-8 Rel-9 Rel-10	RBS-3993 RBS-3994 RBS-3995 RBS-3996 RBS-3997 RBS-3998
- Downlink information for each radio link		FDD		RBS-3999
- Choice mode				RBS-4000
- Primary CPICH info				RBS-4001
- Primary scrambling code		Ref. to the Default setting in clause 6.1 (FDD)		RBS-4001
- Serving HS-DSCH radio link indicator		TRUE		RBS-4002
- Serving E-DCH radio link indicator		TRUE		RBS-4003
- Downlink DPCH info for each RL		Not Present		RBS-4004
- Downlink F-DPCH info for each RL				RBS-4005
- Primary CPICH usage for channel estimation		Primary CPICH may be used		RBS-4006
- F-DPCH frame offset		Set to value Default DPCH Offset Value (as currently stored in SS) mod 38 400		RBS-4007
- F-DPCH slot format		3 if UE supports enhanced F-DPCH, otherwise Not Present	Rel-7	RBS-4008
- Secondary CPICH info		Not Present		RBS-4009
- Secondary scrambling code		Not Present		RBS-4010
- Code number		12		RBS-4011
- TPC combination index		0		RBS-4012
- E-AGCH Info				RBS-4013
- E-AGCH Channelisation Code		10		RBS-4014
- CHOICE E-HICH Information				RBS-4015
- E-HICH Information				RBS-4016
- Channelisation code		4		RBS-4017
- Signature sequence		1		RBS-4018
- CHOICE E-RGCH Information				RBS-4019
- E-RGCH Information				RBS-4020
- Signature Sequence		0		RBS-4021
- RG combination index		0		RBS-4022
Downlink information for each radio link	A22		Rel-7	RBS-4023

Information Element	Condition	Value/remark	Version	Index
list				
- Downlink information for each radio link				RBS-4024
- Choice mode		FDD		RBS-4025
- Primary CPICH info				RBS-4026
- Primary scrambling code		Ref. to the Default setting in clause 6.1 (FDD)		RBS-4027
- Serving HS-DSCH radio link indicator		TRUE		RBS-4028
- Serving E-DCH radio link indicator		TRUE		RBS-4029
- Downlink DPCH info for each RL		Not Present		RBS-4030
- Downlink F-DPCH info for each RL				RBS-4031
- Primary CPICH usage for channel estimation		Primary CPICH may be used		RBS-4032
- F-DPCH frame offset		Set to value Default DPCH Offset Value (as currently stored in SS) mod 38 400		RBS-4033
- F-DPCH slot format		3 if UE supports enhanced F-DPCH, otherwise Not Present	Rel-7	RBS-4034
- Secondary CPICH info		Not Present		RBS-4035
- Secondary scrambling code		Not Present		RBS-4036
- Code number		12		RBS-4037
- TPC combination index		0		RBS-4038
- E-AGCH Info				RBS-4039
- E-AGCH Channelisation Code		10		RBS-4040
- CHOICE E-HICH Information				RBS-4041
- E-HICH Information				RBS-4042
- Channelisation code		4		RBS-4043
- Signature sequence		1		RBS-4044
- CHOICE E-RGCH Information				RBS-4045
- E-RGCH Information		Not present		RBS-4046
- Downlink information for each radio link	A33, A37		Rel-10	RBS-4047
- Choice mode		FDD		RBS-4048
- Primary CPICH info				RBS-4049
- Primary scrambling code		Ref. to the Default setting in clause 6.1 (FDD)		RBS-4050
- Serving HS-DSCH radio link indicator		TRUE		RBS-4051
- Serving E-DCH radio link indicator		TRUE		RBS-4052
- Downlink DPCH info for each RL		Not Present		RBS-4053
- Downlink F-DPCH info for each RL				RBS-4054
- Primary CPICH usage for channel estimation		Primary CPICH may be used		RBS-4055
- F-DPCH frame offset		Set to value Default DPCH Offset Value (as currently stored in SS) mod 38 400		RBS-4056
- F-DPCH slot format		3 if UE supports enhanced F-DPCH, otherwise Not Present	Rel-7	RBS-4057
- Secondary CPICH info		Not Present		RBS-4058

Information Element	Condition	Value/remark	Version	Index
- Secondary scrambling code		Not Present		RBS-4059
- Code number		11		RBS-4060
- TPC combination index		0		RBS-4061
- E-AGCH Info				RBS-4062
- E-AGCH Channelisation Code		10		RBS-4063
- CHOICE E-HICH Information				RBS-4064
- E-HICH Information				RBS-4065
- Channelisation code		4		RBS-4066
- Signature sequence		1		RBS-4067
- CHOICE E-RGCH Information				RBS-4068
- E-RGCH Information				RBS-4069
- Signature Sequence		0		RBS-4070
- RG combination index		0		RBS-4071
Downlink information for each radio link list	A6, A24	Not Present		RBS-4072
	A29			RBS-4073
Downlink secondary cell info FDD	A25a, A36		Rel-8 Rel-10	RBS-4074
- CHOICE Configuration info		New configuration		RBS-4075
- New H-RNTI		'1010 1010 1010 1010'		RBS-4076
- Downlink 64QAM configured		Not Present		RBS-4077
- HS-DSCH TB size table		Octet Aligned		RBS-4078
- Primary CPICH info				RBS-4079
- Primary scrambling code		Ref. to the Default setting in clause 6.1 (FDD)		RBS-4080
- DL Scrambling Code		Not Present		RBS-4081
- HS-SCCH Channelisation Code Information				RBS-4082
- HS-SCCH Channelisation Code		7		RBS-4083
- Measurement Power Offset		6 dB		RBS-4084
- UARFCN downlink (Nd)		Reference to clause 5.1 Test frequencies		RBS-4085
- Different Tx diversity mode configuration from serving HS-DSCH cell		Not Present	Rel-8	RBS-4086
-Secondary cell MIMO parameters		Not Present	Rel-9	RBS-4087
Downlink secondary cell info FDD	A25, A25b, A25c, A31 A34		Rel-8 Rel-9 Rel-10	RBS-4088
- CHOICE Configuration info		New configuration		RBS-4089
- New H-RNTI		'1010 1010 1010 1010'		RBS-4090
- Downlink 64QAM configured		Not Present		RBS-4091
- HS-DSCH TB size table		Not Present		RBS-4092
- Primary CPICH info				RBS-4093
				RBS-4094

Information Element	Condition	Value/remark	Version	Index
- Primary scrambling code		Ref. to the Default setting in clause 6.1 (FDD)		RBS-4095
- DL Scrambling Code		Not Present		RBS-4096
- HS-SCCH Channelisation Code Information				RBS-4097
- HS-SCCH Channelisation Code		7		RBS-4098
- Measurement Power Offset		6 dB		RBS-4099
- UARFCN downlink (Nd)		Reference to clause 5.1 Test frequencies		RBS-4100
- Different Tx diversity mode configuration from serving HS-DSCH cell		Not Present	Rel-8	RBS-4101
-Secondary cell MIMO parameters			Rel-9	RBS-4102
- CHOICE <i>Configuration info</i>				RBS-4103
- Continue				RBS-4104
- New configuration				RBS-4105
- MIMO N_cqi_typeA/M_cqi ratio		1/1		RBS-4106
- MIMO pilot configuration				RBS-4107
-CHOICE <i>Second CPICH pattern</i>				RBS-4108
-Antenna2 P-CPICH		No data		RBS-4109
-Antenna1 S-CPICH				RBS-4110
-Channelisation code		15		RBS-4111
-Power Offset for S-CPICH for MIMO		0		RBS-4112
Downlink secondary cell info FDD	A32 A33		Rel-9 Rel-10	RBS-4113
- CHOICE Configuration info		New configuration		RBS-4114
- New H-RNTI		'1010 1010 1010 1010'		RBS-4115
- Downlink 64QAM configured		TRUE		RBS-4116
- HS-DSCH TB size table		Octet Aligned		RBS-4117
- Primary CPICH info				RBS-4118
- Primary scrambling code		Ref. to the Default setting in clause 6.1 (FDD)		RBS-4119
- DL Scrambling Code		Not Present		RBS-4120
- HS-SCCH Channelisation Code Information				RBS-4121
- HS-SCCH Channelisation Code		6		RBS-4122
- HS-SCCH Channelisation Code		7		RBS-4123
- Measurement Power Offset		6 dB		RBS-4124
- UARFCN downlink (Nd)		Reference to clause 5.1 Test frequencies		RBS-4125
- Different Tx diversity mode configuration from serving HS-DSCH cell		Not Present	Rel-8	RBS-4126
- Secondary cell MIMO parameters			Rel-9	RBS-4127
- CHOICE <i>Configuration info</i>				RBS-4128
- Continue				RBS-4129

Information Element	Condition	Value/remark	Version	Index
- New configuration				RBS-4130
- MIMO N_cqi_typeA/M_cqi ratio		1/1		RBS-4131
- MIMO pilot configuration				RBS-4132
-CHOICE <i>Second CPICH pattern</i>				RBS-4133
-Antenna2 P-CPICH		No data		RBS-4134
-Antenna1 S-CPICH				RBS-4135
-Channelisation code		15		RBS-4136
Downlink secondary cell info FDD	A35, A37		Rel-10	RBS-4137
- CHOICE Configuration info		New configuration		RBS-4138
- New H-RNTI		'1010 1010 1010 1010'		RBS-4139
- Downlink 64QAM configured		Present		RBS-4140
- HS-DSCH TB size table		Octet Aligned		RBS-4141
- Primary CPICH info				RBS-4142
- Primary scrambling code		Ref. to the Default setting in clause 6.1 (FDD)		RBS-4143
- DL Scrambling Code		Not Present		RBS-4144
- HS-SCCH Channelisation Code Information				RBS-4145
- HS-SCCH Channelisation Code		6		RBS-4146
- HS-SCCH Channelisation Code		7		RBS-4147
- Measurement Power Offset		6 dB		RBS-4148
- UARFCN downlink (Nd)		Reference to clause 5.1 Test frequencies		RBS-4149
- Different Tx diversity mode configuration from serving HS-DSCH cell		Not Present	Rel-8	RBS-4150
-Secondary cell MIMO parameters		Not Present	Rel-9	RBS-4151
Additional downlink secondary cell info list FDD			Rel-10	RBS-4152
Downlink secondary cell info FDD	A33		Rel-10	RBS-4153
- CHOICE Configuration info		New configuration		RBS-4154
- New H-RNTI		'1010 1010 1010 1010'		RBS-4155
- Downlink 64QAM configured		TRUE		RBS-4156
- HS-DSCH TB size table		Octet Aligned		RBS-4157
- Primary CPICH info				RBS-4158
- Primary scrambling code		Ref. to the Default setting in clause 6.1 (FDD)		RBS-4159
- DL Scrambling Code		Not Present		RBS-4160
- HS-SCCH Channelisation Code Information				RBS-4161
- HS-SCCH Channelisation Code		6		RBS-4162
- HS-SCCH Channelisation Code		7		RBS-4163
- Measurement Power Offset		6 dB		RBS-4164

Information Element	Condition	Value/remark	Version	Index
- UARFCN downlink (Nd)		Reference to clause 5.1 Test frequencies		RBS-4165
- Different Tx diversity mode configuration from serving HS-DSCH cell		Not Present	Rel-8	RBS-4166
- Secondary cell MIMO parameters			Rel-9	RBS-4167
- CHOICE <i>Configuration info</i>				RBS-4168
- Continue				RBS-4169
- New configuration				RBS-4170
- MIMO N_cqi_typeA/M_cqi ratio		1/1		RBS-4171
- MIMO pilot configuration				RBS-4172
-CHOICE <i>Second CPICH pattern</i>				RBS-4173
-Antenna2 P-CPICH		No data		RBS-4174
-Antenna1 S-CPICH				RBS-4175
-Channelisation code		15		RBS-4176
-Power Offset for S-CPICH for MIMO		0		RBS-4177
- precodingWeightSetRestriction	A33	Present	Rel-10	
Downlink secondary cell info FDD	A33		Rel-10	RBS-4178
- CHOICE Configuration info		New configuration		RBS-4179
- New H-RNTI		'1010 1010 1010 1010'		RBS-4180
- Downlink 64QAM configured		TRUE		RBS-4181
- HS-DSCH TB size table		Octet Aligned		RBS-4182
- Primary CPICH info				RBS-4183
- Primary scrambling code		Ref. to the Default setting in clause 6.1 (FDD)		RBS-4184
- DL Scrambling Code		Not Present		RBS-4185
- HS-SCCH Channelisation Code Information				RBS-4186
- HS-SCCH Channelisation Code		6		RBS-4187
- HS-SCCH Channelisation Code		7		RBS-4188
- Measurement Power Offset		6 dB		RBS-4189
- UARFCN downlink (Nd)		Reference to clause 5.1 Test frequencies		RBS-4190
- Different Tx diversity mode configuration from serving HS-DSCH cell		Not Present	Rel-8	RBS-4191
- Secondary cell MIMO parameters			Rel-9	RBS-4192
- CHOICE <i>Configuration info</i>				RBS-4193
- Continue				RBS-4194
- New configuration				RBS-4195
- MIMO N_cqi_typeA/M_cqi ratio		1/1		RBS-4196
- MIMO pilot configuration				RBS-4197
-CHOICE <i>Second CPICH pattern</i>				RBS-4198

Information Element	Condition	Value/remark	Version	Index
-Antenna2 P-CPICH		No data		RBS-4199
-Antenna1 S-CPICH				RBS-4200
-Channelisation code		15		RBS-4201
-Power Offset for S-CPICH for MIMO		0		RBS-4202
- precodingWeightSetRestriction	A33	Present	Rel-10	
Additional downlink secondary cell info list FDD			Rel-10	RBS-4203
Downlink secondary cell info FDD	A34		Rel-10	RBS-4204
- CHOICE Configuration info		New configuration		RBS-4205
- New H-RNTI		'1010 1010 1010 1010'		RBS-4206
- Downlink 64QAM configured		Not Present		RBS-4207
- HS-DSCH TB size table		Not Present		RBS-4208
- Primary CPICH info				RBS-4209
- Primary scrambling code		Ref. to the Default setting in clause 6.1 (FDD)		RBS-4210
- DL Scrambling Code		Not Present		RBS-4211
- HS-SCCH Channelisation Code Information				RBS-4212
- HS-SCCH Channelisation Code		7		RBS-4213
- Measurement Power Offset		6 dB		RBS-4214
- UARFCN downlink (Nd)		Reference to clause 5.1 Test frequencies		RBS-4215
- Different Tx diversity mode configuration from serving HS-DSCH cell		Not Present	Rel-8	RBS-4216
-Secondary cell MIMO parameters			Rel-9	RBS-4217
- CHOICE Configuration info				RBS-4218
- Continue				RBS-4219
- New configuration				RBS-4220
- MIMO N_cqi_typeA/M_cqi ratio		1/1		RBS-4221
- MIMO pilot configuration				RBS-4222
-CHOICE Second CPICH pattern				RBS-4223
-Antenna2 P-CPICH		No data		RBS-4224
-Antenna1 S-CPICH				RBS-4225
-Channelisation code		15		RBS-4226
-Power Offset for S-CPICH for MIMO		0	Rel-10	RBS-4227
- precodingWeightSetRestriction		Present		
Downlink secondary cell info FDD	A34		Rel-10	RBS-4228
				RBS-4229
- CHOICE Configuration info		New configuration		RBS-4230
- New H-RNTI		'1010 1010 1010 1010'		RBS-4231
- Downlink 64QAM configured		Not Present		RBS-4232

Information Element	Condition	Value/remark	Version	Index
- HS-DSCH TB size table		Not Present		RBS-4233
- Primary CPICH info				RBS-4234
- Primary scrambling code		Ref. to the Default setting in clause 6.1 (FDD)		RBS-4235
- DL Scrambling Code		Not Present		RBS-4236
- HS-SCCH Channelisation Code Information				RBS-4237
- HS-SCCH Channelisation Code		7		RBS-4238
- Measurement Power Offset		6 dB		RBS-4239
- UARFCN downlink (Nd)		Reference to clause 5.1 Test frequencies		RBS-4240
- Different Tx diversity mode configuration from serving HS-DSCH cell		Not Present	Rel-8	RBS-4241
-Secondary cell MIMO parameters			Rel-9	RBS-4242
- CHOICE Configuration info				RBS-4243
- Continue				RBS-4244
- New configuration				RBS-4245
- MIMO N_cqi_typeA/M_cqi ratio		1/1		RBS-4246
- MIMO pilot configuration				RBS-4247
-CHOICE Second CPICH pattern				RBS-4248
-Antenna2 P-CPICH		No data		RBS-4249
-Antenna1 S-CPICH				RBS-4250
-Channelisation code		15		RBS-4251
-Power Offset for S-CPICH for MIMO		0		RBS-4252
- precodingWeightSetRestriction	A34	Present	Rel-10	
Additional downlink secondary cell info list FDD			Rel-10	RBS-4253
Downlink secondary cell info FDD	A35		Rel-10	RBS-4254
- CHOICE Configuration info		New configuration		RBS-4255
- New H-RNTI		'1010 1010 1010 1010'		RBS-4256
- Downlink 64QAM configured		TRUE		RBS-4257
- HS-DSCH TB size table		Octet Aligned		RBS-4258
- Primary CPICH info				RBS-4259
- Primary scrambling code		Ref. to the Default setting in clause 6.1 (FDD)		RBS-4260
- DL Scrambling Code		Not Present		RBS-4261
- HS-SCCH Channelisation Code Information				RBS-4262
- HS-SCCH Channelisation Code		6		RBS-4263
- HS-SCCH Channelisation Code		7		RBS-4264
- Measurement Power Offset		6 dB		RBS-4265
- UARFCN downlink (Nd)		Reference to clause 5.1 Test frequencies		RBS-4266

Information Element	Condition	Value/remark	Version	Index
- Different Tx diversity mode configuration from serving HS-DSCH cell		Not Present	Rel-8	RBS-4267
-Secondary cell MIMO parameters		Not Present	Rel-9	RBS-4268
Downlink secondary cell info FDD	A35		Rel-10	RBS-4269
- CHOICE Configuration info		New configuration		RBS-4270
- New H-RNTI		'1010 1010 1010 1010'		RBS-4271
- Downlink 64QAM configured		TRUE		RBS-4272
- HS-DSCH TB size table		Octet Aligned		RBS-4273
- Primary CPICH info				RBS-4274
- Primary scrambling code		Ref. to the Default setting in clause 6.1 (FDD)		RBS-4275
- DL Scrambling Code		Not Present		RBS-4276
- HS-SCCH Channelisation Code Information				RBS-4277
- HS-SCCH Channelisation Code		6		RBS-4278
- HS-SCCH Channelisation Code		7		RBS-4279
- Measurement Power Offset		6 dB		RBS-4280
- UARFCN downlink (Nd)		Reference to clause 5.1 Test frequencies		RBS-4281
- Different Tx diversity mode configuration from serving HS-DSCH cell		Not Present	Rel-8	RBS-4282
-Secondary cell MIMO parameters		Not Present	Rel-9	RBS-4283
Additional downlink secondary cell info list FDD			Rel-10	RBS-4284
Downlink secondary cell info FDD	A36		Rel-10	RBS-4285
- CHOICE Configuration info		New configuration		RBS-4286
- New H-RNTI		'1010 1010 1010 1010'		RBS-4287
- Downlink 64QAM configured		Not Present		RBS-4288
- HS-DSCH TB size table		Octet Aligned		RBS-4289
- Primary CPICH info				RBS-4290
- Primary scrambling code		Ref. to the Default setting in clause 6.1 (FDD)		RBS-4291
- DL Scrambling Code		Not Present		RBS-4292
- HS-SCCH Channelisation Code Information				RBS-4293
- HS-SCCH Channelisation Code		7		RBS-4294
- Measurement Power Offset		6 dB		RBS-4295
- UARFCN downlink (Nd)		Reference to clause 5.1 Test frequencies		RBS-4296
- Different Tx diversity mode configuration from serving HS-DSCH cell		Not Present	Rel-8	RBS-4297
-Secondary cell MIMO parameters		Not Present	Rel-9	RBS-4298
Downlink secondary cell info FDD	A36		Rel-10	RBS-4299
- CHOICE Configuration info		New configuration		RBS-4300

Information Element	Condition	Value/remark	Version	Index
- New H-RNTI		'1010 1010 1010 1010'		RBS-4301
- Downlink 64QAM configured		Not Present		RBS-4302
- HS-DSCH TB size table		Octet Aligned		RBS-4303
- Primary CPICH info				RBS-4304
- Primary scrambling code		Ref. to the Default setting in clause 6.1 (FDD)		RBS-4305
- DL Scrambling Code		Not Present		RBS-4306
- HS-SCCH Channelisation Code Information				RBS-4307
- HS-SCCH Channelisation Code		7		RBS-4308
- Measurement Power Offset		6 dB		RBS-4309
- UARFCN downlink (Nd)		Reference to clause 5.1 Test frequencies		RBS-4310
- Different Tx diversity mode configuration from serving HS-DSCH cell		Not Present	Rel-8	RBS-4311
-Secondary cell MIMO parameters		Not Present	Rel-9	RBS-4312
Additional downlink secondary cell info list FDD			Rel-10	RBS-4314
Downlink secondary cell info FDD	A37		Rel-10	RBS-4315
- CHOICE Configuration info		New configuration		RBS-4316
- New H-RNTI		'1010 1010 1010 1010'		RBS-4317
- Downlink 64QAM configured		TRUE		RBS-4318
- HS-DSCH TB size table		Octet Aligned		RBS-4319
- Primary CPICH info				RBS-4320
- Primary scrambling code		Ref. to the Default setting in clause 6.1 (FDD)		RBS-4321
- DL Scrambling Code		Not Present		RBS-4322
- HS-SCCH Channelisation Code Information				RBS-4323
- HS-SCCH Channelisation Code		6		RBS-4324
- HS-SCCH Channelisation Code		7		RBS-4325
- Measurement Power Offset		6 dB		RBS-4326
- UARFCN downlink (Nd)		Reference to clause 5.1 Test frequencies		RBS-4327
- Different Tx diversity mode configuration from serving HS-DSCH cell		Not Present	Rel-8	RBS-4328
-Secondary cell MIMO parameters		Not Present	Rel-9	RBS-4329
Downlink secondary cell info FDD	A37		Rel-10	RBS-4330
- CHOICE Configuration info		New configuration		RBS-4331
- New H-RNTI		'1010 1010 1010 1010'		RBS-4332
- Downlink 64QAM configured		TRUE		RBS-4333
- HS-DSCH TB size table		Octet Aligned		RBS-4334
- Primary CPICH info				RBS-4335

Information Element	Condition	Value/remark	Version	Index
- Primary scrambling code		Ref. to the Default setting in clause 6.1 (FDD)		RBS-4336
- DL Scrambling Code		Not Present		RBS-4337
- HS-SCCH Channelisation Code Information				RBS-4338
- HS-SCCH Channelisation Code		6		RBS-4339
- HS-SCCH Channelisation Code		7		RBS-4340
- Measurement Power Offset		6 dB		RBS-4341
- UARFCN downlink (Nd)		Reference to clause 5.1 Test frequencies		RBS-4342
- Different Tx diversity mode configuration from serving HS-DSCH cell		Not Present	Rel-8	RBS-4343
-Secondary cell MIMO parameters		Not Present	Rel-9	RBS-4344
MBMS PL Service Restriction Information	A1, A2, A3, A4, A5, A6, A7, A8 A9, A10	Not Present	Rel-5	RBS-4345
	A12, A13, A14, A15, A16		Rel-6	RBS-4346
	A17, A17a, A17b, A17c, A18, A19, A19a, A20, A21, A22 , A23, A24, A28a		Rel-7	RBS-4347
	, A25, A25a, A26, A27, A27a, A28, A29, A30 , A31, A32		Rel-7 Rel-8 Rel-8	RBS-4348 RBS-4349 RBS-4350
	A33, A34, A35, A36, A37		Rel-9 Rel-10	RBS-4351

Condition	Explanation	Version
A1	This IE is needed for "Non speech to CELL_DCH from CELL_DCH in CS"	
A2	This IE is needed for "Speech to CELL_DCH from CELL_DCH in CS"	
A3	This IE is needed for "Packet to CELL_DCH from CELL_DCH in PS"	
A4	This IE is needed for "Packet to CELL_DCH from CELL_FACH in PS"	
A5	This IE is needed for "Packet to CELL_FACH from CELL_DCH in PS"	
A6	This IE is needed for "Packet to CELL_FACH from CELL_FACH in PS"	
A7	This IE is needed for "Non speech to CELL_DCH from CELL_FACH in CS"	
A8	This IE is needed for "Speech to CELL_DCH from CELL_FACH in CS"	
A9	This IE is needed for "Packet to CELL_DCH / HS-DSCH using three multiplexing options", or when not stated otherwise, for "Packet to CELL_DCH / HS-DSCH from CELL_DCH in PS"	Rel-5
A10	This IE is needed for "Packet to CELL_DCH / HS-DSCH using one multiplexing option", or when not stated otherwise, for "Packet to CELL_DCH / HS-DSCH from CELL_FACH in PS"	Rel-5
A11	This IE is needed for " Packet RAB Setup after Speech RAB Setup in CELL_DCH"	
A12	This IE is needed for "Packet to CELL_DCH / E-DCH / HS-DSCH using three multiplexing options (3/3) and SRBs mapped on DCH/DCH"	Rel-6
A13	This IE is needed for "Packet to CELL_DCH / E-DCH / HS-DSCH using one multiplexing option (1/1) and SRBs mapped on E-DCH/DCH"	Rel-6
A14	This IE is needed for "Packet to CELL_DCH / E-DCH / HS-DSCH using one multiplexing option (1/1) and SRBs mapped on E-DCH/HS-DSCH"	Rel-6
A15	This IE is needed for "Packet to CELL_DCH / E-DCH / HS-DSCH with multiple RABs (two streaming/interactive/background) using one multiplexing option (1/1) and SRBs mapped on E-DCH/DCH"	Rel-6

A16	This IE is needed for "Packet to CELL_DCH / E-DCH / HS-DSCH with multiple RABs (one conversational and one streaming/interactive/background) using one multiplexing option (1/1) and SRBs mapped on E-DCH/HS-DSCH"	Rel-6
A17	This IE is needed for "Packet to CELL_DCH / HS-DSCH with enhanced data rate and RLC AM"	Rel-7
A17a	This IE is needed for "Packet to CELL_DCH / HS-DSCH [DL : 64QAM] with enhanced data rate and RLC AM"	Rel-7
A17b	This IE is needed for "Packet to CELL_DCH / HS-DSCH with enhanced data rate and RLC AM using one multiplexing option (1/1) and SRBs mapped on E-DCH/HS-DSCH (MAC-ehs)"	Rel-7
A17c	This IE is needed for "Packet to CELL_DCH / HS-DSCH [DL : 64QAM] with enhanced data rate and RLC AM using one multiplexing option (1/1) and SRBs mapped on E-DCH/HS-DSCH (MAC-ehs)"	Rel-7
A17d	This IE is needed for "Packet to CELL_DCH / HS-DSCH with enhanced data rate and RLC AM using one multiplexing option (1/1) and SRBs mapped on E-DCH/DCH (MAC-ehs)"	Rel-7
A17e	This IE is needed for "Packet to CELL_DCH / HS-DSCH [DL : 64QAM] with enhanced data rate and RLC AM using one multiplexing option (1/1) and SRBs mapped on E-DCH/DCH (MAC-ehs)"	Rel-7
A18	This IE is needed for "Packet to CELL_DCH / HS-DSCH with enhanced data rate and RLC UM"	Rel-7
A19	This IE is needed for "Packet to CELL_DCH / E-DCH[UL : 16QAM] / HS-DSCH using three multiplexing options (3/3) and SRBs mapped on DCH/DCH"	Rel-7
A19a	This IE is needed for "Packet to CELL_DCH / E-DCH[UL : 16QAM] / HS-DSCH using one multiplexing option (1/1) and SRBs mapped on E-DCH/DCH"	Rel-7
A19b	This IE is needed for "Packet to CELL_DCH / E-DCH[UL : 16QAM] / HS-DSCH with multiple RABs (one conversational and one streaming/interactive/background) using one multiplexing option (1/1) and SRBs mapped on E-DCH/HS-DSCH"	Rel-7
A20	This IE is needed for "Packet to CELL_DCH / E-DCH / HS-DSCH with DTX/DRX using one multiplexing option (1/1) and SRBs mapped on E-DCH/HS-DSCH"	Rel-7
A21	This IE is needed for "Packet to CELL_DCH / E-DCH / HS-DSCH with DTX/DRX and multiple RABs (one conversational and one streaming/interactive/background) using one multiplexing option (1/1) and SRBs mapped on E-DCH/HS-DSCH"	Rel-7
A22	This IE is needed for "Packet to CELL_DCH / E-DCH / HS-DSCH with multiple RABs (one conversational and one streaming/interactive/background) with enhanced data rate using one multiplexing option (1/1) and SRBs mapped on E-DCH/HS-DSCH"	Rel-7
A23	This IE is needed for "Speech to CELL_DCH / E-DCH / HS-DSCH CS RAB with DTX/DRX and enhanced data rate using one multiplexing option (1/1) and SRBs mapped on E-DCH/HS-DSCH"	Rel-7 Rel-8 (Note 1)
A24	This IE is needed for "Packet to CELL_FACH from CELL_FACH using one multiplexing option (1/1) and SRBs mapped on RACH/HS-DSCH"	Rel-7
A25	This IE is needed for "Packet to CELL_DCH / E-DCH / HS-DSCH [Dual Carrier Adjacent Channels] with enhanced data rate using one multiplexing option (1/1) and SRBs mapped on E-DCH(MACe/es) /HS-DSCH"	Rel-8
A25a	This IE is needed for "Packet to CELL_DCH / HS-DSCH [Dual Carrier Adjacent Channels] with enhanced data rate and RLC AM and SRBs mapped on DCH/DCH"	Rel-8
A25b	This IE is needed for "Packet to CELL_DCH / E-DCH (MACe/es) / HS-DSCH [Dual Carrier Adjacent Channels] with enhanced data rate using one multiplexing option (1/1) and SRBs mapped on E-DCH/DCH"	Rel-8
A25c	This IE is needed for "Packet to CELL_DCH / E-DCH (MACi/is) [Dual-Cell] / HS-DSCH [Dual Carrier Adjacent Channels] with enhanced data rate using one multiplexing option (1/1) and SRBs mapped on E-DCH/DCH"	Rel-9
A26	This IE is needed for "UM Packet to CELL_DCH / E-DCH (MAC-i/is) / HS-DSCH (MAC-ehs) with multiple RABs (three streaming/interactive/background) using one multiplexing option (1/1) and SRBs mapped on E-DCH (MAC-i/is)/DCH"	Rel-8
A27	This IE is needed for "UM Packet to CELL_DCH / E-DCH (MAC-i/is) / HS-DSCH (MAC-ehs) using one multiplexing option (1/1) and SRBs mapped on E-DCH (MAC-i/is)/HS-DSCH (MAC-ehs)"	Rel-8
A27a	This IE is needed for "UM Packet to CELL_DCH / E-DCH [UL : 16QAM] (MAC-i/is) / HS-DSCH (MAC-ehs) using one multiplexing option (1/1) and SRBs mapped on E-DCH (MAC-i/is)/HS-DSCH"	Rel-8
A28	This IE is needed for "Packet to CELL_DCH / HS-DSCH [DL : 64QAM+MIMO] with enhanced data rate and RLC AM"	Rel-8
A28a	This IE is needed for "Packet to CELL_DCH / HS-DSCH [DL : 16QAM+MIMO] with enhanced data rate and RLC AM"	Rel-7
A29	This IE is needed for "AM Packet to Enhanced CELL_FACH from Enhanced CELL_FACH in PS with SRBs mapped on common E-DCH/HS-DSCH"	Rel-8
A30	This IE is needed for "AM Packet to CELL_DCH from Enhanced CELL_FACH in PS with SRBs mapped on E-DCH (MAC-i/is)/HS-DSCH(MAC-ehs)"	Rel-8

A31	This IE is needed for "Packet to CELL_DCH / HS-DSCH [UL: E-DCH DL: DC-HSDPA and MIMO] with enhanced data rate and RLC AM"	Rel-9
A32	This IE is needed for "Packet to CELL_DCH / HS-DSCH [UL: E-DCH DL: 64QAM, DC-HSDPA and MIMO] with enhanced data rate and RLC AM"	Rel-9
A33	This IE is needed for "Packet to CELL_DCH / HS-DSCH [UL: E-DCH DL: 64QAM, 4C-HSDPA and MIMO] with enhanced data rate and RLC AM and SRBs mapped on E-DCH (MAC-i/is)/HS-DSCH (MAC-ehs)"	Rel-10
A34	This IE is needed for "Packet to CELL_DCH / HS-DSCH [UL: E-DCH DL: 16QAM, 4C-HSDPA and MIMO] with enhanced data rate and RLC AM and SRBs mapped on E-DCH (MAC-i/is)/HS-DSCH (MAC-ehs)"	Rel-10
A35	This IE is needed for "Packet to CELL_DCH / HS-DSCH [UL: E-DCH DL: 64QAM, 4C-HSDPA] with enhanced data rate and RLC AM and SRBs mapped on DCH/DCH "	Rel-10
A36	This IE is needed for "Packet to CELL_DCH / HS-DSCH [UL: E-DCH DL: 16QAM, 4C-HSDPA] with enhanced data rate and RLC AM and SRBs mapped on E-DCH (MAC-i/is)/HS-DSCH (MAC-ehs)"	Rel-10
A37	This IE is needed for "Packet to CELL_DCH / HS-DSCH [UL: E-DCH DL: 64QAM, 4C-HSDPA] with enhanced data rate and RLC AM and SRBs mapped on E-DCH (MAC-i/is)/HS-DSCH (MAC-ehs)"	Rel-10

NOTE 1: Support depends on the UE capability: Support for CS voice over HSPA. This is supported in Rel-8 and may be supported in Rel-7.

Condition	Explanation	Version
MAC-I-FIXED	Used with other condition when MAC-i/is with Fixed RLC PDU size is configured	Rel-8
MAC-I-FLEX	Used with other condition when MAC-i/is with Flexible RLC PDU size is configured	Rel-8

Contents of RADIO BEARER SETUP message: AM or UM, for MBMS PtP Radio Bearer Setup

Information Element	Condition	Value/remark
<ul style="list-style-type: none"> - RAB information for setup <ul style="list-style-type: none"> - RAB info - RAB identity - CN domain identity - NAS Synchronization Indicator - Re-establishment timer - RB information to setup <ul style="list-style-type: none"> - RB identity - MBMS Service Identity <ul style="list-style-type: none"> - MBMS Service ID - MBMS Session identity <ul style="list-style-type: none"> - MBMS Session ID - PDCP info <ul style="list-style-type: none"> - Support for lossless SRNS relocation - Max PDCP SN window size - PDCP PDU header - Header compression information - CHOICE RLC info type <ul style="list-style-type: none"> - CHOICE Uplink RLC mode - CHOICE Downlink RLC mode <ul style="list-style-type: none"> - DL UM RLC LI size - DL Reception Window Size - RB mapping info <ul style="list-style-type: none"> - Information for each multiplexing option - RLC logical channel mapping indicator - Number of uplink RLC logical channels - Downlink RLC logical channel info <ul style="list-style-type: none"> - Number of downlink RLC logical channels - Downlink transport channel type <ul style="list-style-type: none"> - DL DCH Transport channel identity - DL DSCH Transport channel identity - Logical channel identity Added or Reconfigured UL TrCH information <ul style="list-style-type: none"> - Uplink transport channel type - UL Transport channel identity - TFS <ul style="list-style-type: none"> - CHOICE Transport channel type - Dynamic Transport format information - RLC Size - Number of TBs and TTI List - Transmission Time Interval - Number of Transport blocks - CHOICE Logical channel list - Semi-static Transport Format information <ul style="list-style-type: none"> - Transmission time interval - Type of channel coding - Coding Rate - Rate matching attribute 	<p>B5, B2</p>	<p>(UM DTCH for PS domain DL only) 11111111B For Selected Service and Set to same as Enhanced NSAPI received in Service Request (10000000B to 11111110B) for Multicast service. The first/ leftmost bit of the bit string contains the most significant bit of the RAB identity. PS domain Not Present useT315</p> <p>21 Present for Selected Service only MBMS Service ID of the service UE has selected</p> <p>Ongoing Session ID</p> <p>FALSE Not present Absent Not present RLC info Not Present UM RLC 7 Not Present</p> <p>1 RBMuxOptions Not Present Not Present</p> <p>1</p> <p>DCH 7 Not Present Not Present</p> <p>5 DCH reconfigured DCH 5</p> <p>Dedicated transport channels</p> <p>Reference to clause 6. 11.1b Parameter Set (This IE is repeated for TFI number.) Not Present Reference to clause 6. 11.1b Parameter Set All</p> <p>Reference to clause 6. 11.1b Parameter Set Reference to clause 6. 11.1b Parameter Set Reference to clause 6. 11.1b Parameter Set Reference to clause 6. 11.1b Parameter Set</p>

Information Element	Condition	Value/remark
<ul style="list-style-type: none"> - CRC size Added or Reconfigured DL TrCH information - Downlink transport channel type - DL Transport channel identity - CHOICE DL parameters - Uplink transport channel type - UL TrCH identity - DCH quality target - BLER Quality value - Downlink transport channel type - DL Transport channel identity - CHOICE DL parameters - TFS - CHOICE Transport channel type - Dynamic transport format information - RLC Size - Number of TBs and TTI List - Transmission Time Interval - Number of Transport blocks - CHOICE Logical channel list - Semi-static Transport Format information - Transmission time interval - Type of channel coding - Coding Rate - Rate matching attribute - CRC size - DCH quality target - BLER Quality value 	<p>B1, B2</p>	<p>Reference to clause 6. 11.1b Parameter Set 2 TrCHs(DCH for DCCH and 1 DCH for DTCH) DCH 10 Same as UL DCH 5 -20 (-2.0) DCH 7 Explicit Dedicated transport channel Reference to clause 6. 11.1b Parameter Set (This IE is repeated for TFI number.) Not Present Reference to clause 6. 11.1b Parameter Set only including TF0 All Reference to clause 6. 11.1b Parameter Set Reference to clause 6. 11.1b Parameter Set Reference to clause 6. 11.1b Parameter Set Reference to clause 6. 11.1b Parameter Set Reference to clause 6. 11.1b Parameter Set</p>
<ul style="list-style-type: none"> Added or Reconfigured DL TrCH information - Downlink transport channel type - DL Transport channel identity - CHOICE DL parameters - Uplink transport channel type - UL TrCH identity - DCH quality target - BLER Quality value - Downlink transport channel type - DL Transport channel identity - CHOICE DL parameters - Uplink transport channel type - UL TrCH identity - DCH quality target - BLER Quality value - Downlink transport channel type - DL Transport channel identity - CHOICE DL parameters - TFS - CHOICE Transport channel type - Dynamic transport format information - RLC Size - Number of TBs and TTI List - Transmission Time Interval - Number of Transport blocks - CHOICE Logical channel list - Semi-static Transport Format information - Transmission time interval - Type of channel coding - Coding Rate - Rate matching attribute - CRC size - DCH quality target - BLER Quality value 	<p>B3, B4</p>	<p>3 TrCHs(DCH for DCCH and 2 DCH for DTCH's) DCH 10 Same as UL DCH 5 -20 (-2.0) DCH 6 Same as UL DCH 1 -20 (-2.0) DCH 7 Explicit Dedicated transport channel Reference to clause 6. 11.1a Parameter Set (This IE is repeated for TFI number.) Not Present Reference to clause 6. 11.1a Parameter All Reference to clause 6. 11.1a Parameter Set Reference to clause 6. 11.1a Parameter Set Reference to clause 6. 11.1a Parameter Set Reference to clause 6. 11.1a Parameter Set Reference to clause 6. 11.1a Parameter Set</p>
<p>All other IEs</p>	<p>B1</p>	<p>-20 (-2.0) Use the values defined in the RADIO BEARER SETUP message indicated as "Packet to CELL_DCH from</p>

Information Element	Condition	Value/remark
All other IEs	B2	CELL_DCH in PS" condition A3 except RB parameter set referred in 6.11.1b instead of 6.10 Use the values defined in the RADIO BEARER SETUP message indicated as "Packet to CELL_DCH from CELL_FACH in PS" condition A4 except RB parameter set referred in 6.11.1b instead of 6.10
All other IEs	B3	Use the values defined in the RADIO BEARER SETUP message indicated as "Packet to CELL_DCH from CELL_DCH in PS" condition A3 except RB parameter set referred in 6.11.1a instead of 6.10
All other IEs	B4	Use the values defined in the RADIO BEARER SETUP message indicated as "Packet to CELL_DCH from CELL_FACH in PS" condition A4 except RB parameter set referred in 6.11.1a instead of 6.10

Condition	Explanation	Version
B1	This IE is needed for " MBMS PtP Radio Bearer Setup when UE state is state 6-7"	
B2	This IE is needed for " MBMS PtP Radio Bearer Setup when UE state is state 6-8"	
B3	This IE is needed for " MBMS PtP Radio Bearer Setup, when UE state is 6-10"	
B4	This IE is needed for " MBMS PtP Radio Bearer Setup, when UE state is 6-11"	

Contents of RADIO BEARER SETUP COMPLETE message: AM

Information Element	Value/remark
Message Type	
RRC transaction identifier	Checked to see if the value is identical to the same IE in the downlink RADIO BEARER SETUP message.
Integrity check info	
- Message authentication code	This IE is checked to see if it is present. The value is compared against the XMAC-I value computed by SS. The first/ leftmost bit of the bit string contains the most significant bit of the MAC-I.
- RRC Message sequence number	This IE is checked to see if it is present. The value is used by SS to compute the XMAC-I value.
Uplink integrity protection activation info	Not checked.
CHOICE mode	FDD
START	Not checked (if ciphering is OFF), check the presence if ciphering is ON.
Deferred measurement control reading	Not present for Rel-7 or later, otherwise Not checked
COUNT-C activation time	The UE shall include this IE if the following two conditions are fulfilled: (a) The RADIO BEARER SETUP message did not contain the IE "Ciphering activation time for DPCH" and (b) The RADIO BEARER SETUP message established the first RB(s) mapped to RLC-TM for a CN domain. Else, this IE is absent.
Radio bearer uplink ciphering activation time info	Not checked
Uplink counter synchronization info	Not present

Contents of RADIO BEARER SETUP FAILURE message: AM

Information Element	Value/remark
Message Type	
RRC transaction identifier	Checked to see if it is set to identical value of the same IE in the downlink RADIO BEARER SETUP message.
Integrity check info	
- Message authentication code	This IE is checked to see if it is present. The value is compared against the XMAC-I value computed by SS. The first/ leftmost bit of the bit string contains the most significant bit of the MAC-I.
- RRC Message sequence number	This IE is checked to see if it is present. The value is used by SS to compute the XMAC-I value.
Failure cause	Checked to see if it meets test requirement
Radio bearers for which reconfiguration would have succeeded	Not checked

Contents of RADIO BEARER RECONFIGURATION message: AM or UM

Information Element	Condition	Value/remark	Version	Index
Message Type	A1,A2,A3,A4,A5,A6			RBC-001
RRC transaction identifier		Arbitrarily selects an integer between 0 and 3		RBC-002
Integrity check info				RBC-003
- message authentication code		SS calculates the value of MAC-I for this message and writes to this IE. The first/leftmost bit of the bit string contains the most significant bit of the MAC-I.		RBC-004
- RRC message sequence number		SS provides the value of this IE, from its internal counter.		RBC-005
Integrity protection mode info		Not Present		RBC-006
Ciphering mode info		Not Present		RBC-007
Activation time	A1,A2,A3	(256+CFN-(CFN MOD 8 + 8))MOD 256		RBC-008
Activation time	A4, A5,A6	Not Present		RBC-009
Delay restriction flag	A1,A2,A3,A4,A5,A6	Not Present	Rel-6	RBC-010
New U-RNTI		Not Present		RBC-011
New C-RNTI	A1, A2, A3, A4,	Not Present		RBC-012
New C-RNTI	A5, A6	'1010 1010 1010 1010'		RBC-013
New DSCH-RNTI	A1, A2, A3, A4, A5,	Not Present	R99 and Rel-4 only	RBC-014
	A6		Rel-5	RBC-015
New H-RNTI	A1, A2, A3, A4, A5,	Not Present		RBC-016
	A6		Rel-6	RBC-017
New Primary E-RNTI		Not Present	Rel-6	RBC-018
New Secondary E-RNTI		Not Present	Rel-6	RBC-019
RRC State indicator	A1, A2, A3, A4	CELL_DCH		RBC-020
RRC State indicator	A5, A6	CELL_FACH		RBC-021
UE Mobility State Indicator		Not Present	Rel-7	RBC-022
UTRAN DRX cycle length coefficient	A1,A2,A3,A4,A5,A6	Not Present		RBC-023
CN information info		Not Present		RBC-024
URA identity		Not Present		RBC-025
CHOICE specification mode		Complete specification	Rel-5	RBC-026
RNC support for change of UE capability		Not Present	Rel-7	RBC-027
Reconfiguration in response to requested change of UE capability		Not Present	Rel-7	RBC-028
RAB information to reconfigure list	A1	Not Present		RBC-029
RB information to reconfigure list		TS25.331 specifies that "Although this IE is not always required, need is MP to align with ASN.1". (UM DCCH for RRC)		RBC-030
- RB information to reconfigure		1		RBC-031
- RB identity		Not Present		RBC-032
- PDCP info		Not Present		RBC-033
- PDCP SN info		Not Present		RBC-034
- RLC info		Not Present		RBC-035
- RB mapping info		Not Present		RBC-036
- RB stop/continue		Not Present		RBC-037
- RB information to reconfigure		(AM DCCH for RRC)		RBC-038
- RB identity		2		RBC-039
- PDCP info		Not Present		RBC-040
- PDCP SN info		Not Present		RBC-041
- RLC info		Not Present		RBC-042
- RB mapping info		Not Present		RBC-043
- RB stop/continue		Not Present		RBC-044
- RB information to reconfigure		(AM DCCH for NAS_DT High priority)		RBC-045
- RB identity		3		RBC-046
- PDCP info		Not Present		RBC-047
- PDCP SN info		Not Present		RBC-048
- RLC info		Not Present		RBC-049
- RB mapping info		Not Present		RBC-050
- RB stop/continue		Not Present		RBC-051
- RB information to reconfigure		(AM DCCH for NAS_DT Low priority)		RBC-052
- RB identity		4		RBC-053
- PDCP info		Not Present		RBC-054
- PDCP SN info		Not Present		RBC-055
- RLC info		Not Present		RBC-056

Information Element	Condition	Value/remark	Version	Index
- RB mapping info		Not Present		RBC-055
- RB stop/continue		Not Present		RBC-056
- RB information to reconfigure		(TM DTCH)		RBC-057
- RB identity		10		RBC-058
- PDCP info		Not Present		RBC-059
- PDCP SN info		Not Present		RBC-060
- RLC info		Not Present		RBC-061
- RB mapping info		Not Present		RBC-062
- RB stop/continue		Not Present		RBC-063
RB information to reconfigure list	A2	TS25.331 specifies that "Although this IE is not always required, need is MP to align with ASN.1".		RBC-064
- RB information to reconfigure		(UM DCCH for RRC)		RBC-065
- RB identity		1		RBC-066
- PDCP info		Not Present		RBC-067
- PDCP SN info		Not Present		RBC-068
- RLC info		Not Present		RBC-069
- RB mapping info		Not Present		RBC-070
- RB stop/continue		Not Present		RBC-071
- RB information to reconfigure		(AM DCCH for RRC)		RBC-072
- RB identity		2		RBC-073
- PDCP info		Not Present		RBC-074
- PDCP SN info		Not Present		RBC-075
- RLC info		Not Present		RBC-076
- RB mapping info		Not Present		RBC-077
- RB stop/continue		Not Present		RBC-078
- RB information to reconfigure		(AM DCCH for NAS_DT High priority)		RBC-079
- RB identity		3		RBC-080
- PDCP info		Not Present		RBC-081
- PDCP SN info		Not Present		RBC-082
- RLC info		Not Present		RBC-083
- RB mapping info		Not Present		RBC-084
- RB stop/continue		Not Present		RBC-085
- RB information to reconfigure		(AM DCCH for NAS_DT Low priority)		RBC-086
- RB identity		4		RBC-087
- PDCP info		Not Present		RBC-088
- PDCP SN info		Not Present		RBC-089
- RLC info		Not Present		RBC-090
- RB mapping info		Not Present		RBC-091
- RB stop/continue		Not Present		RBC-092
- RB information to reconfigure		(TM DTCH)		RBC-093
- RB identity		10		RBC-094
- PDCP info		Not Present		RBC-095
- PDCP SN info		Not Present		RBC-096
- RLC info		Not Present		RBC-097
- RB mapping info		Not Present		RBC-098
- RB stop/continue		Not Present		RBC-099
- RB information to reconfigure		(TM DTCH)		RBC-100
- RB identity		11		RBC-101
- PDCP info		Not Present		RBC-102
- PDCP SN info		Not Present		RBC-103
- RLC info		Not Present		RBC-104
- RB mapping info		Not Present		RBC-105
- RB stop/continue		Not Present		RBC-106
- RB information to reconfigure		(TM DTCH)		RBC-107
		(This IE is needed for 12.2 kbps and 10.2 kbps)		
- RB identity		12		RBC-108
- PDCP info		Not Present		RBC-109
- PDCP SN info		Not Present		RBC-110
- RLC info		Not Present		RBC-111
- RB mapping info		Not Present		RBC-112
- RB stop/continue		Not Present		RBC-113
RB information to reconfigure list	A3,A4,A5,A6	TS25.331 specifies that "Although this IE is not always required, need is MP to align with ASN.1".		RBC-114
- RB information to reconfigure		(UM DCCH for RRC)		RBC-115

Information Element	Condition	Value/remark	Version	Index
- RB identity		1		RBC-116
- PDCP info		Not Present		RBC-117
- PDCP SN info		Not Present		RBC-118
- RLC info		Not Present		RBC-119
- RB mapping info		Not Present		RBC-120
- RB stop/continue		Not Present		RBC-121
- RB information to reconfigure		(AM DCCH for RRC)		RBC-122
- RB identity		2		RBC-123
- PDCP info		Not Present		RBC-124
- PDCP SN info		Not Present		RBC-125
- RLC info		Not Present		RBC-126
- RB mapping info		Not Present		RBC-127
- RB stop/continue		Not Present		RBC-128
- RB information to reconfigure		(AM DCCH for NAS_DT High priority)		RBC-129
- RB identity		3		RBC-130
- PDCP info		Not Present		RBC-131
- PDCP SN info		Not Present		RBC-132
- RLC info		Not Present		RBC-133
- RB mapping info		Not Present		RBC-134
- RB stop/continue		Not Present		RBC-135
- RB information to reconfigure		(AM DCCH for NAS_DT Low priority)		RBC-136
- RB identity		4		RBC-137
- PDCP info		Not Present		RBC-138
- PDCP SN info		Not Present		RBC-139
- RLC info		Not Present		RBC-140
- RB mapping info		Not Present		RBC-141
- RB stop/continue		Not Present		RBC-142
- RB information to reconfigure		(AM DTCH)		RBC-143
- RB identity		20		RBC-144
- PDCP info		Not Present		RBC-145
- PDCP SN info		Not Present		RBC-146
- RLC info		Not Present		RBC-147
- RB mapping info		Not Present		RBC-148
- RB stop/continue		Not Present		RBC-149
RB information to be affected	A1, A2, A3,A4,A5,A6	Not Present		RBC-150
RB with PDCP context relocation info list		Not Present	Rel-5	RBC-151
PDCP ROHC target mode		Not Present	Rel-5	RBC-152
UL Transport channel information common for all transport channels	A1, A2, A5,A6	Not Present		RBC-153
UL Transport channel information common for all transport channels	A3, A4			RBC-154
- PRACH TFCS		Not Present		RBC-155
- CHOICE mode		FDD		RBC-156
- TFC subset		Not Present		RBC-157
- UL DCH TFCS				RBC-158
- CHOICE TFCl signalling		Normal		RBC-159
- TFCl Field 1 information				RBC-160
- CHOICE TFCS representation		Complete reconfiguration		RBC-161
- TFCS complete reconfigure information				RBC-162
- CHOICE CTFC Size		Number of bits used must be enough to cover all combinations of CTFC from clause 6.10.2.4 Parameter Set.		RBC-163
- CTFC information		This IE is repeated for TFC numbers and reference to clause 6.10.2.4 Parameter Set		RBC-164
- CTFC		Reference to clause 6.10.2.4 Parameter Set		RBC-165
- Power offset information				RBC-166
- CHOICE Gain Factors		Computed Gain Factors(The last TFC is set to Signalled Gain Factors)		RBC-167
- Gain factor β_c		11 (below 64 kbps) 9 (equal or higher than 64 kbps) when HSDPA is not configured 9 (equal or higher than 64 kbps and		RBC-168

Information Element	Condition	Value/remark	Version	Index
- Gain factor β_d		below 384 kbps) when HSDPA is also configured 6 (equal or higher than 384 kbps) when HSDPA is also configured (Not Present if the CHOICE Gain Factors is set to ComputedGain Factors)		RBC-169
- Reference TFC ID		15		RBC-170
- CHOICE mode		(Not Present if the CHOICE Gain Factors is set to ComputedGain Factors)		RBC-171
- Power offset P _{p-m}		0		RBC-172
Deleted UL TrCH information	A1, A2, A3, A4, A5,A6	FDD Not Present		RBC-173
Added or Reconfigured UL TrCH information	A1, A2, A5,A6	Not Present		RBC-174
Added or Reconfigured UL TrCH information	A4	2 TrCHs(DCH for DCCH and DCH for DTCH)		RBC-175
- Uplink transport channel type		DCH		RBC-176
- UL Transport channel identity		5		RBC-177
- TFS				RBC-178
- CHOICE Transport channel type		Dedicated transport channels		RBC-179
- Dynamic Transport format				RBC-180
information				
- RLC Size		Reference to clause 6.10 Parameter Set		RBC-181
- Number of TBs and TTI List		(This IE is repeated for TFI number.)		RBC-182
- Transmission Time Interval		Not Present		RBC-183
- Number of Transport blocks		Reference to clause 6.10 Parameter Set		RBC-184
- CHOICE Logical channel list		All		RBC-185
- Semi-static Transport Format				RBC-186
information				
- Transmission time interval		Reference to clause 6.10 Parameter Set		RBC-187
- Type of channel coding		Reference to clause 6.10 Parameter Set		RBC-188
- Coding Rate		Reference to clause 6.10 Parameter Set		RBC-189
- Rate matching attribute		Reference to clause 6.10 Parameter Set		RBC-190
- CRC size		Reference to clause 6.10 Parameter Set		RBC-191
- Uplink transport channel type		DCH		RBC-192
- UL Transport channel identity		1		RBC-193
- TFS				RBC-194
- CHOICE Transport channel type		Dedicated transport channels		RBC-195
- Dynamic Transport format				RBC-196
information				
- RLC Size		Reference to clause 6.10 Parameter Set		RBC-197
- Number of TBs and TTI List		(This IE is repeated for TFI number.)		RBC-198
- Transmission Time Interval		Not Present		RBC-199
- Number of Transport blocks		Reference to clause 6.10 Parameter Set		RBC-200
- CHOICE Logical channel list		All		RBC-201
- Semi-static Transport Format				RBC-202
information				
- Transmission time interval		Reference to clause 6.10 Parameter Set		RBC-203
- Type of channel coding		Reference to clause 6.10 Parameter Set		RBC-204
- Coding Rate		Reference to clause 6.10 Parameter Set		RBC-205
- Rate matching attribute		Reference to clause 6.10 Parameter Set		RBC-206
- CRC size		Reference to clause 6.10 Parameter Set		RBC-207
Added or Reconfigured UL TrCH information	A3	(DCH for DTCH)		RBC-208
- Uplink transport channel type		DCH		RBC-209
- UL Transport channel identity		1		RBC-210
- TFS				RBC-211
- CHOICE Transport channel type		Dedicated transport channels		RBC-212
- Dynamic Transport format				RBC-213
information				
- RLC Size		Reference to clause 6.10 Parameter Set		RBC-214
- Number of TBs and TTI List		(This IE is repeated for TFI number.)		RBC-215
- Transmission Time Interval		Not Present		RBC-216
- Number of Transport blocks		Reference to clause 6.10 Parameter Set		RBC-217
- CHOICE Logical channel list		All		RBC-218

Information Element	Condition	Value/remark	Version	Index
- Semi-static Transport Format information				RBC-219
- Transmission time interval		Reference to clause 6.10 Parameter Set		RBC-220
- Type of channel coding		Reference to clause 6.10 Parameter Set		RBC-221
- Coding Rate		Reference to clause 6.10 Parameter Set		RBC-222
- Rate matching attribute		Reference to clause 6.10 Parameter Set		RBC-223
- CRC size		Reference to clause 6.10 Parameter Set		RBC-224
CHOICE mode	A1,A2,A3,A4,A5,A6	Not Present		RBC-225
DL Transport channel information common for all transport channel	A1, A2, A5, A6	Not Present		RBC-226
DL Transport channel information common for all transport channel	A3,A4			RBC-227
- SCCPCH TFCS		Not Present		RBC-228
- CHOICE mode		FDD		RBC-229
- CHOICE DL parameters		Explicit		RBC-230
- DL DCH TFCS				RBC-231
- CHOICE TFCI Signalling		Normal		RBC-232
- TFCI Field 1 Information				RBC-233
- CHOICE TFCS representation		Complete reconfiguration		RBC-234
- TFCS complete reconfigure				RBC-235
- CHOICE CTFC Size		Number of bits used must be enough to cover all combinations of CTFC from clause 6.10.2.4 Parameter Set.		RBC-236
- CTFC information		This IE is repeated for TFC numbers and reference to clause 6.10.2.4		RBC-237
- CTFC		Reference to clause 6.10.2.4 Parameter Set		RBC-238
- Power offset information		Not Present		RBC-239
Deleted DL TrCH information	A1, A2, A3, A4, A5,A6	Not Present		RBC-240
Added or Reconfigured DL TrCH information	A1, A2, A5, A6	Not Present		RBC-241
Added or Reconfigured DL TrCH information	A4	2 TrCHs(DCH for DCCH and DCH for DTCH)		RBC-242
- Downlink transport channel type		DCH		RBC-243
- DL Transport channel identity		10		RBC-244
- CHOICE DL parameters		Same as UL		RBC-245
- Uplink transport channel type		DCH		RBC-246
- UL TrCH identity		5		RBC-247
- DCH quality target				RBC-248
- BLER Quality value		Not Present		RBC-249
- Downlink transport channel type		DCH		RBC-250
- DL Transport channel identity		6		RBC-251
- CHOICE DL parameters		Explicit		RBC-252
- TFS				RBC-253
- CHOICE Transport channel type		Dedicated transport channel		RBC-254
- Dynamic transport format information				RBC-255
- RLC Size		Reference to clause 6.10 Parameter Set		RBC-256
- Number of TBs and TTI List		(This IE is repeated for TFI number.)		RBC-257
- Dynamic transport format information				RBC-258
- Transmission Time Interval		Not Present		RBC-259
- Number of Transport blocks		Reference to clause 6.10 Parameter Set		RBC-260
- Semi-static Transport Format information				RBC-261
- Transmission time interval		Reference to clause 6.10 Parameter Set		RBC-262
- Type of channel coding		Reference to clause 6.10 Parameter Set		RBC-263
- Coding Rate		Reference to clause 6.10 Parameter Set		RBC-264
- Rate matching attribute		Reference to clause 6.10 Parameter Set		RBC-265
- CRC size		Reference to clause 6.10 Parameter Set		RBC-266
- DCH quality target				RBC-267
- BLER Quality value		-20 (-2.0)		RBC-268
Added or Reconfigured DL TrCH information	A3			RBC-269
- Downlink transport channel type		DCH		RBC-270
- DL Transport channel identity		6		RBC-271

Information Element	Condition	Value/remark	Version	Index
- CHOICE DL parameters		Explicit		RBC-272
- TFS				RBC-273
- CHOICE Transport channel type		Dedicated transport channel		RBC-274
- Dynamic transport format information				RBC-275
- RLC Size		Reference to clause 6.10 Parameter Set		RBC-276
- Number of TBs and TTI List		(This IE is repeated for TFI number.)		RBC-277
- Dynamic transport format information				RBC-278
- Transmission Time Interval		Not Present		RBC-279
- Number of Transport blocks		Reference to clause 6.10 Parameter Set		RBC-280
- Semi-static Transport Format information				RBC-281
- Transmission time interval		Reference to clause 6.10 Parameter Set		RBC-282
- Type of channel coding		Reference to clause 6.10 Parameter Set		RBC-283
- Coding Rate		Reference to clause 6.10 Parameter Set		RBC-284
- Rate matching attribute		Reference to clause 6.10 Parameter Set		RBC-285
- CRC size		Reference to clause 6.10 Parameter Set		RBC-286
- DCH quality target				RBC-287
- BLER Quality value		-20 (-2.0)		RBC-288
Preconfiguration	A5	Not Present	Rel-5	RBC-289
CHOICE Mode		FDD		RBC-290
- predefinedConfiguration Identity		Not Present		RBC-291
- defaultConfig		Not Present		RBC-292
Frequency info	A1,A2,A3,A4,A5			RBC-293
- UARFCN uplink (Nu)		Not present		RBC-294
		Absence of this IE is equivalent to applying the default duplex distance defined for the operating frequency according to 3GPP TS 25.101 [11]		
- UARFCN downlink (Nd)		Reference to clause 5.1 Test frequencies		RBC-295
Frequency info	A6	Not Present		RBC-296
DTX-DRX timing information		Not Present	Rel-7	RBC-297
DTX-DRX Information		Not Present	Rel-7	RBC-298
HS-SCCH less Information		Not Present	Rel-7	RBC-299
MIMO parameters		Not Present	Rel-7	RBC-300
CHOICE mode	A5	Not Present	Rel-8	RBC-301
- MIMO N_cqi_typeA/M_cqi ratio		Not Present	Rel-7	RBC-302
- MIMO pilot configuration		Not Present	Rel-7	RBC-303
- Precoding weight set restriction		Not Present	Rel-7	RBC-304
Maximum allowed UL TX power	A1,A2,A3,A4,A5,A6	33dBm		RBC-305
CHOICE channel requirement	A1, A2, A3, A4	Uplink DPCH info		RBC-306
-Uplink DPCH power control info				RBC-307
- DPCCH power offset		-40 (-80dB)		RBC-308
- PC Preamble		1 frame		RBC-309
- SRB delay		7 frames		RBC-310
- Power Control Algorithm		Algorithm1		RBC-311
- TPC step size		0 (1dB)		RBC-312
- Δ_{ACK}		Not Present	Rel-5	RBC-313
- Δ_{NACK}		Not Present	Rel-5	RBC-314
- Ack-Nack repetition factor		Not Present	Rel-5	RBC-315
- Scrambling code type		Long		RBC-316
- Scrambling code number		0 (0 to 16777215)		RBC-317
- Number of DPDCH		Not Present(1)		RBC-318
- spreading factor		Reference to clause 6.10 Parameter Set		RBC-319
- TFCI existence		Reference to clause 6.10 Parameter Set		RBC-320
- Number of FBI bit		Reference to clause 6.10 Parameter Set		RBC-321
- Number of TPC bits		Not Present	Rel-7	RBC-322
- Puncturing Limit		Reference to clause 6.10 Parameter Set		RBC-323
CHOICE channel requirement	A5, A6	Not Present		RBC-324
E-DCH Info		Not Present	Rel-6	RBC-325

Information Element	Condition	Value/remark	Version	Index
Mac-es-e-resetIndicator	A5	Not Present	Rel-6	RBC-326
CHOICE modeSpecificInfo	A5	FDD		RBC-327
- e-DPCCH-Info	A5	Not Present		RBC-328
- schedulingTransmConfiguration	A5	Not Present		RBC-329
- ul-16QAM-Settings	A5	Not Present	Rel-7	RBC-330
CHOICE Mode	A1,A2,A3,A4,A5,A6	FDD		RBC-331
- Downlink PDSCH information		Not Present	R99 and Rel-4 only	RBC-332
Uplink secondary cell info FDD	A5		Rel-9	RBC-333
Downlink HS-PDSCH Information	A1, A2, A3, A4, A5, A6	Not Present	Rel-5	RBC-334
- Measurement Feedback Info	A5	Not Present	Rel-5	RBC-335
- Choice Mode	A5	FDD		RBC-336
- Downlink 64QAM configured	A5	Not Present	Rel-7	RBC-337
Downlink information common for all radio links	A5, A6	Not Present		RBC-338
Downlink information common for all radio links	A1, A2, A3			RBC-339
- Downlink DPCH info common for all RL				RBC-340
- Timing indicator		Maintain		RBC-341
- CFN-targetSFN frame offset		Not Present		RBC-342
- Downlink DPCH power control information				RBC-343
- DPC mode		0 (single)		RBC-344
- CHOICE mode		FDD		RBC-345
- Power offset $P_{\text{Pilot-DPCH}}$		0		RBC-346
- DL rate matching restriction information		Not Present		RBC-347
- Spreading factor		Reference to clause 6.10 Parameter Set		RBC-348
- Fixed or Flexible Position		Reference to clause 6.10 Parameter Set		RBC-349
- TFCI existence		Reference to clause 6.10 Parameter Set		RBC-350
- CHOICE SF		Reference to clause 6.10 Parameter Set		RBC-351
- DPCH compressed mode info		Not Present		RBC-352
- TX Diversity mode		None		RBC-353
- SSDT information		Not Present	R99 and Rel-4 only	RBC-354
- Default DPCH Offset Value		Not Present		RBC-355
- MAC-hs reset indicator		Not Present	Rel-5	RBC-356
Downlink information common for all radio links	A4			RBC-357
- Downlink DPCH info common for all RL				RBC-358
- Timing indicator		Initialize		RBC-359
- CFN-targetSFN frame offset		Not Present		RBC-360
- Downlink DPCH power control information				RBC-361
- DPC mode		0 (single)		RBC-362
- CHOICE mode		FDD		RBC-363
- Power offset $P_{\text{Pilot-DPCH}}$		0		RBC-364
- DL rate matching restriction information		Not Present		RBC-365
- Spreading factor		Reference to clause 6.10 Parameter Set		RBC-366
- Fixed or Flexible Position		Reference to clause 6.10 Parameter Set		RBC-367
- TFCI existence		Reference to clause 6.10 Parameter Set		RBC-368
- CHOICE SF		Reference to clause 6.10 Parameter Set		RBC-369
- DPCH compressed mode info		Not Present		RBC-370
- TX Diversity mode		None		RBC-371
- SSDT information		Not Present	R99 and Rel-4 only	RBC-372
- Default DPCH Offset Value		Present Arbitrary set to value 0..306688 by step of 512		RBC-373
- MAC-hs reset indicator		Not Present	Rel-5	RBC-374
Downlink information per radio link list	A1, A2, A3			RBC-375
-Downlink information for each radio link				RBC-376
- Choice mode		FDD		RBC-377

Information Element	Condition	Value/remark	Version	Index	
<ul style="list-style-type: none"> - Primary CPICH info - Primary scrambling code - PDSCH with SHO DCH info - PDSCH code mapping - Serving HS-DSCH radio link indicator - Serving E-DCH radio link indicator - Downlink DPCH info for each RL - Primary CPICH usage for channel estimation - DPCH frame offset - Secondary CPICH info - Secondary scrambling code - channelisation code - DL channelisation code - Secondary scrambling code - Spreading factor - Code number - Scrambling code change - TPC combination index - SSDT Cell Identity 		Ref. to the Default setting in clause 6.1 (FDD) Not Present Not Present FALSE FALSE Primary CPICH may be used Set to value Default DPCH Offset Value (as currently stored in SS) mod 38 400 Not Present 2 Reference to clause 6.10 Parameter Set 0 Set to value Default1: No code change (if the UE has a compressed mode pattern sequence configured in variable TGPS_IDENTITY or included in the message including IE "Downlink DPCH info for each RL", which is using compressed mode method "SF/2") Set to value Default2: OMIT (otherwise) 0 Not Present	R99 and Rel-4 only R99 and Rel-4 only Rel-5 Rel-6	RBC-378 RBC-379 RBC-380 RBC-381 RBC-382 RBC-383 RBC-384 RBC-385 RBC-386 RBC-387 RBC-388 RBC-389 RBC-390 RBC-391 RBC-392 RBC-393 RBC-394 RBC-395 RBC-396	
	<ul style="list-style-type: none"> - Closed loop timing adjustment mode - E-AGCH Info - E-HICH Information - E-RGCH Information - SCCPCH information for FACH Downlink information per radio link list - Downlink information for each radio link - Choice mode - Primary CPICH info - Primary scrambling code - PDSCH with SHO DCH info - PDSCH code mapping - Serving HS-DSCH radio link indicator - Serving E-DCH radio link indicator - Downlink DPCH info for each RL - Primary CPICH usage for channel estimation - DPCH frame offset - Secondary CPICH info - Secondary scrambling code - channelisation code - DL channelisation code - Secondary scrambling code - Spreading factor 	A4	Not Present Not present Not present Not present Not Present FDD Ref. to the Default setting in clause 6.1 (FDD) Not Present Not Present FALSE FALSE Primary CPICH may be used Set to value : Default DPCH Offset Value mod 38 400 Not Present 2 Reference to clause 6.10 Parameter Set	Rel-6 Rel-6 Rel-6 R99 and Rel-4 only R99 and Rel-4 only R99 and Rel-4 only Rel-5 Rel-6	RBC-397 RBC-398 RBC-399 RBC-400 RBC-401 RBC-402 RBC-403 RBC-404 RBC-405 RBC-406 RBC-407 RBC-408 RBC-409 RBC-410 RBC-411 RBC-412 RBC-413 RBC-414 RBC-415 RBC-416 RBC-417 RBC-418 RBC-419

Information Element	Condition	Value/remark	Version	Index
- Code number - Scrambling code change		0		RBC-420
		Set to value Default1: No code change (if the UE has a compressed mode pattern sequence configured in variable TGPS_IDENTITY or included in the message including IE "Downlink DPCH info for each RL", which is using compressed mode method "SF/2")		RBC-421
- TPC combination index - SSDT Cell Identity		Set to value Default2: OMIT (otherwise)	R99 and Rel-4 only	RBC-422
		0		RBC-423
mode - Closed loop timing adjustment		Not Present		RBC-424
		- E-AGCH Info		Rel-6
- E-HICH Information		Not present	Rel-6	RBC-426
- E-RGCH Information		Not present	Rel-6	RBC-427
- SCCPCH information for FACH		Not Present	R99 and Rel-4 only	RBC-428
- Downlink information for each radio link	A5			RBC-429
		- Choice mode	FDD	RBC-430
- Primary CPICH info				RBC-431
- Primary scrambling code		Ref. to the Default setting in clause 6.1 (FDD)		RBC-432
- PDSCH with SHO DCH info		Not Present	R99 and Rel-4 only	RBC-433
- PDSCH code mapping		Not Present	R99 and Rel-4 only	RBC-434
- Serving HS-DSCH radio link indicator		FALSE	Rel-5	RBC-435
		- Serving E-DCH radio link indicator	FALSE	Rel-6
- Downlink DPCH info for each RL		Not present		RBC-437
- E-AGCH Info		Not present	Rel-6	RBC-438
- E-HICH Information		Not present	Rel-6	RBC-439
- E-RGCH Information		Not present	Rel-6	RBC-440
- SCCPCH Information for FACH		Not Present	R99 and Rel-4 only	RBC-441
- Downlink information for each radio link	A6		R99	RBC-442
		- Choice mode	FDD	RBC-443
- Primary CPICH info				RBC-444
- Primary scrambling code		Ref. to the Default setting in clause 6.1 (FDD)		RBC-445
- PDSCH with SHO DCH info		Not Present	R99 and Rel-4 only	RBC-446
- PDSCH code mapping		Not Present	R99 and Rel-4 only	RBC-447
- Serving E-DCH radio link indicator		FALSE	Rel-6	RBC-448
- Downlink DPCH info for each RL		Not present		RBC-449
- E-AGCH Info		Not present	Rel-6	RBC-450
- E-HICH Information		Not present	Rel-6	RBC-451
- E-RGCH Information		Not present	Rel-6	RBC-452
- SCCPCH Information for FACH		Not Present	R99 and Rel-4 only	RBC-453
- Downlink information for each radio link	A6	Not Present	Rel-4 only	RBC-454
Downlink secondary cell info FDD	A5	Not Present	Rel-8	RBC-455
Additional downlink secondary cell info list FDD	A5	Not Present	Rel-10	RBC-456
- Downlink secondary cell info FDD	A5	Not Present	Rel-10	RBC-457
MBMS PL Service Restriction Information	A1,A2,A3,A4,A5,A6	Not Present	Rel-6	RBC-458

Condition	Explanation
A1	This IE need for "Non speech in CS"

A2	This IE need for "Speech in CS"
A3	This IE need for "Packet to CELL_DCH from CELL_DCH in PS"
A4	This IE need for "Packet to CELL_DCH from CELL_FACH in PS"
A5	This IE need for "Packet to CELL_FACH from CELL_DCH in PS"
A6	This IE need for "Packet to CELL_FACH from CELL_FACH in PS"

Contents of RADIO BEARER RECONFIGURATION FAILURE message: AM

Information Element	Value/remark
Message Type	
RRC transaction identifier	Checked to see if it is set to identical value of the same IE in the downlink RADIO BEARER RECONFIGURATION message.
Integrity check info	
- Message authentication code	This IE is checked to see if it is present. The value is compared against the XMAC-I value computed by SS. The first/ leftmost bit of the bit string contains the most significant bit of the MAC-I.
- RRC Message sequence number	This IE is checked to see if it is present. The value is used by SS to compute the XMAC-I value.
Failure cause	Checked to see if it meets test requirement
Radio bearers for which reconfiguration would have succeeded List	Not checked

Contents of RADIO BEARER RECONFIGURATION COMPLETE message: AM

Information Element	Value/remark
Message Type	
RRC transaction identifier	Checked to see if the value is identical to the same IE in the downlink RADIO BEARER RECONFIGURATION COMPLETE message
Integrity check info	
- Message authentication code	This IE is checked to see if it is present. The value is compared against the XMAC-I value computed by SS. The first/ leftmost bit of the bit string contains the most significant bit of the MAC-I.
- RRC Message sequence number	This IE is checked to see if it is present. The value is used by SS to compute the XMAC-I value.
Uplink integrity protection activation info	Not checked
CHOICE mode	FDD
Deferred measurement control reading	Not present for Rel-7 or later, otherwise Not checked
COUNT-C activation time	Not checked
Radio bearer uplink ciphering activation time info	Not checked
Uplink counter synchronization info	Not present

Contents of RADIO BEARER RELEASE message: AM or UM

Information Element	Condition	Value/remark	Version	Index
Message Type	A1, A2, A3, A4, A5, A6, A7, A8, A9, A10			RBR-001
RRC transaction identifier		Arbitrarily selects an integer between 0 and 3	Rel-5	RBR-002 RBR-003
Integrity check info				RBR-004 RBR-005
- message authentication code		SS calculates the value of MAC-I for this message and writes to this IE. The first/ leftmost bit of the bit string contains the most significant bit of the MAC-I.		
- RRC message sequence number		SS provides the value of this IE, from its internal counter.		RBR-006
Integrity protection mode info		Not Present		RBR-007
Ciphering mode info		Not Present		RBR-008
Activation time	A1, A2, A3, A7, A8, A9, A10	$(256 + \text{CFN} - (\text{CFN} \bmod 8 + 8)) \bmod 256$		RBR-009
Activation time	A4, A5, A6	Not Present	Rel-5	RBR-010 RBR-011

Information Element	Condition	Value/remark	Version	Index
New U-RNTI		Not Present		RBR-012
New C-RNTI	A1,A2,A3,A4	Not Present		RBR-013
	, A9		Rel-5	RBR-014
New C-RNTI	A5, A6, A7, A8	'1010 1010 1010 1010'		RBR-015
	, A10		Rel-5	RBR-016
New DSCH-RNTI	A1, A2, A3, A4, A5, A6, A7, A8	Not Present	R99 and Rel-4 only	RBR-017
New H-RNTI	A1, A2, A3, A4, A5, A6, A7, A8	Not Present		RBR-018
	, A9, A10,		Rel-5	RBR-019
New Primary E-RNTI		Not Present	Rel-6	RBR-020
New Secondary E-RNTI		Not Present	Rel-6	RBR-021
RRC State indicator	A1,A2, A3, A4	CELL_DCH		RBR-022
	, A9		Rel-5	RBR-023
RRC State indicator	A5, A6, A7, A8	CELL_FACH		RBR-024
	, A10		Rel-5	RBR-025
UE Mobility State Indicator		Not Present	Rel-7	RBR-026
UTRAN DRX cycle length coefficient	A1,A2,A3,A4,A5,A6,A7, A8	Not Present		RBR-027
	, A9, A10		Rel-5	RBR-028
CN information info		Not Present		RBR-029
Signalling Connection release indication		Not Present		RBR-030
URA identity		Not Present		RBR-031
RNC support for change of UE capability		Not Present	Rel-7	RBR-032
RAB information to reconfigure list		Not Present		RBR-033
RB information to release	A1,A2, A7, A8			RBR-034
- RB identity		10		RBR-035
RB information to release	A2, A8			RBR-036
- RB identity		11		RBR-037
RB information to release	A2, A8			RBR-038
- RB identity		12		RBR-039
RB information to release	A3, A4, A5, A6			RBR-040
- RB identity		20		RBR-041
RB information to release	A9, A10		Rel-5	RBR-042
- RB identity		25		RBR-043
RB information to reconfigure list	A1,A2, A3,A4,A5, A6, A7, A8, A9, A10	Not Present	Rel-6	RBR-044
RB information to be affected	A1,A2, A3,A4,A5, A6, A7, A8	Not Present		RBR-045
	, A9, A10		Rel-5	RBR-046
Downlink counter synchronization info	A1,A2,A3,A4,A5,A6,A7, A8	Not Present		RBR-047
	, A9, A10		Rel-5	RBR-048
UL Transport channel information for all transport channels	A1, A2, A3, A4, A5, A6, A7, A8	TFCS reconfigured to fit the new transport channel configuration.		RBR-049
	, A9, A10		Rel-5	RBR-050
Deleted UL TrCH Information	A1,A2, A3, A4, A5, A6, A7, A8			RBR-051
	, A9, A10		Rel-5	RBR-052
- Uplink transport channel type		DCH		RBR-053
- Transport channel identity		1		RBR-054
Deleted UL TrCH Information	A2, A8			RBR-055

Information Element	Condition	Value/remark	Version	Index
- Uplink transport channel type - Transport channel identity Deleted UL TrCH Information	A2, A8	DCH 2		RBR-056 RBR-057 RBR-058
- Uplink transport channel type - Transport channel identity Added or Reconfigured UL TrCH information	A5, A6, A7, A8 , A10	DCH 3 Not Present		RBR-059 RBR-060 RBR-061
Added or Reconfigured UL TrCH information	A1, A2, A3, A4 , A9	TrCHs(DCH for DCCH)	Rel-5	RBR-062 RBR-063
- Uplink transport channel type - UL Transport channel identity - TFS		DCH 5	Rel-5	RBR-064 RBR-065 RBR-066 RBR-067
- CHOICE Transport channel type - Dynamic Transport format information - RLC Size		Dedicated transport channels According to clause 6.10.2.4.1.3 (standalone 13.6 kbps signalling radio bearer)		RBR-068 RBR-069 RBR-070
- Number of TBs and TTI List - Transmission Time Interval		(This IE is repeated for TFI number.) According to clause 6.10.2.4.1.3 (standalone 13.6 kbps signalling radio bearer)		RBR-071 RBR-072
- Number of Transport blocks		According to clause 6.10.2.4.1.3 (standalone 13.6 kbps signalling radio bearer)		RBR-073
- CHOICE Logical channel list - Semi-static Transport Format information - Transmission time interval		All According to clause 6.10.2.4.1.3 (standalone 13.6 kbps signalling radio bearer)		RBR-074 RBR-075 RBR-076
- Type of channel coding		According to clause 6.10.2.4.1.3 (standalone 13.6 kbps signalling radio bearer)		RBR-077
- Coding Rate		According to clause 6.10.2.4.1.3 (standalone 13.6 kbps signalling radio bearer)		RBR-078
- Rate matching attribute		According to clause 6.10.2.4.1.3 (standalone 13.6 kbps signalling radio bearer)		RBR-079
- CRC size		According to clause 6.10.2.4.1.3 (standalone 13.6 kbps signalling radio bearer)		RBR-080
DL Transport channel information for all transport channels	A1, A2, A3, A4, A5, A6, A7, A8 , A9, A10	TFCS reconfigured to fit the new transport channel configuration.		RBR-081
Deleted DL TrCH Information	A1, A2, A3, A4, A5, A6, A7, A8 , A9		Rel-5	RBR-082 RBR-083
- Downlink transport channel type - Transport channel identity Deleted DL TrCH Information	A2, A8	DCH 6	Rel-5	RBR-084 RBR-085 RBR-086
- Downlink transport channel type - Transport channel identity Deleted DL TrCH Information	A2, A8	DCH 7		RBR-087 RBR-088 RBR-089
- Downlink transport channel type - Transport channel identity Deleted DL TrCH Information	A9, A10	DCH 8	Rel-5	RBR-090 RBR-091 RBR-092
- Downlink transport channel type - DL HS-DSCH MAC-d flow identity Added or Reconfigured DL TrCH information	A5, A6, A7, A8 , A10	HS-DSCH 0 Not Present		RBR-093 RBR-094 RBR-095 RBR-096
Added or Reconfigured DL TrCH information	A1, A2, A3, A4	1 TrCHs(DCH for DCCH)	Rel-5	RBR-097 RBR-098

Information Element	Condition	Value/remark	Version	Index
<ul style="list-style-type: none"> - Downlink transport channel type - DL Transport channel identity - CHOICE DL parameters - Uplink transport channel type - UL TrCH identity - DCH quality target - BLER Quality value Frequency info	, A9	DCH 10 Same as UL DCH 5 Not Present	Rel-5	RBR-099 RBR-100 RBR-101 RBR-102 RBR-103 RBR-104 RBR-105 RBR-106 RBR-107
	A1,A2,A3,A4,A5, A7, A8, A9, A10	Not present Absence of this IE is equivalent to applying the default duplex distance defined for the operating frequency according to 3GPP TS 25.101 [11]	Rel-5	RBR-108 RBR-109
- UARFCN downlink (Nd)		Reference to clause 5.1 Test frequencies		RBR-110
DTX-DRX timing information		Not Present	Rel-7	RBR-111
DTX-DRX Information		Not Present	Rel-7	RBR-112
HS-SCCH less Information		Not Present	Rel-7	RBR-113
MIMO parameters		Not Present	Rel-7	RBR-114
Maximum allowed UL TX power		33dBm		RBR-115
Frequency info	A6	Not Present		RBR-116
CHOICE <i>channel requirement</i>	A5, A6, A7, A8, A10	Not Present		RBR-117
CHOICE channel requirement	A1, A2, A3, A4, A9	Uplink DPCH info	Rel-5	RBR-118 RBR-119
- Uplink DPCH power control info			Rel-5	RBR-120
- DPCCH power offset		-40 (-80dB)		RBR-121
- PC Preamble		1 frame		RBR-122
- SRB delay		7 frames		RBR-123
- Power Control Algorithm		Algorithm1		RBR-124
- Δ_{ACK}		Not Present	Rel-5	RBR-125
- Δ_{NACK}		Not Present	Rel-5	RBR-126
- Ack-Nack repetition factor		Not Present	Rel-5	RBR-127
- TPC step size		0 (1dB)		RBR-128
- Scrambling code type		Long		RBR-129
- Scrambling code number		0 (0 to 16777215)		RBR-130
- Number of DPDCH		Not Present(1)		RBR-131
- spreading factor		Reference to clause 6.10 Parameter Set		RBR-132
- TFCI existence		Reference to clause 6.10 Parameter Set		RBR-133
- Number of FBI bit		Reference to clause 6.10 Parameter Set		RBR-134
- Number of TPC bits		Not Present	Rel-7	RBR-135
- Puncturing Limit		Reference to clause 6.10 Parameter Set		RBR-136
E-DCH Info		Not Present	Rel-6	RBR-137
CHOICE Mode	A1,A2,A3,A4,A5,A6, A7, A8, A9, A10	FDD		RBR-138 RBR-139
- Downlink PDSCH information		Not Present	Rel-5 R99 and Rel-4 only	RBR-140 RBR-141
Downlink HS-PDSCH Information	A1, A2, A3, A4, A5, A6, A7, A8, A9, A10	Not Present	Rel-5	RBR-142
Downlink information common for all radio links	A5, A6, A7, A8, A10	Not Present		RBR-143
Downlink information common for all radio links	A1,A2, A3, A9		Rel-5	RBR-144
- Downlink DPCH info common for all RL			Rel-5	RBR-145
- Timing indicator		Maintain		RBR-146
- CFN-targetSFN frame offset		Not Present		RBR-147 RBR-148 RBR-149

Information Element	Condition	Value/remark	Version	Index
<ul style="list-style-type: none"> - Downlink DPCH power control information - DPC mode - CHOICE mode - Power offset $P_{\text{Pilot-DPCH}}$ - DL rate matching restriction information - Spreading factor - Fixed or Flexible Position - TFCI existence - CHOICE SF - DPCH compressed mode info - TX Diversity mode - SSdT information - Default DPCH Offset Value - MAC-hs reset indicator 	A4	0 (single)	R99 and Rel-4 only	RBR-150
		FDD		RBR-151
		0		RBR-152
		Not Present		RBR-153
		Reference to clause 6.10 Parameter Set		RBR-154
		Reference to clause 6.10 Parameter Set		RBR-155
		Reference to clause 6.10 Parameter Set		RBR-156
		Reference to clause 6.10 Parameter Set		RBR-157
		Reference to clause 6.10 Parameter Set		RBR-158
		Not Present		RBR-159
		None		RBR-160
		Not Present		RBR-161
		Not Present		RBR-162
		Not Present		RBR-163
				RBR-164
				RBR-165
		Initialize		RBR-166
Not Present	RBR-167			
	RBR-168			
	RBR-169			
	RBR-170			
	RBR-171			
	RBR-172			
<ul style="list-style-type: none"> - Spreading factor - Fixed or Flexible Position - TFCI existence - CHOICE SF - DPCH compressed mode info - TX Diversity mode - SSdT information - Default DPCH Offset Value - MAC-hs reset indicator 	A1,A2,A3, A9	Reference to clause 6.10 Parameter Set	R99 and Rel-4 only	RBR-173
		Reference to clause 6.10 Parameter Set		RBR-174
		Reference to clause 6.10 Parameter Set		RBR-175
		Reference to clause 6.10 Parameter Set		RBR-176
		Not Present		RBR-177
		None		RBR-178
		Not Present		RBR-179
		Arbitrary set to value 0..306688 by step of 512		RBR-180
		Not Present		RBR-181
				RBR-182
				RBR-183
				RBR-184
		FDD		RBR-185
				RBR-186
		Ref. to the Default setting in clause 6.1 (FDD)		RBR-187
		Not Present		RBR-188
		Not Present		RBR-189
		FALSE		RBR-190
		FALSE		RBR-191
				RBR-192
Primary CPICH may be used	RBR-193			
	RBR-194			
Set to value Default DPCH Offset Value (as currently stored in SS) mod 38 400	RBR-195			
Not Present	RBR-196			
	RBR-197			
	RBR-198			
	RBR-199			
3	RBR-200			
Reference to clause 6.10 Parameter Set	RBR-201			
0	RBR-202			
Set to value Default1: No code change (if the UE has a compressed mode pattern sequence configured in variable TGPS_IDENTITY or included in the message including IE "Downlink DPCH info for each RL", which is using compressed mode method "SF/2")				

Information Element	Condition	Value/remark	Version	Index		
<ul style="list-style-type: none"> - TPC combination index - SSDT Cell Identity 		Set to value Default2: OMIT (otherwise)		RBR-203		
		0				
<ul style="list-style-type: none"> - Closed loop timing adjustment mode - E-AGCH Info - E-HICH Information - E-RGCH Information - SCCPCH information for FACH 	A4	Not Present	R99 and Rel-4 only	RBR-204		
		Not Present		RBR-205		
		Not present	Rel-6	RBR-206		
		Not present	Rel-6	RBR-207		
		Not present	Rel-6	RBR-208		
		Not Present	R99 and Rel-4 only	RBR-209		
		Downlink information for each radio link list				RBR-210
		-Downlink information for each radio link				RBR-211
		- Choice mode	FDD			RBR-212
		- Primary CPICH info				RBR-213
- Primary scrambling code	Ref. to the Default setting in clause 6.1 (FDD)			RBR-214		
- PDSCH with SHO DCH info	Not Present		R99 and Rel-4 only	RBR-215		
- PDSCH code mapping	Not Present		R99 and Rel-4 only	RBR-216		
- Serving HS-DSCH radio link indicator	FALSE		Rel-5	RBR-217		
- Serving E-DCH radio link indicator	FALSE		Rel-6	RBR-218		
- Downlink DPCH info for each RL				RBR-219		
- Primary CPICH usage for channel estimation	Primary CPICH may be used			RBR-220		
- DPCH frame offset	Set to value : Default DPCH Offset			RBR-221		
	Value mod 38 400					
	Not Present			RBR-222		
- Secondary CPICH info				RBR-223		
- Secondary scrambling code				RBR-224		
- channelisation code				RBR-225		
- DL channelisation code				RBR-226		
- Secondary scrambling code	3			RBR-227		
- Spreading factor	Reference to clause 6.10 Parameter Set			RBR-228		
- Code number	0			RBR-229		
- Scrambling code change	Set to value Default1: No code change (if the UE has a compressed mode pattern sequence configured in variable TGPS_IDENTITY or included in the message including IE "Downlink DPCH info for each RL", which is using compressed mode method "SF/2")					
<ul style="list-style-type: none"> - TPC combination index - SSDT Cell Identity 		Set to value Default2: OMIT (otherwise)		RBR-230		
		0				
<ul style="list-style-type: none"> - Closed loop timing adjustment mode - E-AGCH Info - E-HICH Information - E-RGCH Information - SCCPCH information for FACH 	A5, A7, A8	Not Present	R99 and Rel-4 only	RBR-231		
		Not Present		RBR-232		
		Not present	Rel-6	RBR-233		
		Not present	Rel-6	RBR-234		
		Not present	Rel-6	RBR-235		
		Not Present	R99 and Rel-4 only	RBR-236		
		- Downlink information for each radio link				RBR-237
		- Choice mode	FDD			RBR-238
		- Primary CPICH info				RBR-239
		- Primary scrambling code	Ref. to the Default setting in clause 6.1 (FDD)			RBR-240
- PDSCH with SHO DCH info	Not Present		R99 and Rel-4 only	RBR-241		
- PDSCH code mapping	Not Present		R99 and Rel-4 only	RBR-242		
- Serving HS-DSCH radio link indicator	FALSE		Rel-5	RBR-243		
- Serving E-DCH radio link indicator	FALSE		Rel-6	RBR-244		
- Downlink DPCH info for each RL	Not present			RBR-245		
- E-AGCH Info	Not present		Rel-6	RBR-246		
- E-HICH Information	Not present		Rel-6	RBR-247		
- E-RGCH Information	Not present		Rel-6	RBR-248		
- SCCPCH information for FACH	Not Present		R99 and Rel-	RBR-249		

Information Element	Condition	Value/remark	Version	Index
- Downlink information for each radio link	A6, A10	Not Present	4 only	RBR-250
MBMS PL Service Restriction Information	A1,A2, A3,A4,A5, A6, A7, A8, A9, A10	Not Present	Rel-6	RBR-251
MBMS RB list released to change transfer mode		Not Present	Rel-6	RBR-252

Condition	Explanation	Version
A1	This IE need for "Non speech in CS"	
A2	This IE need for "Speech in CS"	
A3	This IE need for "Packet to CELL_DCH from CELL_DCH in PS"	
A4	This IE need for "Packet to CELL_DCH from CELL_FACH in PS"	
A5	This IE need for "Packet to CELL_FACH from CELL_DCH in PS"	
A6	This IE need for "Packet to CELL_FACH from CELL_FACH in PS"	
A7	This IE need for "Non speech to CELL_FACH from CELL_DCH in CS"	
A8	This IE need for "Speech to CELL_FACH from CELL_DCH in CS"	
A9	This IE is needed for "Packet to CELL_DCH / HS-DSCH using three multiplexing options", or when not stated otherwise, for "Packet to CELL_DCH from CELL_DCH / HS-DSCH in PS"	Rel-5
A10	This IE is needed for "Packet to CELL_DCH / HS-DSCH using one multiplexing option", or when not stated otherwise, for "Packet to CELL_FACH from CELL_DCH / HS-DSCH in PS"	Rel-5

Contents of RADIO BEARER RELEASE COMPLETE message: AM

Information Element	Value/remark
Message Type	
RRC transaction identifier	Checked to see the value is identical to the same IE in the downlink RADIO BEARER RELEASE message.
Integrity check info	
- Message authentication code	This IE is checked to see if it is present. The value is compared against the XMAC-I value computed by SS. The first/ leftmost bit of the bit string contains the most significant bit of the MAC-I.
- RRC Message sequence number	This IE is checked to see if it is present. The value is used by SS to compute the XMAC-I value.
Uplink integrity protection activation info	Not checked.
CHOICE mode	FDD
Deferred measurement control reading	Not present for Rel-7 or later, otherwise Not checked
COUNT-C activation time	Not checked
Radio bearer uplink ciphering activation time info	Not checked
Uplink counter synchronization info	Not present

Contents of RADIO BEARER RELEASE FAILURE message: AM

Information Element	Value/remark
Message Type	
RRC transaction identifier	Checked to see if it is set to identical value of the same IE in the downlink RADIO BEARER RELEASE message.
Integrity check info	
- Message authentication code	This IE is checked to see if it is present. The value is compared against the XMAC-I value computed by SS. The first/ leftmost bit of the bit string contains the most significant bit of the MAC-I.
- RRC Message sequence number	This IE is checked to see if it is present. The value is used by SS to compute the XMAC-I value.
Failure cause	Checked to see if it meets test requirement
Radio bearers for which reconfiguration would have succeeded	Not checked

Contents of RRC CONNECTION REQUEST message: TM

Information Element	Condition	Value/remark	Version
Message Type			

Predefined configuration status information		To be checked against requirement if specified	Rel-5
Initial UE identity			
- CHOICE UE id type			
- TMSI and LAI (GSM-MAP)		Set to the UE's TMSI and LAI.	
Establishment cause		To be checked against requirement if specified	
Protocol error indicator		FALSE	
UE Specific Behaviour Information 1 idle		This IE will not be checked by default behaviour, but in specific test case.	
Domain indicator		To be checked against requirement if specified	Rel-6
Call type		To be checked against requirement if specified	Rel-6
UE capability indication		To be checked against requirement if specified	Rel-6
Support for F-DPCH	A1	TRUE	Rel-6
Support for F-DPCH	A2	Not Present	Rel-6
UE Mobility State Indicator		Not Present	Rel-7
Support for Enhanced F-DPCH		To be checked against requirement if specified	Rel-7
HS-PDSCH in CELL_FACH		To be checked against requirement if specified	Rel-7
MAC-ehs support		To be checked against requirement if specified	Rel-7
DPCCH Discontinuous Transmission support		To be checked against requirement if specified	Rel-7
Measured results on RACH		To be checked against requirement if specified	Rel-4
Access stratum release indicator		To be checked against requirement if specified	Rel-4

Condition	Explanation
A1	This IE need to be set to TRUE when F-DPCH is fully supported by the UE.
A2	This IE need to be absent when F-DPCH is not fully supported by the UE.

Contents of RRC CONNECTION REJECT message: UM

Information Element	Value/remark
Message Type	
RRC transaction identifier	Arbitrarily selects an integer between 0 and 3
Initial UE identity	Select the same type as in the IE "Initial UE Identity" in RRC CONNECTION REQUEST" message.
Rejection cause	Unspecified
Wait Time	0
Redirection info	Not Present

Contents of RRC CONNECTION RELEASE message: UM

Information Element	Value/remark	Version
Message Type		
U-RNTI	This IE is set to the following value when the message is transmitted on the CCCH. When transmitted on DCCH, this is absent.	R99, Rel-4
- SRNC identity	0000 0000 0001B	
- S-RNTI	0000 0000 0000 0000 0001B	
CHOICE identity type	This IE is set to the following value when the message is transmitted on the CCCH. When transmitted on DCCH, this is absent.	Rel-5
- U-RNTI		
- SRNC identity	0000 0000 0001B	
- S-RNTI	0000 0000 0000 0000 0001B	
- Group identity	[FFS]	
- Group release information	[FFS]	
RRC transaction identifier	Arbitrarily selects an integer between 0 and 3	
Integrity check info	This IE is present when this message is transmitted on downlink DCCH. Else, this IE and the sub-IEs are omitted.	
- Message authentication code	SS calculates the value of MAC-I for this message and writes to this IE. The first/ leftmost bit of the bit string contains the most significant bit of the MAC-I.	
- RRC Message sequence number	SS provides the value of this IE, from its internal counter.	
N308	2 (for CELL_DCH state). Not Present (for UE in other connected mode states).	
Release cause	Normal event	
UE Mobility State Indicator	Not Present	Rel-7

Rplmn information	Not Present	
-------------------	-------------	--

Contents of RRC CONNECTION RELEASE COMPLETE message: AM or UM

Information Element	Semantics description
Message Type RRC transaction identifier	The value of this IE is checked to see that it matches the value of the same IE transmitted in the downlink RRC CONNECTION RELEASE message.
Integrity check info - Message authentication code - RRC Message sequence number	Checked to see if it's identical to the value of XMAC-I calculated by the SS. The first/ leftmost bit of the bit string contains the most significant bit of the MAC-I. Checked to see if it is present. This number is used by the SS to compute the XMAC-I
Error indication	Not checked

Contents of RRC CONNECTION SETUP message: UM (Transition to CELL_DCH in CELL_FACH)

Information Element	Condition	Value/remark	Version	Index
Message Type	A1, A2, A3 , A4, A5, A6			RCS-001
Initial UE identity		Select the same identity as in the IE "Initial UE Identity" in received RRC CONNECTION REQUEST" message		RCS-002
RRC transaction identifier		Arbitrarily selects an integer between 0 and 3		RCS-003
Activation time		Not Present(Now)		RCS-004
New U-RNTI				RCS-005
- SRNC identity		0000 0000 0001B		RCS-006
- S-RNTI		0000 0000 0000 0000 0001B		RCS-007
New C-RNTI	A1, A2, A3 A4, A6	Not present '1010 1010 1010 1010'	Rel-7	RCS-008 RCS-009
New H-RNTI	A1 A2 A3, A4 A5, A6	Not present '1010 1010 1010 1010'	Rel-6 Rel-6 Rel-7 Rel-8	RCS-010 RCS-011 RCS-012 RCS-013
New Primary E-RNTI	A1 A2, A3 A5, A6	Not present '1010 1010 1010 1010'	Rel-6 Rel-7 Rel-8	RCS-014 RCS-015 RCS-016
New Secondary E-RNTI		Not present	Rel-6	RCS-017
RRC State Indicator		CELL_DCH		RCS-018
RRC State Indicator	A4, A6	CELL_FACH		RCS-019
UTRAN DRX cycle length coefficient		9		RCS-020
Capability update requirement				RCS-021
- UE radio access FDD capability update requirement		TRUE		RCS-022
- UE radio access TDD capability update requirement		FALSE		RCS-023
- UE radio access 3.84 Mcps TDD capability update requirement		FALSE	Rel-4	RCS-024
- UE radio access 1.28 Mcps TDD capability update requirement		FALSE	Rel-4	RCS-025
- System specific capability update requirement list		GSM		RCS-026
- System specific capability update requirement list	UTRAN to E-UTRA	GSM, EUTRA	Rel-8	
RNC support for change of UE capability		FALSE	Rel-7	RCS-027
CHOICE <i>specification mode</i>		Complete specification	Rel-5	RCS-028
- Complete specification			Rel-5	RCS-029
- Signalling RB information to setup	A1	(UM DCCH for RRC)		RCS-030
- RB identity		Not Present		RCS-031
- CHOICE RLC info type				RCS-032
- RLC info				RCS-033
- CHOICE Uplink RLC mode		UM RLC		RCS-034
- Transmission RLC discard		Not Present		RCS-035

Information Element	Condition	Value/remark	Version	Index
- CHOICE Downlink RLC mode		UM RLC	Rel-6	RCS-036
- DL UM RLC LI size		7 bit	Rel-6	RCS-037
- One sided RLC re-establishment		FALSE	Rel-6	RCS-038
- RB mapping info				RCS-039
- Information for each multiplexing option		2 RBMuxOptions		RCS-040
- RLC logical channel mapping indicator		Not Present		RCS-041
- Number of RLC logical channels		1		RCS-042
- Uplink transport channel type		DCH		RCS-043
- UL Transport channel identity		5		RCS-044
- Logical channel identity		1		RCS-045
- CHOICE RLC size list		Configured		RCS-046
- MAC logical channel priority		1		RCS-047
- Downlink RLC logical channel info				RCS-048
- Number of RLC logical channels		1		RCS-049
- Downlink transport channel type		DCH		RCS-050
- DL DCH Transport channel identity		10		RCS-051
- DL DSCH Transport channel identity		Not Present		RCS-052
- Logical channel identity		1		RCS-053
- RLC logical channel mapping indicator		Not Present		RCS-054
- Number of RLC logical channels		1		RCS-055
- Uplink transport channel type		RACH		RCS-056
- UL Transport channel identity		Not Present		RCS-057
- Logical channel identity		1		RCS-058
- CHOICE RLC size list		Explicit List		RCS-059
- RLC size index		According to clause 6.10.2.4.1.3 (standalone 13.6 kbps signalling radio bearer)		RCS-060
- MAC logical channel priority		1		RCS-061
- Downlink RLC logical channel info				RCS-062
- Number of RLC logical channels		1		RCS-063
- Downlink transport channel type		FACH		RCS-064
- DL DCH Transport channel identity		Not Present		RCS-065
- DL DSCH Transport channel identity		Not Present		RCS-066
- Logical channel identity		1		RCS-067
- Signalling RB information to setup	A2	(UM DCCH for RRC)	Rel-6	RCS-068
- RB identity		Not Present		RCS-069
- CHOICE RLC info type				RCS-070
- RLC info				RCS-071
- CHOICE Uplink RLC mode		UM RLC		RCS-072
- Transmission RLC discard		Not Present		RCS-073
- CHOICE Downlink RLC mode		UM RLC		RCS-074
- DL UM RLC LI size		7 bit	Rel-6	RCS-075
- One sided RLC re-establishment		FALSE	Rel-6	RCS-076
- RB mapping info				RCS-077
- Information for each multiplexing option		1 RBMuxOption		RCS-078
- RLC logical channel mapping indicator		Not Present		RCS-079
- Number of RLC logical channels		1		RCS-080
- Uplink transport channel type		E-DCH		RCS-081
- Logical channel identity		1		RCS-082
- E-DCH MAC-d flow identity		1		RCS-083
- DDI		1		RCS-084
- RLC PDU size list		1 RLC PDU size		RCS-085
- RLC PDU size		144 bits		RCS-086

Information Element	Condition	Value/remark	Version	Index		
<ul style="list-style-type: none"> - Include in scheduling info - MAC logical channel priority - Downlink RLC logical channel info - Number of RLC logical channels - Downlink transport channel type - DL DCH Transport channel identity - DL DSCH Transport channel identity - DL HS-DSCH MAC-d flow identity - Logical channel identity - Signalling RB information to setup - RB identity - CHOICE RLC info type - RLC info - CHOICE Uplink RLC mode - Transmission RLC discard - CHOICE Downlink RLC mode - DL UM RLC LI size - One sided RLC re-establishment - Alternative E-bit interpretation - Use special value of HE field - RB mapping info - Information for each multiplexing option - RLC logical channel mapping indicator - Number of RLC logical channels - Uplink transport channel type - Logical channel identity - E-DCH MAC-d flow identity - DDI - CHOICE RLC PDU size - RLC PDU size list - RLC PDU size - Include in scheduling info - MAC logical channel priority - Downlink RLC logical channel info - Number of RLC logical channels - Downlink transport channel type - DL DCH Transport channel identity - DL DSCH Transport channel identity - CHOICE <i>DL MAC header type</i> - DL HS-DSCH MAC-ehs Queue Id - Logical channel identity 	A3 A5, A6	FALSE	Rel-7 Rel-8	RCS-087		
		1		RCS-088		
						RCS-089
		1			RCS-090	
		HS-DSCH			RCS-091	
		Not present			RCS-092	
		Not Present			RCS-093	
		1			RCS-094	
		1			RCS-095	
		(UM DCCH for RRC)			RCS-096	
		Not present			RCS-097	
					RCS-098	
					RCS-099	
		UM RLC			RCS-100	
		Not Present			RCS-101	
		UM RLC			RCS-102	
		7 bit			RCS-103	
		FALSE			RCS-104	
		TRUE			RCS-105	
		Not present			RCS-106	
		1 RBMuxOption			RCS-107	
					RCS-108	
		Not Present			RCS-109	
					RCS-110	
		1			RCS-111	
		E-DCH			RCS-112	
		1			RCS-113	
		1			RCS-114	
1		RCS-115				
Fixed size		RCS-116				
1 RLC PDU size		RCS-117				
144 bits		RCS-118				
FALSE		RCS-119				
1		RCS-120				
		RCS-121				
1		RCS-122				
HS-DSCH		RCS-123				
Not present		RCS-124				
Not Present		RCS-125				
MAC-ehs		RCS-126				
1		RCS-127				
1		RCS-128				
(UM DCCH for RRC)	A4	Rel-7	RCS-129			
Not present			RCS-130			
			RCS-131			
			RCS-132			
UM RLC			RCS-133			
Not Present			RCS-134			
UM RLC			RCS-135			
7 bit			RCS-136			
FALSE			RCS-137			
Not Present			RCS-138			
Not Present			RCS-139			

Information Element	Condition	Value/remark	Version	Index
- RB mapping info		1 RBMuxOption		RCS-140
- Information for each multiplexing option				RCS-141
- RLC logical channel mapping indicator		Not Present		RCS-142
- Number of RLC logical channels		1		RCS-143
- Uplink transport channel type		RACH		RCS-144
- UL Transport channel identity		Not Present		RCS-145
- Logical channel identity		1		RCS-146
- CHOICE RLC size list		According to clause 6.10.2.4.4.1 (combinations on PRACH)		RCS-147
- MAC logical channel priority		1		RCS-148
- Downlink RLC logical channel info				RCS-149
- Number of RLC logical channels		1		RCS-150
- Downlink transport channel type		HS-DSCH		RCS-151
- DL DCH Transport channel identity		Not present		RCS-152
- DL DSCH Transport channel identity		Not Present		RCS-153
- CHOICE DL MAC header type		MAC-ehs		RCS-154
- DL HS-DSCH MAC-ehs		1		RCS-155
Queue Id				
- Logical channel identity		1		RCS-156
- Signalling RB information to setup	A1	(AM DCCH for RRC)		RCS-157
- RB identity		Not Present		RCS-158
- CHOICE RLC info type				RCS-159
- RLC info				RCS-160
- CHOICE Uplink RLC mode		AM RLC		RCS-161
- Transmission RLC discard				RCS-162
- SDU discard mode		No discard		RCS-163
- MAX_DAT		15		RCS-164
- Transmission window size		32		RCS-165
- Timer_RST		500		RCS-166
- Max_RST		1		RCS-167
- Polling info				RCS-168
- Timer_poll_prohibit		200		RCS-169
- Timer_poll		200		RCS-170
- Poll_PDU		Not Present		RCS-171
- Poll_SDU		1		RCS-172
- Last transmission PDU poll		TRUE		RCS-173
- Last retransmission PDU poll		TRUE		RCS-174
- Poll_Window		99		RCS-175
- Timer_poll_periodic		Not Present		RCS-176
- CHOICE Downlink RLC mode		AM RLC		RCS-177
- DL RLC PDU size		According to clause 6.10.2.4.1.3 (standalone 13.6 kbps signalling radio bearer)	Rel-6	RCS-178
- In-sequence delivery		TRUE		RCS-179
- Receiving window size		32		RCS-180
- Downlink RLC status info				RCS-181
- Timer_status_prohibit		200		RCS-182
- Timer_EPC		Not Present		RCS-183
- Missing PDU indicator		TRUE		RCS-184
- Timer_STATUS_periodic		Not Present		RCS-185
- RB mapping info				RCS-186
- Information for each multiplexing option		2 RBMuxOptions		RCS-187
- RLC logical channel mapping indicator		Not Present		RCS-188
- Number of RLC logical channels		1		RCS-189
- Uplink transport channel type		DCH		RCS-190
- UL Transport channel identity		5		RCS-191
- Logical channel identity		2		RCS-192
- CHOICE RLC size list		Configured		RCS-193
- MAC logical channel priority		2		RCS-194

Information Element	Condition	Value/remark	Version	Index
- Downlink RLC logical channel info				RCS-195
- Number of RLC logical channels		1		RCS-196
- Downlink transport channel type		DCH		RCS-197
- DL DCH Transport channel identity		10		RCS-198
- DL DSCH Transport channel identity		Not Present		RCS-199
- Logical channel identity		2		RCS-200
- RLC logical channel mapping indicator		Not Present		RCS-201
- Number of RLC logical channels		1		RCS-202
- Uplink transport channel type		RACH		RCS-203
- UL Transport channel identity		Not Present		RCS-204
- Logical channel identity		2		RCS-205
- CHOICE RLC size list		Explicit List		RCS-206
- RLC size index		According to clause 6.10.2.4.1.3 (standalone 13.6 kbps signalling radio bearer)		RCS-207
- MAC logical channel priority		2		RCS-208
- Downlink RLC logical channel info				RCS-209
- Number of RLC logical channels		1		RCS-210
- Downlink transport channel type		FACH		RCS-211
- DL DCH Transport channel identity		Not Present		RCS-212
- DL DSCH Transport channel identity		Not Present		RCS-213
- Logical channel identity		2		RCS-214
- Signalling RB information to setup	A2	(AM DCCH for RRC)	Rel-6	RCS-215
- RB identity		Not Present		RCS-216
- CHOICE RLC info type				RCS-217
- RLC info				RCS-218
- CHOICE Uplink RLC mode		AM RLC		RCS-219
- Transmission RLC discard				RCS-220
- SDU discard mode		No discard		RCS-221
- MAX_DAT		15		RCS-222
- Transmission window size		32		RCS-223
- Timer_RST		500		RCS-224
- Max_RST		1		RCS-225
- Polling info				RCS-226
- Timer_poll_prohibit		200		RCS-227
- Timer_poll		200		RCS-228
- Poll_PDU		Not Present		RCS-229
- Poll_SDU		1		RCS-230
- Last transmission PDU poll		TRUE		RCS-231
- Last retransmission PDU poll		TRUE		RCS-232
- Poll_Window		99		RCS-233
- Timer_poll_periodic		Not Present		RCS-234
- CHOICE Downlink RLC mode		AM RLC		RCS-235
- In-sequence delivery		TRUE		RCS-236
- Receiving window size		32		RCS-237
- Downlink RLC status info				RCS-238
- Timer_status_prohibit		200		RCS-239
- Timer_EPC		Not Present		RCS-240
- Missing PDU indicator		TRUE		RCS-241
- Timer_STATUS_periodic		Not Present		RCS-242
- RB mapping info				RCS-243
- Information for each multiplexing option		1 RBMuxOption		RCS-244
- RLC logical channel mapping indicator		Not Present		RCS-245
- Number of RLC logical channels		1		RCS-246
- Uplink transport channel type		E-DCH		RCS-247

Information Element	Condition	Value/remark	Version	Index
- Logical channel identity		2		RCS-248
- E-DCH MAC-d flow identity		1		RCS-249
- DDI		2		RCS-250
- RLC PDU size list		1 RLC PDU size		RCS-251
- RLC PDU size		144 bits		RCS-252
- Include in scheduling info		FALSE		RCS-253
- MAC logical channel priority		2		RCS-254
- Downlink RLC logical channel info				RCS-255
- Number of RLC logical channels		1		RCS-256
- Downlink transport channel type		HS-DSCH		RCS-257
- DL DCH Transport channel identity		Not Present		RCS-258
- DL DSCH Transport channel identity		Not Present		RCS-259
- DL HS-DSCH MAC-d flow identity		1		RCS-260
- Logical channel identity		2		RCS-261
- Signalling RB information to setup	A3	(AM DCCH for RRC)	Rel-7	RCS-262
- RB identity	A5, A6	Not present	Rel-8	RCS-263
- CHOICE RLC info type				RCS-264
- RLC info				RCS-265
- CHOICE Uplink RLC mode		AM RLC		RCS-266
- Transmission RLC discard				RCS-267
- SDU discard mode		No discard		RCS-268
- MAX_DAT		15		RCS-269
- Transmission window size		32		RCS-270
- Timer_RST		500		RCS-271
- Max_RST		1		RCS-272
- Polling info				RCS-273
- Timer_poll_prohibit		200		RCS-274
- Timer_poll		200		RCS-275
- Poll_PDU		Not Present		RCS-276
- Poll_SDU		1		RCS-277
- Last transmission PDU poll		TRUE		RCS-278
- Last retransmission PDU poll		TRUE		RCS-279
- Poll_Window		99		RCS-280
- Timer_poll_periodic		Not Present		RCS-281
- CHOICE Downlink RLC mode		AM RLC		RCS-282
- CHOICE Downlink RLC PDU Size		Reference to clause 6 Parameter Set		RCS-283
- Length indicator size		7		RCS-284
- In-sequence delivery		TRUE		RCS-285
- Receiving window size		32		RCS-286
- Downlink RLC status info				RCS-287
- Timer_status_prohibit		200		RCS-288
- Timer_EPC		Not Present		RCS-289
- Missing PDU indicator		TRUE		RCS-290
- Timer_STATUS_periodic		Not Present		RCS-291
- Alternative E-bit interpretation		Not Present		RCS-292
- Use special value of HE field		TRUE		RCS-293
- RB mapping info				RCS-294
- Information for each multiplexing option		1 RBMuxOption		RCS-295
- RLC logical channel mapping indicator		Not Present		RCS-296
- Number of RLC logical channels		1		RCS-297
- Uplink transport channel type		E-DCH		RCS-298
- Logical channel identity		2		RCS-299
- E-DCH MAC-d flow identity		1		RCS-300
- DDI		2		RCS-301
- CHOICE RLC PDU size		Fixed size	Rel-8	RCS-302
- RLC PDU size list		1 RLC PDU size		RCS-303
- RLC PDU size		144 bits		RCS-304
				RCS-305

Information Element	Condition	Value/remark	Version	Index			
info channels type identity identity Queue Id		FALSE		RCS-306			
		2		RCS-307			
				RCS-308			
		1		RCS-309			
		HS-DSCH		RCS-310			
		Not Present		RCS-311			
		Not Present		RCS-312			
		MAC-ehs		RCS-313			
		1		RCS-314			
		2		RCS-315			
		- Signalling RB information to setup - RB identity - CHOICE RLC info type - RLC info - CHOICE Uplink RLC mode - Transmission RLC discard - SDU discard mode - MAX_DAT - Transmission window size - Timer_RST - Max_RST - Polling info - Timer_poll_prohibit - Timer_poll - Poll_PDU - Poll_SDU - Last transmission PDU poll - Last retransmission PDU poll - Poll_Window - Timer_poll_periodic - CHOICE Downlink RLC mode - CHOICE Downlink RLC PDU Size - Length indicator size - In-sequence delivery - Receiving window size - Downlink RLC status info - Timer_status_prohibit - Timer_EPC - Missing PDU indicator - Timer_STATUS_periodic - Alternative E-bit interpretation - Use special value of HE field - RB mapping info - Information for each multiplexing option indicator - RLC logical channel mapping - Number of RLC logical channels - Uplink transport channel type - UL Transport channel identity - Logical channel identity - CHOICE RLC size list - RLC size index - MAC logical channel priority - Downlink RLC logical channel info type		A4	(AM DCCH for RRC)	Rel-7	RCS-316
					Not present		RCS-317
							RCS-318
							RCS-319
					AM RLC		RCS-320
	RCS-321						
No discard	RCS-322						
15	RCS-323						
32	RCS-324						
500	RCS-325						
1	RCS-326						
	RCS-327						
200	RCS-328						
200	RCS-329						
Not Present	RCS-330						
1	RCS-331						
TRUE	RCS-332						
TRUE	RCS-333						
99	RCS-334						
Not Present	RCS-335						
AM RLC	RCS-336						
Reference to clause 6 Parameter Set	RCS-337						
7	RCS-338						
TRUE	RCS-339						
32	RCS-340						
	RCS-341						
200	RCS-342						
Not Present	RCS-343						
TRUE	RCS-344						
Not Present	RCS-345						
Not Present	RCS-346						
Not Present	RCS-347						
	RCS-348						
1 RBMuxOption	RCS-349						
Not Present	RCS-350						
1	RCS-351						
RACH	RCS-352						
Not Present	RCS-353						
2	RCS-354						
Explicit List	RCS-355						
According to clause 6.10.2.4.4.1 (combinations on PRACH)	RCS-356						
2	RCS-357						
	RCS-358						
HS-DSCH	RCS-359						
Not Present	RCS-360						

Information Element	Condition	Value/remark	Version	Index
identity - DL DSCH Transport channel		Not Present		RCS-361
identity - CHOICE <i>DL MAC header type</i> - DL HS-DSCH MAC-ehs		MAC-ehs 1		RCS-362 RCS-363
Queue Id - Logical channel identity		2		RCS-364
- Signalling RB information to setup - RB identity - CHOICE RLC info type - RLC info - CHOICE Uplink RLC mode - Transmission RLC discard - SDU discard mode - MAX_DAT - Transmission window size - Timer_RST - Max_RST - Polling info - Timer_poll_prohibit - Timer_poll - Poll_PDU - Poll_SDU - Last transmission PDU poll - Last retransmission PDU poll - Poll_Window - Timer_poll_periodic - CHOICE Downlink RLC mode - DL RLC PDU size - In-sequence delivery - Receiving window size - Downlink RLC status info - Timer_status_prohibit - Timer_EPC - Missing PDU indicator - Timer_STATUS_periodic - RB mapping info - Information for each multiplexing option	A1	(AM DCCH for NAS_DT High priority) Not Present AM RLC No discard 15 32 500 1 200 200 Not present 1 TRUE TRUE 99 Not Present AM RLC According to clause 6.10.2.4.1.3 (standalone 13.6 kbps signalling radio bearer) TRUE 32 200 Not present TRUE Not Present 2 RBmuxOptions	Rel-6	RCS-365 RCS-366 RCS-367 RCS-368 RCS-369 RCS-370 RCS-371 RCS-372 RCS-373 RCS-374 RCS-375 RCS-376 RCS-377 RCS-378 RCS-379 RCS-380 RCS-381 RCS-382 RCS-383 RCS-384 RCS-385 RCS-386 RCS-387 RCS-388 RCS-389 RCS-390 RCS-391 RCS-392 RCS-393 RCS-394 RCS-395
option - RLC logical channel mapping indicator		Not Present		RCS-396
indicator - Number of RLC logical channels - Uplink transport channel type - UL Transport channel identity - Logical channel identity - CHOICE RLC size list - MAC logical channel priority - Downlink RLC logical channel		1 DCH 5 3 Configured 3		RCS-397 RCS-398 RCS-399 RCS-400 RCS-401 RCS-402 RCS-403
info - Number of RLC logical channels		1		RCS-404
channels - Downlink transport channel type		DCH		RCS-405
type - DL DCH Transport channel identity		10		RCS-406
identity - DL DSCH Transport channel identity		Not Present		RCS-407
identity - Logical channel identity - RLC logical channel mapping indicator		3 Not Present		RCS-408 RCS-409
indicator - Number of RLC logical channels - Uplink transport channel type - UL Transport channel identity - Logical channel identity - CHOICE RLC size list - RLC size index		1 RACH Not Present 3 Explicit List According to clause 6.10.2.4.1.3 (standalone		RCS-410 RCS-411 RCS-412 RCS-413 RCS-414 RCS-415

Information Element	Condition	Value/remark	Version	Index
info channels type identity identity		13.6 kbps signalling radio bearer)		RCS-416
		3		RCS-417
		1		RCS-418
		FACH		RCS-419
		Not Present		RCS-420
		Not Present		RCS-421
		3		RCS-422
- Signalling RB information to setup	A2	(AM DCCH for NAS_DT High priority)	Rel-6	RCS-423
- RB identity		Not Present		RCS-424
- CHOICE RLC info type				RCS-425
- RLC info				RCS-426
- CHOICE Uplink RLC mode		AM RLC		RCS-427
- Transmission RLC discard				RCS-428
- SDU discard mode		No discard		RCS-429
- MAX_DAT		15		RCS-430
- Transmission window size		32		RCS-431
- Timer_RST		500		RCS-432
- Max_RST		1		RCS-433
- Polling info				RCS-434
- Timer_poll_prohibit		200		RCS-435
- Timer_poll		200		RCS-436
- Poll_PDU		Not present		RCS-437
- Poll_SDU		1		RCS-438
- Last transmission PDU poll		TRUE		RCS-439
- Last retransmission PDU poll		TRUE		RCS-440
- Poll_Window		99		RCS-441
- Timer_poll_periodic		Not Present		RCS-442
- CHOICE Downlink RLC mode		AM RLC		RCS-443
- In-sequence delivery		TRUE		RCS-444
- Receiving window size		32		RCS-445
- Downlink RLC status info				RCS-446
- Timer_status_prohibit		200		RCS-447
- Timer_EPC		Not present		RCS-448
- Missing PDU indicator		TRUE		RCS-449
- Timer_STATUS_periodic		Not Present		RCS-450
- RB mapping info				RCS-451
- Information for each multiplexing option		1 RBMuxOption		RCS-452
indicator				
- RLC logical channel mapping		Not Present		RCS-453
- Number of RLC logical channels		1		RCS-454
- Uplink transport channel type		E-DCH		RCS-455
- Logical channel identity		3		RCS-456
- E-DCH MAC-d flow identity		1		RCS-457
- DDI		3		RCS-458
- RLC PDU size list		1 RLC PDU size		RCS-459
- RLC PDU size		144 bits		RCS-460
- Include in scheduling info		FALSE		RCS-461
- MAC logical channel priority		3		RCS-462
- Downlink RLC logical channel				RCS-463
info				
- Number of RLC logical channels		1		RCS-464
channels				
- Downlink transport channel type		HS-DSCH		RCS-465
- DL DCH Transport channel identity		Not Present		RCS-466
- DL DSCH Transport channel identity		Not Present		RCS-467
- DL HS-DSCH MAC-d flow identity		1		RCS-468

Information Element	Condition	Value/remark	Version	Index
- Logical channel identity		3		RCS-469
- Signalling RB information to setup	A3	(AM DCCH for NAS_DT High priority)	Rel-7	RCS-470
- RB identity	A5, A6	Not present	Rel-8	RCS-471
- CHOICE RLC info type				RCS-472
- RLC info				RCS-473
- CHOICE Uplink RLC mode		AM RLC		RCS-474
- Transmission RLC discard				RCS-475
- SDU discard mode		No discard		RCS-476
- MAX_DAT		15		RCS-477
- Transmission window size		32		RCS-478
- Timer_RST		500		RCS-479
- Max_RST		1		RCS-480
- Polling info				RCS-481
- Timer_poll_prohibit		200		RCS-482
- Timer_poll		200		RCS-483
- Poll_PDU		Not Present		RCS-484
- Poll_SDU		1		RCS-485
- Last transmission PDU poll		TRUE		RCS-486
- Last retransmission PDU poll		TRUE		RCS-487
- Poll_Window		99		RCS-488
- Timer_poll_periodic		Not Present		RCS-489
- CHOICE Downlink RLC mode		AM RLC		RCS-490
- CHOICE Downlink RLC PDU		Reference to clause 6 Parameter Set		RCS-491
Size				RCS-492
- Length indicator size		7		RCS-493
- In-sequence delivery		TRUE		RCS-494
- Receiving window size		32		RCS-495
- Downlink RLC status info				RCS-496
- Timer_status_prohibit		200		RCS-497
- Timer_EPC		Not Present		RCS-498
- Missing PDU indicator		TRUE		RCS-499
- Timer_STATUS_periodic		Not Present		RCS-500
- Alternative E-bit interpretation		Not Present		RCS-501
- Use special value of HE field		TRUE		RCS-502
- RB mapping info				RCS-503
- Information for each multiplexing option		1 RBMuxOption		RCS-504
- RLC logical channel mapping indicator		Not Present		RCS-505
- Number of RLC logical channels		1		RCS-506
- Uplink transport channel type		E-DCH		RCS-507
- Logical channel identity		3		RCS-508
- E-DCH MAC-d flow identity		1		RCS-509
- CHOICE RLC PDU size		Fixed size	Rel-8	RCS-510
- DDI		2		RCS-511
- RLC PDU size list		1 RLC PDU size		RCS-512
- RLC PDU size		144 bits		RCS-513
- Include in scheduling info		FALSE		RCS-514
- MAC logical channel priority		3		RCS-515
- Downlink RLC logical channel info				RCS-516
- Number of RLC logical channels		1		RCS-517
- Downlink transport channel type		HS-DSCH		RCS-518
- DL DCH Transport channel identity		Not Present		RCS-519
- DL DSCH Transport channel identity		Not Present		RCS-520
- CHOICE DL MAC header type		MAC-ehs		RCS-521
- DL HS-DSCH MAC-ehs		1		RCS-522
Queue Id				RCS-523
- Logical channel identity		3		RCS-523
- Signalling RB information to setup	A4	(AM DCCH for NAS_DT High priority)	Rel-7	RCS-524
- RB identity		Not present		RCS-525
- CHOICE RLC info type				RCS-526

Information Element	Condition	Value/remark	Version	Index
- RLC info				RCS-527
- CHOICE Uplink RLC mode		AM RLC		RCS-528
- Transmission RLC discard				RCS-529
- SDU discard mode		No discard		RCS-530
- MAX_DAT		15		RCS-531
- Transmission window size		32		RCS-532
- Timer_RST		500		RCS-533
- Max_RST		1		RCS-534
- Polling info				RCS-535
- Timer_poll_prohibit		200		RCS-536
- Timer_poll		200		RCS-537
- Poll_PDU		Not Present		RCS-538
- Poll_SDU		1		RCS-539
- Last transmission PDU poll		TRUE		RCS-540
- Last retransmission PDU poll		TRUE		RCS-541
- Poll_Window		99		RCS-542
- Timer_poll_periodic		Not Present		RCS-543
- CHOICE Downlink RLC mode		AM RLC		RCS-544
- CHOICE Downlink RLC PDU		Reference to clause 6 Parameter Set		RCS-545
Size				
- Length indicator size		7		RCS-546
- In-sequence delivery		TRUE		RCS-547
- Receiving window size		32		RCS-548
- Downlink RLC status info				RCS-549
- Timer_status_prohibit		200		RCS-550
- Timer_EPC		Not Present		RCS-551
- Missing PDU indicator		TRUE		RCS-552
- Timer_STATUS_periodic		Not Present		RCS-553
- Alternative E-bit interpretation		Not Present		RCS-554
- Use special value of HE field		Not Present		RCS-555
- RB mapping info				RCS-556
- Information for each multiplexing		1 RBMuxOption		RCS-557
option				
- RLC logical channel mapping		Not Present		RCS-558
indicator				
- Number of RLC logical channels		1		RCS-559
- Uplink transport channel type		RACH		RCS-560
- UL Transport channel identity		Not Present		RCS-561
- Logical channel identity		3		RCS-562
- CHOICE RLC size list		Explicit List		RCS-563
- RLC size index		According to clause 6.10.2.4.4.1 (combinations on PRACH)		RCS-564
- MAC logical channel priority		3		RCS-565
- Downlink RLC logical channel				RCS-566
info				
- Number of RLC logical		1		RCS-567
channels				
- Downlink transport channel		HS-DSCH		RCS-568
type				
- DL DCH Transport channel		Not Present		RCS-569
identity				
- DL DSCH Transport channel		Not Present		RCS-570
identity				
- CHOICE DL MAC header type		MAC-ehs		RCS-571
- DL HS-DSCH MAC-ehs		1		RCS-572
Queue Id				
- Logical channel identity		3		RCS-573
- Signalling RB information to setup	A1	(AM DCCH for NAS_DT Low priority)		RCS-574
- RB identity		Not Present		RCS-575
- CHOICE RLC info type				RCS-576
- RLC info				RCS-577
- CHOICE Uplink RLC mode		AM RLC		RCS-578
- Transmission RLC discard				RCS-579
- SDU discard mode		No discard		RCS-580
- MAX_DAT		15		RCS-581
- Transmission window size		32		RCS-582
- Timer_RST		500		RCS-583

Information Element	Condition	Value/remark	Version	Index
- Max_RST		1		RCS-584
- Polling info				RCS-585
- Timer_poll_prohibit		200		RCS-586
- Timer_poll		200		RCS-587
- Poll_PDU		Not present		RCS-588
- Poll_SDU		1		RCS-589
- Last transmission PDU poll		TRUE		RCS-590
- Last retransmission PDU poll		TRUE		RCS-591
- Poll_Window		99		RCS-592
- Timer_poll_periodic		Not Present		RCS-593
- CHOICE Downlink RLC mode		AM RLC		RCS-594
- DL RLC PDU size		According to clause 6.10.2.4.1.3 (standalone 13.6 kbps signalling radio bearer)	Rel-6	RCS-595
- In-sequence delivery		TRUE		RCS-596
- Receiving window size		32		RCS-597
- Downlink RLC status info				RCS-598
- Timer_status_prohibit		200		RCS-599
- Timer_EPC		Not Present		RCS-600
- Missing PDU indicator		TRUE		RCS-601
- Timer_STATUS_periodic		Not Present		RCS-602
- RB mapping info				RCS-603
- Information for each multiplexing option		2 RBMuxOptions		RCS-604
- RLC logical channel mapping indicator		Not Present		RCS-605
- Number of RLC logical channels		1		RCS-606
- Uplink transport channel type		DCH		RCS-607
- UL Transport channel identity		5		RCS-608
- Logical channel identity		4		RCS-609
- CHOICE RLC size list		Configured		RCS-610
- MAC logical channel priority		4		RCS-611
- Downlink RLC logical channel info				RCS-612
- Number of RLC logical channels		1		RCS-613
- Downlink transport channel type		DCH		RCS-614
- DL DCH Transport channel identity		10		RCS-615
- DL DSCH Transport channel identity		Not Present		RCS-616
- Logical channel identity		4		RCS-617
- RLC logical channel mapping indicator		Not Present		RCS-618
- Number of RLC logical channels		1		RCS-619
- Uplink transport channel type		RACH		RCS-620
- UL Transport channel identity		Not Present		RCS-621
- Logical channel identity		4		RCS-622
- CHOICE RLC size list		Explicit List		RCS-623
- RLC size index		According to clause 6.10.2.4.1.3 (standalone 13.6 kbps signalling radio bearer)		RCS-624
- MAC logical channel priority		4		RCS-625
- Downlink RLC logical channel info				RCS-626
- Number of RLC logical channels		1		RCS-627
- Downlink transport channel type		FACH		RCS-628
- DL DCH Transport channel identity		Not Present		RCS-629
- DL DSCH Transport channel identity		Not Present		RCS-630
- Logical channel identity		4		RCS-631
- Signalling RB information to setup	A2	(AM DCCH for NAS_DT Low priority)	Rel-6	RCS-632
- RB identity		Not Present		RCS-633
- CHOICE RLC info type				RCS-634
- RLC info				RCS-635

Information Element	Condition	Value/remark	Version	Index
<ul style="list-style-type: none"> - CHOICE Uplink RLC mode - Transmission RLC discard - SDU discard mode - MAX_DAT - Transmission window size - Timer_RST - Max_RST - Polling info - Timer_poll_prohibit - Timer_poll - Poll_PDU - Poll_SDU - Last transmission PDU poll - Last retransmission PDU poll - Poll_Window - Timer_poll_periodic - CHOICE Downlink RLC mode - In-sequence delivery - Receiving window size - Downlink RLC status info - Timer_status_prohibit - Timer_EPC - Missing PDU indicator - Timer_STATUS_periodic - RB mapping info - Information for each multiplexing option - RLC logical channel mapping indicator - Number of RLC logical channels - Uplink transport channel type - Logical channel identity - E-DCH MAC-d flow identity - DDI - RLC PDU size list - RLC PDU size - Include in scheduling info - MAC logical channel priority - Downlink RLC logical channel info - Number of RLC logical channels - Downlink transport channel type - DL DCH Transport channel identity - DL DSCH Transport channel identity - DL HS-DSCH MAC-d flow identity - Logical channel identity 		AM RLC		RCS-636
		No discard		RCS-637
		15		RCS-638
		32		RCS-639
		500		RCS-640
		1		RCS-641
		200		RCS-642
		200		RCS-643
		Not present		RCS-644
		1		RCS-645
		TRUE		RCS-646
		TRUE		RCS-647
		99		RCS-648
		Not Present		RCS-649
		AM RLC		RCS-650
		TRUE		RCS-651
		32		RCS-652
		200		RCS-653
		Not Present		RCS-654
		TRUE		RCS-655
		Not Present		RCS-656
		1 RBMuxOption		RCS-657
		Not Present		RCS-658
		1		RCS-659
		E-DCH		RCS-660
		4		RCS-661
		1		RCS-662
		1 RLC PDU size		RCS-663
		144 bits		RCS-664
		FALSE		RCS-665
		4		RCS-666
		4		RCS-667
1		RCS-668		
4		RCS-669		
1		RCS-670		
4		RCS-671		
4		RCS-672		
- Signalling RB information to setup	A3, A5	(AM DCCH for NAS DT Low priority)	Rel-7	RCS-679
	, A6		Rel-8	
- RB identity		Not present		RCS-680
- CHOICE RLC info type				RCS-681
- RLC info				RCS-682
- CHOICE Uplink RLC mode		AM RLC		RCS-683
- Transmission RLC discard				RCS-684
- SDU discard mode		No discard		RCS-685
- MAX_DAT		15		RCS-686
- Transmission window size		32		RCS-687
- Timer_RST		500		RCS-688
- Max_RST		1		RCS-689
- Polling info				RCS-690
- Timer_poll_prohibit		200		RCS-691
- Timer_poll		200		RCS-692
- Poll_PDU		Not Present		RCS-693

Information Element	Condition	Value/remark	Version	Index
- Poll_SDU		1		RCS-694
- Last transmission PDU poll		TRUE		RCS-695
- Last retransmission PDU poll		TRUE		RCS-696
- Poll_Window		99		RCS-697
- Timer_poll_periodic		Not Present		RCS-698
- CHOICE Downlink RLC mode		AM RLC		RCS-699
- CHOICE Downlink RLC PDU		Reference to clause 6 Parameter Set		RCS-700
Size				
- Length indicator size		7		RCS-701
- In-sequence delivery		TRUE		RCS-702
- Receiving window size		32		RCS-703
- Downlink RLC status info				RCS-704
- Timer_status_prohibit		200		RCS-705
- Timer_EPC		Not Present		RCS-706
- Missing PDU indicator		TRUE		RCS-707
- Timer_STATUS_periodic		Not Present		RCS-708
- Alternative E-bit interpretation		Not Present		RCS-709
- Use special value of HE field		TRUE		RCS-710
- RB mapping info				RCS-711
- Information for each multiplexing		1 RBMuxOption		RCS-712
option				
- RLC logical channel mapping		Not Present		RCS-713
indicator				
- Number of RLC logical channels		1		RCS-714
- Uplink transport channel type		E-DCH		RCS-715
- Logical channel identity		4		RCS-716
- E-DCH MAC-d flow identity		1		RCS-717
- CHOICE RLC PDU size		Fixed size	Rel-8	RCS-718
- DDI		2		RCS-719
- RLC PDU size list		1 RLC PDU size		RCS-720
- RLC PDU size		144 bits		RCS-721
- Include in scheduling info		FALSE		RCS-722
- MAC logical channel priority		4		RCS-723
- Downlink RLC logical channel				RCS-724
info				
- Number of RLC logical		1		RCS-725
channels				
- Downlink transport channel		HS-DSCH		RCS-726
type				
- DL DCH Transport channel		Not Present		RCS-727
identity				
- DL DSCH Transport channel		Not Present		RCS-728
identity				
- CHOICE DL MAC header type		MAC-ehs		RCS-729
- DL HS-DSCH MAC-ehs		1		RCS-730
Queue Id				
- Logical channel identity		4		RCS-731
- Signalling RB information to setup	A4	(AM DCCH for NAS DT Low priority)	Rel-7	RCS-732
- RB identity		Not present		RCS-733
- CHOICE RLC info type				RCS-734
- RLC info				RCS-735
- CHOICE Uplink RLC mode		AM RLC		RCS-736
- Transmission RLC discard				RCS-737
- SDU discard mode		No discard		RCS-738
- MAX_DAT		15		RCS-739
- Transmission window size		32		RCS-740
- Timer_RST		500		RCS-741
- Max_RST		1		RCS-742
- Polling info				RCS-743
- Timer_poll_prohibit		200		RCS-744
- Timer_poll		200		RCS-745
- Poll_PDU		Not Present		RCS-746
- Poll_SDU		1		RCS-747
- Last transmission PDU poll		TRUE		RCS-748
- Last retransmission PDU poll		TRUE		RCS-749
- Poll_Window		99		RCS-750
- Timer_poll_periodic		Not Present		RCS-751

Information Element	Condition	Value/remark	Version	Index	
Size		AM RLC		RCS-752	
		Reference to clause 6 Parameter Set		RCS-753	
option		- Length indicator size	7	RCS-754	
		- In-sequence delivery	TRUE	RCS-755	
		- Receiving window size	32	RCS-756	
		- Downlink RLC status info		RCS-757	
		- Timer_status_prohibit	200	RCS-758	
		- Timer_EPC	Not Present	RCS-759	
		- Missing PDU indicator	TRUE	RCS-760	
		- Timer_STATUS_periodic	Not Present	RCS-761	
		- Alternative E-bit interpretation	Not Present	RCS-762	
		- Use special value of HE field	Not Present	RCS-763	
		- RB mapping info		RCS-764	
		- Information for each multiplexing	1 RBMuxOption	RCS-765	
		indicator		Not Present	RCS-766
		info		- RLC logical channel mapping	
- Number of RLC logical channels	1			RCS-768	
- Uplink transport channel type	RACH			RCS-769	
- UL Transport channel identity	Not Present			RCS-770	
- Logical channel identity	4			RCS-771	
- CHOICE RLC size list	Explicit List			RCS-772	
- RLC size index	According to clause 6.10.2.4.4.1 (Combinations on PRACH)				
- MAC logical channel priority	4			RCS-773	
- Downlink RLC logical channel				RCS-774	
channels				1	RCS-775
type		- Downlink transport channel	HS-DSCH	RCS-776	
		- DL DCH Transport channel	Not Present	RCS-777	
identity		- DL DSCH Transport channel	Not Present	RCS-778	
		- CHOICE DL MAC header type	MAC-ehs	RCS-779	
Queue Id		- DL HS-DSCH MAC-ehs	1	RCS-780	
		- Logical channel identity	4	RCS-781	
UL Transport channel information for all transport channels	A1			RCS-782	
		- PRACH TFCS	Not Present	RCS-783	
		- CHOICE Mode	FDD	RCS-784	
		- TFC subset	Nor Present	RCS-785	
		- UL DCH TFCS		RCS-786	
		- CHOICE TFCI signalling	Normal	RCS-787	
		- TFCI Field 1 information		RCS-788	
		- CHOICE TFCS representation	Complete	RCS-789	
		- TFCS complete reconfigure		RCS-790	
		- CHOICE CTFC Size	2bit CTFC	RCS-791	
		- CTFC information	This IE is repeated for TFC numbers according to clause 6.10.2.4.1.3 (standalone 13.6 kbps signalling radio bearer)	RCS-792	
		- CTFC	According to clause 6.10.2.4.1.3 (standalone 13.6 kbps signalling radio bearer)	RCS-793	
		- Power offset information		RCS-794	
		- CHOICE Gain Factors	Computed Gain Factors (The last TFC is set to Signalled Gain Factors)	RCS-795	
		- Gain factor β_c	11 (below 64 kbps) 9 (higher than 64 kbps) (Not Present if the above is set to Computed Gain Factors)	RCS-796	
		- Gain factor β_d	15 (Not Present if the above is set to Computed Gain Factors)	RCS-797	
		- Reference TFC ID	0	RCS-798	

Information Element	Condition	Value/remark	Version	Index
- CHOICE mode - Power offset Pp-m		FDD Not Present		RCS-799 RCS-800
UL Transport channel information for all transport channels	A2	Not Present	Rel-6	RCS-801
UL Transport channel information for all transport channels	A3, A4	Not Present	Rel-7	RCS-802
	A5, A6		Rel-8	RCS-803
Added or Reconfigured UL TrCH information - Uplink transport channel type - UL Transport channel identity - TFS - CHOICE Transport channel type - Dynamic Transport format information - RLC size - Number of TBs and TTI lists - Transmission Time Interval - Number of Transport blocks - CHOICE Logical channel list - Semi-static Transport Format information - Transmission time interval - Type of channel coding - Coding Rate - Rate matching attribute - CRC size	A1	DCH 5 Dedicated transport channels According to clause 6.10.2.4.1.3 (standalone 13.6 kbps signalling radio bearer) (This IE is repeated for TFI number) According to clause 6.10.2.4.1.3 (standalone 13.6 kbps signalling radio bearer) According to clause 6.10.2.4.1.3 (standalone 13.6 kbps signalling radio bearer) All According to clause 6.10.2.4.1.3 (standalone 13.6 kbps signalling radio bearer) According to clause 6.10.2.4.1.3 (standalone 13.6 kbps signalling radio bearer) According to clause 6.10.2.4.1.3 (standalone 13.6 kbps signalling radio bearer) According to clause 6.10.2.4.1.3 (standalone 13.6 kbps signalling radio bearer) According to clause 6.10.2.4.1.3 (standalone 13.6 kbps signalling radio bearer)		RCS-804 RCS-805 RCS-806 RCS-807 RCS-808 RCS-809 RCS-810 RCS-811 RCS-812 RCS-813 RCS-814 RCS-815 RCS-816 RCS-817 RCS-818 RCS-819 RCS-820
Added or Reconfigured UL TrCH information	A2	1 E-DCH added with one DCCH MAC-d flow	Rel-6	RCS-821
- Uplink transport channel type - CHOICE UL parameters - E-DCH Transmission Time Interval - HARQ info for E-DCH - HARQ RV Configuration - Added or reconfigured E-DCH MAC-d flow - E-DCH MAC-d flow identity - E-DCH MAC-d flow power offset - E-DCH MAC-d flow maximum number of retransmissions - E-DCH MAC-d flow multiplexing list - CHOICE transmission grant type - Max MAC-e PDU contents size - 2 ms non-scheduled transmission grant HARQ process allocation	A3	E-DCH E-DCH set to 2ms if supported by the UE E-DCH category, or 10ms if the UE E-DCH category does not support 2ms TTI rvtable (for DCCH) 1 0 7 Not Present Non-scheduled grant info 162 bits Not Present	Rel-7	RCS-822 RCS-823 RCS-824 RCS-825 RCS-826 RCS-827 RCS-828 RCS-829 RCS-830 RCS-831 RCS-832 RCS-833 RCS-834 RCS-835
Added or Reconfigured UL TrCH information	A4	Not Present	Rel-7	RCS-836
Added or Reconfigured UL TrCH information - Uplink transport channel type - CHOICE UL parameters	A5, A6	1 E-DCH added with one DCCH MAC-d flow E-DCH E-DCH	Rel-8	RCS-837 RCS-838 RCS-839

Information Element	Condition	Value/remark	Version	Index
<ul style="list-style-type: none"> - UL MAC header type - E-DCH Transmission Time Interval - HARQ info for E-DCH - HARQ RV Configuration - Added or reconfigured E-DCH MAC-d flow - E-DCH MAC-d flow identity - E-DCH MAC-d flow power offset - E-DCH MAC-d flow maximum number of retransmissions - E-DCH MAC-d flow multiplexing list - CHOICE transmission grant type - Max MAC-e PDU contents size - 2 ms non-scheduled transmission grant HARQ process allocation 		MAC-i/is set to 2ms if supported by the UE E-DCH category, or 10ms if the UE E-DCH category does not support 2ms TTI		RCS-840 RCS-841
		rvtable (for DCCH)		RCS-842 RCS-843 RCS-844
		1		RCS-845
		0		RCS-846
		7		RCS-847
		Not Present		RCS-848
		Non-scheduled grant info		RCS-849
		168 bits		RCS-850
		Not Present		RCS-851
	DL Transport channel information common for all transport channel	A1		
<ul style="list-style-type: none"> - SCCPCH TFCS - CHOICE mode - CHOICE DL parameters 		Not Present FDD Same as UL		RCS-853 RCS-854 RCS-855
DL Transport channel information common for all transport channel	A2	Not Present	Rel-6	RCS-856
DL Transport channel information common for all transport channel	A3, A4	Not Present	Rel-7	RCS-857
	A5, A6		Rel-8	RCS-858
Added or Reconfigured DL TrCH information <ul style="list-style-type: none"> - Downlink transport channel type - DL Transport channel identity - CHOICE DL parameters - Uplink transport channel type - UL TrCH Identity - DCH quality target - BLER Quality value 	A1	DCH		RCS-859
		10		RCS-860
		Same as UL		RCS-861
		DCH		RCS-862
		5		RCS-863
		-20 (-2.0)		RCS-864
				RCS-865
		RCS-866		
Added or Reconfigured DL TrCH information <ul style="list-style-type: none"> - Downlink transport channel type - DL Transport channel identity - CHOICE DL parameters - HARQ Info <ul style="list-style-type: none"> - Number of Processes - CHOICE <i>Memory</i> <i>Partitioning</i> <ul style="list-style-type: none"> - Added or reconfigured MAC-d flow - MAC-hs queue to add or reconfigure list <ul style="list-style-type: none"> - MAC-hs queue Id - MAC-d Flow Identity - T1 - MAC-hs window size - MAC-d PDU size Info <ul style="list-style-type: none"> - MAC-d PDU size - MAC-d PDU size index - MAC-hs queue to delete list - DCH quality target 	A2	1 TrCH (HS-DSCH for DCCH)	Rel-6	RCS-867
		HS-DSCH		RCS-868
		Not Present		RCS-869
		HS-DSCH		RCS-870
		Reference to clause 6.10.2.4.5 Parameter Set Implicit		RCS-871
				RCS-872
				RCS-873
				RCS-874
		(one queue)		RCS-875
		1 (for DCCH)		RCS-876
		1		RCS-877
		50		RCS-878
		16		RCS-879
		148		RCS-880
		0		RCS-881
		Not present		RCS-882
		Not present		RCS-883
		RCS-884		
Added or Reconfigured DL TrCH information	A3	1 TrCH (HS-DSCH for DCCH)	Rel-7	RCS-885
	A5		Rel-8	RCS-886
	A4		Rel-7	

Information Element	Condition	Value/remark	Version	Index	
<ul style="list-style-type: none"> - Downlink transport channel type - DL Transport channel identity - CHOICE DL parameters <ul style="list-style-type: none"> - HARQ Info <ul style="list-style-type: none"> - Number of Processes - CHOICE <i>Memory</i> <i>Partitioning</i> <ul style="list-style-type: none"> - CHOICE <i>DL MAC header type</i> - Added or reconfigured MAC-ehs reordering queue <ul style="list-style-type: none"> - MAC-ehs queue to add or reconfigure list <ul style="list-style-type: none"> - MAC-ehs queue Id - T1 - MAC-ehs window size - MAC-ehs queue to delete list - DCH quality target 	A6	HS-DSCH	Rel-8	RCS-887	
		Not Present		RCS-888	
		HS-DSCH		RCS-889	
				RCS-890	
		Reference to clause 6.10.2.4.5 Parameter Set		RCS-891	
		Implicit		RCS-892	
		MAC-ehs		RCS-893	
				RCS-894	
		(1 queue)		RCS-895	
		1		RCS-896	
		50		RCS-897	
		16		RCS-898	
		Not present		RCS-899	
Not present	RCS-900				
Not Present	RCS-901				
Not present	Rel-7	RCS-902			
Not present	Rel-7	RCS-903			
Not present	Rel-7	RCS-904			
Not Present		RCS-905			
Uplink DPCH info <ul style="list-style-type: none"> - Uplink DPCH power control info - DPCCH power offset - PC Preamble - SRB delay - Power Control Algorithm - TPC step size - Scrambling code type - Scrambling code number - Number of DPDCH - Spreading factor - TFCI existence - Number of FBI bit - Puncturing Limit - Number of TPC bits 	A1	-40 (-80dB)		RCS-907	
		1 frame		RCS-908	
		7 frames		RCS-909	
		Algorithm1		RCS-910	
		0 (1dB)		RCS-911	
		Long		RCS-912	
		0 (0 to 16777215)		RCS-913	
		Not Present(1)		RCS-914	
		According to clause 6.10.2.4.1.3 (standalone 13.6 kbps signalling radio bearer)		RCS-915	
		According to clause 6.10.2.4.1.3 (standalone 13.6 kbps signalling radio bearer)		RCS-916	
		According to clause 6.10.2.4.1.3 (standalone 13.6 kbps signalling radio bearer)		RCS-917	
		According to clause 6.10.2.4.1.3 (standalone 13.6 kbps signalling radio bearer)		RCS-918	
		According to clause 6.10.2.4.1.3 (standalone 13.6 kbps signalling radio bearer)		RCS-919	
According to clause 6.10.2.4.1.3 (standalone 13.6 kbps signalling radio bearer)		RCS-920			
Not present	Rel-7	RCS-921			
Uplink DPCH info <ul style="list-style-type: none"> - Uplink DPCH power control info - DPCCH power offset - PC Preamble - SRB delay - Power Control Algorithm - TPC step size - Δ_{ACK} - Δ_{NACK} - Ack-Nack repetition factor - HARQ_preamble_mode - Scrambling code type - Scrambling code number - Number of DPDCH - spreading factor - TFCI existence - Number of FBI bit - Puncturing Limit 	A2		Rel-6	RCS-922	
	A3		Rel-7	RCS-923	
	A5	-40 (-80dB)		Rel-8	RCS-924
		1 frame		RCS-925	
		7 frames		RCS-926	
		Algorithm1		RCS-927	
		0 (1dB)		RCS-928	
		3		RCS-929	
		3		RCS-930	
		1		RCS-931	
0		RCS-932			
Long		RCS-933			
0 (0 to 16777215)		RCS-934			
0		RCS-935			
Not Present		RCS-936			
FALSE		RCS-937			
Not Present		RCS-938			
Not Present		RCS-939			
Not Present		RCS-940			
Not Present		RCS-941			
Uplink DPCH info	A4	Not Present	Rel-7	RCS-942	
	A6		Rel-8		
E-DCH Info	A1	Not Present	Rel-6	RCS-943	
E-DCH info	A2		Rel-6	RCS-944	

Information Element	Condition	Value/remark	Version	Index	
<ul style="list-style-type: none"> - MAC-es/e reset indicator - E-DPCCH info <ul style="list-style-type: none"> - E-DPCCH/DPCCH power offset - Happy bit delay condition - E-TFC Boost Info - E-DPDCH power interpolation - E-DPDCH info <ul style="list-style-type: none"> - E-TFCI table index - E-DCH minimum set E-TFCI - Reference E-TFCIs <ul style="list-style-type: none"> - Reference E-TFCI - Reference E-TFCI PO - Reference E-TFCI - Reference E-TFCI PO - Maximum channelisation codes - PLnon-max - Scheduling Information Configuration <ul style="list-style-type: none"> - Periodicity for Scheduling Info – no grant - Periodicity for Scheduling Info – grant - Power Offset for Scheduling Info - 3-Index-Step Threshold - 2-Index-Step Threshold <ul style="list-style-type: none"> - Scheduled Transmission configuration <ul style="list-style-type: none"> - 2ms scheduled transmission grant HARQ process allocation <ul style="list-style-type: none"> - Serving Grant - UL 16QAM settings 	A3 A5	TRUE	Rel-7 Rel-8	RCS-945 RCS-946 RCS-947 RCS-948 RCS-949 RCS-950 RCS-951 RCS-952 RCS-953 RCS-954 RCS-955 RCS-956 RCS-957 RCS-958 RCS-959 RCS-960 RCS-961 RCS-962 RCS-963	
	Not present	0	100 ms		RCS-949
	Not present	0	Not present	Rel-7	RCS-951
	Not present	0	Not present	Rel-7	RCS-952
	Not present	9			RCS-954
	Not present	2 E-TFCIs			RCS-955
	Not present	11			RCS-956
	Not present	4			RCS-957
	Not present	83			RCS-958
	Not present	16			RCS-959
	Not present	2sf4			RCS-960
	Not present	0.84			RCS-961
	Not present				RCS-962
	Not present				RCS-963
	Not present				RCS-964
	Not present				RCS-965
	Not present				RCS-966
	Not present				RCS-967
	Not present				RCS-968
	Not present				RCS-969
Not present				RCS-970	
Not present				RCS-971	
Not present			Rel-7	RCS-972	
E-DCH info	A4 A6	Not Present	Rel-7 Rel-8	RCS-973	
Downlink HS-PDSCH Information	A1	Not Present	Rel-6	RCS-974	
Downlink HS-PDSCH Information	A2 A5, A6		Rel-6 Rel-8	RCS-975 RCS-976	
<ul style="list-style-type: none"> - HS-SCCH Info <ul style="list-style-type: none"> - CHOICE mode <ul style="list-style-type: none"> - DL Scrambling Code - HS-SCCH Channelisation Code Information <ul style="list-style-type: none"> - HS-SCCH Channelisation Code <ul style="list-style-type: none"> - Measurement Feedback Info <ul style="list-style-type: none"> - CHOICE mode <ul style="list-style-type: none"> - POhsdsch - CQI Feedback cycle, k - CQI repetition factor - Δ_{CQI} - CHOICE mode <ul style="list-style-type: none"> - Downlink 64QAM configured - HS-DSCH TB size table 	A3	FDD Not present	Rel-7	RCS-977 RCS-978 RCS-979 RCS-980 RCS-981	
	7			RCS-982	
	FDD			RCS-983	
	6 dB			RCS-984	
	4 ms			RCS-985	
	1			RCS-986	
	5 (corresponds to 0dB in relative power offset)			RCS-987	
	FDD (no data)			RCS-988	
	Not present			Rel-7	RCS-989
	Not present			Rel-7	RCS-990
	Not present				RCS-991
	Not present			Rel-7	RCS-992
	Downlink HS-PDSCH Information	A4	Not present	Rel-7	RCS-992
Downlink information common for all radio links <ul style="list-style-type: none"> - Downlink DPCH info common for all RL - Timing Indication - CFN-targetSFN frame offset - CHOICE mode <ul style="list-style-type: none"> - Downlink DPCH power control information <ul style="list-style-type: none"> - DPC mode 	A1	Initialize Not Present FDD		RCS-993 RCS-994 RCS-995 RCS-996 RCS-997 RCS-998	
	0 (single)			RCS-999	

Information Element	Condition	Value/remark	Version	Index		
<ul style="list-style-type: none"> - Power offset P_{Pilot-DPCH} - DL rate matching restriction information - Spreading factor - Fixed or Flexible Position - TFCI existence - CHOICE SF - DPCH compressed mode info - TX Diversity mode - SSDT information - Default DPCH Offset Value 		0		RCS-1000		
		Not Present		RCS-1001		
		According to clause 6.10.2.4.1.3 (standalone 13.6 kbps signalling radio bearer)		RCS-1002		
		According to clause 6.10.2.4.1.3 (standalone 13.6 kbps signalling radio bearer)		RCS-1003		
		According to clause 6.10.2.4.1.3 (standalone 13.6 kbps signalling radio bearer)		RCS-1004		
		According to clause 6.10.2.4.1.3 (standalone 13.6 kbps signalling radio bearer)		RCS-1005		
		Not Present		RCS-1006		
		None		RCS-1007		
		Not Present		RCS-1008		
		Arbitrary set to value 0..306688 by step of 512		R99 and Rel-4 only	RCS-1009	
Downlink information common for all radio links	A2		Rel-6	RCS-1010		
	A3		Rel-7	RCS-1011		
	A5		Rel-8	RCS-1012		
<ul style="list-style-type: none"> - Downlink F-DPCH info common for all RL - Timing Indication - Downlink F-DPCH power control information - DPC mode - TPC command error rate target - CHOICE mode - DPCH compressed mode info - TX Diversity mode - Default DPCH Offset Value - MAC-hs reset indicator 		Initialise		RCS-1013		
				RCS-1014		
					RCS-1015	
			0 (single)		RCS-1016	
			0.04		RCS-1017	
			FDD		RCS-1018	
			Not Present		RCS-1019	
			None		RCS-1020	
		Arbitrary set to value 0..306688 by step of 512		RCS-1021		
		TRUE		RCS-1022		
Downlink information common for all radio links	A4	Not Present	Rel-7	RCS-1023		
	A6		Rel-8			
<ul style="list-style-type: none"> Downlink information for each radio links list - Downlink information for each radio links - CHOICE mode - Primary CPICH info - Primary scrambling code - PDSCH with SHO DCH info - PDSCH code mapping - Serving HS-DSCH radio link indicator - Serving E-DCH radio link indicator - Downlink DPCH info for each RL - Primary CPICH usage for channel estimation - DPCH frame offset - Secondary CPICH info - DL channelisation code - Secondary scrambling code - Spreading factor - Code number - Scrambling code change - TPC combination index - SSDT Cell Identity 	A1			RCS-1024		
						RCS-1025
			FDD			RCS-1026
			Reference to clause 6.1 "Default settings (FDD)"			RCS-1027
			Not Present		R99 and Rel-4 only	RCS-1028
						RCS-1029
			Not Present		R99 and Rel-4 only	RCS-1030
			FALSE		Rel-6	RCS-1031
			FALSE		Rel-6	RCS-1032
						RCS-1033
			Primary CPICH may be used			RCS-1034
			Set to value: Default DPCH Offset Value mod 38400			RCS-1035
			Not Present			RCS-1036
						RCS-1037
			1			RCS-1038
			According to clause 6.10.2.4.1.3 (standalone 13.6 kbps signalling radio bearer)			RCS-1039
			0			RCS-1040
	Not Present			RCS-1041		
	0			RCS-1042		
	Not Present		R99 and	RCS-1043		

Information Element	Condition	Value/remark	Version	Index
<ul style="list-style-type: none"> - Closed loop timing adjustment mode - E-AGCH Info - E-HICH Information - E-RGCH Information - SCCPCH information for FACH 		Not Present	Rel-4 only	RCS-1044
		Not Present	Rel-6	RCS-1045
		Not Present	Rel-6	RCS-1046
		Not Present	Rel-6	RCS-1047
		Not Present	R99 and Rel-4 only	RCS-1048
Downlink information for each radio link list	A2		Rel-6	RCS-1049
	A3		Rel-7	RCS-1050
	A5		Rel-8	RCS-1051
<ul style="list-style-type: none"> - Downlink information for each radio link - Choice mode - Primary CPICH info <ul style="list-style-type: none"> - Primary scrambling code - Serving HS-DSCH radio link indicator - Serving E-DCH radio link indicator - Downlink DPCH info for each RL - Downlink F-DPCH info for each RL <ul style="list-style-type: none"> - Primary CPICH usage for channel estimation - F-DPCH frame offset - F-DPCH slot format - Secondary CPICH info - Secondary scrambling code - Code number - TPC combination index - E-AGCH Info <ul style="list-style-type: none"> - E-AGCH Channelisation Code - CHOICE E-HICH Information <ul style="list-style-type: none"> - E-HICH Information <ul style="list-style-type: none"> - Channelisation code - Signature sequence - CHOICE E-RGCH Information <ul style="list-style-type: none"> - E-RGCH Information <ul style="list-style-type: none"> - Signature Sequence - RG combination index 		FDD		RCS-1052
		Ref. to the Default setting in clause 6.1 (FDD)		RCS-1053
		TRUE		RCS-1054
		TRUE		RCS-1055
		Not Present		RCS-1056
		Not Present		RCS-1057
		Not Present		RCS-1058
		Not Present		RCS-1059
		Primary CPICH may be used		RCS-1060
		Set to value Default DPCH Offset Value (as currently stored in SS) mod 38 400		RCS-1061
		Not Present	Rel-7	RCS-1062
		Not Present		RCS-1063
		Not Present		RCS-1064
		12		RCS-1065
		0		RCS-1066
		10		RCS-1067
		10		RCS-1068
		4		RCS-1069
		1		RCS-1070
	1		RCS-1071	
	0		RCS-1072	
	0		RCS-1073	
	0		RCS-1074	
	0		RCS-1075	
	0		RCS-1076	
Downlink information for each radio link list	A4	Not Present	Rel-7	RCS-1077
	A6		Rel-8	

Condition	Explanation	Version
A1	This IE is needed for "Stand-alone SRBs mapped on DCH/DCH"	
A2	This IE is needed for "Stand-alone SRBs mapped on E-DCH and HS-DSCH "	Rel-6
A3	This IE is needed for "Stand-alone SRBs mapped on E-DCH and HS-DSCH using MAC-ehs"	Rel-7
A4	This IE is needed for "Stand-alone SRBs mapped on RACH and HS-DSCH using MAC-ehs" for HS-DSCH reception in CELL_FACH	Rel-7
A5	This IE is needed for "Stand-alone SRBs mapped on E-DCH using MAC-i/is and HS-DSCH using MAC-ehs"	Rel-8
A6	This IE is needed for SRB mapped onto common E-DCH (MAC-i/is) and HS-DSCH (MAC-ehs) in Enhanced CELL_FACH	
UTRAN to E-UTRA	This IE is needed for UTRAN to E-UTRA test cases	Rel-8

NOTE: If not specified, then A1 will be the default condition

Contents of RRC CONNECTION SETUP message: UM (Transition to CELL_FACH)

Information Element	Condition	Value/remark	Version	Index
Message Type				RCSU-001
Initial UE identity		Select the same identity as in the IE "Initial UE Identity" in received RRC CONNECTION REQUEST" message		RCSU-002
RRC transaction identifier		Arbitrarily selects an integer between 0 and 3		RCSU-003
Activation time		Not Present (Now)		RCSU-004
New U-RNTI				RCSU-005
- SRNC identity		0000 0000 0001B		RCSU-006
- S-RNTI		0000 0000 0000 0000 0001B		RCSU-007
New C-RNTI		0000 0000 0000 0001B		RCSU-008
New H-RNTI		Not present	Rel-6	RCSU-009
New Primary E-RNTI		Not present	Rel-6	RCSU-010
New Secondary E-RNTI		Not present	Rel-6	RCSU-011
RRC state indicator		CELL_FACH		RCSU-012
UTRAN DRX cycle length coefficient		9		RCSU-013
Capability update requirement				RCSU-014
- UE radio access FDD capability update requirement		TRUE		RCSU-015
- UE radio access TDD capability update requirement		FALSE		RCSU-016
- UE radio access 3.84 Mcps TDD capability update requirement		FALSE	Rel-4	RCSU-017
- UE radio access 1.28 Mcps TDD capability update requirement		FALSE	Rel-4	RCSU-018
- System specific capability update requirement list		GSM		RCSU-019
- System specific capability update requirement list	UTRAN to E-UTRA	GSM, EUTRA	Rel-8	
CHOICE <i>specification mode</i>		Complete specification	Rel-5	RCSU-020
- Complete specification			Rel-5	RCSU-021
- Signalling RB information to setup		(UM DCCH for RRC)		RCSU-022
- RB identity		Not present		RCSU-023
- CHOICE RLC info type		RLC info		RCSU-024
- CHOICE Uplink RLC mode		UM RLC		RCSU-025
- Transmission RLC discard		timerBasedNoExplicit : dt50		RCSU-026
- SDU discard mode		Not present		RCSU-027
- CHOICE Downlink RLC mode		UM RLC		RCSU-028
- DL UM RLC LI size		7 bit	Rel-6	RCSU-029
- One sided RLC re-establishment		FALSE	Rel-6	RCSU-030
- RB mapping info				RCSU-031
- Information for each multiplexing option		2 RBMuxOptions		RCSU-032
- RLC logical channel mapping indicator		Not Present		RCSU-033
- Number of uplink RLC logical channels		1		RCSU-034
- Uplink transport channel type		DCH		RCSU-035
- UL Transport channel identity		5		RCSU-036
- Logical channel identity		1		RCSU-037
- CHOICE RLC size list		Configured		RCSU-038
- MAC logical channel priority		1		RCSU-039
- Downlink RLC logical channel info				RCSU-040
- Number of downlink RLC logical channels		1		RCSU-041
- Downlink transport channel type		DCH		RCSU-042
- DL DCH Transport channel identity		10		RCSU-043
- DL DSCH Transport channel identity		Not Present		RCSU-044
- Logical channel identity		1		RCSU-045
- RLC logical channel mapping indicator		Not Present		RCSU-046
- Number of uplink RLC logical channels		1		RCSU-047

Information Element	Condition	Value/remark	Version	Index
- Uplink transport channel type		RACH		RCSU-048
- UL Transport channel identity		Not Present		RCSU-049
- Logical channel identity		1		RCSU-050
- CHOICE RLC size list		Explicit list		RCSU-051
- RLC size index		According to clause 6.10.2.4.4.1		RCSU-052
- MAC logical channel priority		1		RCSU-053
- Downlink RLC logical channel info				RCSU-054
- Number of downlink RLC logical channels		1		RCSU-055
- Downlink transport channel type		FACH		RCSU-056
- DL DCH Transport channel identity		Not Present		RCSU-057
- DL DSCH Transport channel identity		Not Present		RCSU-058
- Logical channel identity		1		RCSU-059
- Signalling RB information to setup		(AM DCCH for RRC)		RCSU-060
- RB identity		Not Present		RCSU-061
- CHOICE RLC info type		RLC info		RCSU-062
- CHOICE Uplink RLC mode		AM RLC		RCSU-063
- Transmission RLC discard				RCSU-064
- SDU discard mode		No Discard		RCSU-065
- MAX_DAT		15		RCSU-066
- Transmission window size		32		RCSU-067
- Timer_RST		500		RCSU-068
- Max_RST		1		RCSU-069
- Polling info				RCSU-070
- Timer_poll_prohibit		200		RCSU-071
- Timer_poll		200		RCSU-072
- Poll_PDU		Not Present		RCSU-073
- Poll_SDU		1		RCSU-074
- Last transmission PDU poll		TRUE		RCSU-075
- Last retransmission PDU poll		TRUE		RCSU-076
- Poll_Windows		99		RCSU-077
- Timer_poll_periodic		Not Present		RCSU-078
- CHOICE Downlink RLC mode		AM RLC		RCSU-079
- DL RLC PDU size		According to clause 6.10.2.4.1.3 (standalone 13.6 kbps signalling radio bearer)	Rel-6	RCSU-080
- In-sequence delivery		TRUE		RCSU-081
- Receiving window size		32		RCSU-082
- Downlink RLC status info				RCSU-083
- Timer_status_prohibit		200		RCSU-084
- Timer_EPC		Not Present		RCSU-085
- Missing PDU indicator		TRUE		RCSU-086
- Timer_STATUS_periodic		Not Present		RCSU-087
- RB mapping info				RCSU-088
- Information for each multiplexing option		2 RBMuxOptions		RCSU-089
- RLC logical channel mapping indicator		Not Present		RCSU-090
- Number of uplink RLC logical channels		1		RCSU-091
- Uplink transport channel type		DCH		RCSU-092
- UL Transport channel identity		5		RCSU-093
- Logical channel identity		2		RCSU-094
- CHOICE RLC size list		Configured		RCSU-095
- MAC logical channel priority		2		RCSU-096
- Downlink RLC logical channel info				RCSU-097
- Number of downlink RLC logical channels		1		RCSU-098
- Downlink transport channel type		DCH		RCSU-099
- DL DCH Transport channel identity		10		RCSU-100
- DL DSCH Transport channel identity		Not Present		RCSU-101
- Logical channel identity		2		RCSU-102
- RLC logical channel mapping		Not Present		RCSU-103

Information Element	Condition	Value/remark	Version	Index
indicator				
- Number of uplink RLC logical channels		1		RCSU-104
- Uplink transport channel type		RACH		RCSU-105
- UL Transport channel identity		Not Present		RCSU-106
- Logical channel identity		2		RCSU-107
- CHOICE RLC size list		Explicit list		RCSU-108
- RLC size index		According to clause 6.10.2.4.4.1		RCSU-109
- MAC logical channel priority		2		RCSU-110
- Downlink RLC logical channel info				RCSU-111
- Number of downlink RLC logical channels		1		RCSU-112
- Downlink transport channel type		FACH		RCSU-113
- DL DCH Transport channel identity		Not Present		RCSU-114
- DL DSCH Transport channel identity		Not Present		RCSU-115
- Logical channel identity		2		RCSU-116
Signalling RB information to setup		(AM DCCH for NAS_DT High priority)		RCSU-117
- RB identity		Not present		RCSU-118
- CHOICE RLC info type		RLC info		RCSU-119
- CHOICE Uplink RLC mode		AM RLC		RCSU-120
- Transmission RLC discard				RCSU-121
- SDU discard mode		No Discard		RCSU-122
- MAX_DAT		15		RCSU-123
- Transmission window size		32		RCSU-124
- Timer_RST		500		RCSU-125
- Max_RST		1		RCSU-126
- Polling info				RCSU-127
- Timer_poll_prohibit		200		RCSU-128
- Timer_poll		200		RCSU-129
- Poll_PDU		Not Present		RCSU-130
- Poll_SDU		1		RCSU-131
- Last transmission PDU poll		TRUE		RCSU-132
- Last retransmission PDU poll		TRUE		RCSU-133
- Poll_Windows		99		RCSU-134
- Timer_poll_periodic		Not Present		RCSU-135
- CHOICE Downlink RLC mode		AM RLC		RCSU-136
- DL RLC PDU size		According to clause 6.10.2.4.1.3 (standalone 13.6 kbps signalling radio bearer)	Rel-6	RCSU-137
- In-sequence delivery		TRUE		RCSU-138
- Receiving window size		32		RCSU-139
- Downlink RLC status info				RCSU-140
- Timer_status_prohibit		200		RCSU-141
- Timer_EPC		Not Present		RCSU-142
- Missing PDU indicator		TRUE		RCSU-143
- Timer_STATUS_periodic		Not Present		RCSU-144
- RB mapping info				RCSU-145
- Information for each multiplexing option		2 RBMuxOptions		RCSU-146
- RLC logical channel mapping		Not Present		RCSU-147
indicator				
- Number of uplink RLC logical channels		1		RCSU-148
- Uplink transport channel type		DCH		RCSU-149
- UL Transport channel identity		5		RCSU-150
- Logical channel identity		3		RCSU-151
- CHOICE RLC size list		Configured		RCSU-152
- MAC logical channel priority		3		RCSU-153
- Downlink RLC logical channel info				RCSU-154
- Number of downlink RLC logical channels		1		RCSU-155
- Downlink transport channel type		DCH		RCSU-156
- DL DCH Transport channel identity		10		RCSU-157

Information Element	Condition	Value/remark	Version	Index
- DL DSCH Transport channel identity		Not Present		RCSU-158
- Logical channel identity		3		RCSU-159
- RLC logical channel mapping indicator		Not Present		RCSU-160
- Number of uplink RLC logical channels		1		RCSU-161
- Uplink transport channel type		RACH		RCSU-162
- UL DCH Transport channel identity		Not Present		RCSU-163
- Logical channel identity		3		RCSU-164
- CHOICE RLC size list		Explicit list		RCSU-165
- RLC size index		According to clause 6.10.2.4.4.1		RCSU-166
- MAC logical channel priority		3		RCSU-167
- Downlink RLC logical channel info				RCSU-168
- Number of downlink RLC logical channels		1		RCSU-169
- Downlink transport channel type		FACH		RCSU-170
- DL DCH Transport channel identity		Not Present		RCSU-171
- DL DSCH Transport channel identity		Not Present		RCSU-172
- Logical channel identity		3		RCSU-173
- Signalling RB information to setup		(AM DCCH for NAS_DT Low priority)		RCSU-174
- RB identity		Not Present		RCSU-175
- CHOICE RLC info type		RLC info		RCSU-176
- CHOICE Uplink RLC mode		AM RLC		RCSU-177
- Transmission RLC discard				RCSU-178
- SDU discard mode		No Discard		RCSU-179
- MAX_DAT		15		RCSU-180
- Transmission window size		32		RCSU-181
- Timer_RST		500		RCSU-182
- Max_RST		1		RCSU-183
- Polling info				RCSU-184
- Timer_poll_prohibit		200		RCSU-185
- Timer_poll		200		RCSU-186
- Poll_PDU		Not Present		RCSU-187
- Poll_SDU		1		RCSU-188
- Last transmission PDU poll		TRUE		RCSU-189
- Last retransmission PDU poll		TRUE		RCSU-190
- Poll_Windows		99		RCSU-191
- Timer_poll_periodic		Not Present		RCSU-192
- CHOICE Downlink RLC mode		AM RLC		RCSU-193
- DL RLC PDU size		According to clause 6.10.2.4.1.3 (standalone 13.6 kbps signalling radio bearer)	Rel-6	RCSU-194
- In-sequence delivery		TRUE		RCSU-195
- Receiving window size		32		RCSU-196
- Downlink RLC status info				RCSU-197
- Timer_status_prohibit		200		RCSU-198
- Timer_EPC		Not Present		RCSU-199
- Missing PDU indicator		TRUE		RCSU-200
- Timer_STATUS_periodic		Not Present		RCSU-201
- RB mapping info				RCSU-202
- Information for each multiplexing option		2 RBMuxOptions		RCSU-203
- RLC logical channel mapping indicator		Not Present		RCSU-204
- Number of uplink RLC logical channels		1		RCSU-205
- Uplink transport channel type		DCH		RCSU-206
- UL Transport channel identity		5		RCSU-207
- Logical channel identity		4		RCSU-208
- CHOICE RLC size list		Configured		RCSU-209
- MAC logical channel priority		4		RCSU-210
- Downlink RLC logical channel info				RCSU-211
- Number of downlink RLC logical		1		RCSU-212

Information Element	Condition	Value/remark	Version	Index
channels		DCH		RCSU-213
- Downlink transport channel type		10		RCSU-214
- DL DCH Transport channel				
identity		Not Present		RCSU-215
- DL DSCH Transport channel				
identity		4		RCSU-216
- Logical channel identity		Not Present		RCSU-217
- RLC logical channel mapping				
indicator		1		RCSU-218
- Number of uplink RLC logical				
channels		RACH		RCSU-219
- Uplink transport channel type		Not Present		RCSU-220
- UL Transport channel identity		4		RCSU-221
- Logical channel identity		Explicit list		RCSU-222
- CHOICE RLC size list		According to clause 6.10.2.4.4.1		RCSU-223
- RLC size index		4		RCSU-224
- MAC logical channel priority				RCSU-225
- Downlink RLC logical channel info		1		RCSU-226
- Number of downlink RLC logical				
channels		FACH		RCSU-227
- Downlink transport channel type		Not Present		RCSU-228
- DL DCH Transport channel				
identity		Not Present		RCSU-229
- DL DSCH Transport channel				
identity		4		RCSU-230
- Logical channel identity				RCSU-231
UL Transport channel information for all				
transport channels		Not Present		RCSU-232
- PRACH TFCS		FDD		RCSU-233
- CHOICE Mode		Not Present		RCSU-234
- TFC subset				RCSU-235
- UL DCH TFCS		Normal		RCSU-236
- CHOICE TFCI signalling				RCSU-237
- TFCI Field 1 information		Complete		RCSU-238
- CHOICE TFCS representation				RCSU-239
- TFCS complete reconfigure		2bit CTFC		RCSU-240
- CHOICE CTFC Size		This IE is repeated for TFC numbers		RCSU-241
- CTFC information		according to clause 6.10.2.4.1.3		
		(standalone 13.6 kbps signalling radio		
		bearer)		
- CTFC		According to clause 6.10.2.4.1.3		RCSU-242
		(standalone 13.6 kbps signalling radio		
		bearer)		
- Power offset information				RCSU-243
- CHOICE Gain Factors		Computed Gain Factors (The last TFC is		RCSU-244
		set to Signalled Gain Factors)		
- Gain factor β_c		11 (below 64 kbps)		RCSU-245
		9 (equal or higher than 64 kbps) when		
		HSDPA is not configured		
		9 (equal or higher than 64 kbps and		
		below 384 kbps) when HSDPA is also		
		configured		
		6 (equal or higher than 384 kbps) when		
		HSDPA is also configured		
		(Not Present if the above is set to		
		Computed Gain Factors)		
- Gain factor β_d		15		RCSU-246
		(Not Present if the above is set to		
		Computed Gain Factors)		
- Reference TFC ID		0		RCSU-247
- CHOICE mode		FDD		RCSU-248
- Power offset Pp-m		Not Present		RCSU-249
Added or Reconfigured TrCH information		TS 25.331 specifies that "Although this		RCSU-250
list		IE is not required when the IE "RRC		
		state indicator" is set to "CELL_FACH",		
		need is MP to align with ASN.1"		

Information Element	Condition	Value/remark	Version	Index
- Added or Reconfigured UL TrCH information				RCSU-251
- Uplink transport channel type		DCH		RCSU-252
- UL Transport channel identity		5		RCSU-253
- TFS				RCSU-254
- CHOICE Transport channel type		Dedicated transport channels		RCSU-255
- Dynamic Transport format				RCSU-256
information				
- RLC Size		bitMode sizeType2 {part1 2, part2 OMIT}		RCSU-257
		This results in an RLC size of 144 bits		
- Number of TBs and TTI List		List with two entry		RCSU-258
- Transmission Time Interval		Not Present		RCSU-259
- Number of Transport blocks		0		RCSU-260
- Transmission Time Interval		Not Present		RCSU-261
- Number of Transport blocks		1		RCSU-262
- CHOICE Logical channel List		ALL		RCSU-263
- Semi-static Transport Format				RCSU-264
information				
- Transmission time interval		40 ms		RCSU-265
- Type of channel coding		Convolutional		RCSU-266
- Coding Rate		1/3		RCSU-267
- Rate matching attribute		-170		RCSU-268
- CRC size		16		RCSU-269
DL Transport channel information common for all transport channel				RCSU-270
- SCCPCH TFCS		Not Present		RCSU-271
- CHOICE mode		FDD		RCSU-272
- CHOICE DL parameters		Same as UL		RCSU-273
Added or Reconfigured TrCH information list		TS 25.331 specifies that "Although this IE is not required when the IE "RRC state indicator" is set to "CELL_FACH", need is MP to align with ASN.1"		RCSU-274
- Added or Reconfigured DL TrCH information				RCSU-275
- Downlink transport channel type		DCH		RCSU-276
- DL Transport channel identity		10		RCSU-277
- CHOICE DL parameters		Same as UL		RCSU-278
- Uplink Transport channel type		DCH		RCSU-279
- UL TrCH identity		5		RCSU-280
- DCH quality target		Not Present		RCSU-281
Frequency info		Not present		RCSU-282
Maximum allowed UL TX power		Not present		RCSU-283
CHOICE channel requirement		Not Present		RCSU-284
E-DCH Info		Not Present	Rel-6	RCSU-285
Downlink HS-PDSCH Information		Not Present	Rel-6	RCSU-286
Downlink information common for all radio links		Not Present		RCSU-287
Downlink information for each radio link list		Not present		RCSU-288

Condition	Explanation	Version
UTRAN to E-UTRA	This IE is needed for UTRAN to E-UTRA test cases	Rel-8

Contents of RRC CONNECTION SETUP COMPLETE message: AM

Information Element	Value/remark	Version
Message Type		
RRC transaction identifier	The value of this IE is checked to see that it matches the value of the same IE transmitted in the downlink RRC CONNECTION SETUP message.	
START list	This IE is checked to see if it is present.	
UE radio access capability	Not checked	
- Access stratum release indicator	Not checked	
- DL capability with simultaneous	Not checked	REL-5

HS-DSCH configuration		
- PDCP capability	Not checked	
- RLC capability	Not checked	
- Transport channel capability	Not checked	
- RF capability FDD	Not checked	
- RF capability TDD	Not checked	REL-4
- RF capability TDD 1.28 Mcps	Not checked	REL-4
- Physical channel capability	Not checked	
- UE multi-mode/multi-RAT capability	Not checked	
- Security capability		
- Ciphering algorithm capability		
>UEA0	TRUE	
>UEA1	TRUE	
>UEA2	To be checked against PICS	REL-7
- Integrity protection algorithm capability		
>UIA1	TRUE	
>UIA2	To be checked against PICS	REL-7
- UE positioning capability	Not checked	
- Measurement capability	Not checked	
- Measurement capability TDD	Not checked	REL-8
- Device type	Not checked	REL-6
- Support for System Information Block type 11bis	Not checked	REL-6
- Support for F-DPCH	To be checked against requirement if specified	REL-6
- MAC-ehs support	To be checked against requirement if specified	REL-7
- UE specific capability Information	Not checked	REL-7
LCR TDD		
- Support for E-DPCCH Power Boosting	Not checked	REL-7
- Support of common E-DCH	To be checked against requirement if specified	REL-8
- Support of MAC-i/is	To be checked against requirement if specified	REL-8
- Support of SPS operation	Not checked	REL-8
- Support of Control Channel DRX operation	Not checked	REL-8
- Support of CSG	To be checked against requirement if specified	REL-8
- Support for Two DRX schemes in URA_PCH and CELL_PCH	To be checked against requirement if specified	REL-7
- Support for E-DPDCH power interpolation formula	Not checked	REL-7
- Support for absolute priority based cell re-selection in UTRAN	To be checked against requirement if specified	REL-8
- Support of MU-MIMO	Not checked	REL-10
- Radio Access Capability Band Combination List	To be checked against requirement if specified	REL-9
- Support of TX Diversity on DL Control Channels by MIMO Capable UE when MIMO operation is active	To be checked against requirement if specified	REL-7
- Support of enhanced TS0	To be checked against requirement if specified	REL-9
- Support for cell-specific Tx diversity configuration for dual-cell operation	To be checked against requirement if specified	REL-8
- CSG proximity indication capability	To be checked against requirement if specified	REL-9
- Neighbour Cell SI acquisition capability	To be checked against requirement if specified	REL-9
- Extended measurements Support	To be checked against requirement if specified	REL-9
- Support for dual cell with MIMO operation in different bands	To be checked against requirement if specified	REL-10
- UE based network performance measurements parameters	To be checked against requirement if specified	REL-10
- Support of UTRAN ANR	To be checked against requirement if specified	REL-10
UE radio access capability extension	Not checked	
UE system specific capability	Not checked	
Deferred measurement control reading	Not Present for Rel-7 or later, otherwise Not checked	

Logged Meas Available	Not checked	REL-10
ANR Logging Results Available	Not checked	REL-10
Connection Establishment Failure Info Available	Not checked	REL-11

Contents of RRC STATUS message: AM

Information Element	Value/remark
Message Type	
Integrity check info	
- Message authentication code	This IE is checked to see if it is present. The value is compared against the XMAC-I value computed by SS. The first/ leftmost bit of the bit string contains the most significant bit of the MAC-I.
- RRC Message sequence number	This IE is checked to see if it is present. The value is used by SS to compute the XMAC-I value.
Identification of received message	Not Checked
Protocol error information	
- Protocol error cause	Refer to test requirement.

Contents of SECURITY MODE COMMAND message: AM

Information Element	Condition	Value/remark	Version
Message Type	A1, A2		
RRC transaction identifier		Arbitrarily selects an integer between 0 and 3	
Integrity check info			
- Message authentication code		Set to MAC-I value computed by the SS. The first/ leftmost bit of the bit string contains the most significant bit of the MAC-I.	
- RRC Message Sequence Number		Set to an arbitrarily selected integer between 0 and 15	
Security capability			
- Ciphering algorithm capability			
- UEA0		If the UE has indicated support for ciphering algorithm UEA0 in the IE "security capability" in the RRC CONNECTION SETUP COMPLETE message, this IE is set to TRUE.	
- UEA1		If the UE has indicated support for ciphering algorithm UEA1 in the IE "security capability" in the RRC CONNECTION SETUP COMPLETE message, this IE is set to TRUE.	
- UEA2		If the UE has indicated support for ciphering algorithm UEA2 in the IE "security capability" in the RRC CONNECTION SETUP COMPLETE message, this IE is set to TRUE.	Rel-7
- Spare		Spare 3-15 = FALSE	
- Integrity protection algorithm capability		000000000000010B (UIA1)	
- UIA1		TRUE	Rel-7
- UIA2		If the UE has indicated support for integrity algorithm UIA2 in the IE "security capability" in the RRC CONNECTION SETUP COMPLETE message, this IE is set to TRUE.	
- Spare		Spare 0 and Spare 3-15 = FALSE	
Ciphering mode info		This presence of this IE is dependent on IXIT statements in TS 34.123-2. If ciphering is indicated to be active, this IE present with the values of the sub IEs as stated below. Else, this IE is omitted.	
- Ciphering mode command		Start/restart	
- Ciphering algorithm		UEA0 or UEA1 or UEA2. The indicated algorithm must be one of the algorithms supported by the UE as indicated in the IE "security capability" in the RRC CONNECTION SETUP COMPLETE message.	
- Ciphering activation time for DPCH		Not Present	
- Radio bearer downlink ciphering activation time info			

Information Element	Condition	Value/remark	Version
- Radio bearer activation time - RB identity - RLC sequence number - RB identity - RLC sequence number - RB identity - RLC sequence number - RB identity - RLC sequence number Integrity protection mode info - Integrity protection mode command - Downlink integrity protection activation info - Integrity protection algorithm - Integrity protection initialisation number CN domain identity UE system specific security capability UE system specific security capability - Inter-RAT UE security capability - CHOICE <i>system</i> - GSM security capability	A1 A2	1 Current RLC SN 2 Current RLC SN+2 3 Current RLC SN 4 Current RLC SN Start Not Present UIA1 or UIA2. The indicated algorithm must be one of the algorithms supported by the UE as indicated in the IE "security capability" in the RRC CONNECTION SETUP COMPLETE message SS selects an arbitrary 32 bits number for FRESH CS or PS Not Checked GSM The indicated algorithms must be the same as the algorithms supported by the UE as indicated in the IE " UE system specific capability " in the RRC CONNECTION SETUP COMPLETE message.	

Condition	Explanation
A1	UE not supporting GSM
A2	UE supporting GSM

Contents of SECURITY MODE COMPLETE message: AM

Information Element	Value/remark
Message Type RRC transaction identifier	The value of this IE is checked to see that it matches the value of the same IE transmitted in the downlink SECURITY MODE COMMAND message.
Integrity check info - Message authentication code	This IE is checked to see if it is present. The value is compared against the XMAC-I value computed by SS. The first/ leftmost bit of the bit string contains the most significant bit of the MAC-I.
- RRC Message sequence number	This IE is checked to see if it is present. The value is used by SS to compute the XMAC-I value.
Uplink integrity protection activation info Radio bearer uplink ciphering activation time info	Not checked. If ciphering is not activated in SECURITY MODE COMMAND message, this IE must be absent. Else, SS checks this IE for the presence of activation times for all ciphered uplink RLC-UM and RLC-AM RBs.

Contents of SECURITY MODE FAILURE message: AM

Information Element	Value/remark
Message Type RRC transaction identifier	Checked to see if the value is the identical to the same IE in the downlink SECURITY MODE COMMAND message.
Integrity check info	

- Message authentication code	This IE is checked to see if it is present. The value is compared against the XMAC-I value computed by SS. The first/ leftmost bit of the bit string contains the most significant bit of the MAC-I.
- RRC Message sequence number	This IE is checked to see if it is present. The value is used by SS to compute the XMAC-I value.
Failure cause	Refer to test requirement.

Contents of TRANSPORT CHANNEL RECONFIGURATION message: AM or UM

Information Element	Condition	Value/remark	Version	Index
Message Type	A1, A2, A3, A4, A5, A6			TCR-001
RRC transaction identifier		Arbitrarily selects an integer between 0 and 3		TCR-002
Integrity check info				TCR-003
- message authentication code		SS calculates the value of MAC-I for this message and writes to this IE. The first/ leftmost bit of the bit string contains the most significant bit of the MAC-I.		TCR-004
- RRC message sequence number		SS provides the value of this IE, from its internal counter.		TCR-005
Integrity protection mode info		Not Present		TCR-006
Ciphering mode info		Not Present		TCR-007
Activation time	A1, A2, A3	(256+CFN-(CFN MOD 8 + 8))MOD 256		TCR-008
Activation time	A4, A5, A6	Not Present		TCR-009
Delay restriction flag	A1, A2, A3, A4, A5, A6	Not Present	Rel-6	TCR-010
New U-RNTI		Not Present		TCR-011
New C-RNTI	A1, A2, A3, A4	Not Present		TCR-012
New C-RNTI	A5, A6	'1010 1010 1010 1010'		TCR-013
New DSCH-RNTI	A1, A2, A3, A4, A5, A6	Not Present	R99 and Rel-4 only	TCR-014
New H-RNTI	A1, A2, A3, A4, A5, A6	Not Present	Rel-5	TCR-015
New Primary E-RNTI		Not Present	Rel-6	TCR-016
New Secondary E-RNTI		Not Present	Rel-6	TCR-017
RRC State indicator	A1, A2, A3, A4	CELL_DCH		TCR-018
RRC State indicator	A5, A6	CELL_FACH		TCR-019
UE Mobility State Indicator		Not Present	Rel-7	TCR-020
UTRAN DRX cycle length coefficient	A1, A2, A3, A4, A5, A6	Not Present		TCR-021
CN information info		Not Present		TCR-022
URA identity		Not Present		TCR-023
RNC support for change of UE capability		Not Present	Rel-7	TCR-024
Reconfiguration in response to requested change of UE capability		Not Present	Rel-7	TCR-025
Downlink counter synchronization info		Not Present		TCR-026
UL Transport channel information for all transport channels	A1, A2, A5, A6	Not Present		TCR-027
UL Transport channel information for all transport channels	A3, A4			TCR-028
- PRACH TFCS		Not Present		TCR-029
- CHOICE mode		FDD		TCR-030
- TFC subset		Not Present		TCR-031
- UL DCH TFCS				TCR-032
- CHOICE TFCI signalling		Normal		TCR-033
- TFCI Field 1 information		Complete reconfiguration		TCR-034
- CHOICE TFCS representation				TCR-035
- TFCS complete reconfigure information				TCR-036
- CHOICE CTFC Size		Number of bits used must be enough to cover all combinations of CTFC from clause 6.10.2.4 Parameter Set.		TCR-037
- CTFC information		This IE is repeated for TFC numbers and reference to clause 6.10.2.4 Parameter Set		TCR-038

Information Element	Condition	Value/remark	Version	Index
- CTFC		Reference to clause 6.10.2.4 Parameter Set		TCR-039
- Power offset information				TCR-040
- CHOICE Gain Factors		Computed Gain Factors (The last TFC is set to Signalled Gain Factors)		TCR-041
- Gain factor β_c		11 (equal or below 64 kbps) when HSDPA is not configured 9 (equal or higher than 64 kbps and below 384 kbps) when HSDPA is also configured 6 (equal or higher than 384 kbps) when HSDPA is also configured 9 (higher than 64 kbps)		TCR-042
- Gain factor β_d		(Not Present if the CHOICE Gain Factors is set to ComputedGain Factors) 15 (Not Present if the CHOICE Gain Factors is set to ComputedGain Factors)		TCR-043
- Reference TFC ID		0		TCR-044
- CHOICE mode		FDD		TCR-045
- Power offset P_{p-m}		Not Present		TCR-046
Added or Reconfigured UL TrCH information	A1, A2, A5, A6	Not Present		TCR-047
Added or Reconfigured UL TrCH information	A4	2 TrCHs(DCH for DCCH and DCH for DTCH)		TCR-048
- Uplink transport channel type		DCH		TCR-049
- UL Transport channel identity		5		TCR-050
- TFS				TCR-051
- CHOICE Transport channel type		Dedicated transport channels		TCR-052
- Dynamic Transport format information				TCR-053
- RLC Size		Reference to clause 6.10 Parameter Set		TCR-054
- Number of TBs and TTI List		(This IE is repeated for TFI number.)		TCR-055
- Transmission Time Interval		Not Present		TCR-056
- Number of Transport blocks		Reference to clause 6.10 Parameter Set		TCR-057
- CHOICE Logical channel list		All		TCR-058
- Semi-static Transport Format information				TCR-059
- Transmission time interval		Reference to clause 6.10 Parameter Set		TCR-060
- Type of channel coding		Reference to clause 6.10 Parameter Set		TCR-061
- Coding Rate		Reference to clause 6.10 Parameter Set		TCR-062
- Rate matching attribute		Reference to clause 6.10 Parameter Set		TCR-063
- CRC size		Reference to clause 6.10 Parameter Set		TCR-064
- Uplink transport channel type		DCH		TCR-065
- UL Transport channel identity		1		TCR-066
- TFS				TCR-067
- CHOICE Transport channel type		Dedicated transport channels		TCR-068
- Dynamic Transport format information				TCR-069
- RLC Size		Reference to clause 6.10 Parameter Set		TCR-070
- Number of TBs and TTI List		(This IE is repeated for TFI number.)		TCR-071
- Transmission Time Interval		Not Present		TCR-072
- Number of Transport blocks		Reference to clause 6.10 Parameter Set		TCR-073
- CHOICE Logical channel list		All		TCR-074
- Semi-static Transport Format information				TCR-075
- Transmission time interval		Reference to clause 6.10 Parameter Set		TCR-076
- Type of channel coding		Reference to clause 6.10 Parameter Set		TCR-077
- Coding Rate		Reference to clause 6.10 Parameter Set		TCR-078
- Rate matching attribute		Reference to clause 6.10 Parameter Set		TCR-079
- CRC size		Reference to clause 6.10 Parameter Set		TCR-080
Added or Reconfigured UL TrCH information	A3	(DCH for DTCH)		TCR-081
- Uplink transport channel type		DCH		TCR-082
- UL Transport channel identity		1		TCR-083
- TFS				TCR-084
- CHOICE Transport channel type		Dedicated transport channels		TCR-085
- Dynamic Transport format				TCR-086

Information Element	Condition	Value/remark	Version	Index
information				
- RLC Size		Reference to clause 6.10 Parameter Set		TCR-087
- Number of TBs and TTI List		(This IE is repeated for TFI number.)		TCR-088
- Transmission Time Interval		Not Present		TCR-089
- Number of Transport blocks		Reference to clause 6.10 Parameter Set		TCR-090
- CHOICE Logical channel list		All		TCR-091
- Semi-static Transport Format				TCR-092
information				
- Transmission time interval		Reference to clause 6.10 Parameter Set		TCR-093
- Type of channel coding		Reference to clause 6.10 Parameter Set		TCR-094
- Coding Rate		Reference to clause 6.10 Parameter Set		TCR-095
- Rate matching attribute		Reference to clause 6.10 Parameter Set		TCR-096
- CRC size		Reference to clause 6.10 Parameter Set		TCR-097
CHOICE <i>mode</i>	A1,A2,A3,A4,A5,A6	Not Present		TCR-098
DL Transport channel information common for all transport channel	A1, A2, A5,A6	Not Present		TCR-099
DL Transport channel information common for all transport channel	A3,A4			TCR-100
- SCCPCH TFCS		Not Present		TCR-101
- CHOICE mode		FDD		TCR-102
- CHOICE DL parameters		Explicit		TCR-103
- DL DCH TFCS				TCR-104
- CHOICE TFCI Signalling		Normal		TCR-105
- TFCI Field 1 Information				TCR-106
- CHOICE TFCS representation		Complete reconfiguration		TCR-107
- TFCS complete reconfigure				TCR-108
- CHOICE CTFC Size		Number of bits used must be enough to cover all combinations of CTFC from clause 6.10.2.4 Parameter Set.		TCR-109
- CTFC information		This IE is repeated for TFC numbers and reference to clause 6.10.2.4		TCR-110
- CTFC		Reference to clause 6.10.2.4 Parameter Set		TCR-111
- Power offset information		Not Present		TCR-112
Added or Reconfigured DL TrCH information	A1, A2, A5, A6	Not Present		TCR-113
Added or Reconfigured DL TrCH information	A4	2 TrCHs(DCH for DCCH and DCH for DTCH)		TCR-114
- Downlink transport channel type		DCH		TCR-115
- DL Transport channel identity		10		TCR-116
- CHOICE DL parameters		Same as UL		TCR-117
- Uplink transport channel type		DCH		TCR-118
- UL TrCH identity		5		TCR-119
- DCH quality target				TCR-120
- BLER Quality value		Not Present		TCR-121
- Downlink transport channel type		DCH		TCR-122
- DL Transport channel identity		6		TCR-123
- CHOICE DL parameters		Explicit		TCR-124
- TFS		Except for RAB with the symmetric DL and UL rate: Same as UL		TCR-125
- CHOICE Transport channel type		Dedicated transport channel		TCR-126
- Dynamic transport format				TCR-127
information				
- RLC Size		Reference to clause 6.10 Parameter Set		TCR-128
- Number of TBs and TTI List		(This IE is repeated for TFI number.)		TCR-129
- Dynamic transport format				TCR-130
information				
- Transmission Time Interval		Not Present		TCR-131
- Number of Transport blocks		Reference to clause 6.10 Parameter Set		TCR-132
- Semi-static Transport Format				TCR-133
information				
- Transmission time interval		Reference to clause 6.10 Parameter Set		TCR-134
- Type of channel coding		Reference to clause 6.10 Parameter Set		TCR-135
- Coding Rate		Reference to clause 6.10 Parameter Set		TCR-136
- Rate matching attribute		Reference to clause 6.10 Parameter Set		TCR-137

Information Element	Condition	Value/remark	Version	Index
- CRC size		Reference to clause 6.10 Parameter Set		TCR-138
- DCH quality target				TCR-139
- BLER Quality value		-20 (-2.0)		TCR-140
Added or Reconfigured DL TrCH information	A3			TCR-141
- Downlink transport channel type		DCH		TCR-142
- DL Transport channel identity		6		TCR-143
- CHOICE DL parameters		Explicit		TCR-144
		Except for RAB with the symmetric DL and UL rate: Same as UL		
- TFS				TCR-145
- CHOICE Transport channel type		Dedicated transport channel		TCR-146
- Dynamic transport format information				TCR-147
- RLC Size		Reference to clause 6.10 Parameter Set		TCR-148
- Number of TBs and TTI List		(This IE is repeated for TFI number.)		TCR-149
- Dynamic transport format information				TCR-150
- Transmission Time Interval		Not Present		TCR-151
- Number of Transport blocks		Reference to clause 6.10 Parameter Set		TCR-152
- Semi-static Transport Format information				TCR-153
- Transmission time interval		Reference to clause 6.10 Parameter Set		TCR-154
- Type of channel coding		Reference to clause 6.10 Parameter Set		TCR-155
- Coding Rate		Reference to clause 6.10 Parameter Set		TCR-156
- Rate matching attribute		Reference to clause 6.10 Parameter Set		TCR-157
- CRC size		Reference to clause 6.10 Parameter Set		TCR-158
- DCH quality target				TCR-159
- BLER Quality value		-20 (-2.0)		TCR-160
Frequency info	A1,A2,A3,A4,A5			TCR-161
- UARFCN uplink (Nu)		Not present		TCR-162
		Absence of this IE is equivalent to applying the default duplex distance defined for the operating frequency according to 3GPP TS 25.101 [11]		
- UARFCN downlink (Nd)		Reference to clause 5.1 Test frequencies		TCR-163
Frequency info	A6	Not Present		TCR-164
DTX-DRX timing information		Not Present	Rel-7	TCR-165
DTX-DRX Information		Not Present	Rel-7	TCR-166
HS-SCCH less Information		Not Present	Rel-7	TCR-167
MIMO parameters		Not Present	Rel-7	TCR-168
Maximum allowed UL TX power	A1, A2, A3, A4, A5, A6	33dBm		TCR-169
CHOICE <i>channel requirement</i>	A5, A6	Not Present		TCR-170
CHOICE channel requirement	A1, A2, A3, A4	Uplink DPCH info		TCR-171
-Uplink DPCH power control info				TCR-172
- DPCCH power offset		-40 (-80dB)		TCR-173
- PC Preamble		1 frame		TCR-174
- SRB delay		7 frames		TCR-175
- Power Control Algorithm		Algorithm1		TCR-176
- TPC step size		0 (1dB)		TCR-177
- Δ_{ACK}		Not Present	Rel-5	TCR-178
- Δ_{NACK}		Not Present	Rel-5	TCR-179
- Ack-Nack repetition factor		Not Present	Rel-5	TCR-180
- Scrambling code type		Long		TCR-181
- Scrambling code number		0 (0 to 16777215)		TCR-182
- Number of DPDCH		Not Present(1)		TCR-183
- spreading factor		Reference to clause 6.10 Parameter Set		TCR-184
- TFCI existence		Reference to clause 6.10 Parameter Set		TCR-185
- Number of FBI bit		Reference to clause 6.10 Parameter Set		TCR-186
- Number of TPC bits		Not Present	Rel-7	TCR-187
- Puncturing Limit		Reference to clause 6.10 Parameter Set		TCR-188
E-DCH Info		Not Present	Rel-6	TCR-189
CHOICE Mode	A1, A2, A3, A4, A5, A6	FDD	R99 and Rel-4 only	TCR-190
- Downlink PDSCH information		Not Present	R99 and Rel-	TCR-191

Information Element	Condition	Value/remark	Version	Index
Downlink HS-PDSCH Information	A1, A2, A3, A4, A5, A6	Not Present	4 only Rel-5	TCR-192
Downlink information common for all radio links	A5, A6	Not Present		TCR-193
Downlink information common for all radio links	A1, A2, A3			TCR-194
- Downlink DPCH info common for all RL				TCR-195
- Timing indicator		Maintain		TCR-196
- CFN-targetSFN frame offset		Not Present		TCR-197
- Downlink DPCH power control information				TCR-198
- DPC mode		0 (single)		TCR-199
- CHOICE mode		FDD		TCR-200
- Power offset $P_{\text{Pilot-DPCH}}$		0		TCR-201
- DL rate matching restriction information		Not Present		TCR-202
- Spreading factor		Reference to clause 6.10 Parameter Set		TCR-203
- Fixed or Flexible Position		Reference to clause 6.10 Parameter Set		TCR-204
- TFCI existence		Reference to clause 6.10 Parameter Set		TCR-205
- CHOICE SF		Reference to clause 6.10 Parameter Set		TCR-206
- DPCH compressed mode info		Not Present		TCR-207
- TX Diversity mode		None		TCR-208
- SSDT information		Not Present	R99 and Rel-4 only	TCR-209
- Default DPCH Offset Value		Not Present		TCR-210
- MAC-hs reset indicator		Not Present	Rel-5	TCR-211
Downlink information common for all radio links	A4			TCR-212
- Downlink DPCH info common for all RL				TCR-213
- Timing indicator		Initialize		TCR-214
- CFN-targetSFN frame offset		Not Present		TCR-215
- Downlink DPCH power control information				TCR-216
- DPC mode		0 (single)		TCR-217
- CHOICE mode		FDD		TCR-218
- Power offset $P_{\text{Pilot-DPCH}}$		0		TCR-219
- DL rate matching restriction information		Not Present		TCR-220
- Spreading factor		Reference to clause 6.10 Parameter Set		TCR-221
- Fixed or Flexible Position		Reference to clause 6.10 Parameter Set		TCR-222
- TFCI existence		Reference to clause 6.10 Parameter Set		TCR-223
- CHOICE SF		Reference to clause 6.10 Parameter Set		TCR-224
- DPCH compressed mode info		Not Present		TCR-225
- TX Diversity mode		None		TCR-226
- SSDT information		Not Present	R99 and Rel-4 only	TCR-227
- Default DPCH Offset Value		Arbitrary set to value 0..306688 by step of 512		TCR-228
- MAC-hs reset indicator		Not Present	Rel-5	TCR-229
Downlink information for each radio link list	A1, A2, A3			TCR-230
- Downlink information for each radio links				TCR-231
- CHOICE mode		FDD		TCR-232
- Primary CPICH info				TCR-233
- Primary scrambling code		Ref. to the Default setting in clause 6.1 (FDD)		TCR-234
- PDSCH with SHO DCH info		Not Present	R99 and Rel-4 only	TCR-235
- PDSCH code mapping		Not Present	R99 and Rel-4 only	TCR-236
- Serving HS-DSCH radio link indicator		FALSE	Rel-5	TCR-237
- Serving E-DCH radio link indicator		FALSE	Rel-6	TCR-238

Information Element	Condition	Value/remark	Version	Index
<ul style="list-style-type: none"> - Downlink DPCH info for each RL - Primary CPICH usage for channel estimation - DPCH frame offset - Power offset $P_{\text{Pilot-DPCH}}$ - Secondary CPICH info - DL channelisation code - Secondary scrambling code - Spreading factor - Code number - Scrambling code change 		Primary CPICH may be used		TCR-239 TCR-240
		Set to value Default DPCH Offset Value (as currently stored in SS) mod 38 400		TCR-241
		0		TCR-242
		Not Present		TCR-243
		4		TCR-244 TCR-245
		Reference to clause 6.10 Parameter Set		TCR-246
		0		TCR-247
		Set to value Default1: No code change (if the UE has a compressed mode pattern sequence configured in variable TGPS_IDENTITY or included in the message including IE "Downlink DPCH info for each RL", which is using compressed mode method "SF/2")		TCR-248
		Set to value Default2: OMIT (otherwise)		
		0		TCR-249
		Not Present	R99 and Rel-4 only	TCR-250
		Not Present		TCR-251
		Not Present	Rel-6	TCR-252
		Not Present	Rel-6	TCR-253
Not Present	Rel-6	TCR-254		
- SCCPCH information for FACH		Not Present	R99 and Rel-4 only	TCR-255
Downlink information for each radio link list	A4			TCR-256
- Downlink information for each radio link				TCR-257
- CHOICE mode		FDD		TCR-258
- Primary CPICH info				TCR-259
- Primary scrambling code		Ref. to the Default setting in clause 6.1 (FDD)		TCR-260
- PDSCH with SHO DCH info		Not Present	R99 and Rel-4 only	TCR-261
- PDSCH code mapping		Not Present	R99 and Rel-4 only	TCR-262
- Serving HS-DSCH radio link indicator		FALSE	Rel-5	TCR-263
- Serving E-DCH radio link indicator		FALSE	Rel-6	TCR-264
- Downlink DPCH info for each RL				TCR-265
- Primary CPICH usage for channel estimation		Primary CPICH may be used		TCR-266
- DPCH frame offset		Set to value: Default DPCH Offset Value mod 38 400		TCR-267
0				TCR-268
Not Present				TCR-269
4				TCR-270
Reference to clause 6.10 Parameter Set				TCR-271
0				TCR-272
Set to value Default1: No code change (if the UE has a compressed mode pattern sequence configured in variable TGPS_IDENTITY or included in the message including IE "Downlink DPCH info for each RL", which is using compressed mode method "SF/2")				TCR-273
Set to value Default2: OMIT (otherwise)				TCR-274
0				TCR-275
Not Present	R99 and Rel-4 only			TCR-276
Not Present				TCR-277
Not Present	Rel-6			TCR-278
Not Present	Rel-6			TCR-279

Information Element	Condition	Value/remark	Version	Index
- E-RGCH Information	A5	Not Present	Rel-6	TCR-280
- SCCPCH information for FACH		Not Present	R99 and Rel-4 only	TCR-281
- Downlink information for each radio link		FDD		TCR-282
- Choice mode		Ref. to the Default setting in clause 6.1 (FDD)		TCR-283
- Primary CPICH info		Not Present		TCR-284
- Primary scrambling code		Not Present		TCR-285
- PDSCH with SHO DCH info		Not Present	R99 and Rel-4 only	TCR-286
- PDSCH code mapping		Not Present	R99 and Rel-4 only	TCR-287
- Serving HS-DSCH radio link indicator		FALSE	Rel-5	TCR-288
- Serving E-DCH radio link indicator		FALSE	Rel-6	TCR-289
- Downlink DPCH info for each RL		Not present		TCR-290
- E-AGCH Info		Not Present	Rel-6	TCR-291
- E-HICH Information		Not Present	Rel-6	TCR-292
- E-RGCH Information		Not Present	Rel-6	TCR-293
- SCCPCH information for FACH	Not Present	R99 and Rel-4 only	TCR-294	
- Downlink information for each radio link	A6	Not Present		TCR-295
MBMS PL Service Restriction Information	A1, A2, A3, A4, A5, A6	Not Present	Rel-6	TCR-296

Condition	Explanation
A1	This IE need for "Non speech in CS"
A2	This IE need for "Speech in CS"
A3	This IE need for "Packet to CELL_DCH from CELL_DCH in PS"
A4	This IE need for "Packet to CELL_DCH from CELL_FACH in PS"
A5	This IE need for "Packet to CELL_FACH from CELL_DCH in PS"
A6	This IE need for "Packet to CELL_FACH from CELL_FACH in PS"

Contents of TRANSPORT CHANNEL RECONFIGURATION COMPLETE message: AM

Information Element	Value/remark
Message Type	Checked to see if the value is identical to the same IE in the downlink TRANSPORT CHANNEL RECONFIGURATION message
RRC transaction identifier	
Integrity check info	This IE is checked to see if it is present. The value is compared against the XMAC-I value computed by SS. The first/ leftmost bit of the bit string contains the most significant bit of the MAC-I.
- Message authentication code	
- RRC Message sequence number	
Uplink integrity protection activation info	Not checked
CHOICE mode	FDD
Deferred measurement control reading	Not present for Rel-7 or later, otherwise Not checked
COUNT-C activation time	Not checked
Radio bearer uplink ciphering activation time info	Not checked
Uplink counter synchronization info	Not present

Contents of TRANSPORT CHANNEL RECONFIGURATION FAILURE message: AM

Information Element	Value/remark
Message Type	Checked to see if it is set to identical value of the same IE in the downlink TRANSPORT CHANNEL RECONFIGURATION message.
RRC transaction identifier	
Integrity check info	This IE is checked to see if it is present. The value is compared against the XMAC-I value computed by SS. The first/ leftmost bit of the bit string contains the most significant bit of the MAC-I.
- Message authentication code	

- RRC Message sequence number	This IE is checked to see if it is present. The value is used by SS to compute the XMAC-I value.
Failure cause	Checked to see if it meets test requirement

Contents of TRANSPORT FORMAT COMBINATION CONTROL message: AM or UM (in CELL_DCH)

Information Element	Value/remark
Message Type	
RRC transaction identifier	Arbitrarily selects an integer between 0 and 3
Integrity check info	
- Message authentication code	SS calculates the value of MAC-I for this message and writes to this IE. The first/ leftmost bit of the bit string contains the most significant bit of the MAC-I.
- RRC Message sequence number	SS provides the value of this IE, from its internal counter.
CHOICE mode	FDD
DPCH/PUSCH TFCS in Uplink	
- CHOICE <i>Subset representation</i>	Allowed transport format combination list
- Allowed Transport format combination	0 (The TFC is constructed from ALL TF0)
Activation time for TFC subset	Not Present
TFC Control duration	Not Present

Contents of TRANSPORT FORMAT COMBINATION CONTROL FAILURE message: AM

Information Element	Value/remark
Message Type	
RRC transaction identifier	Checked to see if it is set to identical value of the same IE in the downlink TRANSPORT CHANNEL RECONFIGURATION message.
Integrity check info	
- Message authentication code	This IE is checked to see if it is present. The value is compared against the XMAC-I value computed by SS. The first/ leftmost bit of the bit string contains the most significant bit of the MAC-I.
- RRC Message sequence number	This IE is checked to see if it is present. The value is used by SS to compute the XMAC-I value.
Failure cause	Checked to see if it meets test requirement

Contents of UE CAPABILITY ENQUIRY message: AM or UM

Information Element	Value/remark
Message Type	
RRC transaction identifier	Arbitrarily selects an integer between 0 and 3
Integrity check info	
- Message authentication code	SS calculates the value of MAC-I for this message and writes to this IE. The first/ leftmost bit of the bit string contains the most significant bit of the MAC-I.
- RRC Message sequence number	SS provides the value of this IE, from its internal counter.
Capability update requirement	
- UE radio access FDD capability update requirement	TRUE
- UE radio access TDD capability update requirement	FALSE
- System specific capability update requirement list	Not Present

Contents of UE CAPABILITY INFORMATION message: AM

Information Element	Value/remark
Message Type	
RRC transaction identifier	Checked to see if the value is identical to the same IE in the downlink UE CAPABILITY ENQUIRY message.
Integrity check info	
- Message authentication code	This IE is checked to see if it is present. The value is compared against the XMAC-I value computed by SS. The first/ leftmost bit of the bit string contains the most significant bit of the MAC-I.

Information Element	Value/remark
- RRC Message sequence number	This IE is checked to see if it is present. The value is used by SS to compute the XMAC-I value. Value will be checked. Stated capability must be compatible with 3GPP TS 34.123-2 [3] (ICS statements) and the user settings
UE radio access capability	
- Access stratum release indicator	Value will be checked. Stated capability must be compatible with 3GPP TS 34.123-2 [3] (ICS statements) and the user settings
- PDCP Capability	
- RLC Capability	
- Transport channel capability	
- RF Capability FDD	
- RF Capability TDD	
- Physical channel capability	
- UE multi-mode/multi-RAT capability	
- Security Capability	Value will be checked. Stated capability must be compatible with 3GPP TS 34.123-2 [3] (ICS statements) and the user settings
- UE positioning Capability	
- Measurement capability	Not Checked
UE radio access capability extension	
UE system specific capability	

Contents of UE CAPABILITY INFORMATION CONFIRM message: AM or UM

Information Element	Value/remark
Message Type	Set to the same value as received in the UE CAPABILITY INFORMATION message.
RRC transaction identifier	
Integrity check info	SS calculates the value of MAC-I for this message and writes to this IE. The first/ leftmost bit of the bit string contains the most significant bit of the MAC-I. SS provides the value of this IE, from its internal counter.
- Message authentication code	
- RRC Message sequence number	

Contents of UE INFORMATION REQUEST: AM

Information Element	Condition	Value/remark	Version
Message Type		Arbitrarily selects an integer between 0 and 3	Rel-10
RRC transaction identifier			Rel-10
Integrity check info		SS calculates the value of MAC-I for this message and writes to this IE. The first/ leftmost bit of the bit string contains the most significant bit of the MAC-I. SS provides the value of this IE, from its internal counter.	Rel-10
- message authentication code			
- RRC message sequence number			
Logged Measurements Report Request	A1	Not Present	Rel-10
Logged ANR Report Request	A1	TRUE	Rel-10

Condition	Explanation	Version
A1	Configuring of IE for requesting Logged ANR Report	Rel-10

Contents of UE INFORMATION RESPONSE: AM

Information Element	Value/remark	Version
Message Type	Arbitrarily selects an integer between 0 and 3	Rel-10
RRC transaction identifier		Rel-10
Integrity check info	SS calculates the value of MAC-I for this message and writes to this IE. The first/ leftmost bit of the bit string contains the most significant bit of the MAC-I. SS provides the value of this IE, from its internal counter.	Rel-10
- message authentication code		
- RRC message sequence number		
Logged Meas Report	Not Checked	Rel-10

Information Element	Value/remark	Version
Logged ANR Report Info	Not Checked	Rel-10

Contents of URA UPDATE message: TM

Information Element	Value/remark
Message Type	
U-RNTI	
- SRNC identity	0000 0000 0001B
- S-RNTI	0000 0000 0000 0000 0001B
RRC transaction identifier	Checked to see if it is absent
Integrity check info	
- Message authentication code	This IE is checked to see if it is present. The value is compared against the XMAC-I value computed by SS. The first/ leftmost bit of the bit string contains the most significant bit of the MAC-I.
- RRC Message sequence number	This IE is checked to see if it is present. The value is used by SS to compute the XMAC-I value.
URA update cause	See the test content
Protocol error indicator	Checked to see if it is absent or set to 'FALSE'
HS-PDSCH in CELL_PCH and URA_PCH	Not checked
HS-PDSCH in CELL_FACH	Not checked
Protocol error information	Checked to see if it is absent

Contents of URA UPDATE CONFIRM message: UM

Information Element	Value/remark	Version
Message Type		
U-RNTI	If this message is sent on CCCH, use the following values. Else, this IE is absent.	
- SRNC identity	0000 0000 0001B	
- S-RNTI	0000 0000 0000 0000 0001B	
RRC transaction identifier	Arbitrarily selects and integer between 0 and 3	
Integrity check info		
- message authentication code	SS calculates the value of MAC-I for this message and writes to this IE. The first/ leftmost bit of the bit string contains the most significant bit of the MAC-I.	
- RRC message sequence number	SS provides the value of this IE, from its internal counter.	
Integrity protection mode info	Not Present	
Ciphering mode info	Not Present	
New U-RNTI	Not Present	
New C-RNTI	Not Present	
RRC state indicator	URA_PCH	
UTRAN DRX cycle length coefficient	3	
CN information info	Not Present	
URA identity	Not Present	
RNC support for change of UE capability	Not Present	
Downlink counter synchronization info	Not Present	
Logged Meas Available	Not Present	Rel-10
ANR Logging Results Available	Not Present	Rel-10

Contents of UPLINK DIRECT TRANSFER message: AM

Information Element	Value/remark
Message Type	
Integrity check info	
- Message authentication code	This IE is checked to see if it is present. The value is compared against the XMAC-I value computed by SS. The first/ leftmost bit of the bit string contains the most significant bit of the MAC-I.
- RRC Message sequence number	This IE is checked to see if it is present. The value is used by SS to compute the XMAC-I value.
CN domain identity	Checked to see if set to a CN domain for which a signalling connection exists

NAS message	Set according to that indicated in specific message content clause
Measured results on RACH	Not checked

Contents of UTRAN MOBILITY INFORMATION message: AM or UM

Information Element	Value/remark
Message Type	
Integrity check info	
- message authentication code	SS calculates the value of MAC-I for this message and writes to this IE. The first/ leftmost bit of the bit string contains the most significant bit of the MAC-I.
- RRC message sequence number	SS provides the value of this IE, from its internal counter.
RRC transaction identifier	Arbitrarily selects an integer between 0 and 3
Integrity protection mode info	Not Present
Ciphering mode info	Not Present
New U-RNTI	See the test content
New C-RNTI	See the test content
New H-RNTI	Not Present
UE Timers and constants in connected mode	
- T301	2 000 milliseconds
- N301	2
- T302	4 000 milliseconds
- N302	3
- T304	1 000 milliseconds
- N304	3
- T305	60 minutes
- T307	50 seconds
- T308	320 milliseconds
- T309	8 seconds
- T310	320 milliseconds
- N310	5
- T311	500 milliseconds
- T312	5 seconds
- N312	200
- T313	10 seconds
- N313	200
- T314	20 seconds
- T315	30 seconds
- N315	200
- T316	50 seconds
- T317	1 800 seconds
CN information info	Not Present
URA identity	Not present
RNC support for change of UE capability	Not Present
Downlink counter synchronization info	Not Present

Contents of UTRAN MOBILITY INFORMATION CONFIRM message: AM

Information Element	Value/remark
Message Type	
RRC transaction identifier	Checked to see if it matches the value of the same IE in downlink UTRAN MOBILITY INFORMATION message
Integrity check info	
- Message authentication code	This IE is checked to see if it is present. The value is compared against the XMAC-I value computed by SS. The first/ leftmost bit of the bit string contains the most significant bit of the MAC-I.
- RRC Message sequence number	This IE is checked to see if it is present. The value is used by SS to compute the XMAC-I value.
Uplink integrity protection activation info	Not checked
Deferred measurement control reading	Not Present for Rel-7 or later, otherwise Not checked
COUNT-C activation time	Not checked
Radio bearer uplink ciphering activation time info	Not checked
Uplink counter synchronization info	Not present

Contents of UTRAN MOBILITY INFORMATION FAILURE message: AM

Information Element	Value/remark
Message Type	
RRC transaction identifier	Checked to see if it matches the value of the same IE in downlink UTRAN MOBILITY INFORMATION message
Integrity check info	
- Message authentication code	This IE is checked to see if it is present. The value is compared against the XMAC-I value computed by SS. The first/ leftmost bit of the bit string contains the most significant bit of the MAC-I.
- RRC Message sequence number	This IE is checked to see if it is present. The value is used by SS to compute the XMAC-I value.
Failure Cause	Checked to see if it meets test requirement

9.1.2 Default Message Contents for Signalling (TDD)

Contents of RRC STATUS message: AM

Information Element	Value/remark
Message Type	
Integrity check info	
- Message authentication code	This IE is checked to see if it is present. The value is compared against the XMAC-I value computed by SS. The first/ leftmost bit of the bit string contains the most significant bit of the MAC-I.
- RRC Message sequence number	This IE is checked to see if it is present. The value is used by SS to compute the XMAC-I value.
Identification of received message	Not checked
Protocol error information	
- Protocol error cause	Refer to test requirement.

Contents of SECURITY MODE FAILURE message: AM

Information Element	Value/remark
Message Type	
UE information elements	
RRC transaction identifier	The value of this IE is checked to see that it matches the value of the same IE transmitted in the downlink SECURITY MODE COMMAND message.
Integrity check info	
- Message authentication code	This IE is checked to see if it is present. The value is compared against the XMAC-I value computed by SS. The first/ leftmost bit of the bit string contains the most significant bit of the MAC-I.
- RRC Message sequence number	This IE is checked to see if it is present. The value is used by SS to compute the XMAC-I value.
Failure cause	Refer to test requirement.

Contents of URA UPDATE message: TM

Information Element	Value/remark
Message Type	
U-RNTI	Checked to see if it is set to the following values
- SRNC identity	0000 0000 0001B
- S-RNTI	0000 0000 0000 0000 0001B
RRC transaction identifier	Checked to see if it is absent
Integrity check info	
- Message authentication code	This IE is checked to see if it is present. The value is compared against the XMAC-I value computed by SS. The first/ leftmost bit of the bit string contains the most significant bit of the MAC-I.
- RRC Message sequence number	This IE is checked to see if it is present. The value is used by SS to compute the XMAC-I value.
URA update cause	See the test content
Protocol error indicator	Checked to see if it is absent or set to 'FALSE'
Protocol error information	Checked to see if it is absent

Contents of URA UPDATE CONFIRM message: UM

Information Element	Value/remark
Message Type	
U-RNTI	If this message is sent on CCCH, use the following values. Else, this IE is absent.
- SRNC identity	0000 0000 0001B
- S-RNTI	0000 0000 0000 0000 0001B
RRC transaction identifier	Arbitrarily selects an integer between 0 and 3
Integrity check info	
- Message authentication code	Set to MAC-I value computed by the SS. The first/ leftmost bit of the bit string contains the most significant bit of the MAC-I.
- RRC Message Sequence Number	Set to an arbitrarily selected integer between 0 and 15

Information Element	Value/remark
Integrity protection mode info	Not present
Ciphering mode info	Not present
New U-RNTI	Not present
New C-RNTI	Not present
RRC State Indicator	URA_PCH
UTRAN DRX cycle length coefficient	3
CN Information info	Not present
URA identity	See the test content
Downlink counter synchronization info	Not present

Contents of UPLINK DIRECT TRANSFER message: AM

Information Element	Value/remark
Message Type	
Integrity check info	
- Message authentication code	This IE is checked to see if it is present. The value is compared against the XMAC-I value computed by SS. The first/ leftmost bit of the bit string contains the most significant bit of the MAC-I.
- RRC Message sequence number	This IE is checked to see if it is present. The value is used by SS to compute the XMAC-I value.
CN domain identity	Checked to see if set to a CN domain for which a signalling connection exists
NAS message	Set according to that indicated in specific message content for each test case
Measured results on RACH	Not checked

Contents of UTRAN MOBILITY INFORMATION message: AM or UM

Information Element	Value/remark
Message Type	
Integrity check info	
- Message authentication code	Set to MAC-I value computed by the SS. The first/ leftmost bit of the bit string contains the most significant bit of the MAC-I.
- RRC Message Sequence Number	Set to an arbitrarily selected integer between 0 and 15
RRC transaction identifier	Arbitrarily selects and integer between 0 and 3
Integrity protection mode info	Not present
Ciphering mode info	Not present
New U-RNTI	See the test content
New C-RNTI	See the test content
UE Timers and constants in connected mode	
- T301	2 000 milliseconds
- N301	2
- T302	4 000 milliseconds
- N302	3
- T304	1 000 milliseconds
- N304	3
- T305	60 minutes
- T307	50 seconds
- T308	320 milliseconds
- T309	8 seconds
- T310	320 milliseconds
- N310	5
- T311	500 milliseconds
- T312	5 seconds
- N312	200
- T313	10 seconds
- N313	200
- T314	20 seconds
- T315	30 seconds
- N315	200
- T316	50 seconds
- T317	1 800 seconds
CN Information info	Not present

Information Element	Value/remark
URA identity	Not present
Downlink counter synchronization info	Not present

Contents of UTRAN MOBILITY INFORMATION CONFIRM message: AM

Information Element	Value/remark
Message Type	
RRC transaction identifier	Checked to see if it matches the value of the same IE in downlink UTRAN MOBILITY INFORMATION message
Integrity check info	
- Message authentication code	This IE is checked to see if it is present. The value is compared against the XMAC-I value computed by SS. The first/ leftmost bit of the bit string contains the most significant bit of the MAC-I.
- RRC Message sequence number	This IE is checked to see if it is present. The value is used by SS to compute the XMAC-I value.
Uplink integrity protection activation info	Not checked
COUNT-C activation time	Not checked
Radio bearer uplink ciphering activation time info	Not checked
Uplink counter synchronization info	Not checked

Contents of UTRAN MOBILITY INFORMATION FAILURE message: AM

Information Element	Value/remark
Message Type	
RRC transaction identifier	Checked to see if it matches the value of the same IE in downlink UTRAN MOBILITY INFORMATION message
Integrity check info	
- Message authentication code	This IE is checked to see if it is present. The value is compared against the XMAC-I value computed by SS. The first/ leftmost bit of the bit string contains the most significant bit of the MAC-I.
- RRC Message sequence number	This IE is checked to see if it is present. The value is used by SS to compute the XMAC-I value.
Failure Cause	Checked to see if it meets test requirement

Contents of UE CAPABILITY ENQUIRY message

Information Element	Value/remark
Message Type	UE CAPABILITY ENQUIRY
Integrity check info	Not Present
- Message authentication code	If present, SS calculates the value of MAC-I for this message and writes to this IE. The first/ leftmost bit of the bit string contains the most significant bit of the MAC-I.
- RRC Message sequence number	If present, SS provides the value of this IE, from its internal counter.
RRC transaction identifier	Arbitrarily selects an integer between 0 and 3
Capability update requirement	
- UE radio access FDD capability update requirement	FALSE
- UE radio access 3.84 Mcps TDD capability update requirement	FALSE
- UE radio access 1.28 Mcps TDD capability update requirement	TRUE
- System specific capability update requirement list	Not Present

Contents of UE CAPABILITY INFORMATION message (1.28 Mpcs TDD)

Information Element	Value/remark
Message Type	UE CAPABILITY INFORMATION
Integrity check info	Not Present
- Message authentication code	If present, SS calculates the value of MAC-I for this message

Information Element	Value/remark
- RRC Message sequence number	and writes to this IE. The first/ leftmost bit of the bit string contains the most significant bit of the MAC-I.
RRC transaction identifier	If present, SS provides the value of this IE, from its internal counter. Checked to see if the value is identical to the same IE in the downlink UE CAPABILITY ENQUIRY message.
UE radio access capability	Present
- Access stratum release indicator	Rel-5
- DL capability with simultaneous HS-DSCH configuration	Not Present
- PDCP capability	
- Support for lossless SRNS relocation	TRUE
- Support for RFC2507	TRUE
- Max HC context space	512
- Support for RFC3095	FALSE
- RLC capability	
- Total RLC AM buffer size	150
- Maximum RLC AM Window Size	2 047
- Maximum number of AM entities	30
- Transport channel capability	
- Downlink transport channel capability information elements	
- Max number of bits received	640
- Max convolutionally coded bits received	6 400
- Max turbo coded bits received	6 400
- Max number of simultaneous transport channels	8
- Maximum number of simultaneous CCH	1
- Max number of received transport blocks	32
- Max number of TFC	128
- Max number of TF	64
- Turbo decoding supported	TRUE
- Uplink transport channel capability information elements	
- Max number of bits transmitted	6 400
- Max convolutionally coded bits transmitted	6 400
- Max turbo coded bits transmitted	6 400
- Max number of simultaneous transport channels	8
- Max number of simultaneous CCH of DCH	1
- Max number of transmitted transport blocks	16
- max number of TFC	64
- Max number of TF	32
- Turbo coding supported	TRUE
- RF capability FDD	Not Present
- RF capability TDD	Present
- UE power class	1
- Radio frequency bands	a
- Chip rate capability	1.28 Mcps
- Physical channel capability	
-Downlink physical channel capability information	
- FDD physical channel capability	Not Present
- 3.84 Mcps TDD downlink physical channel capability	Not Present
- 1.28 Mcps TDD downlink physical channel capability	Present
- maxTS per subFrame	6
- max physical channel per frame	96
- min. SF	16
- Support of PDSCH	FALSE
- Support of HS-PDSCH	Unsupported
- max. physical channel per TS	16
- Support of 8psk	FALSE
-Uplink physical channel capability information	
- FDD physical channel capability	Not Present
- 3.84 Mcps TDD uplink physical channel capability	Not Present
- 1.28 Mcps TDD uplink physical channel capability	Present
- maxTS per subFrame	6
- max physical channel per timeslot	2

Information Element	Value/remark
- min. SF	16
- Support of PDSCH	FALSE
- max. physical channel per TS	16
- Support of 8psk	FALSE
- UE multi-mode/multi-RAT capability	
- MultiRAT capability List	
- Support of GSM	FALSE
- Support of Multicarrier	TRUE
- MultiMode capability	TDD
- Support of UTRAN to GERAN NACC	FALSE
- Security capability	
- Ciphering algorithm capability	
- UEA0	FALSE
- UEA1	FALSE
- Spare	FALSE
- Integrity protection algorithm	
- UIA1	FALSE
- Spare	FALSE
- UE positioning capability	
- Standalone location method(s) supported	FALSE
- UE based OTDOA supported	FALSE
- Network Assisted GPS support	None
- Support for GPS timing of cell frames measurement	FALSE
- Support for IPDL	FALSE
- Support for RX-TX time difference type2 measurement	FALSE
- Support for Up measurement validity in CELL-PCH and URA-PCH states	FALSE
- Measurement capability	Not Present
UE system specific capability	Not present

Contents of UE CAPABILITY INFORMATION CONFIRM message

Information Element	Value/remark
Message Type	UE CAPABILITY INFORMATION
Integrity check info	Not Present
- Message authentication code	If present, SS calculates the value of MAC-I for this message and writes to this IE. The first/ leftmost bit of the bit string contains the most significant bit of the MAC-I.
- RRC Message sequence number	If present, SS provides the value of this IE, from its internal counter.
RRC transaction identifier	Checked to see if the value is identical to the same IE in the downlink UE CAPABILITY ENQUIRY message.

Contents of TRANSPORT CHANNEL RECONFIGURATION message: AM or UM (3.84 Mcps TDD)

Information Element	Condition	Value/remark	Version	Index
Message Type	A1, A2, A3, A4, A5, A6, A7, A8, A9, A10			TCR3-001
RRC transaction identifier		Arbitrarily selects an integer between 0 and 3		TCR3-002
Integrity check info				TCR3-003
- message authentication code		SS calculates the value of MAC-I for this message and writes to this IE. The first/ leftmost bit of the bit string contains the most significant bit of the MAC-I.		TCR3-004
- RRC message sequence number		SS provides the value of this IE, from its internal counter.		TCR3-005
Integrity protection mode info		Not Present		TCR3-006
Ciphering mode info		Not Present		TCR3-007
Activation time	A1, A2, A3	(256+CFN)-(CFN MOD 8 +		TCR3-008

Information Element	Condition	Value/remark	Version	Index
Activation time	A4, A5, A6, A7, A8, A9, A10	8))MOD 256 Not Present		TCR3-009
New U-RNTI		Not Present		TCR3-010
New C-RNTI	A1, A2, A3, A4, A7, A8, A9, A10	Not Present		TCR3-011
New C-RNTI	A5, A6	'1010 1010 1010 1010'		TCR3-012
New DSCH-RNTI	A1, A2, A3, A4, A5, A6, A7, A8, A9, A10	Not Present		TCR3-013
New H-RNTI	A1, A2, A3, A4, A5, A6, A7, A8, A9, A10	Not Present	Rel-5	TCR3-014
RRC State indicator	A1, A2, A3, A4	CELL_DCH		TCR3-015
RRC State indicator	A5, A6	CELL_FACH		TCR3-016
RRC State indicator	A7, A8	URA_PCH		TCR3-017
RRC State indicator	A9, A10	CELL_PCH		TCR3-018
UTRAN DRX cycle length coefficient	A1, A2, A3, A4,A5,A6	Not Present		TCR3-019
UTRAN DRX cycle length coefficient	A7, A8, A9, A10	3		TCR3-020
CN information info		Not Present		TCR3-021
URA identity		Not Present		TCR3-022
Downlink counter synchronisation info		Not Present		TCR3-023
UL Transport channel information common for all transport channels	A1, A2, A5, A6	Not Present		TCR3-024

Information Element	Condition	Value/remark	Version	Index
UL Transport channel information common for all transport channels	A3, A4			TCR3-025
- PRACH TFCS		Not Present		TCR3-026
- CHOICE mode		TDD		TCR3-027
- Individual UL CCTrCH information				TCR3-028
- UL TFCS Identity				TCR3-029
- TFCS ID		1		TCR3-030
- Shared Channel Indicator		FALSE		TCR3-031
- UL TFCS				TCR3-032
- CHOICE <i>TFCI signalling</i>		Normal		TCR3-033
- TFCI Field 1 Information				TCR3-034
- CHOICE <i>TFCS representation</i>		Complete reconfiguration		TCR3-035
- TFCS complete reconfiguration information				TCR3-036
- CHOICE <i>CTFC Size</i>		Number of bits used must be enough to cover all combinations of CTFC from TS34.108 clause 6.10.3.4 Parameter Set.		TCR3-037
- CTFC information		This IE is repeated for TFC numbers and reference to TS34.108 clause 6. 10.3.4 Parameter Set		TCR3-038
- CTFC		Reference to TS34.108 clause 6. 10.3.4 Parameter Set		TCR3-039
- Power offset information				TCR3-040
- CHOICE Gain Factors		Computed Gain Factors(The last TFC is set to Signalled Gain Factors)		TCR3-041
- Reference TFC ID		0 Integer(0.. 3)		TCR3-042
- CHOICE Gain Factors		Signalled Gain Factors(Not Present if the CHOICE Gain Factors is set to ComputedGain Factors)		TCR3-043
- CHOICE mode		TDD		TCR3-044
- Gain Factor β_d		15		TCR3-045
- Reference TFC ID		0 Integer(0.. 3)		TCR3-046
- CHOICE mode		TDD		TCR3-047
- TFC subset				TCR3-048
- CHOICE Subset representation		Full transport format combination set		TCR3-049
- TFC subset list		Not Present		TCR3-050
Added or Reconfigured TrCH information list	A1, A2, A5, A6	Not Present		TCR3-051

Information Element	Condition	Value/remark	Version	Index
Added or Reconfigured TrCH information list	A4	2 TrCHs(DCH for DCCH and DCH for DTCH)		TCR3-052
- Added or Reconfigured UL TrCH information				TCR3-053
- Uplink transport channel type		DCH		TCR3-054
- UL Transport channel identity		5		TCR3-055
- TFS				TCR3-056
- CHOICE Transport channel type		Dedicated transport channels		TCR3-057
- Dynamic Transport format information				TCR3-058
- RLC Size		Reference to TS34.108 clause 6.10 Parameter Set		TCR3-059
- Number of TBs and TTI List		This IE is repeated for maxTF number		TCR3-060
- Transmission Time Interval		Not Present		TCR3-061
- Number of Transport blocks		Reference to TS34.108 clause 6.10 Parameter Set		TCR3-062
- CHOICE Logical Channel list		All		TCR3-063
- Semi-static Transport Format information				TCR3-064
- Transmission time interval		Reference to TS34.108 clause 6.10 Parameter Set		TCR3-065
- Type of channel coding		Reference to TS34.108 clause 6.10 Parameter Set		TCR3-066
- Coding Rate		Reference to TS34.108 clause 6.10 Parameter Set		TCR3-067
- Rate matching attribute		Reference to TS34.108 clause 6.10 Parameter Set		TCR3-068
- CRC size		Reference to TS34.108 clause 6.10 Parameter Set		TCR3-069
- Uplink transport channel type		DCH		TCR3-070
- UL Transport channel identity		1		TCR3-071
- TFS				TCR3-072
- CHOICE Transport channel type		Dedicated transport channels		TCR3-073
- Dynamic Transport format information				TCR3-074
- RLC Size		Reference to TS34.108 clause 6.10 Parameter Set		TCR3-075
- Number of TBs and TTI List		This IE is repeated for maxTF number		TCR3-076
- Transmission Time Interval		Not Present		TCR3-077
- Number of Transport blocks		Reference to TS34.108 clause 6.10 Parameter Set		TCR3-078
- CHOICE Logical Channel list		All		TCR3-079
- Semi-static Transport Format information				TCR3-080
- Transmission time interval		Reference to TS34.108 clause 6.10 Parameter Set		TCR3-081
- Type of channel coding		Reference to TS34.108 clause 6.10 Parameter Set		TCR3-082
- Coding Rate		Reference to TS34.108 clause 6.10 Parameter Set		TCR3-083
- Rate matching attribute		Reference to TS34.108 clause 6.10 Parameter Set		TCR3-084
- CRC size		Reference to TS34.108 clause 6.10 Parameter Set		TCR3-085
Added or Reconfigured TrCH information list	A3	(DCH for DTCH)		TCR3-086
- Added or Reconfigured UL TrCH information				TCR3-087
- Uplink transport channel type		DCH		TCR3-088
- UL Transport channel identity		1		TCR3-089
- TFS				TCR3-090
- CHOICE Transport channel type		Dedicated transport channels		TCR3-091
- Dynamic Transport format information				TCR3-092
- RLC Size		Reference to TS34.108 clause 6.10 Parameter Set		TCR3-093
- Number of TBs and TTI List	1 to maxTF	(This IE is repeated for TF number.)		TCR3-094
- Transmission Time Interval		Not Present		TCR3-095
- Number of Transport blocks		Reference to TS34.108 clause 6.10 Parameter Set		TCR3-096
- CHOICE Logical Channel list		All		TCR3-097
- Semi-static Transport Format information				TCR3-098

Information Element	Condition	Value/remark	Version	Index
- Transmission time interval		Reference to TS34.108 clause 6.10 Parameter Set		TCR3-099
- Type of channel coding		Reference to TS34.108 clause 6.10 Parameter Set		TCR3-100
- Coding Rate		Reference to TS34.108 clause 6.10 Parameter Set		TCR3-101
- Rate matching attribute		Reference to TS34.108 clause 6.10 Parameter Set		TCR3-102
- CRC size		Reference to TS34.108 clause 6.10 Parameter Set		TCR3-103
CHOICE <i>mode</i>	A1,A2,A3, A4,A5,A6	TDD		TCR3-104
Downlink HS-PDSCH Information			Rel-5	TCR3-105
DL Transport channel information common for all transport channels	A1, A2, A5,A6	Not Present		TCR3-106
DL Transport channel information common for all transport channels	A3,A4			TCR3-107
- SCCPCH TFCS		Not Present		TCR3-108
- CHOICE <i>mode</i>		TDD		TCR3-109
- Individual DL CCTrCH information				TCR3-110
- DL TFCS Identity				TCR3-111
- TFCS ID		2		TCR3-112
- Shared Channel Indicator		FALSE		TCR3-113
- CHOICE DL parameters		Independent		TCR3-114
- DL TFCS				TCR3-115
- CHOICE TFCI Signalling		Normal		TCR3-116
- TFCI Field 1 Information				TCR3-117
- CHOICE TFCS representation		Complete reconfiguration		TCR3-118
- TFCS complete reconfiguration information				TCR3-119
- CHOICE CTFC Size				TCR3-120
- CTFC information		Number of bits used must be enough to cover all combinations of CTFC from clause TS34.108 clause 6. 10.3.4 Parameter Set. This IE is repeated for TFC numbers and reference to TS34.108 clause 6. 10.3.4		TCR3-121
- CTFC		Reference to TS34.108 clause 6. 10.3.4 Parameter Set		TCR3-122
- Power offset information		Not Present		TCR3-123
Added or Reconfigured TrCH information list	A1, A2, A5, A6	Not Present		TCR3-124

Information Element	Condition	Value/remark	Version	Index
Added or Reconfigured TrCH information list	A4	2 TrCHs(DCH for DCCH and DCH for DTCH)		TCR3-125
- Added or Reconfigured DL TrCH information				TCR3-126
- Downlink transport channel type		DCH		TCR3-127
- DL Transport channel identity		10		TCR3-128
- CHOICE DL parameters		Same as UL		TCR3-129
- Uplink transport channel type		DCH		TCR3-130
- UL TrCH identity		5		TCR3-131
- DCH quality target				TCR3-132
- BLER Quality value		-20 (-2.0)		TCR3-133
- Transparent mode signalling info		Not Present		TCR3-134
- Downlink transport channel type		DCH		TCR3-135
- DL Transport channel identity		6		TCR3-136
- CHOICE DL parameters		Explicit		TCR3-137
- TFS				TCR3-138
- CHOICE Transport channel type		Dedicated transport channels		TCR3-139
- Dynamic transport format information				TCR3-140
- RLC Size		Reference to TS34.108 clause 6.10 Parameter Set		TCR3-141
- Number of TBs and TTI List		(This IE is repeated for TF number.)		TCR3-142
- Transmission Time Interval		Not Present		TCR3-143
- Number of Transport blocks		Reference to TS34.108 clause 6.10 Parameter Set		TCR3-144
- Semi-static Transport Format information				TCR3-145
- Transmission time interval		Reference to TS34.108 clause 6.10 Parameter Set		TCR3-146
- Type of channel coding		Reference to TS34.108 clause 6.10 Parameter Set		TCR3-147
- Coding Rate		Reference to TS34.108 clause 6.10 Parameter Set		TCR3-148
- Rate matching attribute		Reference to TS34.108 clause 6.10 Parameter Set		TCR3-149
- CRC size		Reference to TS34.108 clause 6.10 Parameter Set		TCR3-150
- DCH quality target				TCR3-151
- BLER Quality value		-20 (-2.0)		TCR3-152
Added or Reconfigured TrCH information list	A3			TCR3-153
- Added or Reconfigured DL TrCH information				TCR3-154
- Downlink transport channel type		DCH		TCR3-155
- DL Transport channel identity		6		TCR3-156
- CHOICE DL parameters		Explicit		TCR3-157
- TFS				TCR3-158
- CHOICE Transport channel type		Dedicated transport channels		TCR3-159
- Dynamic transport format information				TCR3-160
- RLC Size		Reference to TS34.108 clause 6.10 Parameter Set		TCR3-161
- Number of TBs and TTI List		(This IE is repeated for TF number.)		TCR3-162
- Transmission Time Interval		Not Present		TCR3-163
- Number of Transport blocks		Reference to TS34.108 clause 6.10 Parameter Set		TCR3-164
- Semi-static Transport Format information				TCR3-165
- Transmission time interval		Reference to TS34.108 clause 6.10 Parameter Set		TCR3-166
- Type of channel coding		Reference to TS34.108 clause 6.10 Parameter Set		TCR3-167
- Coding Rate		Reference to TS34.108 clause 6.10 Parameter Set		TCR3-168
- Rate matching attribute		Reference to TS34.108 clause 6.10 Parameter Set		TCR3-169
- CRC size		Reference to TS34.108 clause 6.10 Parameter Set		TCR3-170
- DCH quality target				TCR3-171
- BLER Quality value		-20 (-2.0)		TCR3-172
- Transparent mode signalling info		Not Present		TCR3-173
Frequency info	A1, A2, A3,			TCR3-174

Information Element	Condition	Value/remark	Version	Index
- Choice mode - UARFCN (Nt)	A4, A5	TDD Reference to clause 5.1 Test frequencies		TCR3-175 TCR3-176
Frequency info	A6, A7, A8, A9, A10	Not Present		TCR3-177
Maximum allowed UL TX power		33dBm		TCR3-178
CHOICE <i>channel requirement</i>	A5, A6, A7, A8, A9, A10	Not Present		TCR3-179
CHOICE <i>channel requirement</i> - Uplink DPCH power control info - CHOICE mode - CHOICE TDD option - UL target SIR - CHOICE UL OL PC info - CHOICE TDD option - Individual timeslot interference info - Individual timeslot interference - CHOICE TDD option - Timeslot number - TDD UL interference - Primary CCPCH Tx Power - CHOICE mode - Uplink Timing Advance Control - CHOICE Timing Advance - CHOICE TDD option	A1, A2, A3, A4	Uplink DPCH info TDD 3.84 Mcps TDD 6 Individually Signalled 3.84 Mcps TDD Reference to TS34.108 clause 6.10.3 Parameter Set (for number of TS's) 3.84 Mcps TDD As required by, Reference to TS34.108 clause 6.10.3 Parameter Set As required by, Reference to TS34.108 clause 6.10.3 Parameter Set (if not specified - 60 dBm) 18 Integer(6..43) (-70 dBm Received if pathloss not specified) TDD Enabled 3.84 Mcps TDD	Rel-4 Rel-4 Rel-4 Rel-4	TCR3-180 TCR3-181 TCR3-182 TCR3-183 TCR3-184 TCR3-185 TCR3-186 TCR3-187 TCR3-188 TCR3-189 TCR3-190 TCR3-191 TCR3-192 TCR3-193 TCR3-194 TCR3-195 TCR3-196
- UL CCTrCH List - TFCS ID		1		TCR3-197 TCR3-198
- UL Target SIR		Real (-11 .. 20 by step of 0.5dB) Reference to TS34.108 Parameter set.		TCR3-199
- Time info - Activation time - Duration - Common timeslot info - 2 nd interleaving mode - TFCl coding - Puncturing limit - Repetition period - Repetition length - Uplink DPCH timeslots and code - Dynamic SF usage - First individual timeslot info - Timeslot number - CHOICE TDD option - Timeslot number - TFCl existence - Midamble shift and burst type		(256+CFN-(CFN MOD 8 + 8))MOD 256 Infinite Default value is "Frame" Reference to TS34.108 clause 6 Parameter set Reference to TS34.108 clause 6 Parameter set 1 null FALSE 3.84 Mcps TDD 1 OR 2 OR 3 TRUE		TCR3-200 TCR3-201 TCR3-202 TCR3-203 TCR3-204 TCR3-205 TCR3-206 TCR3-207 TCR3-208 TCR3-209 TCR3-210 TCR3-211 TCR3-212 TCR3-213 TCR3-214 TCR3-215 TCR3-216
- CHOICE TDD option - Midamble allocation mode - Midamble configuration		3.84 Mcps TTD Default midamble 16	Rel-4	TCR3-217 TCR3-218 TCR3-219

Information Element	Condition	Value/remark	Version	Index
<ul style="list-style-type: none"> - Midamble Shift - CHOICE TDD option - First timeslot Code List - channelisation codes - CHOICE more timeslots - UL CCTrCH List to Remove CHOICE Mode	A1, A2, A3, A4, A5, A6, A7, A8, A9, A10	Not Present	Rel-4	TCR3-220
		3.84 Mcps TDD		TCR3-221
		Repeated (1,2) for each channelisation code assigned in the slot to meet the needs of TS34.108 clause 6 Parameter Set. (SF/ i) where i denotes an unassigned code matching the SF specified in TS34.108 clause 6 Parameter Set.		TCR3-223
		No more timeslots		TCR3-224
		Not present		TCR3-225
		TDD		TCR3-226
		No data		TCR3-227
		Not Present		TCR3-228
		Downlink PDSCH information		TCR3-229
		Downlink HS-PDSCH Information		TCR3-228
Downlink information common for all radio links <ul style="list-style-type: none"> - Downlink DPCH info common for all RL - Timing indication - CFN-targetSFN frame offset - Downlink DPCH power control information 	A1, A2, A3, A4, A5, A6, A7, A8, A9, A10	Maintain		TCR3-229
		Not Present		TCR3-230
				TCR3-231
				TCR3-232
				TCR3-233
				TCR3-234
				TCR3-235
				TCR3-236
				TCR3-237
				TCR3-238
<ul style="list-style-type: none"> - CHOICE mode - TPC Step Size - MAC-d HFN initial value - CHOICE mode - CHOICE mode - CHOICE TDD option - Default DPCH Offset Value Downlink information common for all radio links <ul style="list-style-type: none"> - Downlink DPCH info common for all RL - Timing indication - CFN-targetSFN frame offset - Downlink DPCH power control information - CHOICE mode - TPC Step Size - MAC-d HFN initial value - CHOICE mode - CHOICE mode - CHOICE TDD option - Default DPCH Offset Value 	A4	TDD	Rel-4	TCR3-234
		1		TCR3-235
		Not Present		TCR3-236
		TDD		TCR3-237
		TDD		TCR3-238
		3.84 Mcps TDD		TCR3-239
		Not Present		TCR3-240
				TCR3-241
		Initialise		TCR3-242
		Not Present		TCR3-243
	TCR3-244			
	TCR3-245			
	TCR3-246			
	TCR3-247			
	TCR3-248			
	TCR3-249			
	TCR3-250			
	TCR3-251			
	TCR3-252			
<ul style="list-style-type: none"> - CHOICE mode - Default DPCH Offset Value Downlink information common for all radio links	A5, A6, A7, A8, A9, A10	TDD		TCR3-253
		0 Integer(0..7)		TCR3-254
		Not Present		TCR3-255
				TCR3-256
				TCR3-257
				TCR3-258
				TCR3-259
				TCR3-260
				TCR3-261
				TCR3-262
Downlink information per radio link list <ul style="list-style-type: none"> - Downlink information for each radio link - Choice mode - Primary CCPCH info - Choice mode - Choice TDD Option <ul style="list-style-type: none"> - CHOICE SyncCase - Timeslot - Cell parameters ID - SCTD indicator - Downlink DPCH info for each RL - CHOICE mode - DL CCTrCh List - TFCS ID 	A1, A2, A3	TDD	Rel-4	TCR3-256
				TCR3-257
				TCR3-258
				TCR3-259
				TCR3-260
				TCR3-261
				TCR3-262
				TCR3-263
				TCR3-264
				TCR3-265
	TCR3-266			
	TCR3-267			
	TCR3-268			
	TCR3-269			
	2 Integer(1.8)			

Information Element	Condition	Value/remark	Version	Index
<ul style="list-style-type: none"> - Time info - Activation time - Duration - Common timeslot info - 2nd interleaving mode 		Now Infinite Default value is "Frame"		TCR3-270 TCR3-271 TCR3-272 TCR3-273 TCR3-274
<ul style="list-style-type: none"> - TFCI coding - Puncturing limit - Repetition period - Repetition length - Downlink DPCH timeslots and codes - First individual timeslot info - Timeslot number - CHOICE TDD option 		Reference to TS34.108 clause 6 Parameter set Reference to TS34.108 clause 6 Parameter set 1 NULL 3.84 Mcps TDD	Rel-4	TCR3-275 TCR3-276 TCR3-277 TCR3-278 TCR3-279 TCR3-280 TCR3-281 TCR3-282
<ul style="list-style-type: none"> - Timeslot number - TFCI existence - Midamble shift and burst type - CHOICE TDD option - CHOICE <i>Burst Type</i> - Midamble allocation mode - Midamble configuration - Midamble Shift - CHOICE TDD option - First timeslot channelisation codes - CHOICE codes representation - Channelisation codes bitmap - CHOICE more timeslots - UL CCTrCH TPC List - UL TPC TFCS Identity - TFCS ID - Shared Channel Indicator - DL CCTrCH List to Remove - SCCPCH Information for FACH 	A4	4 OR 5 OR 6 TRUE 3.84 Mcps TDD Type 1 Default midamble 16 Not Present 3.84 Mcps TDD Repeated (1,2) for each channelisation code assigned in the slot to meet the needs of TS34.108 clause 6 Parameter Set. Bitmap Reference to TS34.108 clause 6.10 Parameter Set No more timeslots Default (is previous list or all defined UL CCTrCHs.) 1 FALSE Not present Not Present	Rel-4 Rel-4 R99 and Rel-4 only	TCR3-283 TCR3-284 TCR3-285 TCR3-286 TCR3-287 TCR3-288 TCR3-289 TCR3-290 TCR3-291 TCR3-292 TCR3-293 TCR3-294 TCR3-295 TCR3-296 TCR3-297 TCR3-298 TCR3-299 TCR3-300 TCR3-301 TCR3-302 TCR3-303 TCR3-304 TCR3-305 TCR3-306 TCR3-307 TCR3-308 TCR3-309 TCR3-310 TCR3-311 TCR3-312 TCR3-313 TCR3-314
Downlink information per radio link list <ul style="list-style-type: none"> - Downlink information for each radio link - Choice mode - Primary CCPCH info - Choice mode - Choice TDD Option <ul style="list-style-type: none"> - CHOICE <i>SyncCase</i> - Timeslot - Cell parameters ID - SCTD indicator - Downlink DPCH info for each RL - CHOICE mode - DL CCTrCh List 		TDD TDD 3.84 Mcps TDD Sync Case 1 Reference clause 6.1.4 Default settings for cell 1 Ref. to the Default setting in TS34.108 clause 6.1 (TDD) Integer(0..127) FALSE TDD	Rel-4	

Information Element	Condition	Value/remark	Version	Index	
<ul style="list-style-type: none"> - TFCS ID - Time info - Activation time - Duration - Common timeslot info - 2nd interleaving mode - TFCI coding - Puncturing limit - Repetition period - Repetition length - Downlink DPCH timeslots and codes - First individual timeslot info - Timeslot number - CHOICE TDD option - Timeslot number - TFCI existence - Midamble shift and burst type - CHOICE TDD option - CHOICE <i>Burst Type</i> - Midamble allocation mode - Midamble configuration - Midamble Shift - CHOICE TDD option - First timeslot channelisation codes - CHOICE codes representation - Channelisation codes bitmap - CHOICE more timeslots - UL CCTrCH TPC List - UL TPC TFCS Identity - TFCS ID - Shared Channel Indicator - DL CCTrCH List to Remove - SCCPCH Information for FACH 		2 Integer(1.8)		TCR3-315	
		Now		TCR3-316	
		Infinite		TCR3-317	
		Default value is "Frame"		TCR3-318	
		Reference to TS34.108 clause 6		TCR3-319	
		Parameter set		TCR3-320	
		Reference to TS34.108 clause 6		TCR3-321	
		Parameter set		TCR3-322	
		1		TCR3-323	
		NULL		TCR3-324	
				TCR3-325	
				TCR3-326	
				TCR3-327	
			3.84 Mcps TDD	Rel-4	TCR3-328
			4 OR 5 OR 6		TCR3-329
			TRUE		TCR3-330
					TCR3-331
			3.84 Mcps TDD	Rel-4	TCR3-332
			Type 1		TCR3-333
			Default midamble		TCR3-334
			16		TCR3-335
			Not Present		TCR3-336
			3.84 Mcps TDD	Rel-4	TCR3-337
			Repeated (1,2) for each channelisation code assigned in the slot to meet the needs of TS34.108 clause 6 Parameter Set.		TCR3-338
			Bitmap		TCR3-339
			Reference to TS34.108 clause 6.10 Parameter Set		TCR3-340
			No more timeslots		TCR3-341
			Default (is previous list or all defined UL CCTrCHs.)		TCR3-342
					TCR3-343
			1		TCR3-344
			FALSE		TCR3-345
			Not present		TCR3-346
			Not Present	R99 and Rel-4 only	TCR3-347
Downlink information per radio link list	A5			TCR3-348	
- Downlink information for each radio link				TCR3-349	
- Choice mode		TDD		TCR3-350	
- Primary CCPCH info				TCR3-351	
- Choice mode		TDD		TCR3-352	
- Choice TDD Option		3.84 Mcps TDD	Rel-4	TCR3-353	
- CHOICE <i>SyncCase</i>		Sync Case 1		TCR3-354	
- Timeslot		Reference clause 6.1.4 Default settings for cell 1		TCR3-355	
- Cell parameters ID		Ref. to the Default setting in TS34.108 clause 6.1 (TDD)		TCR3-356	
		Integer(0..127)			
		FALSE		TCR3-357	
- SCTD indicator		Not Present		TCR3-358	
- Downlink DPCH info for each RL		Not Present		TCR3-359	
- SCCPCH Information for FACH			R99 and Rel-4 only		
Downlink information per radio link list	A6, A7, A8, A9, A10	Not Present		TCR3-360	

Condition	Explanation
A1	This IE need for "Non speech in CS"
A2	This IE need for "Speech in CS"
A3	This IE need for "Packet to CELL_DCH from CELL_DCH in PS"
A4	This IE need for "Packet to CELL_DCH from CELL_FACH in PS"
A5	This IE need for "Packet to CELL_FACH from CELL_DCH in PS"
A6	This IE need for "Packet to CELL_FACH from CELL_FACH in PS"
A7	This IE need for "Packet to URA_PCH from CELL_FACH in PS"
A8	This IE need for "Packet to URA_PCH from CELL_DCH in PS"
A9	This IE need for "Packet to CELL_PCH from CELL_FACH in PS"
A10	This IE need for "Packet to CELL_PCH from CELL_DCH in PS"

Contents of TRANSPORT CHANNEL RECONFIGURATION message: AM or UM (1.28 Mcps TDD)

Information Element	Condition	Value/remark	Version	Index
Message Type	A1, A2, A3, A4, A5, A6, A7, A8, A9, A10			TCR1-001
RRC transaction identifier		Arbitrarily selects an integer between 0 and 3		TCR1-002
Integrity check info				TCR1-003
- message authentication code		SS calculates the value of MAC-I for this message and writes to this IE. The first/ leftmost bit of the bit string contains the most significant bit of the MAC-I.		TCR1-004
- RRC message sequence number		SS provides the value of this IE, from its internal counter.		TCR1-005
Integrity protection mode info		Not Present		TCR1-006
Ciphering mode info		Not Present		TCR1-007
Activation time	A1, A2, A3	$(256 + \text{CFN} - (\text{CFN} \bmod 8 + 8)) \bmod 256$		TCR1-008
Activation time	A4, A5, A6, A7, A8, A9, A10	Not Present		TCR1-009
Delay restriction flag		Not Present	Rel-6	TCR1-010
New U-RNTI		Not Present		TCR1-011
New C-RNTI	A1, A2, A3, A4, A7, A8, A9, A10	Not Present		TCR1-012
New C-RNTI	A5, A6	'1010 1010 1010 1010'		TCR1-013
New DSCH-RNTI	A1, A2, A3, A4, A5, A6, A7, A8, A9, A10	Not Present		TCR1-014
New H-RNTI	A1, A2, A3, A4, A5, A6, A7, A8, A9, A10	Not Present	Rel-5	TCR1-015
CHOICE mode		TDD	Rel-7	TCR1-016
- New E-RNTI		Not Present	Rel-7	TCR1-017
RRC State indicator	A1, A2, A3, A4	CELL_DCH		TCR1-018
RRC State indicator	A5, A6	CELL_FACH		TCR1-019
RRC State indicator	A7, A8	URA_PCH		TCR1-020
RRC State indicator	A9, A10	CELL_PCH		TCR1-021
UTRAN DRX cycle length coefficient	A1, A2, A3, A4, A5, A6	Not Present		TCR1-022
UTRAN DRX cycle length coefficient	A7, A8, A9, A10	3		TCR1-023
CN information info		Not Present		TCR1-024
URA identity		Not Present		TCR1-025
RNC support for change of UE capability		Not Present	Rel-7	TCR1-025a
Reconfiguration in response to requested change of UE capability		Not Present	Rel-7	TCR1-025b
Downlink counter synchronization info		Not Present		TCR1-026
UL Transport channel information for all transport channels	A1, A2, A5, A6	Not Present		TCR1-027
UL Transport channel information for all transport channels	A3, A4			TCR1-028
- PRACH TFCS		Not Present		TCR1-029
- CHOICE mode		TDD		TCR1-030

Information Element	Condition	Value/remark	Version	Index
- Individual UL CCTrCH information				TCR1-031
- UL TFCS Identity				TCR1-032
- TFCS ID		1		TCR1-033
- Shared Channel Indicator		FALSE		TCR1-034
- UL TFCS				TCR1-035
- CHOICE <i>TFCI signalling</i>		Normal		TCR1-036
- TFCS Field 1 Information				TCR1-037
- CHOICE <i>TFCS representation</i>		Complete reconfiguration		TCR1-038
- TFCS complete reconfiguration information				TCR1-039
- CHOICE <i>CTFC Size</i>		Number of bits used must be enough to cover all combinations of CTFC from clause 6.11.5.4 Parameter Set.		TCR1-040
- CTFC information		This IE is repeated for TFC numbers and reference to clause 6.11.5.4 Parameter Set		TCR1-041
- CTFC		Reference to clause 6.11.5.4 Parameter Set		TCR1-042
- Power offset information				TCR1-043
- CHOICE Gain Factors		Computed Gain Factors(The last TFC is set to Signalled Gain Factors)		TCR1-044
- Reference TFC ID		0 Integer(0.. 3)		TCR1-045
- CHOICE Gain Factors		Signalled Gain Factors(Not Present if the CHOICE Gain Factors is set to ComputedGain Factors)		TCR1-046
- CHOICE mode		TDD		TCR1-047
- Gain Factor β_d		15		TCR1-048
- Reference TFC ID		0 Integer(0.. 3)		TCR1-049
- CHOICE mode		TDD		TCR1-050
- TFC subset				TCR1-051
- CHOICE Subset representation		Full transport format combination set		TCR1-052
- TFC subset list		Not Present		TCR1-053
Added or Reconfigured TrCH information list	A1, A2, A5, A6	Not Present		TCR1-054
Added or Reconfigured TrCH information list	A4	2 TrCHs(DCH for DCCH and DCH for DTCH)		TCR1-055
- Added or Reconfigured UL TrCH information				TCR1-056
- Uplink transport channel type		DCH		TCR1-057
- UL Transport channel identity		5		TCR1-058
- TFS				TCR1-059
- CHOICE Transport channel type		Dedicated transport channels		TCR1-060
- Dynamic Transport format information				TCR1-061
- RLC Size		Reference to clause 6.11 Parameter Set		TCR1-062
- Number of TBs and TTI List		This IE is repeated for maxTF number		TCR1-063
- Transmission Time Interval		Not Present		TCR1-064
- Number of Transport blocks		Reference to clause 6.11 Parameter Set		TCR1-065
- CHOICE Logical channel list		All		TCR1-066
- Semi-static Transport Format information				TCR1-067
- Transmission time interval		Reference to clause 6.11 Parameter Set		TCR1-068
- Type of channel coding		Reference to clause 6.11 Parameter Set		TCR1-069
- Coding Rate		Reference to clause 6.11 Parameter Set		TCR1-070
- Rate matching attribute		Reference to clause 6.11 Parameter Set		TCR1-071
- CRC size		Reference to clause 6.11 Parameter Set		TCR1-072
- Uplink transport channel type		DCH		TCR1-073
- UL Transport channel identity		1		TCR1-074
- TFS				TCR1-075
- CHOICE Transport channel type		Dedicated transport channels		TCR1-076

Information Element	Condition	Value/remark	Version	Index
- Dynamic Transport format information		Reference to clause 6.11		TCR1-077
- RLC Size		Parameter Set		TCR1-078
- Number of TBs and TTI List		This IE is repeated for maxTF number		TCR1-079
- Transmission Time Interval		Not Present		TCR1-080
- Number of Transport blocks		Reference to clause 6.11		TCR1-081
- CHOICE Logical channel list		Parameter Set		TCR1-082
- Semi-static Transport Format information		All		TCR1-083
- Transmission time interval		Reference to clause 6.11		TCR1-084
- Type of channel coding		Parameter Set		TCR1-085
- Coding Rate		Reference to clause 6.11		TCR1-086
- Rate matching attribute		Parameter Set		TCR1-087
- CRC size		Reference to clause 6.11		TCR1-088
Added or Reconfigured TrCH information list	A3	Parameter Set (DCH for DTCH)		TCR1-089
- Added or Reconfigured UL TrCH information				TCR1-090
- Uplink transport channel type		DCH		TCR1-091
- UL Transport channel identity		1		TCR1-092
- TFS				TCR1-093
- CHOICE Transport channel type		Dedicated transport channels		TCR1-094
- Dynamic Transport format information				TCR1-095
- RLC Size		Reference to clause 6.11		TCR1-096
- Number of TBs and TTI List	1 to maxTF	Parameter Set (This IE is repeated for TF number.)		TCR1-097
- Transmission Time Interval		Not Present		TCR1-098
- Number of Transport blocks		Reference to clause 6.11		TCR1-099
- CHOICE Logical channel list		Parameter Set		TCR1-100
- Semi-static Transport Format information		All		TCR1-101
- Transmission time interval		Reference to clause 6.11		TCR1-102
- Type of channel coding		Parameter Set		TCR1-103
- Coding Rate		Reference to clause 6.11		TCR1-104
- Rate matching attribute		Parameter Set		TCR1-105
- CRC size		Reference to clause 6.11		TCR1-106
CHOICE <i>mode</i>	A1,A2,A3,A4,A5,A6	Parameter Set		TCR1-107
Downlink HS-PDSCH Information			Rel-5	TCR1-108
DL Transport channel information common for all transport channels	A1, A2, A5,A6	Not Present		TCR1-109
DL Transport channel information common for all transport channel	A3,A4			TCR1-110
- SCCPCH TFCS		Not Present		TCR1-111
- CHOICE <i>mode</i>		TDD		TCR1-112
- Individual DL CCTrCH information				TCR1-113
- DL TFCS Identity				TCR1-114
- TFCS ID		2		TCR1-115
- Shared Channel Indicator		FALSE		TCR1-116
- CHOICE DL parameters		Independent		TCR1-117
- DL TFCS				TCR1-118
- CHOICE TFCS Signalling		Normal		TCR1-119
- TFCS Field 1 Information				TCR1-120
- CHOICE TFCS representation		Complete reconfiguration		TCR1-121
- TFCS complete reconfiguration information				TCR1-122
- CHOICE CTFC Size		Number of bits used must be		TCR1-123

Information Element	Condition	Value/remark	Version	Index
- CTFC information		enough to cover all combinations of CTFC from clause 6.11.5.4 Parameter Set.		TCR1-124
- CTFC		This IE is repeated for TFC numbers and reference to clause 6.11.5.4		TCR1-125
- Power offset information		Reference to clause 6.11.5.4 Parameter Set		TCR1-126
Added or Reconfigured TrCH information list	A1, A2, A5, A6	Not Present		TCR1-127
Added or Reconfigured TrCH information list	A4	Not Present		TCR1-128
- Added or Reconfigured DL TrCH information		2 TrCHs(DCH for DCCH and DCH for DTCH)		TCR1-129
- Downlink transport channel type		DCH		TCR1-130
- DL Transport channel identity		10		TCR1-131
- CHOICE DL parameters		Same as UL		TCR1-132
- Uplink transport channel type		DCH		TCR1-133
- UL TrCH identity		5		TCR1-134
- DCH quality target				TCR1-135
- BLER Quality value		-20 (-2.0)		TCR1-136
- Transparent mode signalling info		Not Present		TCR1-137
- Downlink transport channel type		DCH		TCR1-138
- DL Transport channel identity		6		TCR1-139
- CHOICE DL parameters		Explicit		TCR1-140
- TFS				TCR1-141
- CHOICE Transport channel type		Dedicated transport channels		TCR1-142
- Dynamic transport format information				TCR1-143
- RLC Size		Reference to clause 6.11 Parameter Set		TCR1-144
- Number of TBs and TTI List		(This IE is repeated for TF number.)		TCR1-145
- Transmission Time Interval		Not Present		TCR1-146
- Number of Transport blocks		Reference to clause 6.11 Parameter Set		TCR1-147
- Semi-static Transport Format information				TCR1-148
- Transmission time interval		Reference to clause 6.11 Parameter Set		TCR1-149
- Type of channel coding		Reference to clause 6.11 Parameter Set		TCR1-150
- Coding Rate		Reference to clause 6.11 Parameter Set		TCR1-151
- Rate matching attribute		Reference to clause 6.11 Parameter Set		TCR1-152
- CRC size		Reference to clause 6.11 Parameter Set		TCR1-153
- DCH quality target				TCR1-154
- BLER Quality value		-20 (-2.0)		TCR1-155
Added or Reconfigured TrCH information list	A3			TCR1-156
- Added or Reconfigured DL TrCH information				TCR1-157
- Downlink transport channel type		DCH		TCR1-158
- DL Transport channel identity		6		TCR1-159
- CHOICE DL parameters		Explicit		TCR1-160
- TFS				TCR1-161
- CHOICE Transport channel type		Dedicated transport channels		TCR1-162
- Dynamic transport format information				TCR1-163
- RLC Size		Reference to clause 6.11 Parameter Set		TCR1-164
- Number of TBs and TTI List		(This IE is repeated for TF number.)		TCR1-165
- Transmission Time Interval		Not Present		TCR1-166
- Number of Transport blocks		Reference to clause 6.11 Parameter Set		TCR1-167
- Semi-static Transport Format information				TCR1-168
- Transmission time interval		Reference to clause 6.11 Parameter Set		TCR1-169
- Type of channel coding		Reference to clause 6.11 Parameter Set		TCR1-170

Information Element	Condition	Value/remark	Version	Index
- Coding Rate		Reference to clause 6.11 Parameter Set		TCR1-171
- Rate matching attribute		Reference to clause 6.11 Parameter Set		TCR1-172
- CRC size		Reference to clause 6.11 Parameter Set		TCR1-173
- DCH quality target				TCR1-174
- BLER Quality value		-20 (-2.0)		TCR1-175
- Transparent mode signalling info		Not Present		TCR1-176
Frequency info	A1, A2, A3, A4, A5			TCR1-177
- Choice mode		TDD		TCR1-178
- UARFCN (Nt)		Reference to clause 5.1 Test frequencies		TCR1-179
Frequency info	A6, A7, A8, A9, A10	Not Present		TCR1-180
Multi-frequency Info		Not Present	Rel-7	TCR1- 180a
Control Channel DRX information		Not Present	Rel-8	TCR1-181
SPS Information		Not Present	Rel-8	TCR1-182
MIMO parameters		Not Present	Rel-8	TCR1-183
MU-MIMO info		Not Present	Rel-10	TCR1- 183a
Maximum allowed UL TX power		33dBm		TCR1-184
CHOICE <i>channel requirement</i>	A5, A6, A7, A8, A9, A10	Not Present		TCR1-185
CHOICE <i>channel requirement</i>	A1, A2, A3, A4	Uplink DPCH info		TCR1-186
- Uplink DPCH power control info				TCR1-187
- CHOICE mode		TDD	Rel-4	TCR1-188
- UL target SIR		25 dB	Rel-4	TCR1-189
- CHOICE UL OL PC info		Individually Signalled		TCR1-191
- CHOICE TDD option		1.28 Mcps TDD		TCR1-192
- TPC step size		1		TCR1-193
- Primary CCPCH Tx Power		20 Integer(6..43)		TCR1-194
- CHOICE mode		TDD		TCR1-195
- Uplink Timing Advance Control				TCR1-196
- CHOICE Timing Advance		Enabled		TCR1-197
- CHOICE TDD option		1.28 Mcps TDD		TCR1-198
- Uplink synchronization parameters				TCR1-199
- Uplink synchronization step size		1		TCR1-200
- Uplink synchronization frequency		1		TCR1-201
- Synchronization parameters				TCR1-202
- SYNC_UL codes bitmap		01010101		TCR1-203
- FPACH info				TCR1-204
- Timeslot number		0		TCR1-205
- Channelisation code		16/15		TCR1-206
- Midamble Shift and burst type				TCR1-207
- CHOICE TDD option		1.28 Mcps TDD		TCR1-208
- Midamble Allocation Mode		Default midamble		TCR1-209
- Midamble configuration		16 Integer(2, 4, 6, 8, 10, 12, 14, 16)		TCR1-210
- WT		4 Integer(1..4)		TCR1-211
- PRXUpPCHdes		-80 dBm		TCR1-212
- SYNC_UL procedure				TCR1-213
- Max SYNC_UL Transmissions		2		TCR1-214
- Power Ramp Step		2		TCR1-215
- UL CCTrCH List				TCR1-216
- TFCS ID		1		TCR1-217
- UL Target SIR		25 dB		TCR1-218
- Time info				TCR1-219
- Activation time		(256+CFN-(CFN MOD 8 + 8))MOD 256		TCR1-220
- Duration		Infinite		TCR1-221
- Common timeslot info				TCR1-222
- 2 nd interleaving mode		Default value is "Frame"		TCR1-223
- TFCI coding		Reference to clause 6 Parameter set		TCR1-224
- Puncturing limit		Reference to clause 6 Parameter set		TCR1-225

Information Element	Condition	Value/remark	Version	Index
<ul style="list-style-type: none"> - Repetition period - Repetition length - Uplink DPCH timeslots and code - Dynamic SF usage - First individual timeslot info <ul style="list-style-type: none"> - Timeslot number - CHOICE TDD option <ul style="list-style-type: none"> - Timeslot number - TFCl existence - Midamble shift and burst type <ul style="list-style-type: none"> - CHOICE TDD option <ul style="list-style-type: none"> - Midamble allocation mode - Midamble configuration - Midamble Shift - CHOICE TDD option <ul style="list-style-type: none"> - Modulation - SS-TPC Symbols - Additional TPC-SS Symbols - First timeslot Code List - channelisation codes - CHOICE more timeslots - UL CCTrCH List to Remove 		1	Rel-7 Rel-10	TCR1-226
		TCR1-227		
		TCR1-228		
		FALSE		TCR1-229
		TCR1-230		
		TCR1-231		
		1.28 Mcps TDD		TCR1-232
		1 OR 2 OR 3		TCR1-233
		TRUE		TCR1-234
		TCR1-235		
		1.28 Mcps TTD		TCR1-236
		Default midamble		TCR1-237
		16		TCR1-238
		Not Present		TCR1-239
		1.28 Mcps TDD		TCR1-240
		QPSK		TCR1-241
		1		TCR1-242
		Not present		TCR1-243
		Repeated (1,2) for each channelisation code assigned in the slot to meet the needs of clause 6 Parameter Set. (SF/ i) where i denotes an unassigned code matching the SF specified in clause 6 Parameter Set.		TCR1-244
		No more timeslots		TCR1-245
		Not present		TCR1-246
		Not Present		TCR1-247
		Not Present		TCR1-248
		TDD		
A1, A2, A3, A4, A5, A6, A7, A8, A9, A10	TCR1-249			
Downlink HS-PDSCH Information	A1, A2, A3, A4, A5, A6, A7, A8, A9, A10	Not Present		TCR1-250
Downlink information common for all radio links	A1, A2, A3			TCR1-251
- Downlink DPCH info common for all RL				TCR1-252
- Timing indication		Maintain		TCR1-253
- CFN-targetSFN frame offset		Not Present		TCR1-254
- Downlink DPCH power control information				TCR1-255
- CHOICE mode		TDD		TCR1-256
- TPC Step Size		1		TCR1-257
- MAC-d HFN initial value		Not Present		TCR1-258
- CHOICE mode		TDD		TCR1-259
- CHOICE mode		TDD		TCR1-260
- CHOICE TDD option		1.28 Mcps TDD		TCR1-261
- TSTD indicator		FALSE		TCR1-262
- Default DPCH Offset Value		Not Present		TCR1-263
Downlink information common for all radio links	A4			TCR1-264
- Downlink DPCH info common for all RL				TCR1-265
- Timing indication		Initialize		TCR1-266
- CFN-targetSFN frame offset		Not Present		TCR1-267
- Downlink DPCH power control information				TCR1-268
- CHOICE mode		TDD		TCR1-269
- TPC Step Size		1		TCR1-270
- MAC-d HFN initial value		Not Present		TCR1-271
- CHOICE mode		TDD		TCR1-272
- CHOICE mode		TDD		TCR1-273
- CHOICE TDD option		1.28 Mcps TDD		TCR1-274
- TSTD indicator		FALSE		TCR1-275
- Default DPCH Offset Value				TCR1-276
- CHOICE mode		TDD		TCR1-277
- Default DPCH Offset Value		0 Integer(0..7)		TCR1-278
Downlink information common for all radio links	A5, A6, A7, A8, A9, A10	Not Present		TCR1-279
Downlink information per radio link list	A1, A2, A3			TCR1-280

Information Element	Condition	Value/remark	Version	Index	
<ul style="list-style-type: none"> - Downlink information for each radio link - Choice mode - Primary CCPCH info - Choice mode - Choice TDD Option - TSTD indicator - Cell parameters ID - SCTD indicator - Downlink DPCH info for each RL - CHOICE mode - DL CCTrCh List - TFCS ID - Time info - Activation time - Duration - Common timeslot info - 2nd interleaving mode - TFCI coding - Puncturing limit - Repetition period - Repetition length - Downlink DPCH timeslots and codes - First individual timeslot info - Timeslot number - CHOICE TDD option - Timeslot number - TFCI existence - Midamble shift and burst type - CHOICE TDD option - Midamble allocation mode - Midamble configuration - Midamble Shift - CHOICE TDD option - Modulation - SS-TPC Symbols - Additional TPC-SS Symbols - First timeslot channelisation codes - CHOICE codes representation - Channelisation codes bitmap - CHOICE more timeslots - UL CCTrCH TPC List - UL TPC TFCS Identity - TFCS ID - Shared Channel Indicator 		TDD		TCR1-281	
				TCR1-282	
				TCR1-283	
			TDD		TCR1-284
			1.28 Mcps TDD		TCR1-285
			FALSE		TCR1-286
			Ref. to the Default setting in clause 6.1 (TDD) Integer(0..127)		TCR1-287
			FALSE		TCR1-288
			TDD		TCR1-289
					TCR1-290
			2 Integer(1.8)		TCR1-291
					TCR1-292
			Now		TCR1-293
			Infinite		TCR1-294
					TCR1-295
			Default value is "Frame"		TCR1-296
			Reference to clause 6 Parameter set		TCR1-297
			Reference to clause 6 Parameter set		TCR1-298
			1		TCR1-299
			NULL		TCR1-300
					TCR1-301
					TCR1-302
					TCR1-303
					TCR1-304
			1.28 Mcps TDD		TCR1-305
			4 OR 5 OR 6		TCR1-306
			TRUE		TCR1-307
					TCR1-308
			1.28 Mcps TDD		TCR1-309
			Default midamble		TCR1-310
			16		TCR1-311
			Not Present		TCR1-312
	1.28 Mcps TDD		TCR1-313		
	QPSK		TCR1-314		
	1		TCR1-315		
	Not present		TCR1-316		
	Repeated (1,2) for each channelisation code assigned in the slot to meet the needs of clause 6 Parameter Set.		TCR1-317		
			TCR1-318		
	Reference to clause 6.11 Parameter Set		TCR1-319		
	No more timeslots		TCR1-320		
	This list is not required for 1.28 Mcps TDD and is to be ignored by the UE.		TCR1-321		
			TCR1-322		
	1		TCR1-323		
	FALSE		TCR1-324		
<ul style="list-style-type: none"> - DL CCTrCH List to Remove - SCCPCH Information for FACH Downlink information per radio link list <ul style="list-style-type: none"> - Downlink information for each radio link - Choice mode - Primary CCPCH info - Choice mode - Choice TDD Option - TSTD indicator - Cell parameters ID - SCTD indicator - Downlink DPCH info for each RL 	A4	Not present	R99 and Rel-4 only	TCR1-325	
		Not Present		TCR1-326	
				TCR1-327	
		TDD		TCR1-328	
				TCR1-329	
		TDD		TCR1-330	
		1.28 Mcps TDD		TCR1-331	
		FALSE		TCR1-332	
		Ref. to the Default setting in clause 6.1 (TDD) Integer(0..127)		TCR1-333	
		FALSE		TCR1-334	
	TCR1-335				
	TCR1-336				

Information Element	Condition	Value/remark	Version	Index
<ul style="list-style-type: none"> - CHOICE mode - DL CCTrCh List - TFCS ID - Time info <ul style="list-style-type: none"> - Activation time - Duration - Common timeslot info <ul style="list-style-type: none"> - 2nd interleaving mode - TFCl coding - Puncturing limit - Repetition period - Repetition length - Downlink DPCH timeslots and codes <ul style="list-style-type: none"> - First individual timeslot info <ul style="list-style-type: none"> - Timeslot number - CHOICE TDD option <ul style="list-style-type: none"> - Timeslot number - TFCl existence - Midamble shift and burst type <ul style="list-style-type: none"> - CHOICE TDD option <ul style="list-style-type: none"> - Midamble allocation mode - Midamble configuration - Midamble Shift - CHOICE TDD option <ul style="list-style-type: none"> - Modulation - SS-TPC Symbols - Additional TPC-SS Symbols - First timeslot channelisation codes - CHOICE codes representation <ul style="list-style-type: none"> - Channelisation codes bitmap - CHOICE more timeslots - UL CCTrCH TPC List <ul style="list-style-type: none"> - UL TPC TFCS Identity <ul style="list-style-type: none"> - TFCS ID - Shared Channel Indicator - DL CCTrCH List to Remove - SCCPCH Information for FACH <ul style="list-style-type: none"> - E-AGCH Info - CHOICE <i>mode</i> <ul style="list-style-type: none"> - E-HICH Information 	A5	TDD		TCR1-337
		2 Integer(1.8)		TCR1-338
		Now		TCR1-339
		Infinite		TCR1-340
		Default value is "Frame"		TCR1-341
		Reference to clause 6 Parameter set		TCR1-342
		Reference to clause 6 Parameter set		TCR1-343
		1		TCR1-344
		NULL		TCR1-345
		1.28 Mcps TDD		TCR1-346
		4 OR 5 OR 6		TCR1-347
		TRUE		TCR1-348
		1.28 Mcps TDD		TCR1-349
		Default midamble		TCR1-350
		16		TCR1-351
		Not Present		TCR1-352
		1.28 Mcps TDD		TCR1-353
		QPSK		TCR1-354
		1		TCR1-355
		Not present		TCR1-356
		Repeated (1,2) for each channelisation code assigned in the slot to meet the needs of clause 6 Parameter Set.		TCR1-357
		Reference to clause 6.11 Parameter Set		TCR1-358
		No more timeslots		TCR1-359
		This list is not required for 1.28 Mcps TDD and is to be ignored by the UE.		TCR1-360
		1		TCR1-361
		FALSE		TCR1-362
		Not present		TCR1-363
		Not Present		TCR1-364
		Not Present		TCR1-365
		Not Present		TCR1-366
		TDD		TCR1-367
		Not Present		TCR1-368
		TDD		TCR1-369
1.28 Mcps TDD		TCR1-370		
FALSE		TCR1-371		
Ref. to the Default setting in clause 6.1 (TDD) Integer(0..127)		TCR1-372		
FALSE		TCR1-373		
Not Present		TCR1-374		
Not Present		TCR1-375		
Not Present		TCR1-376		
TDD		TCR1-377		
1.28 Mcps TDD		TCR1-378		
FALSE		TCR1-379		
Ref. to the Default setting in clause 6.1 (TDD) Integer(0..127)		TCR1-380		
FALSE		TCR1-381		
Not Present		TCR1-382		
Not Present		TCR1-383		
Not Present		TCR1-384		
Not Present		TCR1-385		
Not Present		TCR1-386		
Not Present		TCR1-387		
TDD		TCR1-388		
Not Present		TCR1-389		
Not Present		TCR1-390		
Not Present	A6, A7, A8, A9, A10	TCR1-391		

Information Element	Condition	Value/remark	Version	Index
MBMS PL Service Restriction Information		Not Present	Rel-6	TCR1-392
CELL_DCH measurement occasion info LCR		Not Present	Rel-9	TCR1-392a

Condition	Explanation
A1	This IE need for "Non speech in CS"
A2	This IE need for "Speech in CS"
A3	This IE need for "Packet to CELL_DCH from CELL_DCH in PS"
A4	This IE need for "Packet to CELL_DCH from CELL_FACH in PS"
A5	This IE need for "Packet to CELL_FACH from CELL_DCH in PS"
A6	This IE need for "Packet to CELL_FACH from CELL_FACH in PS"
A7	This IE need for "Packet to URA_PCH from CELL_FACH in PS"
A8	This IE need for "Packet to URA_PCH from CELL_DCH in PS"
A9	This IE need for "Packet to CELL_PCH from CELL_FACH in PS"
A10	This IE need for "Packet to CELL_PCH from CELL_DCH in PS"

Contents of TRANSPORT CHANNEL RECONFIGURATION message: AM or UM (3.84 Mcps TDD)

Information Element	Condition	Value/remark	Version	Index
Message Type	A1, A2, A3, A4, A5, A6, A7, A8, A9, A10			TCR3-001
RRC transaction identifier		Arbitrarily selects an integer between 0 and 3		TCR3-002
Integrity check info - message authentication code		SS calculates the value of MAC-I for this message and writes to this IE. The first/ leftmost bit of the bit string contains the most significant bit of the MAC-I.		TCR3-003 TCR3-004
- RRC message sequence number		SS provides the value of this IE, from its internal counter.		TCR3-005
Integrity protection mode info		Not Present		TCR3-006
Ciphering mode info		Not Present		TCR3-007
Activation time	A1, A2, A3	(256+CFN-(CFN MOD 8 + 8))MOD 256		TCR3-008
Activation time	A4, A5, A6, A7, A8, A9, A10	Not Present		TCR3-009
New U-RNTI		Not Present		TCR3-010
New C-RNTI	A1, A2, A3, A4, A7, A8, A9, A10	Not Present		TCR3-011
New C-RNTI	A5, A6	'1010 1010 1010 1010'		TCR3-012
New DSCH-RNTI	A1, A2, A3, A4, A5, A6, A7, A8, A9, A10	Not Present		TCR3-013
New H-RNTI	A1, A2, A3, A4, A5, A6, A7, A8, A9, A10	Not Present	Rel-5	TCR3-014
RRC State indicator	A1, A2, A3, A4	CELL_DCH		TCR3-015
RRC State indicator	A5, A6	CELL_FACH		TCR3-016
RRC State indicator	A7, A8	URA_PCH		TCR3-017
RRC State indicator	A9, A10	CELL_PCH		TCR3-018
UTRAN DRX cycle length coefficient	A1, A2, A3, A4, A5, A6	Not Present		TCR3-019
UTRAN DRX cycle length coefficient	A7, A8, A9, A10	3		TCR3-020
CN information info		Not Present		TCR3-021
URA identity		Not Present		TCR3-022
Downlink counter synchronisation info		Not Present		TCR3-023

Information Element	Condition	Value/remark	Version	Index
UL Transport channel information common for all transport channels	A1, A2, A5, A6	Not Present		TCR3-024
UL Transport channel information common for all transport channels	A3, A4			TCR3-025
- PRACH TFCS		Not Present		TCR3-026
- CHOICE mode		TDD		TCR3-027
- Individual UL CCTrCH information				TCR3-028
- UL TFCS Identity				TCR3-029
- TFCS ID		1		TCR3-030
- Shared Channel Indicator		FALSE		TCR3-031
- UL TFCS				TCR3-032
- CHOICE <i>TFCI signalling</i>		Normal		TCR3-033
- TFCI Field 1 Information				TCR3-034
- CHOICE <i>TFCS representation</i>		Complete reconfiguration		TCR3-035
- TFCS complete reconfiguration information				TCR3-036
- CHOICE <i>CTFC Size</i>		Number of bits used must be enough to cover all combinations of CTFC from TS34.108 clause 6.11 Parameter Set.		TCR3-037
- CTFC information		This IE is repeated for TFC numbers and reference to TS34.108 clause 6. 11 Parameter Set		TCR3-038
- CTFC		Reference to TS34.108 clause 6. 11 Parameter Set		TCR3-039
- Power offset information				TCR3-040
- CHOICE Gain Factors		Computed Gain Factors(The last TFC is set to Signalled Gain Factors)		TCR3-041
- Reference TFC ID		0 Integer(0.. 3)		TCR3-042
- CHOICE Gain Factors		Signalled Gain Factors(Not Present if the CHOICE Gain Factors is set to ComputedGain Factors)		TCR3-043
- CHOICE mode		TDD		TCR3-044
- Gain Factor β_d		15		TCR3-045
- Reference TFC ID		0 Integer(0.. 3)		TCR3-046
- CHOICE mode		TDD		TCR3-047
- TFC subset				TCR3-048
- CHOICE Subset representation		Full transport format combination set		TCR3-049
- TFC subset list		Not Present		TCR3-050
Added or Reconfigured TrCH information list	A1, A2, A5, A6	Not Present		

Information Element	Condition	Value/remark	Version	Index
Added or Reconfigured TrCH information list	A4	2 TrCHs(DCH for DCCH and DCH for DTCH)		TCR3-052
- Added or Reconfigured UL TrCH information				TCR3-053
- Uplink transport channel type		DCH		TCR3-054
- UL Transport channel identity		5		TCR3-055
- TFS				TCR3-056
- CHOICE Transport channel type		Dedicated transport channels		TCR3-057
- Dynamic Transport format information				TCR3-058
- RLC Size		Reference to TS34.108 clause 6.11 Parameter Set		TCR3-059
- Number of TBs and TTI List		This IE is repeated for maxTF number		TCR3-060
- Transmission Time Interval		Not Present		TCR3-061
- Number of Transport blocks		Reference to TS34.108 clause 6.11 Parameter Set		TCR3-062
- CHOICE Logical Channel list		All		TCR3-063
- Semi-static Transport Format information				TCR3-064
- Transmission time interval		Reference to TS34.108 clause 6.11 Parameter Set		TCR3-065
- Type of channel coding		Reference to TS34.108 clause 6.11 Parameter Set		TCR3-066
- Coding Rate		Reference to TS34.108 clause 6.11 Parameter Set		TCR3-067
- Rate matching attribute		Reference to TS34.108 clause 6.11 Parameter Set		TCR3-068
- CRC size		Reference to TS34.108 clause 6.11 Parameter Set		TCR3-069
- Uplink transport channel type		DCH		TCR3-070
- UL Transport channel identity		1		TCR3-071
- TFS				TCR3-072
- CHOICE Transport channel type		Dedicated transport channels		TCR3-073
- Dynamic Transport format information				TCR3-074
- RLC Size		Reference to TS34.108 clause 6.11 Parameter Set		TCR3-075
- Number of TBs and TTI List		This IE is repeated for maxTF number		TCR3-076
- Transmission Time Interval		Not Present		TCR3-077
- Number of Transport blocks		Reference to TS34.108 clause 6.11 Parameter Set		TCR3-078
- CHOICE Logical Channel list		All		TCR3-079
- Semi-static Transport Format information				TCR3-080
- Transmission time interval		Reference to TS34.108 clause 6.11 Parameter Set		TCR3-081
- Type of channel coding		Reference to TS34.108 clause 6.11 Parameter Set		TCR3-082
- Coding Rate		Reference to TS34.108 clause 6.11 Parameter Set		TCR3-083
- Rate matching attribute		Reference to TS34.108 clause 6.11 Parameter Set		TCR3-084
- CRC size		Reference to TS34.108 clause 6.11 Parameter Set		TCR3-085
Added or Reconfigured TrCH information list	A3	(DCH for DTCH)		TCR3-086
- Added or Reconfigured UL TrCH information				TCR3-087
- Uplink transport channel type		DCH		TCR3-088
- UL Transport channel identity		1		TCR3-089
- TFS				TCR3-090
- CHOICE Transport channel type		Dedicated transport channels		TCR3-091
- Dynamic Transport format information				TCR3-092
- RLC Size		Reference to TS34.108 clause 6.11 Parameter Set		TCR3-093
- Number of TBs and TTI List	1 to maxTF	(This IE is repeated for TF number.)		TCR3-094
- Transmission Time Interval		Not Present		TCR3-095
- Number of Transport blocks		Reference to TS34.108 clause 6.11 Parameter Set		TCR3-096
- CHOICE Logical Channel list		All		TCR3-097
- Semi-static Transport Format information				TCR3-098

Information Element	Condition	Value/remark	Version	Index
- Transmission time interval		Reference to TS34.108 clause 6.11 Parameter Set		TCR3-099
- Type of channel coding		Reference to TS34.108 clause 6.11 Parameter Set		TCR3-100
- Coding Rate		Reference to TS34.108 clause 6.11 Parameter Set		TCR3-101
- Rate matching attribute		Reference to TS34.108 clause 6.11 Parameter Set		TCR3-102
- CRC size		Reference to TS34.108 clause 6.11 Parameter Set		TCR3-103
CHOICE <i>mode</i>	A1,A2,A3, A4,A5,A6	TDD		TCR3-104
Downlink HS-PDSCH Information			Rel-5	TCR3-105
DL Transport channel information common for all transport channels	A1, A2, A5,A6	Not Present		TCR3-106
DL Transport channel information common for all transport channels	A3,A4			TCR3-107
- SCCPCH TFCS		Not Present		TCR3-108
- CHOICE <i>mode</i>		TDD		TCR3-109
- Individual DL CCTrCH information				TCR3-110
- DL TFCS Identity				TCR3-111
- TFCS ID		2		TCR3-112
- Shared Channel Indicator		FALSE		TCR3-113
- CHOICE DL parameters		Independent		TCR3-114
- DL TFCS				TCR3-115
- CHOICE TFCI Signalling		Normal		TCR3-116
- TFCI Field 1 Information				TCR3-117
- CHOICE TFCS representation		Complete reconfiguration		TCR3-118
- TFCS complete reconfiguration information				TCR3-119
- CHOICE CTFC Size		Number of bits used must be enough to cover all combinations of CTFC from clause TS34.108 clause 6. 11Parameter Set.		TCR3-120
- CTFC information		This IE is repeated for TFC numbers and reference to TS34.108 clause 6. 11		TCR3-121
- CTFC		Reference to TS34.108 clause 6. 11 Parameter Set		TCR3-122
- Power offset information		Not Present		TCR3-123
Added or Reconfigured TrCH information list	A1, A2, A5, A6	Not Present		TCR3-124

Information Element	Condition	Value/remark	Version	Index
Added or Reconfigured TrCH information list	A4	2 TrCHs(DCH for DCCH and DCH for DTCH)		TCR3-125
- Added or Reconfigured DL TrCH information				TCR3-126
- Downlink transport channel type		DCH		TCR3-127
- DL Transport channel identity		10		TCR3-128
- CHOICE DL parameters		Same as UL		TCR3-129
- Uplink transport channel type		DCH		TCR3-130
- UL TrCH identity		5		TCR3-131
- DCH quality target				TCR3-132
- BLER Quality value		-20 (-2.0)		TCR3-133
- Transparent mode signalling info		Not Present		TCR3-134
- Downlink transport channel type		DCH		TCR3-135
- DL Transport channel identity		6		TCR3-136
- CHOICE DL parameters		Explicit		TCR3-137
- TFS				TCR3-138
- CHOICE Transport channel type		Dedicated transport channels		TCR3-139
- Dynamic transport format information				TCR3-140
- RLC Size		Reference to TS34.108 clause 6.11 Parameter Set		TCR3-141
- Number of TBs and TTI List		(This IE is repeated for TF number.)		TCR3-142
- Transmission Time Interval		Not Present		TCR3-143
- Number of Transport blocks		Reference to TS34.108 clause 6.11 Parameter Set		TCR3-144
- Semi-static Transport Format information				TCR3-145
- Transmission time interval		Reference to TS34.108 clause 6.11 Parameter Set		TCR3-146
- Type of channel coding		Reference to TS34.108 clause 6.11 Parameter Set		TCR3-147
- Coding Rate		Reference to TS34.108 clause 6.11 Parameter Set		TCR3-148
- Rate matching attribute		Reference to TS34.108 clause 6.11 Parameter Set		TCR3-149
- CRC size		Reference to TS34.108 clause 6.11 Parameter Set		TCR3-150
- DCH quality target				TCR3-151
- BLER Quality value		-20 (-2.0)		TCR3-152
Added or Reconfigured TrCH information list	A3			TCR3-153
- Added or Reconfigured DL TrCH information				TCR3-154
- Downlink transport channel type		DCH		TCR3-155
- DL Transport channel identity		6		TCR3-156
- CHOICE DL parameters		Explicit		TCR3-157
- TFS				TCR3-158
- CHOICE Transport channel type		Dedicated transport channels		TCR3-159
- Dynamic transport format information				TCR3-160
- RLC Size		Reference to TS34.108 clause 6.11 Parameter Set		TCR3-161
- Number of TBs and TTI List		(This IE is repeated for TF number.)		TCR3-162
- Transmission Time Interval		Not Present		TCR3-163
- Number of Transport blocks		Reference to TS34.108 clause 6.11 Parameter Set		TCR3-164
- Semi-static Transport Format information				TCR3-165
- Transmission time interval		Reference to TS34.108 clause 6.11 Parameter Set		TCR3-166
- Type of channel coding		Reference to TS34.108 clause 6.11 Parameter Set		TCR3-167
- Coding Rate		Reference to TS34.108 clause 6.11 Parameter Set		TCR3-168
- Rate matching attribute		Reference to TS34.108 clause 6.11 Parameter Set		TCR3-169
- CRC size		Reference to TS34.108 clause 6.11 Parameter Set		TCR3-170
- DCH quality target				TCR3-171
- BLER Quality value		-20 (-2.0)		TCR3-172
- Transparent mode signalling info		Not Present		TCR3-173
Frequency info	A1, A2, A3,			TCR3-174

Information Element	Condition	Value/remark	Version	Index
- Choice mode - UARFCN (Nt)	A4, A5	TDD Reference to clause 5.1 Test frequencies		TCR3-175 TCR3-176
Frequency info	A6, A7, A8, A9, A10	Not Present		TCR3-177
Maximum allowed UL TX power		33dBm		TCR3-178
CHOICE channel requirement	A5, A6, A7, A8, A9, A10	Not Present		TCR3-179
CHOICE channel requirement	A1, A2, A3, A4	Uplink DPCH info		TCR3-180
- Uplink DPCH power control info		TDD		TCR3-181
- CHOICE mode		6		TCR3-182
- UL target SIR		Individually Signalled		TCR3-183
- CHOICE UL OL PC info		7.68 Mcps TDD	Rel-7	TCR3-184
- CHOICE TDD option		Reference to TS34.108 clause 6.11 Parameter Set (for number of TS's)		TCR3-185
- Individual timeslot interference info				TCR3-186
- Individual timeslot interference		7.68 Mcps TDD	Rel-7	TCR3-187
- CHOICE TDD option		As required by, Reference to TS34.108 clause 6.11 Parameter Set		TCR3-188
- Timeslot number		As required by, Reference to TS34.108 clause 6.11 Parameter Set (if not specified -60 dBm)		TCR3-189
- TDD UL interference		18 Integer(6..43) (-70 dBm Received if pathloss not specified)		TCR3-190
- Primary CCPCH Tx Power		TDD		TCR3-191
- CHOICE mode		Enabled	Rel-7	TCR3-192
- Uplink Timing Advance Control		7.68 Mcps TDD		TCR3-193
- CHOICE Timing Advance				TCR3-194
- CHOICE TDD option				TCR3-195
- Extended Timing Advance	-	-		TCR3-196
- CHOICE TDD mode		7.68 Mcps TDD	Rel-7	TCR3-197
- Extended UL Timing Advance	-	0	Rel-7	TCR3-198
- UL CCTrCH List				TCR3-199
- TFCS ID		1		TCR3-200
- UL Target SIR		Real (-11 .. 20 by step of 0.5dB) Reference to TS34.108 Parameter set.		TCR3-201
- Time info		(256+CFN-(CFN MOD 8 + 8))MOD 256		TCR3-202
- Activation time		Infinite		TCR3-203
- Duration		Default value is "Frame"		TCR3-204
- Common timeslot info		Reference to TS34.108 clause 6.11 Parameter set		TCR3-205
- 2 nd interleaving mode		Reference to TS34.108 clause 6.11 Parameter set		TCR3-206
- TFCI coding		1		TCR3-207
- Puncturing limit		null		TCR3-208
- Repetition period		FALSE		TCR3-209
- Repetition length				TCR3-210
- Uplink DPCH timeslots and code				TCR3-211
- Dynamic SF usage				TCR3-212
- First individual timeslot info				TCR3-213
- Timeslot number		7.68 Mcps TDD	Rel-7	TCR3-214
- CHOICE TDD option		1 OR 2 OR 3		TCR3-215
- Timeslot number		TRUE		TCR3-216
- TFCI existence				TCR3-217
- Midamble shift and burst type				TCR3-218
- CHOICE TDD option		7.68 Mcps TDD	Rel-7	TCR3-219

Information Element	Condition	Value/remark	Version	Index					
<ul style="list-style-type: none"> - Midamble allocation mode - Midamble configuration - Midamble Shift - CHOICE TDD option - First timeslot Code List <ul style="list-style-type: none"> - channelisation codes <ul style="list-style-type: none"> - CHOICE more timeslots - UL CCTrCH List to Remove CHOICE Mode	A1, A2, A3, A4, A5, A6, A7, A8, A9, A10	Default midamble 8 Not Present 7.68 Mcps TDD Repeated (1,2) for each channelisation code assigned in the slot to meet the needs of TS34.108 clause 6.11 Parameter Set. (SF/ i) where i denotes an unassigned code matching the SF specified in TS34.108 clause 6.11 Parameter Set. No more timeslots Not present TDD	Rel-7	TCR3-220 TCR3-221 TCR3-222 TCR3-223 TCR3-224 TCR3-225 TCR3-226 TCR3-227 TCR3-228					
		<ul style="list-style-type: none"> - Downlink PDSCH information Downlink HS-PDSCH Information		A1, A2, A3, A4, A5, A6, A7, A8, A9, A10	No data Not Present	TCR3-229 TCR3-230			
		Downlink information common for all radio links <ul style="list-style-type: none"> - Downlink DPCH info common for all RL - Timing indication - CFN-targetSFN frame offset - Downlink DPCH power control information 		A1, A2, A3	Maintain Not Present	TCR3-231 TCR3-232 TCR3-233 TCR3-234 TCR3-235			
		<ul style="list-style-type: none"> - CHOICE mode - TPC Step Size - MAC-d HFN initial value - CHOICE mode - CHOICE mode - CHOICE TDD option - Default DPCH Offset Value Downlink information common for all radio links <ul style="list-style-type: none"> - Downlink DPCH info common for all RL - Timing indication - CFN-targetSFN frame offset - Downlink DPCH power control information - CHOICE mode - TPC Step Size - MAC-d HFN initial value - CHOICE mode - CHOICE mode - CHOICE TDD option - Default DPCH Offset Value 		A4	TDD 1 Not Present TDD TDD 7.68 Mcps TDD Not Present	Rel-4 Rel-7	TCR3-236 TCR3-237 TCR3-238 TCR3-239 TCR3-240 TCR3-241 TCR3-242 TCR3-243 TCR3-244 TCR3-245 TCR3-246 TCR3-247 TCR3-248 TCR3-249 TCR3-250 TCR3-251 TCR3-252 TCR3-253 TCR3-254		
					Downlink information common for all radio links <ul style="list-style-type: none"> - CHOICE mode - TPC Step Size - MAC-d HFN initial value - CHOICE mode - CHOICE mode - CHOICE TDD option - Default DPCH Offset Value 	TDD 1 Not Present TDD TDD 7.68 Mcps TDD	Rel-4	TCR3-255 TCR3-256 TCR3-257	
					Downlink information per radio link list <ul style="list-style-type: none"> - Downlink information for each radio link - Choice mode - Primary CCPCH info - Choice mode - Choice TDD Option - CHOICE SyncCase - Timeslot <ul style="list-style-type: none"> - Cell parameters ID <ul style="list-style-type: none"> - SCTD indicator - Downlink DPCH info for each RL 	A5, A6, A7, A8, A9, A10 A1, A2, A3	TDD 0 Integer(0..7) Not Present TDD TDD 7.68 Mcps TDD Sync Case 1 Reference clause 6.1.4 Default settings for cell 1 Ref. to the Default setting in TS34.108 clause 6.1 (TDD) Integer(0..127) FALSE	Rel-7	TCR3-258 TCR3-259 TCR3-260 TCR3-261 TCR3-262 TCR3-263 TCR3-264 TCR3-265 TCR3-266 TCR3-267 TCR3-268

Information Element	Condition	Value/remark	Version	Index	
<ul style="list-style-type: none"> - CHOICE mode - DL CCTrCh List - TFCS ID - Time info - Activation time - Duration - Common timeslot info - 2nd interleaving mode 		7.68Mcps TDD	Rel-7	TCR3-269	
		2 Integer(1.8)		TCR3-270	
		Now Infinite		TCR3-271	
		Default value is "Frame"		TCR3-272	
<ul style="list-style-type: none"> - TFCI coding - Puncturing limit - Repetition period - Repetition length - Downlink DPCH timeslots and codes VHCR - First individual timeslot info - Timeslot number - CHOICE TDD option 		Reference to TS34.108 clause 6.11 Parameter set		TCR3-277	
		Reference to TS34.108 clause 6.11 Parameter set		TCR3-278	
		1		TCR3-279	
		NULL		TCR3-280	
				Rel-7	TCR3-281
<ul style="list-style-type: none"> - Timeslot number - TFCI existence - Midamble shift and burst type - CHOICE TDD option - CHOICE <i>Burst Type</i> - Midamble allocation mode - Midamble configuration - Midamble Shift - CHOICE TDD option - First timeslot channelisation codes VHCR 		7.68 Mcps TDD	Rel-7	TCR3-284	
		4 OR 5 OR 6		TCR3-285	
		TRUE		TCR3-286	
<ul style="list-style-type: none"> - CHOICE codes representation - Channelisation codes bitmap - CHOICE more timeslots - UL CCTrCH TPC List - UL TPC TFCS Identity - TFCS ID - Shared Channel Indicator - DL CCTrCH List to Remove - SCCPCH Information for FACH 		7.68 Mcps TDD Type 1	Rel-7	TCR3-288	
		Default midamble		TCR3-289	
		8		TCR3-290	
		Not Present		TCR3-291	
		7.68 Mcps TDD		TCR3-292	
		Repeated (1,2) for each channelisation code assigned in the slot to meet the needs of TS34.108 clause 6 Parameter Set.		Rel-7	TCR3-293
		Bitmap		Rel-7	TCR3-294
		Reference to TS34.108 clause 6.11 Parameter Set			TCR3-295
		No more timeslots			TCR3-296
		Default (is previous list or all defined UL CCTrCHs.)			TCR3-297
					TCR3-298
	<ul style="list-style-type: none"> - CHOICE mode - DL CCTrCh List - TFCS ID - Shared Channel Indicator - DL CCTrCH List to Remove - SCCPCH Information for FACH 		1		TCR3-299
		FALSE		TCR3-300	
		Not present		TCR3-301	
		Not Present		TCR3-302	
				R99 and Rel-4 only	TCR3-303
Downlink information per radio link list		A4			TCR3-304
- Downlink information for each radio link			TDD		TCR3-305
- Choice mode			TDD		TCR3-306
- Primary CCPCH info			7.68 Mcps TDD	Rel-7	TCR3-307
- Choice mode			Sync Case 1		TCR3-308
- Choice TDD Option		Reference clause 6.1.4 Default settings for cell 1		TCR3-309	
- CHOICE <i>SyncCase</i>		Ref. to the Default setting in TS34.108 clause 6.1 (TDD)		TCR3-310	
- Timeslot		Integer(0..127)		TCR3-311	
- Cell parameters ID		FALSE		TCR3-312	
- SCTD indicator				TCR3-313	
- Downlink DPCH info for each RL		TDD		TCR3-314	
- CHOICE mode				TCR3-315	
- DL CCTrCh List				TCR3-316	

Information Element	Condition	Value/remark	Version	Index	
<ul style="list-style-type: none"> - TFCS ID - Time info - Activation time - Duration - Common timeslot info - 2nd interleaving mode - TFCI coding - Puncturing limit - Repetition period - Repetition length - Downlink DPCH timeslots and codes - First individual timeslot info - Timeslot number - CHOICE TDD option - Timeslot number - TFCI existence - Midamble shift and burst type - CHOICE TDD option - CHOICE <i>Burst Type</i> - Midamble allocation mode - Midamble configuration - Midamble Shift - CHOICE TDD option - First timeslot channelisation codes VHCR - CHOICE codes representation - Channelisation codes bitmap - CHOICE more timeslots - UL CCTrCH TPC List - UL TPC TFCS Identity - TFCS ID - Shared Channel Indicator - DL CCTrCH List to Remove - SCCPCH Information for FACH 		2 Integer(1.8)		TCR3-317	
		Now		TCR3-318	
		Infinite		TCR3-319	
		Default value is "Frame"		TCR3-320	
		Reference to TS34.108 clause 6.11 Parameter set		TCR3-321	
		Reference to TS34.108 clause 6.11 Parameter set		TCR3-322	
		1		TCR3-323	
		NULL		TCR3-324	
				TCR3-325	
				TCR3-326	
				TCR3-327	
				TCR3-328	
				TCR3-329	
			7.68 Mcps TDD	Rel-7	TCR3-330
			4 OR 5 OR 6		TCR3-331
			TRUE		TCR3-332
			7.68 Mcps TDD	Rel-7	TCR3-333
			Type 1		TCR3-334
			Default midamble		TCR3-335
			8		TCR3-336
	Not Present		TCR3-337		
	7.68 Mcps TDD	Rel-7	TCR3-338		
	Repeated (1,2) for each channelisation code assigned in the slot to meet the needs of TS34.108 clause 6 Parameter Set.	Rel-7	TCR3-339		
	Bitmap		TCR3-340		
	Reference to TS34.108 clause 6.11 Parameter Set		TCR3-341		
	No more timeslots		TCR3-342		
	Default (is previous list or all defined UL CCTrCHs.)		TCR3-343		
			TCR3-344		
			TCR3-345		
	1		TCR3-346		
	FALSE		TCR3-347		
	Not present		TCR3-348		
	Not Present	R99 and Rel-4 only	TCR3-349		
Downlink information per radio link list	A5			TCR3-350	
- Downlink information for each radio link				TCR3-351	
- Choice mode		TDD		TCR3-352	
- Primary CCPCH info				TCR3-353	
- Choice mode		TDD		TCR3-354	
- Choice TDD Option		7.68 Mcps TDD	Rel-7	TCR3-355	
- CHOICE <i>SyncCase</i>		Sync Case 1		TCR3-356	
- Timeslot		Reference clause 6.1.4 Default settings for cell 1		TCR3-357	
- Cell parameters ID		Ref. to the Default setting in TS34.108 clause 6.1 (TDD)		TCR3-358	
		Integer(0..127)			
		FALSE		TCR3-359	
- SCTD indicator		Not Present		TCR3-360	
- Downlink DPCH info for each RL		Not Present		TCR3-361	
- SCCPCH Information for FACH		Not Present	R99 and Rel-4 only	TCR3-361	
Downlink information per radio link list	A6, A7, A8, A9, A10	Not Present		TCR3-362	

Condition	Explanation
A1	This IE need for "Non speech in CS"
A2	This IE need for "Speech in CS"
A3	This IE need for "Packet to CELL_DCH from CELL_DCH in PS"
A4	This IE need for "Packet to CELL_DCH from CELL_FACH in PS"
A5	This IE need for "Packet to CELL_FACH from CELL_DCH in PS"
A6	This IE need for "Packet to CELL_FACH from CELL_FACH in PS"
A7	This IE need for "Packet to URA_PCH from CELL_FACH in PS"
A8	This IE need for "Packet to URA_PCH from CELL_DCH in PS"
A9	This IE need for "Packet to CELL_PCH from CELL_FACH in PS"
A10	This IE need for "Packet to CELL_PCH from CELL_DCH in PS"

Contents of TRANSPORT CHANNEL RECONFIGURATION COMPLETE message: AM (3.84 Mcps TDD)

Information Element	Value/remark	Version
Message Type		
RRC transaction identifier	Checked to see if it's set to identical value of the same IE in the downlink PHYSICAL CHANNEL RECONFIGURATION message	
Integrity check info		
- Message authentication code	This IE is checked to see if it is present. The value is compared against the XMAC-I value computed by SS. The first/ leftmost bit of the bit string contains the most significant bit of the MAC-I.	
- RRC Message sequence number	This IE is checked to see if it is present. The value is used by SS to compute the XMAC-I value.	
Uplink integrity protection activation info	Not checked	
CHOICE mode	TDD	
- CHOICE TDD option	3.84 Mcps TDD	Rel-4
- Uplink Timing Advance	0	
COUNT-C activation time	Not checked	
Radio bearer uplink ciphering activation time info	Not checked	
Uplink counter synchronisation info	Not checked	

Contents of TRANSPORT CHANNEL RECONFIGURATION COMPLETE message: AM (1.28 Mcps TDD)

Information Element	Value/remark	Version
Message Type		
RRC transaction identifier	Checked to see if the value is identical to the same IE in the downlink TRANSPORT CHANNEL RECONFIGURATION message	
Integrity check info		
- Message authentication code	This IE is checked to see if it is present. The value is compared against the XMAC-I value computed by SS. The first/ leftmost bit of the bit string contains the most significant bit of the MAC-I.	
- RRC Message sequence number	This IE is checked to see if it is present. The value is used by SS to compute the XMAC-I value.	
Uplink integrity protection activation info	Not checked	
CHOICE mode	TDD	
CHOICE TDD option	1.28 Mcps TDD	Rel-4
COUNT-C activation time	Not checked	Rel-4
Radio bearer uplink ciphering activation time info	Not checked	
Uplink counter synchronization info	Not checked	

Contents of TRANSPORT CHANNEL RECONFIGURATION COMPLETE message: AM (7.68 Mcps TDD)

Information Element	Value/remark	Version
Message Type		
RRC transaction identifier	Checked to see if it's set to identical value of the same IE in the downlink PHYSICAL CHANNEL RECONFIGURATION message	
Integrity check info		
- Message authentication code	This IE is checked to see if it is present. The value is compared against the XMAC-I value computed by SS. The first/ leftmost bit of the bit string contains the most significant bit of the MAC-I.	
- RRC Message sequence number	This IE is checked to see if it is present. The value is used by SS to compute the XMAC-I value.	
Uplink integrity protection activation info	Not checked	
CHOICE mode	TDD	
- CHOICE TDD option	7.68 Mcps TDD	Rel-7
- Extended Uplink Timing Advance	0	Rel-7
COUNT-C activation time	Not checked	
Radio bearer uplink ciphering activation time info	Not checked	
Uplink counter synchronisation info	Not checked	

Contents of TRANSPORT CHANNEL RECONFIGURATION FAILURE message: AM

Information Element	Value/remark
Message Type	
RRC transaction identifier	Checked to see if it is set to identical value of the same IE in the downlink TRANSPORT CHANNEL RECONFIGURATION message.
Integrity check info	
- Message authentication code	This IE is checked to see if it is present. The value is compared against the XMAC-I value computed by SS. The first/ leftmost bit of the bit string contains the most significant bit of the MAC-I.
- RRC Message sequence number	This IE is checked to see if it is present. The value is used by SS to compute the XMAC-I value.
Failure cause	Checked to see if it meets test requirement

Contents of TRANSPORT FORMAT COMBINATION CONTROL message: AM or UM (in CELL_DCH)

Information Element	Value/remark
Message Type	
RRC transaction identifier	Arbitrarily selects an integer between 0 and 3
Integrity check info	
- Message authentication code	SS calculates the value of MAC-I for this message and writes to this IE. The first/ leftmost bit of the bit string contains the most significant bit of the MAC-I.
- RRC Message sequence number	SS provides the value of this IE, from its internal counter.
CHOICE mode	TDD
- TFCS Id	1
- TFCS ID	FALSE
- Shared Channel Indicator	
DPCH/PUSCH TFCS in uplink	
- CHOICE <i>Subset representation</i>	Allowed transport format combination list
- Allowed transport format combination list	0 (The TFC is constructed from ALL TF0)
Activation time for TFC subset	Now
TFC Control duration	Not Present

Contents of TRANSPORT FORMAT COMBINATION CONTROL FAILURE message: AM

Information Element	Value/remark
Message Type	
RRC transaction identifier	Checked to see if it is set to identical value of the same IE in the downlink TRANSPORT CHANNEL RECONFIGURATION message.

Integrity check info	This IE is checked to see if it is present. The value is compared against the XMAC-I value computed by SS. The first/ leftmost bit of the bit string contains the most significant bit of the MAC-I.
- Message authentication code	
- RRC Message sequence number	This IE is checked to see if it is present. The value is used by SS to compute the XMAC-I value.
Failure cause	Checked to see if it meets test requirement

Contents of RRC CONNECTION REJECT message: UM

Information Element	Value/remark
Message Type	Arbitrarily selects an integer between 0 and 3
RRC transaction identifier	
Initial UE identity	
Rejection cause	Unspecified
Wait Time	0
Redirection info	Not Present

Contents of CELL UPDATE message: TM

Information Element	Value/remark
Message Type	Checked to see if it is set to the following values
U-RNTI	
- SRNC identity	0000 0000 0001B
- S-RNTI	0000 0000 0000 0000 0001B
RRC transaction identifier	Checked to see if it is absent
Integrity check info	This IE is checked to see if it is present. The value is compared against the XMAC-I value computed by SS. The first/ leftmost bit of the bit string contains the most significant bit of the MAC-I.
- Message authentication code	
- RRC Message sequence number	This IE is checked to see if it is present. The value is used by SS to compute the XMAC-I value.
START List	Checked to see if the 'CN domain identity' and 'START' IEs are present for all CN domains supported by the UE
- CN domain identity	Checked to see if it is one of the supported CN domains
- START	Checked to see if it is present
AM_RLC error indication (RB2, RB3 or RB4)	Checked to see if it is set to 'FALSE'
AM_RLC error indication (RB>4)	Checked to see if it is set to 'FALSE'
Cell update cause	See the test content
Failure cause	Checked to see if it is absent
RB timer indicator	Checked to see if it is set to 'FALSE'
- T314 expired	
- T315 expired	Checked to see if it is set to 'FALSE'
Measured results on RACH	Not checked

Contents of CELL UPDATE CONFIRM message: UM

Information Element	Value/remark	Version
Message Type	If this message is sent on CCCH, use the following values. Else, this IE is absent.	
U-RNTI		
- SRNC identity	0000 0000 0001B	
- S-RNTI	0000 0000 0000 0000 0001B	
RRC transaction identifier	Selects an arbitrary integer between 0 to 3	
Integrity check info	Set to MAC-I value computed by the SS. The first/ leftmost bit of the bit string contains the most significant bit of the MAC-I.	
- Message authentication code		
- RRC Message Sequence Number	Set to an arbitrarily selected integer between 0 and 15	
Integrity protection mode info	Not Present	
Ciphering mode info	Not Present	
Activation time	Not Present - use default value	

New U-RNTI	Not Present	
New C-RNTI	Not Present	
New DSCH-RNTI	Not Present	R99 and Rel-4 only
New H-RNTI	Not Present	Rel-5
CHOICE mode	TDD	Rel-7
- New E-RNTI	Not Present	Rel-7
RRC State indicator	CELL_FACH	
UTRAN DRX cycle length coefficient	Not Present	
RLC re-establish indicator (RB2, RB3 and RB4)	FALSE	
RLC re-establish indicator (RB5 and upwards)	FALSE	
CN information info	Not Present	
URA identity		
-URA identity	0000 0000 0000 0001B	
RNC support for change of UE capability	Not Present	Rel-7
RB information to release list	Not Present	
RB information to reconfigure list	Not Present	
RB information to be affected list	Not Present	
Downlink counter synchronization info	Not Present	
UL Transport channel information common for all transport channels	Not Present	
Deleted TrCH information list	Not Present	
Added or Reconfigured TrCH information list	Not Present	
CHOICE Mode	TDD	
DL Transport channel information common for all transport channels	Not Present	
Deleted TrCH information list	Not Present	
Added or Reconfigured TrCH information list	Not Present	
Frequency info	Not Present	
Multi-frequency Info	Not Present	Rel-7
Control Channel DRX information	Not Present	Rel-8
SPS Information	Not Present	Rel-8
MIMO parameters	Not Present	Rel-8
MU-MIMO info	Not Present	Rel-10
Maximum allowed UL TX power	Not Present	
CHOICE channel requirement	Not Present	
E-DCH Info	Not Present	Rel-6
Multi-carrier E-DCH Info for LCR TDD	Not Present	Rel-10
CHOICE mode	TDD	
Downlink information common for all radio links	Not Present	
Downlink information per radio link list	Not Present	
MBMS PL Service Restriction Information	Not Present	Rel-6
CELL_DCH measurement occasion info	Not Present	Rel-9
LCR		

Contents of HANDOVER FROM UTRAN COMMAND-GSM message: AM

Information Element	Value/remark
Message Type	
RRC transaction identifier	Arbitrarily selects an integer between 0 and 3
Integrity check info	
- Message authentication code	Set to MAC-I value computed by the SS. The first/ leftmost bit of the bit string contains the most significant bit of the MAC-I
- RRC Message sequence number	Set to an arbitrarily selected integer between 0 and 15
Activation time	Not Present - use default value "now"
RAB info	For each RAB to be handed over. In this version, the maximum size of the list of 1 shall be applied for all system types.
- RAB identity	0000 0001B
- CN domain identity	CS domain
- NAS Synchronization Indicator	Not present
- Re-establishment time	Use T315
CHOICE System type	GSM
- Frequency band	Set to "GSM/ PCS 1900" if GSM/ PCS 1900 is used in this test. Otherwise set to "GSM/DCS 1800 Band"

Information Element	Value/remark
- CHOIC GSM message	Single GSM message
- Single GSM message	GSM HANDOVER COMMAND formatted and coded according to GSM specifications as BIT STRING (1..512). The first/ <i>leftmost/ most significant</i> bit of the bit string contains bit 8 of the first octet of the GSM message. The contents of the HANDOVER COMMAND is to be defined in the specific test case.

Contents of HANDOVER FROM UTRAN FAILURE message: AM

Information Element/Group name	Value/remark
Message Type	
RRC transaction identifier	Checked to see if it matches the same value used in the corresponding downlink HANDOVER FROM UTRAN COMMAND - GSM message
Integrity check info	
- Message authentication code	This IE is checked to see if it is present. The value is compared against the XMAC-I value computed by SS. The first/ leftmost bit of the bit string contains the most significant bit of the MAC-I.
- RRC Message sequence number	This IE is checked to see if it is present. The value is used by SS to compute the XMAC-I value.
Inter-RAT handover failure	
- Inter-RAT handover failure cause	physical channel failure
- Protocol error information	Check to see if it is absent
Inter-system message	Not checked

Contents of MEASUREMENT CONTROL Message: AM (Intra-frequency measurement) (1.28 Mcps TDD)

Information Element	Value/remark
Message Type	
UE information elements	
RRC transaction identifier	Arbitrarily selects an unused integer between 0 to 3
Integrity check info	
- Message authentication code	SS calculates the value of MAC-I for this message and writes to this IE. The first/ leftmost bit of the bit string contains the most significant bit of the MAC-I.
- RRC message sequence number	SS provides the value of this IE, from its internal counter.
Measurement information elements	
Measurement Identity	1
Measurement Command	Setup
Measurement Reporting Mode	
- Measurement Report Transfer Mode	Acknowledged mode RLC
- Periodical Reporting/Event Trigger Reporting Mode	Periodical reporting
Additional measurement list	Not Present
CHOICE Measurement type	Intra-frequency measurement
- Intra-frequency measurement	
- Intra-frequency cell info list	
- CHOICE intra-frequency cell removal	Not present
- New intra-frequency cell	
- Intra-frequency cell-id	1
- Cell info	
- Cell individual offset	0 (0dB)
- Reference time difference to cell	Not Present
- Read SFN number	FALSE
- CHOICE mode	TDD
- Primary CCPCH info	
- CHOICE mode	TDD
- CHOICE TDD option	1.28 Mcps TDD
-TSTD indicator	FALSE
- Cell parameters ID	Reference clause 6.1.4 Default settings for cell 1(TDD)
- SCTD indicator	FALSE
- Primary CCPCH Tx power	Not present
- Timeslot list	Not present
- Cells for measurement	Not present
- Intra-frequency measurement quantity	

Information Element	Value/remark
- Filter coefficient	Not present (use default 0)
- CHOICE mode	TDD
- Measurement quantity list	
- Measurement quantity	Primary CCPCH RSCP
- Intra-frequency reporting quantity	
- Reporting quantities for active set cells	
- Cell synchronization information reporting indicator	FALSE
- Cell Identity reporting indicator	TRUE
- CHOICE mode	TDD
- Timeslot ISCP reporting indicator	FALSE
- Proposed TGSN reporting indicator	FALSE
- Primary CCPCH RSCP reporting indicator	FALSE
- Pathloss reporting indicator	FALSE
- Reporting quantities for monitored set cells	
- Cell synchronization information reporting indicator	FALSE
- Cell Identity reporting indicator	TRUE
- CHOICE mode	TDD
- Timeslot ISCP reporting indicator	FALSE
- Proposed TGSN reporting indicator	FALSE
- Primary CCPCH RSCP reporting indicator	FALSE
- Pathloss reporting indicator	FALSE
- Reporting quantities for detected set cells	Not present
- Reporting cell status	Not present
- Measurement validity	Not present
- CHOICE report criteria	Intra-frequency measurement reporting criteria
- Parameters required for each event	
- Intra-frequency event identity	1g
- Triggering condition 1	Not present (this IE is MP only for event "1b" or "1f", TDD should not present)
- Triggering condition 2	Not present (this IE is MP only for event "1c", TDD should not present)
- Reporting Range Constant	Not present (this IE is MP only for event "1a" or "1b", TDD should not present)
- Cells forbidden to affect Reporting range	Not present (this IE is MP only for event "1a" or "1b", TDD should not present)
- W	Not present (this IE is MP only for event "1a" or "1b", TDD should not present)
- Hysteresis	0 (0 dBm)
- Threshold used frequency	Not present (this IE is MP only for event "1e", "1f", "1h" or "1i")
- Reporting deactivation threshold	Not present (this IE is MP only for event "1a", TDD should not present)
- Replacement activation threshold	Not present (this IE is MP only for event "1c" TDD should not present)
- Time to trigger	0 ms
- Amount of reporting	Not present (this IE is MP only for event "1a" or "1c" TDD should not present)
- Reporting interval	Not present (this IE is MP only for event "1a" or "1c", TDD should not present)
- Reporting cell status	Not present
Physical channel information elements	
DPCH Compressed mode status info	Not Present

Contents of MEASUREMENT CONTROL Message: AM (Inter-frequency measurement) (1.28 Mcps TDD)

Information Element	Value/remark
---------------------	--------------

Information Element	Value/remark
Message Type	
UE information elements	
RRC transaction identifier	Arbitrarily selects an unused integer between 0 to 3
Integrity check info	
- Message authentication code	SS calculates the value of MAC-I for this message and writes to this IE. The first/ leftmost bit of the bit string contains the most significant bit of the MAC-I.
- RRC message sequence number	SS provides the value of this IE, from its internal counter.
Measurement information elements	
Measurement Identity	2
Measurement Command	Setup
Measurement Reporting Mode	
- Measurement Report Transfer Mode	Acknowledged mode RLC
- Periodical Reporting/Event Trigger Reporting Mode	Periodical reporting
Additional measurement list	Not present
CHOICE Measurement type	Inter-frequency measurement
- Inter-frequency measurement	
- Inter-frequency cell info list	
- CHOICE inter-frequency cell removal	Not present
- New inter-frequency cell	
- Inter-frequency cell-id	4
- Frequency info	
- CHOICE mode	TDD
- UARFCN (Nt)	Reference to table 6.1.7 for cell 4
- Cell info	
- Cell individual offset	0 (0dB)
- Reference time difference to cell	Not Present
- Read SFN number	FALSE
- CHOICE mode	TDD
- Primary CCPCH info	
- CHOICE mode	TDD
- CHOICE TDD option	1.28 Mcps TDD
-TSTD indicator	FALSE
- Cell parameters ID	Reference clause 6.1.4 Default settings for cell 4(TDD)
- SCTD indicator	FALSE
- Primary CCPCH Tx power	Not present
- Timeslot list	Not present
- Cells for measurement	Not present
- Inter-frequency measurement quantity	
- CHOICE <i>reporting criteria</i>	Inter-frequency reporting criteria
- Inter-frequency reporting criteria	
- Filter coefficient	Not present (use default 0)
- CHOICE <i>mode</i>	TDD
- Measurement quantity for frequency quality estimate	Primary CCPCH RSCP
- Inter-frequency reporting quantity	
- UTRA Carrier RSSI	FALSE
- Frequency quality estimate	FALSE
- Non frequency related cell reporting quantities	This parameters is not used in this release and should be set to FALSE. It shall be ignored by the UE.
- Cell synchronization information reporting indicator	FALSE
- Cell Identity reporting indicator	FALSE
- CHOICE mode	TDD
- Timeslot ISCP reporting indicator	FALSE
- Proposed TGSN reporting indicator	FALSE
- Primary CCPCH RSCP reporting indicator	FALSE
- Pathloss reporting indicator	FALSE
- Reporting cell status	Not present
- Measurement validity	Not present
- Inter-frequency set update	Not present
- CHOICE report criteria	(this IE only for FDD)
- Parameters required for each event	Inter-frequency measurement reporting criteria
- Inter-frequency event identity	2b
- Threshold used frequency	-70 dBm

Information Element	Value/remark
- W used frequency	(this IE is MP for event 2b, 2d, or 2f Ranges used depend on measurement quantity. CPICH Ec/No -24..0dB CPICH/Primary CCPCH RSCP -115..-25dBm) 0 (0)
- Hysteresis	(this IE is MP for event 2a, 2b, 2d or 2f Real(0, 0.1..2.0 by step of 0.1)) 2 (1 dBm)
- Time to trigger	5 000 ms
- Reporting cell status	Within active set or within virtual active set or of the other RAT
- Maximum number of reporting cells	1
- Parameters required for each non-used frequency	
- Threshold non used frequency	-70 dBm
- W non-used frequency	(this IE is MP for event 2a, 2b, 2c or 2e Ranges used depend on measurement quantity. CPICH Ec/No -24..0dB CPICH/Primary CCPCH RSCP -115..-25dBm. This IE is not needed if the IE "Inter-frequency event identity" is set to 2a. However, it is specified to be mandatory to align with the ASN.1) 0 (0)
Physical channel information elements	(this IE is MP if 2a, 2b, 2c or 2e Real(0, 0.1..2.0 by step of 0.1))
DPCH Compressed mode status info	Not Present

Contents of MEASUREMENT CONTROL FAILURE Message: AM

Information Element	Value/remark
Message Type	
RRC transaction identifier	Checked to see if it's set to the identical value for the same IE in the downlink MEASUREMENT CONTROL message
Integrity check info	
- Message authentication code	This IE is checked to see if it is present. The value is compared against the XMAC-I value computed by SS. The first/ leftmost bit of the bit string contains the most significant bit of the MAC-I.
- RRC Message sequence number	This IE is checked to see if it is present. The value is used by SS to compute the XMAC-I value.
Failure cause	See the test content

Contents of MEASUREMENT REPORT message: AM Intra-frequency measurement (3.84 Mcps TDD)

Information Element	Value/remark	Version
Message Type Integrity check info - Message authentication code - RRC Message sequence number Measurement identity Measured Results - Intra-frequency measured results - Cell measured results - Cell Identity - Cell synchronisation information - CHOICE mode - Cell parameters Id - Proposed TGSN - Primary CCPCH RSCP - Pathloss - Timeslot list Measured results on RACH Additional measured results Event results - CHOICE <i>event result</i> - Intra-frequency measurement event results - Intra-frequency event identity - Cell measurement event results - CHOICE <i>mode</i> - Primary CCPCH info - CHOICE mode - CHOICE TDD option - CHOICE <i>SyncCase</i> - Timeslot - Cell parameters ID - SCTD indicator	This IE is checked to see if it is present. The value is compared against the XMAC-I value computed by SS. The first/ leftmost bit of the bit string contains the most significant bit of the MAC-I. This IE is checked to see if it is present. The value is used by SS to compute the XMAC-I value. 1 Checked that this IE is present Checked that this IE is absent TDD Different from the Default setting in TS34.108 clause 6.1 (TDD) Checked that this IE is absent Checked that this IE is absent Checked that this IE is absent Checked that this IE is absent Checked that this IE is absent Checked that this IE is absent Intra-frequency measurement event results Ig TDD TDD 3.84 Mcps TDD Sync Case 1 Reference clause 6.1.4 Default settings for cell 1(TDD) (S/B 0) Reference clause 6.1.4 Default settings for cell 1(TDD) FALSE	Rel-4

Contents of MEASUREMENT REPORT message: AM (intra-frequency measurement) (1.28 Mcps TDD)

Information Element	Value/remark
Message Type Integrity check info - Message authentication code - RRC Message sequence number Measurement identity Measured Results - Intra-frequency measured results - Cell measured results - Cell Identity - Cell synchronization information - CHOICE mode - Cell parameters Id - Proposed TGSN - Primary CCPCH RSCP - Pathloss - Timeslot list Measured results on RACH Additional measured results	This IE is checked to see if it is present. The value is compared against the XMAC-I value computed by SS. The first/ leftmost bit of the bit string contains the most significant bit of the MAC-I. This IE is checked to see if it is present. The value is used by SS to compute the XMAC-I value. 1 Checked that this IE is present Checked that this IE is absent TDD Different from the Default setting in clause 6.1 (TDD) Checked that this IE is absent Checked that this IE is absent Checked that this IE is absent Checked that this IE is absent Checked that this IE is absent Checked that this IE is absent

Event results - CHOICE <i>event result</i> - Intra-frequency measurement event results - Intra-frequency event identity - Cell measurement event results - CHOICE <i>mode</i> - Primary CCPCH info - CHOICE <i>mode</i> - CHOICE TDD option -TSTD indicator - Cell parameters ID - SCTD indicator	Intra-frequency measurement event results Ig TDD TDD 1.28 Mcps TDD FALSE Reference in clause 6.1.4 Default settings for cell 1(TDD) FALSE
--	--

Contents of MEASUREMENT REPORT message: AM Intra-frequency measurement (7.68 Mcps TDD)

Information Element	Value/remark	Version
Message Type Integrity check info - Message authentication code - RRC Message sequence number Measurement identity Measured Results - Intra-frequency measured results - Cell measured results - Cell Identity - Cell synchronisation information - CHOICE <i>mode</i> - Cell parameters Id - Proposed TGSN - Primary CCPCH RSCP - Pathloss - Timeslot list Measured results on RACH Additional measured results Event results - CHOICE <i>event result</i> - Intra-frequency measurement event results - Intra-frequency event identity - Cell measurement event results - CHOICE <i>mode</i> - Primary CCPCH info - CHOICE <i>mode</i> - CHOICE TDD option - CHOICE <i>SyncCase</i> - Timeslot - Cell parameters ID - SCTD indicator	This IE is checked to see if it is present. The value is compared against the XMAC-I value computed by SS. The first/ leftmost bit of the bit string contains the most significant bit of the MAC-I. This IE is checked to see if it is present. The value is used by SS to compute the XMAC-I value. 1 Checked that this IE is present Checked that this IE is absent TDD Different from the Default setting in TS34.108 clause 6.1 (TDD) Checked that this IE is absent Checked that this IE is absent Checked that this IE is absent Checked that this IE is absent Checked that this IE is absent Checked that this IE is absent Checked that this IE is absent Intra-frequency measurement event results Ig TDD TDD 7.68 Mcps TDD Sync Case 1 Reference clause 6.1.4 Default settings for cell 1(TDD) (S/B 0) Reference clause 6.1.4 Default settings for cell 1(TDD) FALSE	Rel-7

Contents of MEASUREMENT REPORT message: AM (inter-frequency measurement) (3.84 Mcps TDD)

Information Element	Value/remark	Version
Message Type		
Integrity check info		
- Message authentication code	This IE is checked to see if it is present. The value is compared against the XMAC-I value computed by SS. The first/ leftmost bit of the bit string contains the most significant bit of the MAC-I.	
- RRC Message sequence number	This IE is checked to see if it is present. The value is used by SS to compute the XMAC-I value.	
Measurement identity	1	
Measured Results	Checked that this IE is absent	
Measured results on RACH	Checked that this IE is absent	
Additional measured results	Checked that this IE is absent	
Event results		
- CHOICE <i>event result</i>	Inter-frequency measurement event results	
- Inter-frequency measurement event results		
- Inter-frequency event identity	2b	
- Inter-frequency cells		
- Frequency info	Reference to table 6.1.7 for cell 4	
- Non frequency related measurement event results		
- Cell measurement event results		
- CHOICE <i>mode</i>	TDD	
- Primary CCPCH info		
- CHOICE mode	TDD	
- CHOICE TDD option	3.84 Mcps TDD	Rel-4
- CHOICE <i>SyncCase</i>	Sync Case 1	
- Timeslot	Reference clause 6.1.4 Default settings for cell 1(TDD) (S/B 0)	
- Cell parameters ID	Reference clause 6.1.4 Default settings for cell 1(TDD)	
- SCTD indicator	FALSE	
GSM OTD reference cell	Checked that this IE is absent	Rel-4

Contents of MEASUREMENT REPORT message: AM (inter-frequency measurement) (1.28 Mcps TDD)

Information Element	Value/remark	Version
Message Type		
Integrity check info		
- Message authentication code	This IE is checked to see if it is present. The value is compared against the XMAC-I value computed by SS. The first/ leftmost bit of the bit string contains the most significant bit of the MAC-I.	
- RRC Message sequence number	This IE is checked to see if it is present. The value is used by SS to compute the XMAC-I value.	
Measurement identity	1	
Measured Results	Checked that this IE is absent	
Measured results on RACH	Checked that this IE is absent	
Additional measured results	Checked that this IE is absent	
Event results		
- CHOICE <i>event result</i>	Inter-frequency measurement event results	
- Inter-frequency measurement event results		
- Inter-frequency event identity	2b	
- Inter-frequency cells		
- Frequency info	Reference to table 6.1.7 for cell 4	
- Non frequency related measurement event results		
- Cell measurement event results		
- CHOICE <i>mode</i>	TDD	
- Primary CCPCH info		
- CHOICE mode	TDD	

Information Element	Value/remark	Version
- CHOICE TDD option	1.28 Mcps TDD	
- TSTD indicator	FALSE	
- Cell parameters ID	Reference clause 6.1.4 Default settings for cell 1(TDD)	
- SCTD indicator	FALSE	
GSM OTD reference cell	Checked that this IE is absent	Rel-4

Contents of MEASUREMENT REPORT message: AM (inter-frequency measurement) (7.68 Mcps TDD)

Information Element	Value/remark	Version
Message Type		
Integrity check info		
- Message authentication code	This IE is checked to see if it is present. The value is compared against the XMAC-I value computed by SS. The first/ leftmost bit of the bit string contains the most significant bit of the MAC-I.	
- RRC Message sequence number	This IE is checked to see if it is present. The value is used by SS to compute the XMAC-I value.	
Measurement identity	1	
Measured Results	Checked that this IE is absent	
Measured results on RACH	Checked that this IE is absent	
Additional measured results	Checked that this IE is absent	
Event results		
- CHOICE <i>event result</i>	Inter-frequency measurement event results	
- Inter-frequency measurement event results		
- Inter-frequency event identity	2b	
- Inter-frequency cells		
- Frequency info	Reference to table 6.1.7 for cell 4	
- Non frequency related measurement event results		
- Cell measurement event results		
- CHOICE <i>mode</i>	TDD	
- Primary CCPCH info		
- CHOICE mode	TDD	
- CHOICE TDD option	7.68 Mcps TDD	Rel-7
- CHOICE <i>SyncCase</i>	Sync Case 1	
- Timeslot	Reference clause 6.1.4 Default settings for cell 1(TDD) (S/B 0)	
- Cell parameters ID	Reference clause 6.1.4 Default settings for cell 1(TDD)	
- SCTD indicator	FALSE	
GSM OTD reference cell	Checked that this IE is absent	Rel-4

Contents of PHYSICAL CHANNEL RECONFIGURATION message: AM or UM (3.84 Mcps TDD)

Information Element	Condition	Value/remark	Version	Index
Message Type	A1, A2, A3, A4, A5, A6, A7, A8, A9, A10			PCR3-001
RRC transaction identifier		Arbitrarily selects an integer between 0 and 3		PCR3-002
Integrity check info				PCR3-003
- message authentication code		SS calculates the value of MAC-I for this message and writes to this IE. The first/ leftmost bit of the bit string contains the most significant bit of the MAC-I.		PCR3-004
- RRC message sequence number		SS provides the value of this IE, from its internal counter.		PCR3-005
Integrity protection mode info		Not Present		PCR3-006
Ciphering mode info		Not Present		PCR3-007
Activation time	A1, A2, A3	(256+CFN-(CFN MOD 8 + 8))MOD 256		PCR3-008
Activation time	A4, A5, A6, A7, A8, A9,	Not Present		PCR3-009

Information Element	Condition	Value/remark	Version	Index
New U-RNTI	A10	Not Present		PCR3-010
New C-RNTI	A1, A2, A3, A4, A7, A8, A9, A10	Not Present		PCR3-011
New C-RNTI	A5, A6	'1010 1010 1010 1010'		PCR3-012
New DSCH-RNTI	A1, A2, A3, A4, A5, A6, A7, A8, A9, A10	Not Present		PCR3-013
New H-RNTI	A1, A2, A3, A4, A5, A6, A7, A8, A9, A10	Not Present	Rel-5	PCR3-014
RRC State indicator	A1, A2, A3, A4	CELL_DCH		PCR3-015
RRC State indicator	A5, A6	CELL_FACH		PCR3-016
RRC State indicator	A7, A8	URA_PCH		PCR3-017
RRC State indicator	A9, A10	CELL_PCH		PCR3-018
UTRAN DRX cycle length coefficient	A1, A2, A3, A4, A5, A6	Not Present		PCR3-019
UTRAN DRX cycle length coefficient	A7, A8, A9, A10	3		PCR3-020
CN information info		Not Present		PCR3-021
URA identity		Not Present		PCR3-022
Downlink counter synchronisation info		Not Present		PCR3-023
Frequency info	A1, A2, A3, A4, A5	Not Present		PCR3-024
- Choice mode		TDD		PCR3-025
- UARFCN (Nt)		Reference to clause 5.1 Test frequencies		PCR3-026
Frequency info	A6, A7, A8, A9, A10	Not Present		PCR3-027
Maximum allowed UL TX power		33dBm		PCR3-028
CHOICE channel requirement	A5, A6, A7, A8, A9, A10	Not Present		PCR3-029
CHOICE channel requirement	A1, A2, A3, A4	Uplink DPCH info		PCR3-030
- Uplink DPCH power control info				PCR3-031
- CHOICE mode		TDD		PCR3-032
- UL target SIR		6		PCR3-033
- CHOICE UL OL PC info		Individually Signalled		PCR3-034
- CHOICE TDD option		3.84 Mcps TDD	Rel-4	PCR3-035
- Individual timeslot interference		Reference to TS34.108 clause 6.10.3 Parameter Set		PCR3-036
info				
- Individual timeslot interference			Rel-4	PCR3-037
- CHOICE TDD option		3.84 Mcps TDD		PCR3-038
- Timeslot number		As required by, Reference to TS34.108 clause 6.10.3 Parameter Set		PCR3-039
- TDD UL interference		As required by, Reference to TS34.108 clause 6.10.3 Parameter Set (if not specified -60 dBm)		
- Primary CCPCH Tx Power		18 Integer(6..43) (-70 dBm Received if pathloss not specified)		PCR3-041
- CHOICE mode		TDD		PCR3-042
- Uplink Timing Advance Control		Enabled		PCR3-043
- CHOICE Timing Advance		3.84 Mcps TDD (Default)	Rel-4	PCR3-044
- CHOICE TDD option				PCR3-045
- UL CCTrCH List				PCR3-046
- TFCS ID		1		PCR3-047
- UL Target SIR		Real (-11 .. 20 by step of 0.5dB)		PCR3-048
- Time info		Reference to TS34.108 Parameter set.		
- Activation time		(256+CFN-(CFN MOD 8 + 8))MOD 256		PCR3-049
- Duration		Infinite		PCR3-050
- Common timeslot info				PCR3-051
- 2 nd interleaving mode		Default value is "Frame"		PCR3-052
				PCR3-053

Information Element	Condition	Value/remark	Version	Index
- TFCI coding		Reference to TS34.108 clause 6 Parameter set		PCR3-054
- Puncturing limit		Reference to TS34.108 clause 6 Parameter set		PCR3-055
- Repetition period		1		PCR3-056
- Repetition length		Null		PCR3-057
- Uplink DPCH timeslots and code				PCR3-058
- Dynamic SF usage		FALSE		PCR3-059
- First individual timeslot info				PCR3-060
- Timeslot number				PCR3-061
- CHOICE TDD option		3.84 Mcps TDD	Rel-4	PCR3-062
- Timeslot number		1 OR 2 OR 3		PCR3-063
- TFCI existence		TRUE		PCR3-064
- Midamble shift and burst type				PCR3-065
- CHOICE TDD option		3.84 Mcps TDD	Rel-4	PCR3-066
- Midamble allocation mode		Default midamble		PCR3-067
- Midamble configuration		16		PCR3-068
- Midamble Shift		Not Present		PCR3-069
- CHOICE TDD option		3.84 Mcps TDD (No Data)	Rel-4	PCR3-070
- First timeslot Code List		Repeated (1,2) for each channelisation code assigned in the slot to meet the needs of TS34.108 clause 6 Parameter Set.		PCR3-071
- channelisation codes		(SF/ i) where i denotes an unassigned code matching the SF specified in TS34.108 clause 6 Parameter Set.		PCR3-072
- CHOICE more timeslots		No more timeslots (No Data)		PCR3-073
- UL CCTrCH List to Remove		Not present		PCR3-074
Downlink radio resources				PCR3-075
CHOICE Mode	A1, A2, A3, A4, A5, A6, A7, A8, A9, A10	TDD		PCR3-076
- Downlink PDSCH information		No data		PCR3-077
Downlink HS-PDSCH Information	A1, A2, A3, A4, A5, A6, A7, A8, A9, A10	Not Present	Rel-5	PCR3-078
Downlink information common for all radio links	A1, A2, A3			PCR3-079
- Downlink DPCH info common for all RL		Maintain		PCR3-080
- Timing indication		Not Present		PCR3-081
- CFN-targetSFN frame offset				PCR3-082
- Downlink DPCH power control information				PCR3-083
- CHOICE mode		TDD		PCR3-084
- TPC Step Size		1		PCR3-085
- MAC-d HFN initial value		Not Present		PCR3-086
- CHOICE mode		TDD		PCR3-087
- CHOICE mode		TDD		PCR3-088
- CHOICE TDD option		3.84 Mcps TDD (No Data)	Rel-4	PCR3-089
- Default DPCH Offset Value		Not Present		PCR3-090
Downlink information common for all radio links	A4			PCR3-091
- Downlink DPCH info common for all RL		Initialise		PCR3-092
- Timing indication		Not Present		PCR3-093
- CFN-targetSFN frame offset				PCR3-094
- Downlink DPCH power control information				PCR3-095
- CHOICE mode		TDD		PCR3-096
- TPC Step Size		1		PCR3-097
- MAC-d HFN initial value		Not Present		PCR3-098
- CHOICE mode		TDD		PCR3-099
- CHOICE mode		TDD		PCR3-100
- CHOICE TDD option		3.84 Mcps TDD (No Data)	Rel-4	PCR3-101
- Default DPCH Offset Value				PCR3-102
- CHOICE mode		TDD		PCR3-103

Information Element	Condition	Value/remark	Version	Index
- Default DPCH Offset Value		0 Integer(0..7)		PCR3-104
Downlink information common for all radio links	A5, A6, A7, A8, A9, A10	Not Present		PCR3-105
<p>Downlink information per radio link list</p> <ul style="list-style-type: none"> - Downlink information for each radio link - Choice mode - Primary CCPCH info - Choice mode <ul style="list-style-type: none"> - Choice TDD Option <ul style="list-style-type: none"> - CHOICE <i>SyncCase</i> - Timeslot - Cell parameters ID - SCTD indicator - Downlink DPCH info for each RL - CHOICE mode - DL CCTrCh List <ul style="list-style-type: none"> - TFCS ID - Time info <ul style="list-style-type: none"> - Activation time - Duration - Common timeslot info <ul style="list-style-type: none"> - 2nd interleaving mode - TFCI coding - Puncturing limit - Repetition period - Repetition length - Downlink DPCH timeslots and codes - First individual timeslot info <ul style="list-style-type: none"> - Timeslot number <ul style="list-style-type: none"> - CHOICE TDD option <ul style="list-style-type: none"> - Timeslot number - TFCI existence - Midamble shift and burst type <ul style="list-style-type: none"> - CHOICE TDD option - CHOICE <i>Burst Type</i> - Midamble allocation mode - Midamble configuration <ul style="list-style-type: none"> - Midamble Shift - CHOICE TDD option - First timeslot channelisation codes - CHOICE codes representation - Channelisation codes bitmap - CHOICE more timeslots - UL CCTrCH TPC List <ul style="list-style-type: none"> - UL TPC TFCS Identity <ul style="list-style-type: none"> - TFCS ID - Shared Channel Indicator - DL CCTrCH List to Remove - SCCPCH Information for FACH 	A1, A2, A3	<ul style="list-style-type: none"> TDD TDD <ul style="list-style-type: none"> 3.84 Mcps TDD Sync Case 1 Reference clause 6.1.4 Default settings for cell 1 Ref. to the Default setting in TS34.108 clause 6.1 (TDD) Integer(0..127) FALSE TDD 2 Integer(1.8) Now Infinite Default value is "Frame" Reference to TS34.108 clause 6 Parameter set Reference to TS34.108 clause 6 Parameter set 1 NULL 3.84 Mcps TDD 4 OR 5 OR 6 TRUE 3.84 Mcps TDD 	Rel-4	<ul style="list-style-type: none"> PCR3-106 PCR3-107 PCR3-108 PCR3-109 PCR3-110 PCR3-111 PCR3-112 PCR3-113 PCR3-114 PCR3-115 PCR3-116 PCR3-117 PCR3-118 PCR3-119 PCR3-120 PCR3-121 PCR3-122 PCR3-123 PCR3-124 PCR3-125 PCR3-126 PCR3-127 PCR3-128 PCR3-129 PCR3-130 PCR3-131 PCR3-132 PCR3-133 PCR3-134 PCR3-135 PCR3-136
<ul style="list-style-type: none"> - CHOICE <i>Burst Type</i> - Midamble allocation mode - Midamble configuration <ul style="list-style-type: none"> - Midamble Shift - CHOICE TDD option - First timeslot channelisation codes - CHOICE codes representation - Channelisation codes bitmap - CHOICE more timeslots - UL CCTrCH TPC List <ul style="list-style-type: none"> - UL TPC TFCS Identity <ul style="list-style-type: none"> - TFCS ID - Shared Channel Indicator - DL CCTrCH List to Remove - SCCPCH Information for FACH 		<ul style="list-style-type: none"> Type 1 Default midamble 16 Not Present 3.84 Mcps TDD Repeated (1,2) for each channelisation code assigned in the slot to meet the needs of TS34.108 clause 6 Parameter Set. Bitmap Reference to TS34.108 clause 6.10 Parameter Set No more timeslots (No Data) Default (is previous list or all defined UL CCTrCHs.) 1 FALSE Not present Not Present 	Rel-4	<ul style="list-style-type: none"> PCR3-137 PCR3-138 PCR3-139 PCR3-140 PCR3-141 PCR3-142 PCR3-143 PCR3-144 PCR3-145 PCR3-146 PCR3-147 PCR3-148 PCR3-149 PCR3-150 PCR3-151
<p>Downlink information per radio link list</p> <ul style="list-style-type: none"> - Downlink information for each radio link - Choice mode - Primary CCPCH info - Choice mode <ul style="list-style-type: none"> - Choice TDD Option <ul style="list-style-type: none"> - CHOICE <i>SyncCase</i> 	A4	<ul style="list-style-type: none"> TDD TDD <ul style="list-style-type: none"> 3.84 Mcps TDD Sync Case 1 	Rel-4	<ul style="list-style-type: none"> PCR3-152 PCR3-153 PCR3-154 PCR3-155 PCR3-156 PCR3-157 PCR3-158

Information Element	Condition	Value/remark	Version	Index
- Timeslot		Reference clause 6.1.4 Default settings for cell 1		PCR3-159
- Cell parameters ID		Ref. to the Default setting in TS34.108 clause 6.1 (TDD) Integer(0..127)		PCR3-160
- SCTD indicator		FALSE		PCR3-161
- Downlink DPCH info for each RL - CHOICE mode - DL CCTrCh List - DL CCTrCh List to Remove - SCCPCH Information for FACH	A5	TDD Not Present Not present Not Present	R99 and Rel-4 only	PCR3-162 PCR3-163 PCR3-164 PCR3-165 PCR3-166
Downlink information per radio link list - Downlink information for each radio link - Choice mode - Primary CCPCH info - Choice mode - Choice TDD Option - CHOICE SyncCase - Timeslot		TDD 3.84 Mcps TDD Sync Case 1 Reference clause 6.1.4 Default settings for cell 1	Rel-4	PCR3-167 PCR3-168 PCR3-169 PCR3-170 PCR3-171 PCR3-172 PCR3-173 PCR3-174
- Cell parameters ID		Ref. to the Default setting in TS34.108 clause 6.1 (TDD) Integer(0..127)		PCR3-175
- SCTD indicator		FALSE		PCR3-176
- Downlink DPCH info for each RL - SCCPCH Information for FACH		Not Present Not Present	R99 and Rel-4 only	PCR3-177 PCR3-178
Downlink information per radio link list	A6, A7, A8, A9, A10	Not Present		PCR3-179

Condition	Explanation
A1	This IE need for "Non speech in CS"
A2	This IE need for "Speech in CS"
A3	This IE need for "Packet to CELL_DCH from CELL_DCH in PS"
A4	This IE need for "Packet to CELL_DCH from CELL_FACH in PS"
A5	This IE need for "Packet to CELL_FACH from CELL_DCH in PS"
A6	This IE need for "Packet to CELL_FACH from CELL_FACH in PS"
A7	This IE need for "Packet to URA_PCH from CELL_FACH in PS"
A8	This IE need for "Packet to URA_PCH from CELL_DCH in PS"
A9	This IE need for "Packet to CELL_PCH from CELL_FACH in PS"
A10	This IE need for "Packet to CELL_PCH from CELL_DCH in PS"

Contents of PHYSICAL CHANNEL RECONFIGURATION message: AM or UM (1.28 Mcps TDD)

Information Element	Condition	Value/remark	Version	Index
Message Type	A1, A2, A3, A4, A5, A6			PCR1-001
RRC transaction identifier		Arbitrarily selects an integer between 0 and 3		PCR1-002
Integrity check info				PCR1-003
- message authentication code		SS calculates the value of MAC-I for this message and writes to this IE. The first/leftmost bit of the bit string contains the most significant bit of the MAC-I.		PCR1-004
- RRC message sequence number		SS provides the value of this IE, from its internal counter.		PCR1-005
Integrity protection mode info		Not Present		PCR1-006
Ciphering mode info		Not Present		PCR1-007
Activation time	A1, A2, A3	(256+CFN-(CFN MOD 8 + 8))MOD 256		PCR1-008
Activation time	A4, A5, A6	Now		PCR1-009
Delay restriction flag	A1,A2,A3,A4,A5,A6	Not Present	Rel-6	PCR1-010
New U-RNTI		Not Present		PCR1-011
New C-RNTI	A1, A2, A3, A4	Not Present		PCR1-012
New C-RNTI	A5, A6	'1010 1010 1010 1010'		PCR1-013
New DSCH-RNTI	A1, A2, A3,	Not Present		PCR1-014

Information Element	Condition	Value/remark	Version	Index
New H-RNTI	A4, A5, A6 A1, A2, A3, A4, A5, A6	Not Present	Rel-5	PCR1-015
CHOICE <i>mode</i>		TDD	Rel-7	PCR1-016
- New E-RNTI		Not Present	Rel-7	PCR1-017
RRC State indicator	A1, A2, A3, A4	CELL_DCH		PCR1-018
RRC State indicator	A5, A6	CELL_FACH		PCR1-019
UTRAN DRX cycle length coefficient	A1, A2, A3, A4, A5, A6	Not Present		PCR1-020
CN information info		Not Present		PCR1-021
URA identity		Not Present		PCR1-022
RNC support for change of UE capability		Not Present	Rel-7	PCR1-022a
Reconfiguration in response to requested change of UE capability		Not Present	Rel-7	PCR1-022b
Downlink counter synchronization info		Not Present		PCR1-023
Frequency info	A1, A2, A3, A4, A5			PCR1-024
- Choice mode		TDD		PCR1-028
- UARFCN (Nt)		Reference to clause 5.1 Test frequencies		PCR1-029
Frequency info	A6	Not Present		PCR1-030
Multi-frequency Info		Not Present	Rel-7	PCR1-030a
MIMO parameters		Not Present	Rel-8	PCR1-025
Control Channel DRX information		Not Present	Rel-8	PCR1-026
SPS Information		Not Present	Rel-8	PCR1-027
MU-MIMO info		Not Present	Rel-10	PCR1-030b
Maximum allowed UL TX power		33dBm		PCR1-031
CHOICE channel requirement	A5, A6	Not Present		PCR1-032
CHOICE channel requirement	A1, A2, A3, A4	Uplink DPCH info		PCR1-033
- Uplink DPCH power control info				PCR1-034
- CHOICE mode		TDD		PCR1-035
- UL target SIR		25 dB		PCR1-036
- CHOICE UL OL PC info		Individually Signalled		PCR1-038
- CHOICE TDD option		1.28 Mcps TDD		PCR1-039
- TPC step size		1		PCR1-040
- Primary CCPCH Tx Power		20 Integer(6..43)		PCR1-041
- CHOICE mode		TDD		PCR1-042
- Uplink Timing Advance Control				PCR1-043
- CHOICE Timing Advance		Enabled		PCR1-044
- CHOICE TDD option		1.28 Mcps TDD		PCR1-045
- Uplink synchronization parameters				PCR1-046
- Uplink synchronization step size		1		PCR1-047
- Uplink synchronization frequency		1		PCR1-048
- Synchronization parameters				PCR1-049
- SYNC_UL codes bitmap		01010101		PCR1-050
- FPACH info				PCR1-051
- Timeslot number		0		PCR1-052
- Channelisation code		16/15		PCR1-053
- Midamble Shift and burst type				PCR1-054
- CHOICE TDD option		1.28 Mcps TDD		PCR1-055
- Midamble Allocation Mode		Default midamble		PCR1-056
- Midamble configuration		16 Integer(2, 4, 6, 8, 10, 12, 14, 16)		PCR1-057
- WT		4 Integer(1..4)		PCR1-058
- PRXUpPCHdes		-80 dBm		PCR1-059
- SYNC_UL procedure				PCR1-060
- Max SYNC_UL Transmissions		2		PCR1-061
- Power Ramp Step		2		PCR1-062
- UL CCTrCH List				PCR1-063
- TFCS ID		1		PCR1-064
- UL Target SIR		25 dB		PCR1-065
- Time info				PCR1-066
- Activation time		(256+CFN-(CFN MOD 8 + 8))MOD 256		PCR1-067
- Duration		Infinite		PCR1-068
- Common timeslot info				PCR1-069
- 2 nd interleaving mode		Default value is "Frame"		PCR1-070
- TFCl coding		Reference to clause 6 Parameter set		PCR1-071

Information Element	Condition	Value/remark	Version	Index
- Puncturing limit		Reference to clause 6 Parameter set		PCR1-072
- Repetition period		1		PCR1-073
- Repetition length		Null		PCR1-074
- Uplink DPCH timeslots and code				PCR1-075
- Dynamic SF usage		FALSE		PCR1-076
- First individual timeslot info				PCR1-077
- Timeslot number				PCR1-078
- CHOICE TDD option		1.28 Mcps TDD		PCR1-079
- Timeslot number		1 OR 2 OR 3		PCR1-080
- TFCI existence		TRUE		PCR1-081
- Midamble shift and burst type				PCR1-082
- CHOICE TDD option		1.28 Mcps TDD		PCR1-083
- Midamble allocation mode		Default midamble		PCR1-084
- Midamble configuration		16		PCR1-085
- Midamble Shift		Not Present		PCR1-086
- CHOICE TDD option		1.28 Mcps TDD		PCR1-087
- Modulation		QPSK		PCR1-088
- SS-TPC Symbols		1		PCR1-089
- Additional TPC-SS Symbols		Not present		PCR1-090
- First timeslot Code List		Repeated (1,2) for each channelisation code assigned in the slot to meet the needs of clause 6 Parameter Set.		PCR1-091
- channelisation codes		(SF/ i) where i denotes an unassigned code matching the SF specified in clause 6 Parameter Set.		PCR1-092
- CHOICE more timeslots		No more timeslots		PCR1-093
- UL CCTrCH List to Remove		Not present		PCR1-094
E-DCH Info		Not Present	Rel-7	PCR1-095
Multi-carrier E-DCH Info for LCR TDD		Not Present	Rel-10	PCR1-095a
CHOICE Mode	A1, A2, A3, A4, A5, A6	TDD		PCR1-096
Downlink HS-PDSCH Information	A1, A2, A3, A4, A5, A6	Not Present	Rel-5	PCR1-097
Downlink information common for all radio links	A1, A2, A3			PCR1-098
- Downlink DPCH info common for all RL				PCR1-099
- Timing indication		Maintain		PCR1-100
- CFN-targetSFN frame offset		Not Present		PCR1-101
- Downlink DPCH power control information				PCR1-102
- CHOICE mode		TDD		PCR1-103
- TPC Step Size		1		PCR1-104
- MAC-d HFN initial value		Not Present		PCR1-105
- CHOICE mode		TDD		PCR1-106
- CHOICE mode		TDD		PCR1-107
- CHOICE TDD option		1.28 Mcps TDD		PCR1-108
- TSTD indicator		FALSE		PCR1-109
- Default DPCH Offset Value		Not Present		PCR1-110
Downlink information common for all radio links	A4			PCR1-111
- Downlink DPCH info common for all RL				PCR1-112
- Timing indication		Initialize		PCR1-113
- CFN-targetSFN frame offset		Not Present		PCR1-114
- Downlink DPCH power control information				PCR1-115
- CHOICE mode		TDD		PCR1-116
- TPC Step Size		1		PCR1-117
- MAC-d HFN initial value		Not Present		PCR1-118
- CHOICE mode		TDD		PCR1-119
- CHOICE mode		TDD		PCR1-120
- CHOICE TDD option		1.28 Mcps TDD		PCR1-121
- TSTD indicator		FALSE		PCR1-122
- Default DPCH Offset Value				PCR1-123
- CHOICE mode		TDD		PCR1-124
- Default DPCH Offset Value		0 Integer(0..7)		PCR1-125
Downlink information common for all radio links	A5, A6	Not Present		PCR1-126

Information Element	Condition	Value/remark	Version	Index
Downlink information per radio link list	A1, A2, A3, A4			PCR1-127
- Downlink information for each radio link				PCR1-128
- Choice mode		TDD		PCR1-129
- Primary CCPCH info				PCR1-130
- Choice mode		TDD		PCR1-131
- Choice TDD Option		1.28 Mcps TDD		PCR1-132
- TSTD indicator		FALSE		PCR1-133
- Cell parameters ID		Ref. to the Default setting in clause 6.1 (TDD)		
		Integer(0..127)		PCR1-134
- SCTD indicator		FALSE		PCR1-135
- Downlink DPCH info for each RL				PCR1-136
- CHOICE mode		TDD		PCR1-137
- DL CCTrCh List				PCR1-138
- TFCS ID		2 Integer(1.8)		PCR1-139
- Time info				PCR1-140
- Activation time		Now		PCR1-141
- Duration		Infinite		PCR1-142
- Common timeslot info				PCR1-143
- 2nd interleaving mode		Default value is "Frame"		PCR1-144
- TFCI coding		Reference to clause 6 Parameter set		PCR1-145
- Puncturing limit		Reference to clause 6 Parameter set		PCR1-146
- Repetition period		1		PCR1-147
- Repetition length		NULL		PCR1-148
- Downlink DPCH timeslots and codes				PCR1-149
- First individual timeslot info				PCR1-150
- Timeslot number				PCR1-151
- CHOICE TDD option		1.28 Mcps TDD		PCR1-152
- Timeslot number		4 OR 5 OR 6		PCR1-153
- TFCI existence		TRUE		PCR1-154
- Midamble shift and burst type				PCR1-155
- CHOICE TDD option		1.28 Mcps TDD		PCR1-156
- Midamble allocation mode		Default midamble		PCR1-157
- Midamble configuration		16		PCR1-158
- Midamble Shift		Not Present		PCR1-159
- CHOICE TDD option		1.28 Mcps TDD		PCR1-160
- Modulation		QPSK		PCR1-161
- SS-TPC Symbols		1		PCR1-162
- Additional TPC-SS Symbols		Not present		PCR1-163
- First timeslot channelisation codes		Repeated (1,2) for each channelisation code assigned in the slot to meet the needs of clause 6 Parameter Set.		
				PCR1-164
- CHOICE codes representation				PCR1-165
- Channelisation codes bitmap		Reference to clause 6.11 Parameter Set		PCR1-166
- CHOICE more timeslots		No more timeslots		PCR1-167
- UL CCTrCH TPC List		This list is not required for 1.28 Mcps TDD and is to be ignored by the UE.		
				PCR1-168
- UL TPC TFCS Identity				PCR1-169
- TFCS ID		1		PCR1-170
- Shared Channel Indicator		FALSE		PCR1-171
- DL CCTrCH List to Remove		Not present		PCR1-172
- SCCPCH Information for FACH		Not Present	R99 and Rel-4 only	PCR1-173
- E-AGCH Info		Not Present	Rel-6	PCR1-174
- CHOICE mode		TDD	Rel-7	PCR1-175
- E-HICH Information		Not Present	Rel-7	PCR1-176
Downlink information per radio link list	A5			PCR1-177
- Downlink information for each radio link				PCR1-178
- Choice mode		TDD		PCR1-179
- Primary CCPCH info				PCR1-180
- Choice mode		TDD		PCR1-181
- Choice TDD Option		1.28 Mcps TDD		PCR1-182
- TSTD indicator		FALSE		PCR1-183
- Cell parameters ID		Ref. to the Default setting in clause 6.1 (TDD)		PCR1-184
		Integer(0..127)		
- SCTD indicator		FALSE		PCR1-185
- Downlink DPCH info for each RL		Not Present		PCR1-186

Information Element	Condition	Value/remark	Version	Index
- SCCPCH Information for FACH	A6	Not Present	R99 and Rel-4 only	PCR1-187
- E-AGCH Info		Not Present	Rel-6	PCR1-188
- CHOICE <i>mode</i>		TDD	Rel-7	PCR1-189
- E-HICH Information		Not Present	Rel-7	PCR1-190
Downlink information per radio link list		Not Present		PCR1-191
MBMS PL Service Restriction Information		Not Present	Rel-6	PCR1-192
CELL_DCH measurement occasion info LCR		Not Present	Rel-9	PCR1-192a

Condition	Explanation
A1	This IE need for "Non speech in CS"
A2	This IE need for "Speech in CS"
A3	This IE need for "Packet to CELL_DCH from CELL_DCH in PS"
A4	This IE need for "Packet to CELL_DCH from CELL_FACH in PS"
A5	This IE need for "Packet to CELL_FACH from CELL_DCH in PS"
A6	This IE need for "Packet to CELL_FACH from CELL_FACH in PS"

Contents of PHYSICAL CHANNEL RECONFIGURATION message: AM or UM (7.68 Mcps TDD)

Information Element	Condition	Value/remark	Version	Index
Message Type	A1, A2, A3, A4, A5, A6, A7, A8, A9, A10			PCR7-001
RRC transaction identifier		Arbitrarily selects an integer between 0 and 3		PCR7-002
Integrity check info				PCR7-003
- message authentication code		SS calculates the value of MAC-I for this message and writes to this IE. The first/leftmost bit of the bit string contains the most significant bit of the MAC-I.		PCR7-004
- RRC message sequence number		SS provides the value of this IE, from its internal counter.		PCR7-005
Integrity protection mode info		Not Present		PCR7-006
Ciphering mode info		Not Present		PCR7-007
Activation time	A1, A2, A3	$(256 + \text{CFN} - (\text{CFN} \bmod 8 + 8)) \bmod 256$		PCR7-008
Activation time	A4, A5, A6, A7, A8, A9, A10	Not Present		PCR7-009
New U-RNTI		Not Present		PCR7-010
New C-RNTI	A1, A2, A3, A4, A7, A8, A9, A10	Not Present		PCR7-011
New C-RNTI	A5, A6	'1010 1010 1010 1010'		PCR7-012
New DSCH-RNTI	A1, A2, A3, A4, A5, A6, A7, A8, A9, A10	Not Present		PCR7-013
New H-RNTI	A1, A2, A3, A4, A5, A6, A7, A8, A9, A10	Not Present	Rel-5	PCR7-014
RRC State indicator	A1, A2, A3, A4	CELL_DCH		PCR7-015
RRC State indicator	A5, A6	CELL_FACH		PCR7-016
RRC State indicator	A7, A8	URA_PCH		PCR7-017
RRC State indicator	A9, A10	CELL_PCH		PCR7-018
UTRAN DRX cycle length coefficient	A1, A2, A3, A4, A5, A6	Not Present		PCR7-019
UTRAN DRX cycle length coefficient	A7, A8, A9, A10	3		PCR7-020
CN information info		Not Present		PCR7-021
URA identity		Not Present		PCR7-022
Downlink counter synchronisation info		Not Present		PCR7-023
Frequency info	A1, A2, A3,			PCR7-024

Information Element	Condition	Value/remark	Version	Index
- Choice mode - UARFCN (Nt) Frequency info	A4, A5	TDD		PCR7-025
Maximum allowed UL TX power	A6, A7, A8, A9, A10	Reference to clause 5.1 Test frequencies Not Present		PCR7-026 PCR7-027
CHOICE channel requirement	A5, A6, A7, A8, A9, A10	33dBm		PCR7-028
CHOICE channel requirement	A5, A6, A7, A8, A9, A10	Not Present		PCR7-029
CHOICE channel requirement	A1, A2, A3, A4	Uplink DPCH info		PCR7-030
- Uplink DPCH power control info		TDD		PCR7-031
- CHOICE mode		6		PCR7-032
- UL target SIR		Individually Signalled		PCR7-033
- CHOICE UL OL PC info		7.68 Mcps TDD		PCR7-034
- CHOICE TDD option		Reference to TS34.108 clause 6.11 Parameter Set	Rel-7	PCR7-035
- Individual timeslot interference				PCR7-036
info				
- Individual timeslot interference		7.68 Mcps TDD		PCR7-037
- CHOICE TDD option		As required by, Reference to TS34.108 clause 6.11 Parameter Set	Rel-7	PCR7-038
- Timeslot number		As required by, Reference to TS34.108 clause 6.11 Parameter Set (if not specified -60 dBm)		PCR7-039
- TDD UL interference		18 Integer(6..43) (-70 dBm Received if pathloss not specified)		PCR7-040
- Primary CCPCH Tx Power		TDD		PCR7-041
- CHOICE mode		Enabled		PCR7-042
- Uplink Timing Advance Control		7.68 Mcps TDD		PCR7-043
- CHOICE Timing Advance		0	Rel-7	PCR7-044
- CHOICE TDD option			Rel-7	PCR7-045
- Extended UL Timing Advance				PCR7-046
- UL CCTrCH List		1		PCR7-047
- TFCS ID		Real (-11 .. 20 by step of 0.5dB)		PCR7-048
- UL Target SIR		Reference to TS34.108 Parameter set.		PCR7-049
- Time info				PCR7-050
- Activation time		(256+CFN-(CFN MOD 8 + 8))MOD 256		PCR7-051
- Duration		Infinite		PCR7-052
- Common timeslot info		Default value is "Frame"		PCR7-053
- 2 nd interleaving mode		Reference to TS34.108 clause 6 Parameter set		PCR7-054
- TFCl coding		Reference to TS34.108 clause 6 Parameter set		PCR7-055
- Puncturing limit				PCR7-056
- Repetition period		1		PCR7-057
- Repetition length		Null		PCR7-058
- Uplink DPCH timeslots and code		FALSE		PCR7-059
- Dynamic SF usage				PCR7-060
- First individual timeslot info				PCR7-061
- Timeslot number				PCR7-062
- CHOICE TDD option		7.68 Mcps TDD		PCR7-063
- Timeslot number		1 OR 2 OR 3	Rel-7	PCR7-064
- TFCl existence		TRUE		PCR7-065
- Midamble shift and burst type				PCR7-066
- CHOICE TDD option		7.68 Mcps TDD		PCR7-067
- Midamble allocation mode		Default midamble	Rel-7	PCR7-068
- Midamble configuration		8		PCR7-069
- Midamble Shift		Not Present		PCR7-070
- CHOICE TDD option		7.68 Mcps TDD (No Data)		PCR7-071
- First timeslot Code List		Repeated (1,2) for each channelisation code assigned in the slot to meet the needs of TS34.108 clause 6 Parameter Set.	Rel-7	PCR7-072
- channelisation codes		(SF/ i) where i denotes an unassigned code matching the SF specified in TS34.108 clause 6 Parameter Set.		PCR7-073

Information Element	Condition	Value/remark	Version	Index
- CHOICE more timeslots - UL CCTrCh List to Remove		No more timeslots (No Data) Not present		PCR7-074 PCR7-075
Downlink radio resources				PCR7-076
CHOICE Mode	A1, A2, A3, A4, A5, A6, A7, A8, A9, A10	TDD		PCR7-077
- Downlink PDSCH information		No data		PCR7-078
Downlink HS-PDSCH Information	A1, A2, A3, A4, A5, A6, A7, A8, A9, A10	Not Present	Rel-5	PCR7-079
Downlink information common for all radio links - Downlink DPCH info common for all RL - Timing indication - CFN-targetSFN frame offset - Downlink DPCH power control information - CHOICE mode - TPC Step Size - MAC-d HFN initial value - CHOICE mode - CHOICE mode - CHOICE TDD option - Default DPCH Offset Value	A1, A2, A3	Maintain Not Present TDD 1 Not Present TDD TDD 7.68 Mcps TDD (No Data) Not Present	 Rel-7	PCR7-080 PCR7-081 PCR7-082 PCR7-083 PCR7-084 PCR7-085 PCR7-086 PCR7-087 PCR7-088 PCR7-089 PCR7-090 PCR7-091
Downlink information common for all radio links - Downlink DPCH info common for all RL - Timing indication - CFN-targetSFN frame offset - Downlink DPCH power control information - CHOICE mode - TPC Step Size - MAC-d HFN initial value - CHOICE mode - CHOICE mode - CHOICE TDD option - Default DPCH Offset Value - CHOICE mode	A4	Initialise Not Present TDD 1 Not Present TDD TDD 7.68 Mcps TDD (No Data) TDD	 Rel-7	PCR7-092 PCR7-093 PCR7-094 PCR7-095 PCR7-096 PCR7-097 PCR7-098 PCR7-099 PCR7-100 PCR7-101 PCR7-102 PCR7-103 PCR7-104
- Default DPCH Offset Value		0 Integer(0..7)		PCR7-105
Downlink information common for all radio links	A5, A6, A7, A8, A9, A10	Not Present		PCR7-106
Downlink information per radio link list - Downlink information for each radio link - Choice mode - Primary CCPCH info - Choice mode - Choice TDD Option - CHOICE SyncCase - Timeslot - Cell parameters ID - SCTD indicator - Downlink DPCH info for each RL - CHOICE mode - DL CCTrCh List - TFCS ID - Time info - Activation time - Duration - Common timeslot info - 2nd interleaving mode - TFCI coding	A1, A2, A3	TDD TDD 7.68 Mcps TDD Sync Case 1 Reference clause 6.1.4 Default settings for cell 1 Ref. to the Default setting in TS34.108 clause 6.1 (TDD) Integer(0..127) FALSE 7.68 TDD 2 Integer(1.8) Now Infinite Default value is "Frame" Reference to TS34.108 clause 6	 Rel-7 Rel-7	PCR7-107 PCR7-108 PCR7-109 PCR7-110 PCR7-111 PCR7-112 PCR7-113 PCR7-114 PCR7-115 PCR7-116 PCR7-117 PCR7-118 PCR7-119 PCR7-120 PCR7-121 PCR7-122 PCR7-123 PCR7-124 PCR7-125 PCR7-126

Information Element	Condition	Value/remark	Version	Index
<ul style="list-style-type: none"> - Puncturing limit - Repetition period - Repetition length - Downlink DPCH timeslots and codes VHCR		Parameter set Reference to TS34.108 clause 6 Parameter set 1 NULL	Rel-7	PCR7-127 PCR7-128 PCR7-129 PCR7-130
		7.68 Mcps TDD 4 OR 5 OR 6 TRUE	Rel-7	PCR7-131 PCR7-132 PCR7-133 PCR7-134 PCR7-135 PCR7-136
		7.68 Mcps TDD	Rel-7	PCR7-137
	- CHOICE <i>Burst Type</i>	Type 1		PCR7-138
<ul style="list-style-type: none"> - Midamble allocation mode - Midamble configuration - Midamble Shift - CHOICE TDD option - First timeslot channelisation codes VHCR		Default midamble 8 Not Present 7.68 Mcps TDD Repeated (1,2) for each channelisation code assigned in the slot to meet the needs of TS34.108 clause 6.11 Parameter Set. Bitmap Reference to TS34.108 clause 6.11 Parameter Set	Rel-7	PCR7-139 PCR7-140 PCR7-141 PCR7-142 PCR7-143
	<ul style="list-style-type: none"> - CHOICE codes representation - Channelisation codes bitmap - CHOICE more timeslots - UL CCTrCH TPC List - UL TPC TFCS Identity - TFCS ID - Shared Channel Indicator - DL CCTrCH List to Remove - SCCPCH Information for FACH		No more timeslots (No Data) Default (is previous list or all defined UL CCTrCHs.) 1 FALSE Not present Not Present	R99 and Rel-4 only
Downlink information per radio link list - Downlink information for each radio link - Choice mode - Primary CCPCH info - Choice mode - Choice TDD Option - CHOICE <i>SyncCase</i> - Timeslot - Cell parameters ID - SCTD indicator	A4	TDD TDD 7.68 Mcps TDD Sync Case 1 Reference clause 6.1.4 Default settings for cell 1 Ref. to the Default setting in TS34.108 clause 6.1 (TDD) Integer(0..127) FALSE	Rel-7	PCR7-153 PCR7-154 PCR7-155 PCR7-156 PCR7-157 PCR7-158 PCR7-159 PCR7-160 PCR7-161 PCR7-162
<ul style="list-style-type: none"> - Downlink DPCH info for each RL - CHOICE mode - DL CCTrCh List - DL CCTrCH List to Remove - SCCPCH Information for FACH Downlink information per radio link list - Downlink information for each radio link - Choice mode - Primary CCPCH info - Choice mode - Choice TDD Option - CHOICE <i>SyncCase</i> - Timeslot - Cell parameters ID - SCTD indicator - Downlink DPCH info for each RL - SCCPCH Information for FACH	A5	TDD Not Present Not present Not Present	R99 and Rel-4 only	PCR7-163 PCR7-164 PCR7-165 PCR7-166 PCR7-167
		TDD TDD 7.68 Mcps TDD Sync Case 1 Reference clause 6.1.4 Default settings for cell 1 Ref. to the Default setting in TS34.108 clause 6.1 (TDD) Integer(0..127) FALSE	Rel-7	PCR7-168 PCR7-169 PCR7-170 PCR7-171 PCR7-172 PCR7-173 PCR7-174 PCR7-175 PCR7-176 PCR7-177 PCR7-178 PCR7-179

Information Element	Condition	Value/remark	Version	Index
Downlink information per radio link list	A6, A7, A8, A9, A10	Not Present	Rel-4 only	PCR7-180

Condition	Explanation
A1	This IE need for "Non speech in CS"
A2	This IE need for "Speech in CS"
A3	This IE need for "Packet to CELL_DCH from CELL_DCH in PS"
A4	This IE need for "Packet to CELL_DCH from CELL_FACH in PS"
A5	This IE need for "Packet to CELL_FACH from CELL_DCH in PS"
A6	This IE need for "Packet to CELL_FACH from CELL_FACH in PS"
A7	This IE need for "Packet to URA_PCH from CELL_FACH in PS"
A8	This IE need for "Packet to URA_PCH from CELL_DCH in PS"
A9	This IE need for "Packet to CELL_PCH from CELL_FACH in PS"
A10	This IE need for "Packet to CELL_PCH from CELL_DCH in PS"

Contents of PHYSICAL CHANNEL RECONFIGURATION COMPLETE message: AM (3.84 Mcps TDD)

Information Element	Value/remark	Version
Message Type RRC transaction identifier	Checked to see if it's set to identical value of the same IE in the downlink PHYSICAL CHANNEL RECONFIGURATION message	Rel-4
Integrity check info - Message authentication code	This IE is checked to see if it is present. The value is compared against the XMAC-I value computed by SS. The first/ leftmost bit of the bit string contains the most significant bit of the MAC-I.	
- RRC Message sequence number	This IE is checked to see if it is present. The value is used by SS to compute the XMAC-I value.	
Uplink integrity protection activation info CHOICE mode	Not checked TDD	
- CHOICE TDD option	3.84 Mcps TDD	
- Uplink Timing Advance	0	
COUNT-C activation time	Not checked	
Radio bearer uplink ciphering activation time info	Not checked	
Uplink counter synchronisation info	Not checked	

Contents of PHYSICAL CHANNEL RECONFIGURATION COMPLETE message: AM (1.28 Mcps TDD)

Information Element	Value/remark	Version
Message Type RRC transaction identifier	Checked to see if it's set to identical value of the same IE in the downlink PHYSICAL CHANNEL RECONFIGURATION message	Rel-4
Integrity check info - Message authentication code	This IE is checked to see if it is present. The value is compared against the XMAC-I value computed by SS. The first/ leftmost bit of the bit string contains the most significant bit of the MAC-I.	
- RRC Message sequence number	This IE is checked to see if it is present. The value is used by SS to compute the XMAC-I value.	
Uplink integrity protection activation info CHOICE mode	Not checked TDD	
CHOICE TDD option	1.28 Mcps TDD	
COUNT-C activation time	Not checked	
Radio bearer uplink ciphering activation time info	Not checked	
Uplink counter synchronization info	Not checked	

Contents of PHYSICAL CHANNEL RECONFIGURATION COMPLETE message: AM (7.68 Mcps TDD)

Information Element	Value/remark	Version
Message Type		
RRC transaction identifier	Checked to see if it's set to identical value of the same IE in the downlink PHYSICAL CHANNEL RECONFIGURATION message	
Integrity check info		
- Message authentication code	This IE is checked to see if it is present. The value is compared against the XMAC-I value computed by SS. The first/ leftmost bit of the bit string contains the most significant bit of the MAC-I.	
- RRC Message sequence number	This IE is checked to see if it is present. The value is used by SS to compute the XMAC-I value.	
Uplink integrity protection activation info	Not checked	
CHOICE mode	TDD	
- CHOICE TDD option	7.68 Mcps TDD	Rel-7
- Extended Uplink Timing Advance	0	Rel-7
COUNT-C activation time	Not checked	
Radio bearer uplink ciphering activation time info	Not checked	
Uplink counter synchronisation info	Not checked	

Contents of PHYSICAL CHANNEL RECONFIGURATION FAILURE message: AM

Information Element	Value/remark
Message Type	
RRC transaction identifier	Checked to see if it is set to identical value of the same IE in the downlink PHYSICAL CHANNEL RECONFIGURATION message.
Integrity check info	
- Message authentication code	This IE is checked to see if it is present. The value is compared against the XMAC-I value computed by SS. The first/ leftmost bit of the bit string contains the most significant bit of the MAC-I.
- RRC Message sequence number	This IE is checked to see if it is present. The value is used by SS to compute the XMAC-I value.
Failure cause	Checked to see if it meets test requirement

Contents of RADIO BEARER RECONFIGURATION message: AM or UM (3.84 Mcps TDD)

Information Element	Condition	Value/remark	Version	Index
Message Type	A1,A2,A3, A4,A5,A6			RBR3-00
UE Information elements				RBR3-00
RRC transaction identifier		Arbitrarily selects an integer between 0 and 3		RBR3-00
Integrity check info				RBR3-00
- message authentication code		SS calculates the value of MAC-I for this message and writes to this IE. The first/ leftmost bit of the bit string contains the most significant bit of the MAC-I.		RBR3-00
- RRC message sequence number		SS provides the value of this IE, from its internal counter.		RBR3-00
Integrity protection mode info		Not Present		RBR3-00
Ciphering mode info		Not Present		RBR3-00
Activation time	A1,A2,A3	(256+CFN-(CFN MOD 8 + 8))MOD 256		RBR3-00
Activation time	A4, A5,A6	Not Present		RBR3-00
New U-RNTI		MD Integer(0..255) default is 'now'		RBR3-00
New C-RNTI		Not Present		RBR3-00
New C-RNTI	A1, A2, A3, A4,			
New C-RNTI	A5, A6	'1010 1010 1010 1010'		RBR3-00
New DSCH-RNTI	A1, A2, A3, A4, A5, A6	Not Present		RBR3-00
New H-RNTI	A1, A2, A3,	Not Present	Rel-5	RBR3-00

Information Element	Condition	Value/remark	Version	Index
- PDCP SN info		Not Present		RBR3-07
- RLC info		Not Present		RBR3-07
- RB mapping info		Not Present		RBR3-07
- RB stop/continue		Not Present		RBR3-07
- RB information to reconfigure		(AM DCCH for NAS_DT High priority)		RBR3-07
- RB identity		3		RBR3-07
- PDCP info		Not Present		RBR3-07
- PDCP SN info		Not Present		RBR3-08
- RLC info		Not Present		RBR3-08
- RB mapping info		Not Present		RBR3-08
- RB stop/continue		Not Present		RBR3-08
- RB information to reconfigure		(AM DCCH for NAS_DT Low priority)		RBR3-08
- RB identity		4		RBR3-08
- PDCP info		Not Present		RBR3-08
- PDCP SN info		Not Present		RBR3-08
- RLC info		Not Present		RBR3-08
- RB mapping info		Not Present		RBR3-08
- RB stop/continue		Not Present		RBR3-08
- RB information to reconfigure		(TM DTCH)		RBR3-09
- RB identity		10		RBR3-09
- PDCP info		Not Present		RBR3-09
- PDCP SN info		Not Present		RBR3-09
- RLC info		Not Present		RBR3-09
- RB mapping info		Not Present		RBR3-09
- RB stop/continue		Not Present		RBR3-09
- RB information to reconfigure		(TM DTCH)		RBR3-09
- RB identity		11		RBR3-09
- PDCP info		Not Present		RBR3-10
- PDCP SN info		Not Present		RBR3-10
- RLC info		Not Present		RBR3-10
- RB mapping info		Not Present		RBR3-10
- RB stop/continue		Not Present		RBR3-10
- RB information to reconfigure		(TM DTCH)		RBR3-10
		(This IE is needed for 12.2 kbps and 10.2 kbps)		
- RB identity		12		RBR3-10
- PDCP info		Not Present		RBR3-10
- PDCP SN info		Not Present		RBR3-10
- RLC info		Not Present		RBR3-10
- RB mapping info		Not Present		RBR3-10
- RB stop/continue		Not Present		RBR3-10
- RB information to reconfigure list	A3,A4,A5, A6	TS25.331 specifies that "Although this IE is not always required, need is MP to align with ASN.1".		RBR3-10
- RB information to reconfigure		(UM DCCH for RRC)		RBR3-10
- RB identity		1		RBR3-10
- PDCP info		Not Present		RBR3-10
- PDCP SN info		Not Present		RBR3-10
- RLC info		Not Present		RBR3-10
- RB mapping info		Not Present		RBR3-10
- RB stop/continue		Not Present		RBR3-10
- RB information to reconfigure		(AM DCCH for RRC)		RBR3-10
- RB identity		2		RBR3-10
- PDCP info		Not Present		RBR3-10
- PDCP SN info		Not Present		RBR3-10
- RLC info		Not Present		RBR3-10
- RB mapping info		Not Present		RBR3-10
- RB stop/continue		Not Present		RBR3-10
- RB information to reconfigure		(AM DCCH for NAS_DT High priority)		RBR3-10
- RB identity		3		RBR3-10
- PDCP info		Not Present		RBR3-10
- PDCP SN info		Not Present		RBR3-10
- RLC info		Not Present		RBR3-10
- RB mapping info		Not Present		RBR3-10
- RB stop/continue		Not Present		RBR3-10
- RB information to reconfigure		(AM DCCH for NAS_DT Low priority)		RBR3-10
- RB identity		4		RBR3-10

Information Element	Condition	Value/remark	Version	Index
- PDCP info		Not Present		RBR3-11
- PDCP SN info		Not Present		RBR3-11
- RLC info		Not Present		RBR3-11
- RB mapping info		Not Present		RBR3-11
- RB stop/continue		Not Present		RBR3-11
- RB information to reconfigure		(AM DTCH)		RBR3-11
- RB identity		20		RBR3-11
- PDCP info		Not Present		RBR3-11
- PDCP SN info		Not Present		RBR3-11
- RLC info		Not Present		RBR3-11
- RB mapping info		Not Present		RBR3-11
- RB stop/continue		Not Present		RBR3-11
RB information to be affected	A1, A2, A3,A4,A5, A6	Not Present		RBR3-11
TrCH Information Elements				RBR3-11
Uplink transport channels				RBR3-11
UL Transport channel information for all transport channels	A1, A2, A5,A6	Not Present		RBR3-11
UL Transport channel information for all transport channels	A3, A4	Not Present		RBR3-11
- PRACH TFCS		TDD		RBR3-11
- CHOICE mode				RBR3-11
- Individual UL CCTrCH information				RBR3-11
- UL TFCS Identity				RBR3-11
- TFCS ID		1		RBR3-11
- Shared Channel Indicator		FALSE		RBR3-11
- UL TFCS				RBR3-11
- CHOICE <i>TFCI signalling</i>		Normal (another option "split" only for FDD)		RBR3-11
- TFCI Field 1 Information				RBR3-11
- CHOICE <i>TFCS representation</i>		Complete reconfiguration		RBR3-11
- TFCS complete reconfiguration				RBR3-11
- CHOICE <i>CTFC Size</i>		Number of bits used must be enough to cover all combinations of CTFC from TS34.108 clause 6.10.3.4 Parameter Set.		RBR3-11
- CTFC information		This IE is repeated for TFC numbers and reference to TS34.108 clause 6.10.3.4 Parameter Set		RBR3-11
- CTFC		Reference to TS34.108 clause 6.10.3.4 Parameter Set		RBR3-11
- Power offset information				RBR3-11
- CHOICE Gain Factors		Computed Gain Factors (The last TFC is set to Signalled Gain Factors)		RBR3-11
- Reference TFC ID		0 Integer(0.. 3)		RBR3-11
- CHOICE Gain Factors		Signalled Gain Factors (Not Present if the CHOICE Gain Factors is set to ComputedGain Factors)		RBR3-11
- CHOICE <i>mode</i>		TDD		RBR3-11
- Gain Factor β_d		15		RBR3-11
- Reference TFC ID		0 Integer(0.. 3)		RBR3-11
- CHOICE <i>mode</i>		TDD		RBR3-11
- TFC subset				RBR3-11
- CHOICE <i>Subset representation</i>		Minimum allowed Transport format combination index		RBR3-11
- Allowed transport format combination list		Not present		RBR3-11
- Non-allowed transport format combination list		Not present		RBR3-11
- Non-allowed transport format		Not present		RBR3-11

Information Element	Condition	Value/remark	Version	Index
combination list				
- Full transport format combination set		Not present		RBR3-11
- TFC subset list		Not present		RBR3-11
Deleted TrCH information list				RBR3-11
Deleted UL TrCH information	A1, A2, A3, A4, A5, A6	Not Present		RBR3-11
Added or Reconfigured TrCH information list				RBR3-11
Added or Reconfigured UL TrCH information	A1, A2, A5, A6	Not Present		RBR3-11
Added or Reconfigured UL TrCH information	A4	2 TrCHs(DCH for DCCH and DCH for DTCH)		RBR3-11
- Uplink transport channel type		DCH		RBR3-11
- UL Transport channel identity		5		RBR3-11
- TFS				RBR3-11
- CHOICE Transport channel type		Dedicated transport channels		RBR3-11
- Dynamic Transport format information				RBR3-11
- RLC Size		Reference to TS34.108 clause 6.10.3 Parameter Set		RBR3-11
- Number of TBs and TTI List		(This IE is repeated for TFI number.)		RBR3-11
- Transmission Time Interval		Not Present		RBR3-11
- Number of Transport blocks		Reference to TS34.108 clause 6.10.3 Parameter Set		RBR3-11
- CHOICE Logical Channel list		All		RBR3-11
- Semi-static Transport Format information				RBR3-11
- Transmission time interval		Reference to TS34.108 clause 6.10.3 Parameter Set		RBR3-11
- Type of channel coding		Reference to TS34.108 clause 6.10.3 Parameter Set		RBR3-11
- Coding Rate		Reference to TS34.108 clause 6.10.3 Parameter Set		RBR3-21
- Rate matching attribute		Reference to TS34.108 clause 6.10.3 Parameter Set		RBR3-21
- CRC size		Reference to TS34.108 clause 6.10.3 Parameter Set		RBR3-21
- Uplink transport channel type		DCH		RBR3-21
- UL Transport channel identity		1		RBR3-21
- TFS				RBR3-21
- CHOICE Transport channel type		Dedicated transport channels		RBR3-21
- Dynamic Transport format information				RBR3-21
- RLC Size		Reference to TS34.108 clause 6.10.3 Parameter Set		RBR3-21
- Number of TBs and TTI List		(This IE is repeated for TFI number.)		RBR3-21
- Transmission Time Interval		Not Present		RBR3-21
- Number of Transport blocks		Reference to TS34.108 clause 6.10.3 Parameter Set		RBR3-21
- CHOICE Logical Channel list		All		RBR3-21
- Semi-static Transport Format information				RBR3-21
- Transmission time interval		Reference to TS34.108 clause 6.10.3 Parameter Set		RBR3-21
- Type of channel coding		Reference to TS34.108 clause 6.10.3 Parameter Set		RBR3-21
- Coding Rate		Reference to TS34.108 clause 6.10.3 Parameter Set		RBR3-21
- Rate matching attribute		Reference to TS34.108 clause 6.10.3 Parameter Set		RBR3-21
- CRC size		Reference to TS34.108 clause 6.10.3 Parameter Set		RBR3-21
Added or Reconfigured UL TrCH information	A3	(DCH for DTCH)		RBR3-21
- Uplink transport channel type		DCH		RBR3-21
- UL Transport channel identity		1		RBR3-21
- TFS				RBR3-21
- CHOICE Transport channel type		Dedicated transport channels		RBR3-21
- Dynamic Transport format information				RBR3-21
- RLC Size		Reference to TS34.108 clause 6.10.3 Parameter Set		RBR3-21
- Number of TBs and TTI List		(This IE is repeated for TFI number.)		RBR3-21
- Transmission Time Interval		Not Present		RBR3-21

Information Element	Condition	Value/remark	Version	Index
<ul style="list-style-type: none"> - Number of Transport blocks - CHOICE Logical Channel list - Semi-static Transport Format information - Transmission time interval - Type of channel coding - Coding Rate - Rate matching attribute - CRC size 		<p>Reference to TS34.108 clause 6.10.3 Parameter Set All</p> <p>Reference to TS34.108 clause 6.10.3 Parameter Set</p> <p>Reference to TS34.108 clause 6.10.3 Parameter Set</p> <p>Reference to TS34.108 clause 6.10.3 Parameter Set</p> <p>Reference to TS34.108 clause 6.10.3 Parameter Set</p> <p>Reference to TS34.108 clause 6.10.3 Parameter Set</p>		RBR3-2; RBR3-2; RBR3-2; RBR3-2; RBR3-2; RBR3-2; RBR3-2;
CHOICE mode - (no data)	A1,A2,A3, A4,A5,A6	TDD		RBR3-2; RBR3-2;
Downlink transport channels				RBR3-2;
DL Transport channel information common for all transport channel	A1, A2, A5, A6	Not Present		RBR3-2;
DL Transport channel information common for all transport channel <ul style="list-style-type: none"> - SCCPCH TFCS - CHOICE mode - Individual DL CCTrCH information <ul style="list-style-type: none"> - DL TFCS Identity - TFCS ID - Shared Channel Indicator - CHOICE <i>DL parameters</i> <ul style="list-style-type: none"> - DL TFCS <ul style="list-style-type: none"> - CHOICE <i>TFCI signalling</i> - TFCI Field 1 Information - CHOICE <i>TFCS representation</i> <ul style="list-style-type: none"> - TFCS complete reconfiguration information <ul style="list-style-type: none"> - CHOICE CTFC Size - CTFC information <ul style="list-style-type: none"> - CTFC - Power offset 	A3,A4	<p>Not Present TDD</p> <p>Independent</p> <p>Normal (Normal' : meaning no split in the TFCI field either 'Logical' or 'Hard')</p>		RBR3-2; RBR3-2; RBR3-2; RBR3-2; RBR3-2; RBR3-2; RBR3-2; RBR3-2; RBR3-2; RBR3-2; RBR3-2;
		Complete reconfiguration		RBR3-2;
Deleted TrCH information list				RBR3-2;
Deleted DL TrCH information	A1, A2, A3, A4, A5,A6	Not Present		RBR3-2;
Added or Reconfigured TrCH information list				RBR3-2;
Added or Reconfigured DL TrCH information	A1, A2, A5, A6	Not Present		RBR3-2;
Added or Reconfigured DL TrCH information <ul style="list-style-type: none"> - Downlink transport channel type - DL Transport channel identity - CHOICE DL parameters - Uplink transport channel type - UL TrCH identity - DCH quality target - BLER Quality value - Downlink transport channel type - DL Transport channel identity - CHOICE DL parameters - TFS 	A4	<p>2 TrCHs(DCH for DCCH and DCH for DTCH) DCH 10 Same as UL DCH 5</p> <p>Not Present DCH 6 Explicit</p>		RBR3-2; RBR3-2; RBR3-2; RBR3-2; RBR3-2; RBR3-2; RBR3-2; RBR3-2; RBR3-2; RBR3-2; RBR3-2; RBR3-2;

Information Element	Condition	Value/remark	Version	Index
<ul style="list-style-type: none"> - CHOICE Transport channel type - Dynamic transport format information - RLC Size - Number of TBs and TTI List - Dynamic transport format information - Transmission Time Interval - Number of Transport blocks - Semi-static Transport Format information - Transmission time interval - Type of channel coding - Coding Rate - Rate matching attribute - CRC size - DCH quality target - BLER Quality value 		<p>Dedicated transport channel</p> <p>Reference to TS34.108 clause 6.10.3 Parameter Set (This IE is repeated for TFI number.)</p> <p>Not Present</p> <p>Reference to TS34.108 clause 6.10.3 Parameter Set</p> <p>Reference to TS34.108 clause 6.10.3 Parameter Set</p> <p>Reference to TS34.108 clause 6.10.3 Parameter Set</p> <p>Reference to TS34.108 clause 6.10.3 Parameter Set</p> <p>Reference to TS34.108 clause 6.10.3 Parameter Set</p> <p>Reference to TS34.108 clause 6.10.3 Parameter Set</p> <p>-20 (-2.0)</p>		<p>RBR3-27</p> <p>RBR3-27</p> <p>RBR3-27</p> <p>RBR3-27</p> <p>RBR3-27</p> <p>RBR3-27</p> <p>RBR3-27</p> <p>RBR3-28</p> <p>RBR3-28</p> <p>RBR3-28</p> <p>RBR3-28</p> <p>RBR3-28</p> <p>RBR3-28</p> <p>RBR3-28</p> <p>RBR3-28</p> <p>RBR3-28</p> <p>RBR3-28</p>
<p>Added or Reconfigured DL TrCH information</p> <ul style="list-style-type: none"> - Downlink transport channel type - DL Transport channel identity - CHOICE DL parameters - TFS - CHOICE Transport channel type - Dynamic transport format information - RLC Size - Number of TBs and TTI List - Dynamic transport format information - Transmission Time Interval - Number of Transport blocks - Semi-static Transport Format information - Transmission time interval - Type of channel coding - Coding Rate - Rate matching attribute - CRC size - DCH quality target - BLER Quality value 	A3	<p>DCH</p> <p>6</p> <p>Explicit</p> <p>Dedicated transport channel</p> <p>Reference to TS34.108 clause 6.10.3 Parameter Set (This IE is repeated for TFI number.)</p> <p>Not Present</p> <p>Reference to TS34.108 clause 6.10.3 Parameter Set</p> <p>Reference to TS34.108 clause 6.10.3 Parameter Set</p> <p>Reference to TS34.108 clause 6.10.3 Parameter Set</p> <p>Reference to TS34.108 clause 6.10.3 Parameter Set</p> <p>Reference to TS34.108 clause 6.10.3 Parameter Set</p> <p>Reference to TS34.108 clause 6.10.3 Parameter Set</p> <p>-20 (-2.0)</p>		<p>RBR3-28</p> <p>RBR3-28</p> <p>RBR3-28</p> <p>RBR3-28</p> <p>RBR3-28</p> <p>RBR3-28</p> <p>RBR3-28</p> <p>RBR3-28</p> <p>RBR3-28</p> <p>RBR3-28</p> <p>RBR3-28</p> <p>RBR3-30</p> <p>RBR3-30</p> <p>RBR3-30</p> <p>RBR3-30</p> <p>RBR3-30</p> <p>RBR3-30</p> <p>RBR3-30</p> <p>RBR3-30</p> <p>RBR3-30</p> <p>RBR3-30</p>
Preconfiguration	A1,A2,A3, A4,A5,A6	[FFS]	Rel-5	RBR3-30
PhyCH information elements				RBR3-30
Frequency info	A1,A2,A3, A4,A5	TDD Reference to clause 5.1 Test frequencies		RBR3-31
Frequency info	A6	Not Present		RBR3-31
Uplink radio resources				RBR3-31
Maximum allowed UL TX power	A1,A2,A3, A4,A5,A6	33dBm		RBR3-31
CHOICE channel requirement	A1, A2, A3, A4	Uplink DPCH info		RBR3-31
<ul style="list-style-type: none"> -Uplink DPCH power control info - CHOICE mode - UL target SIR - CHOICE <i>UL OL PC info</i> 		<p>TDD</p> <p>6</p> <p>Individually Signalled</p>		<p>RBR3-31</p> <p>RBR3-31</p> <p>RBR3-31</p> <p>RBR3-31</p>

Information Element	Condition	Value/remark	Version	Index
- CHOICE TDD option - Individual timeslot interference info - Individual timeslot interference - CHOICE TDD option - Timeslot number - TDD UL interference - Primary CCPCH Tx Power - CHOICE mode - Uplink Timing Advance Control - CHOICE <i>Timing Advance</i> - CHOICE <i>TDD option</i>		3.84 Mcps TDD Reference to TS34.108 clause 6.10.3 Parameter Set 3.84 Mcps TDD As required by, Reference to TS34.108 clause 6.10.3 Parameter Set As required by, Reference to TS34.108 clause 6.10.3 Parameter Set (if not specified -60 dBm) 18 Integer(6..43) (-70 dBm Received if pathloss not specified) TDD Enabled 3.84 Mcps TDD (Default)	Rel-4 Rel-4 Rel-4	RBR3-3f RBR3-3f RBR3-3f RBR3-3f RBR3-3f RBR3-3f RBR3-3f RBR3-3f RBR3-3f RBR3-3f
- UL CCTrCH List - TFCS ID		1		RBR3-3f RBR3-3f
- UL Target SIR		Real (-11 .. 20 by step of 0.5dB) Reference to TS34.108 Parameter set.		RBR3-3f
- Time info - Activation time - Duration - Common timeslot info - 2 nd interleaving mode - TFCI coding - Puncturing limit - Repetition period - Repetition length - Uplink DPCH timeslots and code - Dynamic SF usage - First individual timeslot info - Timeslot number - CHOICE TDD option - Timeslot number - TFCI existence - Midamble shift and burst type		(256+CFN-(CFN MOD 8 + 8))MOD 256 infinite Default value is "Frame" Reference to TS34.108 clause 6 Parameter set Reference to TS34.108 clause 6 Parameter set 1 empty FALSE	 Rel-4	RBR3-3f RBR3-3f RBR3-3f RBR3-3f RBR3-3f RBR3-3f RBR3-3f RBR3-3f RBR3-3f RBR3-3f RBR3-3f RBR3-3f RBR3-3f RBR3-3f RBR3-3f
- CHOICE TDD option - CHOICE <i>Burst Type</i> - Midamble allocation mode - Midamble configuration - Midamble Shift - CHOICE TDD option - First timeslot Code List - channelisation codes - CHOICE more timeslots - UL CCTrCH List to Remove CHOICE channel requirement	A5, A6	3.84 Mcps TDD Type 1 Default midamble 16 Not Present 3.84 Mcps TDD (No Data) Repeated (1,2) for each channelisation code assigned in the slot to meet the needs of TS34.108 clause 6 Parameter Set. (SF/ i) where i denotes an unassigned code matching the SF specified in TS34.108 clause 6 Parameter Set. No more timeslots (No Data) Not present Not Present	Rel-4 Rel-4	RBR3-3f RBR3-3f RBR3-3f RBR3-3f RBR3-3f RBR3-3f RBR3-3f RBR3-3f RBR3-3f RBR3-3f RBR3-3f
Downlink radio resources				RBR3-3f
CHOICE Mode - Downlink PDSCH information	A1,A2,A3, A4,A5,A6	TDD No date		RBR3-3f RBR3-3f
Downlink HS-PDSCH Information	A1, A2, A3, A4, A5, A6	Not Present	Rel-5	RBR3-3f
Downlink information common for all radio links	A5, A6	Not Present		RBR3-3f
Downlink information common for all radio links - Downlink DPCH info common for all RL	A1, A2, A3			RBR3-3f RBR3-3f

Information Element	Condition	Value/remark	Version	Index
<ul style="list-style-type: none"> - CHOICE codes representation - Channelisation codes bitmap - CHOICE more timeslots - UL CCTrCH TPC List - UL TPC TFCS Identity - TFCS ID - Shared Channel Indicator - DL CCTrCH List to Remove - SCCPCH Information for FACH 		Set. Bitmap Reference to TS34.108 clause 6.10 Parameter Set No more timeslots (No Data) Default (is previous list or all defined UL CCTrCHs.) 1 FALSE Not present Not Present	R99 and Rel-4 only	RBR3-4; RBR3-4; RBR3-4; RBR3-4; RBR3-4; RBR3-4; RBR3-4; RBR3-4;
Downlink information per radio link list <ul style="list-style-type: none"> - Downlink information for each radio link - Choice mode - Primary CCPCH info - Choice mode - Choice TDD Option - TSTD indicator - Cell parameters ID - SCTD indicator 	A5	TDD TDD 3.84 Mcps TDD FALSE Reference clause 6.1.4 Default settings for cell 1 FALSE	Rel-4	RBR3-4; RBR3-4; RBR3-4; RBR3-4; RBR3-4; RBR3-4; RBR3-4;
- Downlink DPCH info for each RL		Not Present		RBR3-4
- SCCPCH Information for FACH		Not Present	R99 and Rel-4 only	RBR3-4
Downlink information per radio link list	A6			RBR3-4
- Downlink information for each radio link		Not Present		RBR3-4

Condition	Explanation
A1	This IE need for "Non speech in CS"
A2	This IE need for "Speech in CS"
A3	This IE need for "Packet to CELL_DCH from CELL_DCH in PS"
A4	This IE need for "Packet to CELL_DCH from CELL_FACH in PS"
A5	This IE need for "Packet to CELL_FACH from CELL_DCH in PS"
A6	This IE need for "Packet to CELL_FACH from CELL_FACH in PS"

Contents of RADIO BEARER RECONFIGURATION message: AM or UM (1.28 Mcps TDD)

Information Element	Condition	Value/remark	Version	Index
Message Type	A1,A2,A3,A4,A5,A6			RBR1-001
UE Information elements				RBR1-002
RRC transaction identifier		Arbitrarily selects an integer between 0 and 3		RBR1-003
Integrity check info				RBR1-004
- message authentication code		SS calculates the value of MAC-I for this message and writes to this IE. The first/ leftmost bit of the bit string contains the most significant bit of the MAC-I.		RBR1-005
- RRC message sequence number		SS provides the value of this IE, from its internal counter.		RBR1-006
Integrity protection mode info		Not Present		RBR1-007
Ciphering mode info		Not Present		RBR1-008
Activation time	A1,A2,A3	(256+CFN-(CFN MOD 8 + 8))MOD 256		RBR1-009
Activation time	A4, A5,A6	Not Present		RBR1-010
Delay restriction flag	A1,A2,A3,A4,A5,A6	MD Integer(0..255) default is 'now'	Rel-6	RBR1-011
New U-RNTI		Not Present		RBR1-012
New C-RNTI	A1, A2, A3, A4,	Not Present		RBR1-013

Information Element	Condition	Value/remark	Version	Index
New C-RNTI	A5, A6	'1010 1010 1010 1010'		RBR1-014
New DSCH-RNTI	A1, A2, A3, A4, A5, A6	Not Present		RBR1-015
New H-RNTI	A1, A2, A3, A4, A5, A6	Not Present	Rel-5	RBR1-016
CHOICE <i>mode</i> - New E-RNTI		TDD	Rel-7	RBR1-017
RRC State indicator	A1, A2, A3, A4	CELL_DCH Indicates to a UE the RRC state to be entered.	Rel-7	RBR1-018 RBR1-019
RRC State indicator	A5, A6	CELL_FACH		RBR1-020
UTRAN DRX cycle length coefficient	A1,A2,A3,A4, A5,A6	Not Present A coefficient in the formula to count the paging occasions to be used by a specific UE		RBR1-021
CN information elements				RBR1-022
CN information info		Not Present		RBR1-023
UTRAN mobility information elements				RBR1-024
RNC support for change of UE capability		Not Present	Rel-7	RBR1-024a
Reconfiguration in response to requested change of UE capability		Not Present	Rel-7	RBR1-024b
URA identity		Not Present		RBR1-025
Default configuration for CELL_FACH		Not Present	Rel-8	RBR1-025a
CHOICE specification mode		[FFS]	Rel-5	RBR1-026
RB information elements				RBR1-027
RAB information to reconfigure list		Not Present		RBR1-028
RB information to reconfigure list	A1	Not Present TS25.331 specifies that "Although this IE is not always required, need is MP to align with ASN.1". (UM DCCH for RRC)		RBR1-029
- RB information to reconfigure		1		RBR1-030
- RB identity		Not Present		RBR1-031
- PDCP info		Not Present		RBR1-032
- PDCP SN info		Not Present		RBR1-033
- RLC info		Not Present		RBR1-034
- RB mapping info		Not Present		RBR1-035
- RB stop/continue		Not Present		RBR1-036
- RB information to reconfigure		(AM DCCH for RRC)		RBR1-037
- RB identity		2		RBR1-038
- PDCP info		Not Present		RBR1-039
- PDCP SN info		Not Present		RBR1-040
- RLC info		Not Present		RBR1-041
- RB mapping info		Not Present		RBR1-042
- RB stop/continue		Not Present		RBR1-043
- RB information to reconfigure		(AM DCCH for NAS_DT High priority)		RBR1-044
- RB identity		3		RBR1-045
- PDCP info		Not Present		RBR1-046
- PDCP SN info		Not Present		RBR1-047
- RLC info		Not Present		RBR1-048
- RB mapping info		Not Present		RBR1-049
- RB stop/continue		Not Present		RBR1-050
- RB information to reconfigure		(AM DCCH for NAS_DT Low priority)		RBR1-051
- RB identity		4		RBR1-052
- PDCP info		Not Present		RBR1-053
- PDCP SN info		Not Present		RBR1-054
- RLC info		Not Present		RBR1-055
- RB mapping info		Not Present		RBR1-056
- RB stop/continue		Not Present		RBR1-057
- RB information to reconfigure		(TM DTCH)		RBR1-058
- RB identity		10		RBR1-059
- PDCP info		Not Present		RBR1-060
- PDCP SN info		Not Present		RBR1-061
- RLC info		Not Present		RBR1-062
- RB mapping info		Not Present		RBR1-063
- RB stop/continue		Not Present		RBR1-064
RB information to reconfigure list	A2	Not Present TS25.331 specifies that "Although this IE is not always required, need is MP to align with ASN.1".		RBR1-065

Information Element	Condition	Value/remark	Version	Index
- RB information to reconfigure		(UM DCCH for RRC)		RBR1-066
- RB identity		1		RBR1-067
- PDCP info		Not Present		RBR1-068
- PDCP SN info		Not Present		RBR1-069
- RLC info		Not Present		RBR1-070
- RB mapping info		Not Present		RBR1-071
- RB stop/continue		Not Present		RBR1-072
- RB information to reconfigure		(AM DCCH for RRC)		RBR1-073
- RB identity		2		RBR1-074
- PDCP info		Not Present		RBR1-075
- PDCP SN info		Not Present		RBR1-076
- RLC info		Not Present		RBR1-077
- RB mapping info		Not Present		RBR1-078
- RB stop/continue		Not Present		RBR1-079
- RB information to reconfigure		(AM DCCH for NAS_DT High priority)		RBR1-080
- RB identity		3		RBR1-081
- PDCP info		Not Present		RBR1-082
- PDCP SN info		Not Present		RBR1-083
- RLC info		Not Present		RBR1-084
- RB mapping info		Not Present		RBR1-085
- RB stop/continue		Not Present		RBR1-086
- RB information to reconfigure		(AM DCCH for NAS_DT Low priority)		RBR1-087
- RB identity		4		RBR1-088
- PDCP info		Not Present		RBR1-089
- PDCP SN info		Not Present		RBR1-090
- RLC info		Not Present		RBR1-091
- RB mapping info		Not Present		RBR1-092
- RB stop/continue		Not Present		RBR1-093
- RB information to reconfigure		(TM DTCH)		RBR1-094
- RB identity		10		RBR1-095
- PDCP info		Not Present		RBR1-096
- PDCP SN info		Not Present		RBR1-097
- RLC info		Not Present		RBR1-098
- RB mapping info		Not Present		RBR1-099
- RB stop/continue		Not Present		RBR1-100
- RB information to reconfigure		(TM DTCH)		RBR1-101
- RB identity		11		RBR1-102
- PDCP info		Not Present		RBR1-103
- PDCP SN info		Not Present		RBR1-104
- RLC info		Not Present		RBR1-105
- RB mapping info		Not Present		RBR1-106
- RB stop/continue		Not Present		RBR1-107
- RB information to reconfigure		(TM DTCH)		RBR1-108
		(This IE is needed for 12.2 kbps and 10.2 kbps)		
- RB identity		12		RBR1-109
- PDCP info		Not Present		RBR1-110
- PDCP SN info		Not Present		RBR1-111
- RLC info		Not Present		RBR1-112
- RB mapping info		Not Present		RBR1-113
- RB stop/continue		Not Present		RBR1-114
RB information to reconfigure list	A3,A4,A5,A6	TS25.331 specifies that "Although this IE is not always required, need is MP to align with ASN.1".		RBR1-115
- RB information to reconfigure		(UM DCCH for RRC)		RBR1-116
- RB identity		1		RBR1-117
- PDCP info		Not Present		RBR1-118
- PDCP SN info		Not Present		RBR1-119
- RLC info		Not Present		RBR1-120
- RB mapping info		Not Present		RBR1-121
- RB stop/continue		Not Present		RBR1-122
- RB information to reconfigure		(AM DCCH for RRC)		RBR1-123
- RB identity		2		RBR1-124
- PDCP info		Not Present		RBR1-125
- PDCP SN info		Not Present		RBR1-126
- RLC info		Not Present		RBR1-127
- RB mapping info		Not Present		RBR1-128

Information Element	Condition	Value/remark	Version	Index
- RB stop/continue		Not Present		RBR1-129
- RB information to reconfigure		(AM DCCH for NAS_DT High priority)		RBR1-130
- RB identity		3		RBR1-131
- PDCP info		Not Present		RBR1-132
- PDCP SN info		Not Present		RBR1-133
- RLC info		Not Present		RBR1-134
- RB mapping info		Not Present		RBR1-135
- RB stop/continue		Not Present		RBR1-136
- RB information to reconfigure		(AM DCCH for NAS_DT Low priority)		RBR1-137
- RB identity		4		RBR1-138
- PDCP info		Not Present		RBR1-139
- PDCP SN info		Not Present		RBR1-140
- RLC info		Not Present		RBR1-141
- RB mapping info		Not Present		RBR1-142
- RB stop/continue		Not Present		RBR1-143
- RB information to reconfigure		(AM DTCH)		RBR1-144
- RB identity		20		RBR1-145
- PDCP info		Not Present		RBR1-146
- PDCP SN info		Not Present		RBR1-147
- RLC info		Not Present		RBR1-148
- RB mapping info		Not Present		RBR1-149
- RB stop/continue		Not Present		RBR1-150
RB information to be affected	A1, A2, A3,A4,A5,A6	Not Present		RBR1-151
TrCH Information Elements				RBR1-152
Uplink transport channels				RBR1-153
UL Transport channel information for all transport channels	A1, A2, A5,A6	Not Present		RBR1-154
UL Transport channel information for all transport channels	A3, A4			RBR1-155
- PRACH TFCS		Not Present		RBR1-156
- CHOICE mode		TDD		RBR1-157
- Individual UL CCTrCH information				RBR1-158
- UL TFCS Identity				RBR1-159
- TFCS ID		1		RBR1-160
- Shared Channel Indicator		FALSE		RBR1-161
- UL TFCS				RBR1-162
- CHOICE <i>TFCI signalling</i>		Normal (another option "split" only for FDD)		RBR1-163
- TFCI Field 1 Information				RBR1-164
- CHOICE <i>TFCS representation</i>		Complete reconfiguration		RBR1-165
- TFCS complete reconfiguration				RBR1-166
information				
- CHOICE <i>CTFC Size</i>		Number of bits used must be enough to cover all combinations of CTFC from clause 6.11.5.4 Parameter Set.		RBR1-167
- CTFC information		This IE is repeated for TFC numbers and reference to clause 6.11.5.4 Parameter Set		RBR1-168
- CTFC		Reference to clause 6.11.5.4 Parameter Set		RBR1-169
- Power offset information				RBR1-170
- CHOICE Gain Factors		Computed Gain Factors (The last TFC is set to Signalled Gain Factors)		RBR1-171
- Reference TFC ID		0 Integer(0.. 3)		RBR1-172
- CHOICE Gain Factors		Signalled Gain Factors (Not Present if the CHOICE Gain Factors is set to ComputedGain Factors)		RBR1-173
- CHOICE <i>mode</i>		TDD		RBR1-174
- Gain Factor β_d		15		RBR1-175
- Reference TFC ID		0 Integer(0.. 3)		RBR1-176

Information Element	Condition	Value/remark	Version	Index
- CHOICE <i>mode</i>		TDD		RBR1-177
- TFC subset				RBR1-178
- CHOICE <i>Subset representation</i>		Minimum allowed Transport format combination index		RBR1-179
- Allowed transport format combination list		Not present		RBR1-180
- Non-allowed transport format combination list		Not present		RBR1-181
- Non-allowed transport format combination list		Not present		RBR1-182
- Full transport format combination set		Not present		RBR1-183
- TFC subset list		Not present		RBR1-184
Deleted TrCH information list				RBR1-185
Deleted UL TrCH information	A1, A2, A3, A4, A5, A6	Not Present		RBR1-186
Added or Reconfigured TrCH information list				RBR1-187
Added or Reconfigured UL TrCH information	A1, A2, A5, A6	Not Present		RBR1-188
Added or Reconfigured UL TrCH information	A4	2 TrCHs(DCH for DCCH and DCH for DTCH)		RBR1-189
- Uplink transport channel type		DCH		RBR1-190
- UL Transport channel identity		5		RBR1-191
- TFS				RBR1-192
- CHOICE Transport channel type		Dedicated transport channels		RBR1-193
- Dynamic Transport format information				RBR1-194
- RLC Size		Reference to clause 6.11.5 Parameter Set		RBR1-195
- Number of TBs and TTI List		(This IE is repeated for TFI number.)		RBR1-196
- Transmission Time Interval		Not Present		RBR1-197
- Number of Transport blocks		Reference to clause 6.11.5 Parameter Set		RBR1-198
- CHOICE Logical channel list		All		RBR1-199
- Semi-static Transport Format information				RBR1-200
- Transmission time interval		Reference to clause 6.11.5 Parameter Set		RBR1-201
- Type of channel coding		Reference to clause 6.11.5 Parameter Set		RBR1-202
- Coding Rate		Reference to clause 6.11.5 Parameter Set		RBR1-203
- Rate matching attribute		Reference to clause 6.11.5 Parameter Set		RBR1-204
- CRC size		Reference to clause 6.11.5 Parameter Set		RBR1-205
- Uplink transport channel type		DCH		RBR1-206
- UL Transport channel identity		1		RBR1-207
- TFS				RBR1-208
- CHOICE Transport channel type		Dedicated transport channels		RBR1-209
- Dynamic Transport format information				RBR1-210
- RLC Size		Reference to clause 6.11.5 Parameter Set		RBR1-211
- Number of TBs and TTI List		(This IE is repeated for TFI number.)		RBR1-212
- Transmission Time Interval		Not Present		RBR1-213
- Number of Transport blocks		Reference to clause 6.11.5 Parameter Set		RBR1-214
- CHOICE Logical channel list		All		RBR1-215
- Semi-static Transport Format information				RBR1-216
- Transmission time interval		Reference to clause 6.11.5 Parameter Set		RBR1-217
- Type of channel coding		Reference to clause 6.11.5 Parameter Set		RBR1-218
- Coding Rate		Reference to clause 6.11.5 Parameter Set		RBR1-219
- Rate matching attribute		Reference to clause 6.11.5 Parameter Set		RBR1-220
- CRC size		Reference to clause 6.11.5 Parameter Set		RBR1-221
Added or Reconfigured UL TrCH information	A3	(DCH for DTCH)		RBR1-222

Information Element	Condition	Value/remark	Version	Index
- Uplink transport channel type		DCH		RBR1-223
- UL Transport channel identity		1		RBR1-224
- TFS				RBR1-225
- CHOICE Transport channel type		Dedicated transport channels		RBR1-226
- Dynamic Transport format information				RBR1-227
- RLC Size		Reference to clause 6.11.5 Parameter Set		RBR1-228
- Number of TBs and TTI List		(This IE is repeated for TFI number.)		RBR1-229
- Transmission Time Interval		Not Present		RBR1-230
- Number of Transport blocks		Reference to clause 6.11.5 Parameter Set		RBR1-231
- CHOICE Logical channel list		All		RBR1-232
- Semi-static Transport Format information				RBR1-233
- Transmission time interval		Reference to clause 6.11.5 Parameter Set		RBR1-234
- Type of channel coding		Reference to clause 6.11.5 Parameter Set		RBR1-235
- Coding Rate		Reference to clause 6.11.5 Parameter Set		RBR1-236
- Rate matching attribute		Reference to clause 6.11.5 Parameter Set		RBR1-237
- CRC size		Reference to clause 6.11.5 Parameter Set		RBR1-238
CHOICE mode	A1,A2,A3,A4, A5,A6	TDD		RBR1-239
- (no data)				RBR1-240
Downlink transport channels				RBR1-241
DL Transport channel information common for all transport channel	A1, A2, A5, A6	Not Present		RBR1-242
DL Transport channel information common for all transport channel	A3,A4			RBR1-243
- SCCPCH TFCS		Not Present		RBR1-244
- CHOICE mode		TDD		RBR1-245
- Individual DL CCTrCH information				RBR1-246
- DL TFCS Identity				RBR1-247
- TFCS ID				RBR1-248
- Shared Channel Indicator		Independent		RBR1-249
- CHOICE DL parameters				RBR1-250
- DL TFCS		Normal		RBR1-251
- CHOICE TFCS signalling		(Normal' : meaning no split in the TFCS field either 'Logical' or 'Hard')		RBR1-252
- TFCS Field 1 Information				RBR1-253
- CHOICE TFCS representation		Complete reconfiguration		RBR1-254
- TFCS complete				RBR1-255
reconfiguration information				
- CHOICE CTFC Size		Number of bits used must be enough to cover all combinations of CTFC from clause 6.11.5.4 Parameter Set.		RBR1-256
- CTFC information		This IE is repeated for TFC numbers and reference to clause 6.11.5.4		RBR1-257
- CTFC		Reference to clause 6.11.5.4 Parameter Set		RBR1-258
- Power offset		Not Present		RBR1-259
information				
Deleted TrCH information list				RBR1-260
Deleted DL TrCH information	A1, A2, A3, A4, A5,A6	Not Present		RBR1-261
Added or Reconfigured TrCH information list				RBR1-262
Added or Reconfigured DL TrCH information	A1, A2, A5, A6	Not Present		RBR1-263
Added or Reconfigured DL TrCH information	A4	2 TrCHs(DCH for DCCH and DCH for DTCH)		RBR1-264
- Downlink transport channel type		DCH		RBR1-265
- DL Transport channel identity		10		RBR1-266
- CHOICE DL parameters		Same as UL		RBR1-267
- Uplink transport channel type		DCH		RBR1-268

Information Element	Condition	Value/remark	Version	Index
<ul style="list-style-type: none"> - UL TrCH identity - DCH quality target - BLER Quality value - Downlink transport channel type - DL Transport channel identity - CHOICE DL parameters - TFS - CHOICE Transport channel type - Dynamic transport format information - RLC Size - Number of TBs and TTI List - Dynamic transport format information - Transmission Time Interval - Number of Transport blocks - Semi-static Transport Format information - Transmission time interval - Type of channel coding - Coding Rate - Rate matching attribute - CRC size - DCH quality target - BLER Quality value 	A3	5		RBR1-269
		Not Present		RBR1-270
		DCH		RBR1-271
		6		RBR1-272
		Explicit		RBR1-273
		Dedicated transport channel		RBR1-274
		Reference to clause 6.11.5 Parameter Set		RBR1-275
		(This IE is repeated for TFI number.)		RBR1-276
		Not Present		RBR1-277
		Reference to clause 6.11.5 Parameter Set		RBR1-278
		Reference to clause 6.11.5 Parameter Set		RBR1-279
		Reference to clause 6.11.5 Parameter Set		RBR1-280
		Reference to clause 6.11.5 Parameter Set		RBR1-281
		Reference to clause 6.11.5 Parameter Set		RBR1-282
		Reference to clause 6.11.5 Parameter Set		RBR1-283
		Reference to clause 6.11.5 Parameter Set		RBR1-284
		Reference to clause 6.11.5 Parameter Set		RBR1-285
		Reference to clause 6.11.5 Parameter Set		RBR1-286
		Reference to clause 6.11.5 Parameter Set		RBR1-287
		Reference to clause 6.11.5 Parameter Set		RBR1-288
<ul style="list-style-type: none"> - DCH quality target - BLER Quality value 	A3	-20 (-2.0)		RBR1-289
		DCH		RBR1-290
		6		RBR1-291
		Explicit		RBR1-292
		Dedicated transport channel		RBR1-293
		Reference to clause 6.11.5 Parameter Set		RBR1-294
		Reference to clause 6.11.5 Parameter Set		RBR1-295
		Reference to clause 6.11.5 Parameter Set		RBR1-296
		Reference to clause 6.11.5 Parameter Set		RBR1-297
		Reference to clause 6.11.5 Parameter Set		RBR1-298
<ul style="list-style-type: none"> - TFS - CHOICE Transport channel type - Dynamic transport format information - RLC Size - Number of TBs and TTI List - Dynamic transport format information - Transmission Time Interval - Number of Transport blocks - Semi-static Transport Format information - Transmission time interval - Type of channel coding - Coding Rate - Rate matching attribute - CRC size - DCH quality target - BLER Quality value 	A1,A2,A3,A4,A5,A6	Dedicated transport channel		RBR1-299
		Reference to clause 6.11.5 Parameter Set		RBR1-300
		(This IE is repeated for TFI number.)		RBR1-301
		Not Present		RBR1-302
		Reference to clause 6.11.5 Parameter Set		RBR1-303
		Reference to clause 6.11.5 Parameter Set		RBR1-304
		Reference to clause 6.11.5 Parameter Set		RBR1-305
		Reference to clause 6.11.5 Parameter Set		RBR1-306
		Reference to clause 6.11.5 Parameter Set		RBR1-307
		Reference to clause 6.11.5 Parameter Set		RBR1-308
<ul style="list-style-type: none"> - DCH quality target - BLER Quality value 	A1,A2,A3,A4,A5	-20 (-2.0)		RBR1-309
		[FFS]		RBR1-310
				RBR1-311
PhyCH information elements Frequency info	A1,A2,A3,A4,A5			RBR1-312
				RBR1-313
<ul style="list-style-type: none"> - CHOICE mode - UARFCN (Nt) 	A6	TDD		RBR1-314
		Reference to clause 5.1 Test frequencies		RBR1-315
Frequency info	A6	Not Present		RBR1-316
Multi-frequency Info		Not Present	Rel-7	RBR1-316a
MIMO parameters		Not Present	Rel-8	RBR1-316b

Information Element	Condition	Value/remark	Version	Index
Control Channel DRX information		Not Present	Rel-8	RBR1-316c
SPS Information		Not Present	Rel-8	RBR1-316d
MU-MIMO info		Not Present	Rel-10	RBR1-316e
Uplink radio resources				RBR1-317
Maximum allowed UL TX power	A1,A2,A3,A4, A5,A6	33dBm		RBR1-318
CHOICE channel requirement	A1, A2, A3, A4	Uplink DPCH info		RBR1-319
-Uplink DPCH power control info				RBR1-320
- CHOICE mode		TDD	Rel-4	RBR1-321
- UL target SIR		25 dB		RBR1-322
- CHOICE <i>UL OL PC info</i>				RBR1-324
- Broadcast UL OL PC info		Null		RBR1-325
- CHOICE mode		TDD		RBR1-326
- Uplink Timing Advance Control		Enabled		RBR1-327
- CHOICE <i>Timing Advance</i>		1.28 Mcps TDD		RBR1-328
- CHOICE <i>TDD option</i>				RBR1-329
- Uplink synchronization parameters				RBR1-330
- Uplink synchronization step size		1		RBR1-331
- Uplink synchronization frequency		1		RBR1-332
- Synchronization parameters		Not Present		RBR1-333
- UL CCTrCH List				RBR1-334
- TFCS ID		1		RBR1-335
- UL Target SIR		25 dB		RBR1-336
- Time info				RBR1-337
- Activation time		(256+CFN-(CFN MOD 8 + 8))MOD 256		RBR1-338
- Duration		infinite		RBR1-339
- Common timeslot info				RBR1-340
- 2 nd interleaving mode		Default value is "Frame"		RBR1-341
- TFCI coding		Reference to clause 6 Parameter set		RBR1-342
- Puncturing limit		Reference to clause 6 Parameter set		RBR1-343
- Repetition period		1		RBR1-344
- Repetition length		empty		RBR1-345
- Uplink DPCH timeslots and code				RBR1-346
- Dynamic SF usage		FALSE		RBR1-347
- First individual timeslot info				RBR1-348
- Timeslot number				RBR1-349
- CHOICE TDD option		1.28 Mcps TDD		RBR1-350
- Timeslot number		1		RBR1-351
- TFCI existence		TRUE		RBR1-352
- Midamble shift and burst type				RBR1-353
- CHOICE TDD option		1.28 Mcps TDD		RBR1-354
- Midamble allocation mode		Default midamble		RBR1-355
- Midamble configuration		16		RBR1-356
- Midamble Shift		Not Present		RBR1-357
- CHOICE TDD option		1.28 Mcps TDD		RBR1-358
- Modulation		QPSK		RBR1-359
- SS-TPC Symbols		1		RBR1-360
- Additional TPC-SS Symbols		Not present		RBR1-361
- First timeslot Code List		Repeated (1,2) for each channelisation code assigned in the slot to meet the needs of clause 6 Parameter Set. (SF/ i) where i denotes an unassigned code matching the SF specified in clause 6 Parameter Set.		RBR1-362
- channelisation codes				RBR1-363
- CHOICE more timeslots		No more timeslots		RBR1-364
- UL CCTrCH List to Remove		Not present		RBR1-365
CHOICE channel requirement	A5, A6	Not Present		RBR1-366
E-DCH Info		Not Present	Rel-7	RBR1-367
Multi-carrier E-DCH Info for LCR TDD		Not Present	Rel-10	RBR1-367a
Downlink radio resources				RBR1-368
CHOICE Mode	A1,A2,A3,A4, A5,A6	TDD		RBR1-369
- Downlink PDSCH information		No date		RBR1-370
Downlink HS-PDSCH Information	A1, A2, A3, A4, A5, A6	Not Present	Rel-5	RBR1-371
Downlink information common for all radio links	A5, A6	Not Present		RBR1-372

Information Element	Condition	Value/remark	Version	Index
Downlink information common for all radio links	A1, A2, A3			RBR1-373
- Downlink DPCH info common for all RL				RBR1-374
- Timing indication		Maintain		RBR1-375
- CFN-targetSFN frame offset		Not Present		RBR1-376
- Downlink DPCH power control information				RBR1-377
- CHOICE <i>mode</i>		TDD		RBR1-378
- TPC Step Size		1		RBR1-379
- MAC-d HFN initial value		Not Present		RBR1-380
- CHOICE <i>mode</i>		TDD		RBR1-381
- CHOICE <i>mode</i>		TDD		RBR1-382
- CHOICE <i>TDD option</i>		1.28 Mcps TDD		RBR1-383
- TSTD indicator		FALSE		RBR1-384
- Default DPCH Offset Value		Not Present		RBR1-385
Downlink information common for all radio links	A4			RBR1-386
- Downlink DPCH info common for all RL				RBR1-387
- Timing indication		Initialize		RBR1-388
- CFN-targetSFN frame offset		Not Present		RBR1-389
- Downlink DPCH power control information				RBR1-390
- CHOICE <i>mode</i>		TDD		RBR1-391
- TPC Step Size		1		RBR1-392
- MAC-d HFN initial value		Not Present		RBR1-393
- CHOICE <i>mode</i>		TDD		RBR1-394
- CHOICE <i>mode</i>		TDD		RBR1-395
- CHOICE <i>TDD option</i>		1.28 Mcps TDD		RBR1-396
- TSTD indicator		FALSE		RBR1-397
- Default DPCH Offset Value				RBR1-398
- CHOICE <i>mode</i>		TDD		RBR1-399
- Default DPCH Offset Value		0		RBR1-400
Downlink information per radio link list	A1, A2, A3, A4			RBR1-401
- Downlink information for each radio link				RBR1-402
- Choice <i>mode</i>		TDD		RBR1-403
- Primary CCPCH info				RBR1-404
- Choice <i>mode</i>		TDD		RBR1-405
- Choice TDD Option		1.28 Mcps TDD		RBR1-406
- TSTD indicator		FALSE		RBR1-407
- Cell parameters ID		Reference clause 6.1.4 Default settings for cell 1		RBR1-408
- SCTD indicator		FALSE		RBR1-409
- Downlink DPCH info for each RL				RBR1-410
- CHOICE <i>mode</i>		TDD		RBR1-411
- DL CCTrCh List				RBR1-412
- TFCS ID	Integer(1.8)	Identity of this CCTrCh. Default value is 1		RBR1-413
- Time info				RBR1-414
- Activation time		Now		RBR1-415
- Duration		Infinite		RBR1-416
- Common timeslot info				RBR1-417
- 2 nd interleaving mode		Default value is "Frame"		RBR1-418
- TFCI coding		Reference to clause 6 Parameter set		RBR1-419
- Puncturing limit		Reference to clause 6 Parameter set		RBR1-420
- Repetition period		1		RBR1-421
- Repetition length		empty		RBR1-422
- Downlink DPCH timeslots and codes				RBR1-423
- First individual timeslot info				RBR1-424
- Timeslot number				RBR1-425
- CHOICE TDD option		1.28 Mcps TDD		RBR1-426
- Timeslot number		4 OR 5 OR 6		RBR1-427
- TFCI existence		TRUE		RBR1-428
- Midamble shift and burst type				RBR1-429
- CHOICE TDD option		1.28 Mcps TDD		RBR1-430
- Midamble allocation mode		Default midamble		RBR1-431
- Midamble configuration		16		RBR1-432
- Midamble Shift		Not Present		RBR1-433
- CHOICE TDD option		1.28 Mcps TDD		RBR1-434
- Modulation		QPSK		RBR1-435
- SS-TPC Symbols		1		RBR1-436

Information Element	Condition	Value/remark	Version	Index
- Additional TPC-SS Symbols		Not present		RBR1-437
- First timeslot channelisation codes		Repeated (1,2) for each channelisation code assigned in the slot to meet the needs of clause 6 Parameter Set.		RBR1-438
- CHOICE codes representation				RBR1-439
- Channelisation codes bitmap		Reference to clause 6.10 Parameter Set		RBR1-440
- CHOICE more timeslots		No more timeslots		RBR1-441
- UL CCTrCH TPC List		This list is not required for 1.28 Mcps TDD and is to be ignored by the UE.		RBR1-442
- UL TPC TFCS Identity				RBR1-443
- TFCS ID		1		RBR1-444
- Shared Channel Indicator		FALSE		RBR1-445
- DL CCTrCH List to Remove		Not present		RBR1-446
- SCCPCH Information for FACH		Not Present	R99 and Rel-4 only	RBR1-447
- E-AGCH Info		Not Present	Rel-6	RBR1-448
- CHOICE <i>mode</i>		TDD	Rel-7	RBR1-449
- E-HICH Information		Not Present	Rel-7	RBR1-450
Downlink information per radio link list	A5			RBR1-451
- Downlink information for each radio link				RBR1-452
- Choice mode		TDD		RBR1-453
- Primary CCPCH info				RBR1-454
- Choice mode		TDD		RBR1-455
- Choice TDD Option		1.28 Mcps TDD		RBR1-456
- TSTD indicator		FALSE		RBR1-457
- Cell parameters ID		Reference clause 6.1.4 Default settings for cell 1		RBR1-458
- SCTD indicator		FALSE		RBR1-459
- Downlink DPCH info for each RL		Not Present		RBR1-460
- SCCPCH Information for FACH		Not Present	R99 and Rel-4 only	RBR1-461
- E-AGCH Info		Not Present	Rel-6	RBR1-462
- CHOICE <i>mode</i>		TDD	Rel-7	RBR1-463
- E-HICH Information		Not Present	Rel-7	RBR1-464
Downlink information per radio link list	A6			RBR1-465
- Downlink information for each radio link		Not Present		RBR1-466
MBMS PL Service Restriction Information		Not Present	Rel-6	RBR1-467
CELL_DCH measurement occasion info LCR		Not Present	Rel-9	RBR1-467a

Condition	Explanation
A1	This IE need for "Non speech in CS"
A2	This IE need for "Speech in CS"
A3	This IE need for "Packet to CELL_DCH from CELL_DCH in PS"
A4	This IE need for "Packet to CELL_DCH from CELL_FACH in PS"
A5	This IE need for "Packet to CELL_FACH from CELL_DCH in PS"
A6	This IE need for "Packet to CELL_FACH from CELL_FACH in PS"

Contents of RADIO BEARER RECONFIGURATION message: AM or UM (7.68 Mcps TDD)

Information Element	Condition	Value/remark	Version	Index
Message Type	A1,A2,A3, A4,A5,A6			RBR7-001
UE Information elements				RBR7-002
RRC transaction identifier		Arbitrarily selects an integer between 0 and 3		RBR7-003
Integrity check info				RBR7-004
- message authentication code		SS calculates the value of MAC-I for this message and writes to this IE. The first/ leftmost bit of the bit string contains the most significant bit of the MAC-I.		RBR7-005
- RRC message sequence number		SS provides the value of this IE, from its internal counter.		RBR7-006
Integrity protection mode info		Not Present		RBR7-007

Information Element	Condition	Value/remark	Version	Index
Ciphering mode info		Not Present		RBR7-008
Activation time	A1,A2,A3	(256+CFN-(CFN MOD 8 + 8))MOD 256		RBR7-009
Activation time	A4, A5,A6	Not Present		RBR7-010
New U-RNTI		MD Integer(0..255) default is 'now'		RBR7-011
New C-RNTI	A1, A2, A3, A4,	Not Present		RBR7-012
New C-RNTI	A5, A6	'1010 1010 1010 1010'		RBR7-013
New DSCH-RNTI	A1, A2, A3, A4, A5, A6	Not Present		RBR7-014
New H-RNTI	A1, A2, A3, A4, A5, A6	Not Present	Rel-5	RBR7-015
CHOICE mode		TDD	Rel-7	RBR7-016
- New E-RNTI		Not Present	Rel-7	RBR7-017
RRC State indicator	A1, A2, A3, A4	CELL_DCH Indicates to a UE the RRC state to be entered.		RBR7-018
RRC State indicator	A5, A6	CELL_FACH		RBR7-019
UTRAN DRX cycle length coefficient	A1,A2,A3, A4,A5,A6	Not Present A coefficient in the formula to count the paging occasions to be used by a specific UE		RBR7-020
CN information elements				RBR7-021
CN information info		Not Present		RBR7-022
UTRAN mobility information elements				RBR7-023
URA identity		Not Present		RBR7-024
CHOICE specification mode		[FFS]	Rel-5	RBR7-025
RB information elements				RBR7-026
RAB information to reconfigure list		Not Present		RBR7-027
RB information to reconfigure list	A1	TS25.331 specifies that "Although this IE is not always required, need is MP to align with ASN.1". (UM DCCH for RRC) 1 Not Present Not Present Not Present Not Present Not Present (AM DCCH for RRC) 2 Not Present Not Present Not Present Not Present Not Present (AM DCCH for NAS_DT High priority) 3 Not Present Not Present Not Present Not Present Not Present (AM DCCH for NAS_DT Low priority) 4 Not Present Not Present Not Present Not Present Not Present (TM DTCH) 10 Not Present Not Present Not Present Not Present		RBR7-028 RBR7-029 RBR7-030 RBR7-031 RBR7-032 RBR7-033 RBR7-034 RBR7-035 RBR7-036 RBR7-037 RBR7-038 RBR7-039 RBR7-040 RBR7-041 RBR7-042 RBR7-043 RBR7-044 RBR7-045 RBR7-046 RBR7-047 RBR7-048 RBR7-049 RBR7-050 RBR7-051 RBR7-052 RBR7-053 RBR7-054 RBR7-055 RBR7-056 RBR7-057 RBR7-058 RBR7-059 RBR7-060 RBR7-061 RBR7-062 RBR7-063
- RB information to reconfigure				
- RB identity				
- PDCP info				
- PDCP SN info				
- RLC info				
- RB mapping info				
- RB stop/continue				
- RB information to reconfigure				
- RB identity				
- PDCP info				
- PDCP SN info				
- RLC info				
- RB mapping info				
- RB stop/continue				
- RB information to reconfigure				
- RB identity				
- PDCP info				
- PDCP SN info				
- RLC info				
- RB mapping info				
- RB stop/continue				
- RB information to reconfigure				
- RB identity				
- PDCP info				
- PDCP SN info				
- RLC info				
- RB mapping info				
- RB stop/continue				
- RB information to reconfigure				
- RB identity				
- PDCP info				
- PDCP SN info				
- RLC info				
- RB mapping info				
- RB stop/continue				

Information Element	Condition	Value/remark	Version	Index
RB information to reconfigure list	A2	TS25.331 specifies that "Although this IE is not always required, need is MP to align with ASN.1". (UM DCCH for RRC)		RBR7-064
- RB information to reconfigure		1		RBR7-065
- RB identity		Not Present		RBR7-066
- PDCP info		Not Present		RBR7-067
- PDCP SN info		Not Present		RBR7-068
- RLC info		Not Present		RBR7-069
- RB mapping info		Not Present		RBR7-070
- RB stop/continue		Not Present		RBR7-071
- RB information to reconfigure		(AM DCCH for RRC)		RBR7-072
- RB identity		2		RBR7-073
- PDCP info		Not Present		RBR7-074
- PDCP SN info		Not Present		RBR7-075
- RLC info		Not Present		RBR7-076
- RB mapping info		Not Present		RBR7-077
- RB stop/continue		Not Present		RBR7-078
- RB information to reconfigure		(AM DCCH for NAS_DT High priority)		RBR7-079
- RB identity		3		RBR7-080
- PDCP info		Not Present		RBR7-081
- PDCP SN info		Not Present		RBR7-082
- RLC info		Not Present		RBR7-083
- RB mapping info		Not Present		RBR7-084
- RB stop/continue		Not Present		RBR7-085
- RB information to reconfigure		(AM DCCH for NAS_DT Low priority)		RBR7-086
- RB identity		4		RBR7-087
- PDCP info		Not Present		RBR7-088
- PDCP SN info		Not Present		RBR7-089
- RLC info		Not Present		RBR7-090
- RB mapping info		Not Present		RBR7-091
- RB stop/continue		Not Present		RBR7-092
- RB information to reconfigure		(TM DTCH)		RBR7-093
- RB identity		10		RBR7-094
- PDCP info		Not Present		RBR7-095
- PDCP SN info		Not Present		RBR7-096
- RLC info		Not Present		RBR7-097
- RB mapping info		Not Present		RBR7-098
- RB stop/continue		Not Present		RBR7-099
- RB information to reconfigure		(TM DTCH)		RBR7-100
- RB identity		11		RBR7-101
- PDCP info		Not Present		RBR7-102
- PDCP SN info		Not Present		RBR7-103
- RLC info		Not Present		RBR7-104
- RB mapping info		Not Present		RBR7-105
- RB stop/continue		Not Present		RBR7-106
- RB information to reconfigure		(TM DTCH)		RBR7-107
		(This IE is needed for 12.2 kbps and 10.2 kbps)		
- RB identity		12		RBR7-108
- PDCP info		Not Present		RBR7-109
- PDCP SN info		Not Present		RBR7-110
- RLC info		Not Present		RBR7-111
- RB mapping info		Not Present		RBR7-112
- RB stop/continue		Not Present		RBR7-113
RB information to reconfigure list	A3,A4,A5, A6	TS25.331 specifies that "Although this IE is not always required, need is MP to align with ASN.1". (UM DCCH for RRC)		RBR7-114
- RB information to reconfigure		1		RBR7-115
- RB identity		Not Present		RBR7-116
- PDCP info		Not Present		RBR7-117
- PDCP SN info		Not Present		RBR7-118
- RLC info		Not Present		RBR7-119
- RB mapping info		Not Present		RBR7-120
- RB stop/continue		Not Present		RBR7-121
- RB information to reconfigure		(AM DCCH for RRC)		RBR7-122
- RB identity		2		RBR7-123
- PDCP info		Not Present		RBR7-124

Information Element	Condition	Value/remark	Version	Index
- PDCP SN info		Not Present		RBR7-125
- RLC info		Not Present		RBR7-126
- RB mapping info		Not Present		RBR7-127
- RB stop/continue		Not Present		RBR7-128
- RB information to reconfigure		(AM DCCH for NAS_DT High priority)		RBR7-129
- RB identity		3		RBR7-130
- PDCP info		Not Present		RBR7-131
- PDCP SN info		Not Present		RBR7-132
- RLC info		Not Present		RBR7-133
- RB mapping info		Not Present		RBR7-134
- RB stop/continue		Not Present		RBR7-135
- RB information to reconfigure		(AM DCCH for NAS_DT Low priority)		RBR7-136
- RB identity		4		RBR7-137
- PDCP info		Not Present		RBR7-138
- PDCP SN info		Not Present		RBR7-139
- RLC info		Not Present		RBR7-140
- RB mapping info		Not Present		RBR7-141
- RB stop/continue		Not Present		RBR7-142
- RB information to reconfigure		(AM DTCH)		RBR7-143
- RB identity		20		RBR7-144
- PDCP info		Not Present		RBR7-145
- PDCP SN info		Not Present		RBR7-146
- RLC info		Not Present		RBR7-147
- RB mapping info		Not Present		RBR7-148
- RB stop/continue		Not Present		RBR7-149
RB information to be affected	A1, A2, A3,A4,A5, A6	Not Present		RBR7-150
TrCH Information Elements				RBR7-151
Uplink transport channels				RBR7-152
UL Transport channel information for all transport channels	A1, A2, A5,A6	Not Present		RBR7-153
UL Transport channel information for all transport channels	A3, A4			RBR7-154
- PRACH TFCS		Not Present		RBR7-155
- CHOICE mode		TDD		RBR7-156
- Individual UL CTrCH information				RBR7-157
- UL TFCS Identity				RBR7-158
- TFCS ID		1		RBR7-159
- Shared Channel Indicator		FALSE		RBR7-160
- UL TFCS				RBR7-161
- CHOICE <i>TFCS signalling</i>		Normal (another option "split" only for FDD)		RBR7-162
- TFCS Field 1 Information				RBR7-163
- CHOICE <i>TFCS representation</i>		Complete reconfiguration		RBR7-164
information				RBR7-165
- TFCS complete reconfiguration				RBR7-165
- CHOICE <i>CTFC Size</i>		Number of bits used must be enough to cover all combinations of CTFC from TS34.108 clause 6.11 Parameter Set.		RBR7-166
- CTFC information		This IE is repeated for TFC numbers and reference to TS34.108 clause 6.11 Parameter Set		RBR7-167
- CTFC		Reference to TS34.108 clause 6.11 Parameter Set		RBR7-168
- Power offset information				RBR7-169
- CHOICE Gain Factors		Computed Gain Factors (The last TFC is set to Signalled Gain Factors)		RBR7-170
- Reference TFC ID		0 Integer(0.. 3)		RBR7-171
- CHOICE Gain Factors		Signalled Gain Factors (Not Present if the CHOICE Gain Factors is set to ComputedGain Factors)		RBR7-172

Information Element	Condition	Value/remark	Version	Index
- CHOICE <i>mode</i> - Gain Factor β_d - Reference TFC ID - CHOICE <i>mode</i>		TDD 15 0 Integer(0.. 3) TDD		RBR7-173 RBR7-174 RBR7-175 RBR7-176
- TFC subset				RBR7-177
- CHOICE <i>Subset representation</i>		Minimum allowed Transport format combination index		RBR7-178
- Allowed transport format combination list		Not present		RBR7-179
- Non-allowed transport format combination list		Not present		RBR7-180
- Non-allowed transport format combination list		Not present		RBR7-181
- Full transport format combination set		Not present		RBR7-182
- TFC subset list		Not present		RBR7-183
Deleted TrCH information list				RBR7-184
Deleted UL TrCH information	A1, A2, A3, A4, A5, A6	Not Present		RBR7-185
Added or Reconfigured TrCH information list				RBR7-186
Added or Reconfigured UL TrCH information	A1, A2, A5, A6	Not Present		RBR7-187
Added or Reconfigured UL TrCH information	A4	2 TrCHs(DCH for DCCH and DCH for DTCH) DCH 5		RBR7-188
- Uplink transport channel type				RBR7-189
- UL Transport channel identity				RBR7-190
- TFS				RBR7-191
- CHOICE Transport channel type		Dedicated transport channels		RBR7-192
- Dynamic Transport format information				RBR7-193
- RLC Size		Reference to TS34.108 clause 6.11 Parameter Set		RBR7-194
- Number of TBs and TTI List		(This IE is repeated for TFI number.)		RBR7-195
- Transmission Time Interval		Not Present		RBR7-196
- Number of Transport blocks		Reference to TS34.108 clause 6.11 Parameter Set		RBR7-197
- CHOICE Logical Channel list		All		RBR7-198
- Semi-static Transport Format information				RBR7-199
- Transmission time interval		Reference to TS34.108 clause 6.11 Parameter Set		RBR7-200
- Type of channel coding		Reference to TS34.108 clause 6.11 Parameter Set		RBR7-201
- Coding Rate		Reference to TS34.108 clause 6.11 Parameter Set		RBR7-202
- Rate matching attribute		Reference to TS34.108 clause 6.11 Parameter Set		RBR7-203
- CRC size		Reference to TS34.108 clause 6.11 Parameter Set		RBR7-204
- Uplink transport channel type		DCH		RBR7-205
- UL Transport channel identity		1		RBR7-206
- TFS				RBR7-207
- CHOICE Transport channel type		Dedicated transport channels		RBR7-208
- Dynamic Transport format information				RBR7-209
- RLC Size		Reference to TS34.108 clause 6.11 Parameter Set		RBR7-210
- Number of TBs and TTI List		(This IE is repeated for TFI number.)		RBR7-211
- Transmission Time Interval		Not Present		RBR7-212
- Number of Transport blocks		Reference to TS34.108 clause 6.11 Parameter Set		RBR7-213
- CHOICE Logical Channel list		All		RBR7-214
- Semi-static Transport Format information				RBR7-215
- Transmission time interval		Reference to TS34.108 clause 6.11 Parameter Set		RBR7-216
- Type of channel coding		Reference to TS34.108 clause 6.11 Parameter Set		RBR7-217
- Coding Rate		Reference to TS34.108 clause 6.11 Parameter Set		RBR7-218
- Rate matching attribute		Reference to TS34.108 clause 6.11 Parameter Set		RBR7-219

Information Element	Condition	Value/remark	Version	Index
- CRC size		Reference to TS34.108 clause 6.11 Parameter Set		RBR7-220
Added or Reconfigured UL TrCH information - Uplink transport channel type - UL Transport channel identity - TFS - CHOICE Transport channel type - Dynamic Transport format information - RLC Size - Number of TBs and TTI List - Transmission Time Interval - Number of Transport blocks - CHOICE Logical Channel list - Semi-static Transport Format information - Transmission time interval - Type of channel coding - Coding Rate - Rate matching attribute - CRC size	A3	(DCH for DTCH) DCH 1 Dedicated transport channels Reference to TS34.108 clause 6.11 Parameter Set (This IE is repeated for TFI number.) Not Present Reference to TS34.108 clause 6.11 Parameter Set All Reference to TS34.108 clause 6.11 Parameter Set Reference to TS34.108 clause 6.11 Parameter Set Reference to TS34.108 clause 6.11 Parameter Set Reference to TS34.108 clause 6.11 Parameter Set Reference to TS34.108 clause 6.11 Parameter Set Reference to TS34.108 clause 6.11 Parameter Set		RBR7-221 RBR7-222 RBR7-223 RBR7-224 RBR7-225 RBR7-226 RBR7-227 RBR7-228 RBR7-229 RBR7-230 RBR7-231 RBR7-232 RBR7-233 RBR7-234 RBR7-235 RBR7-236 RBR7-237
CHOICE mode - (no data)	A1,A2,A3, A4,A5,A6	TDD		RBR7-238 RBR7-239
Downlink transport channels				RBR7-240
DL Transport channel information common for all transport channel	A1, A2, A5, A6	Not Present		RBR7-241
DL Transport channel information common for all transport channel - SCCPCH TFCS - CHOICE mode - Individual DL CCTrCH information - DL TFCS Identity - TFCS ID - Shared Channel Indicator - CHOICE <i>DL parameters</i> - DL TFCS - CHOICE <i>TFCI signalling</i> - TFCI Field 1 Information - CHOICE <i>TFCS representation</i> - TFCS complete reconfiguration information - CHOICE CTFC Size - CTFC information - CTFC - Power offset information	A3,A4	Not Present TDD Independent Normal (Normal' : meaning no split in the TFCI field either 'Logical' or 'Hard')		RBR7-242 RBR7-243 RBR7-244 RBR7-245 RBR7-246 RBR7-247 RBR7-248 RBR7-249 RBR7-250 RBR7-251 RBR7-252 RBR7-253 RBR7-254 RBR7-255 RBR7-256 RBR7-257 RBR7-258
Deleted TrCH information list				RBR7-259
Deleted DL TrCH information	A1, A2, A3, A4, A5,A6	Not Present		RBR7-260
Added or Reconfigured TrCH information list				RBR7-261
Added or Reconfigured DL TrCH information	A1, A2, A5, A6	Not Present		RBR7-262
Added or Reconfigured DL TrCH information	A4	2 TrCHs(DCH for DCCH and DCH for DTCH)		RBR7-263

Information Element	Condition	Value/remark	Version	Index
<ul style="list-style-type: none"> - Downlink transport channel type - DL Transport channel identity - CHOICE DL parameters - Uplink transport channel type - UL TrCH identity - DCH quality target - BLER Quality value - Downlink transport channel type - DL Transport channel identity - CHOICE DL parameters - TFS - CHOICE Transport channel type - Dynamic transport format information - RLC Size - Number of TBs and TTI List - Dynamic transport format information - Transmission Time Interval - Number of Transport blocks - Semi-static Transport Format information - Transmission time interval - Type of channel coding - Coding Rate - Rate matching attribute - CRC size - DCH quality target - BLER Quality value 		DCH 10 Same as UL DCH 5 Not Present DCH 6 Explicit Dedicated transport channel Reference to TS34.108 clause 6.11 Parameter Set (This IE is repeated for TFI number.) Not Present Reference to TS34.108 clause 6.11 Parameter Set Reference to TS34.108 clause 6.11 Parameter Set Reference to TS34.108 clause 6.11 Parameter Set Reference to TS34.108 clause 6.11 Parameter Set Reference to TS34.108 clause 6.11 Parameter Set Reference to TS34.108 clause 6.11 Parameter Set Reference to TS34.108 clause 6.11 Parameter Set -20 (-2.0)		RBR7-264 RBR7-265 RBR7-266 RBR7-267 RBR7-268 RBR7-269 RBR7-270 RBR7-271 RBR7-272 RBR7-273 RBR7-274 RBR7-275 RBR7-276 RBR7-277 RBR7-278 RBR7-279 RBR7-280 RBR7-281 RBR7-282 RBR7-283 RBR7-284 RBR7-285 RBR7-286 RBR7-287 RBR7-288 RBR7-289
Added or Reconfigured DL TrCH information <ul style="list-style-type: none"> - Downlink transport channel type - DL Transport channel identity - CHOICE DL parameters - TFS - CHOICE Transport channel type - Dynamic transport format information - RLC Size - Number of TBs and TTI List - Dynamic transport format information - Transmission Time Interval - Number of Transport blocks - Semi-static Transport Format information - Transmission time interval - Type of channel coding - Coding Rate - Rate matching attribute - CRC size - DCH quality target - BLER Quality value 	A3	DCH 6 Explicit Dedicated transport channel Reference to TS34.108 clause 6.11 Parameter Set (This IE is repeated for TFI number.) Not Present Reference to TS34.108 clause 6.11 Parameter Set Reference to TS34.108 clause 6.11 Parameter Set Reference to TS34.108 clause 6.11 Parameter Set Reference to TS34.108 clause 6.11 Parameter Set Reference to TS34.108 clause 6.11 Parameter Set -20 (-2.0)		RBR7-290 RBR7-291 RBR7-292 RBR7-293 RBR7-294 RBR7-295 RBR7-296 RBR7-297 RBR7-298 RBR7-299 RBR7-300 RBR7-301 RBR7-302 RBR7-303 RBR7-304 RBR7-305 RBR7-306 RBR7-307 RBR7-308 RBR7-309
Preconfiguration	A1,A2,A3, A4,A5,A6	[FFS]	Rel-5	RBR7-310
PhyCH information elements				RBR7-311
Frequency info <ul style="list-style-type: none"> - CHOICE mode - UARFCN (Nt) 	A1,A2,A3, A4,A5	TDD Reference to clause 5.1 Test		RBR7-312 RBR7-313 RBR7-314

Information Element	Condition	Value/remark	Version	Index
		frequencies		
Frequency info	A6	Not Present		RBR7-315
DTX-DRX timing information		Not Present	Rel-7	RBR7-316
DTX-DRX information		Not Present	Rel-7	RBR7-317
HS-SCCH less information		Not Present	Rel-7	RBR7-318
MIMO parameters		Not Present	Rel-7	RBR7-319
Uplink radio resources				RBR7-320
Maximum allowed UL TX power	A1,A2,A3, A4,A5,A6	33dBm		RBR7-321
CHOICE channel requirement	A1, A2, A3, A4	Uplink DPCH info		RBR7-322
-Uplink DPCH power control info				RBR7-323
- CHOICE mode		TDD		RBR7-324
- UL target SIR		6		RBR7-325
- CHOICE <i>UL OL PC info</i>		Individually Signalled		RBR7-326
- CHOICE TDD option		7.68 Mcps TDD	Rel-7	RBR7-327
- Individual timeslot interference info		Reference to TS34.108 clause 6.11 Parameter Set		RBR7-328
- Individual timeslot interference				RBR7-329
- CHOICE TDD option		7.68 Mcps TDD	Rel-7	RBR7-330
- Timeslot number		As required by, Reference to TS34.108 clause 6.11 Parameter Set		RBR7-331
- TDD UL interference		As required by, Reference to TS34.108 clause 6.11 Parameter Set (if not specified -60 dBm)		RBR7-332
- Primary CCPCH Tx Power		18 Integer(6..43) (-70 dBm Received if pathloss not specified)		RBR7-333
- CHOICE mode		TDD		RBR7-334
- Uplink Timing Advance Control		Enabled		RBR7-335
- CHOICE <i>Timing Advance</i>		7.68 Mcps TDD (Default)	Rel-7	RBR7-336
- CHOICE <i>TDD option</i>				RBR7-337
- UL CCTrCH List				RBR7-338
- TFCS ID		1		RBR7-339
- UL Target SIR		Real (-11 .. 20 by step of 0.5dB) Reference to TS34.108 Parameter set.		RBR7-340
- Time info				RBR7-341
- Activation time		(256+CFN-(CFN MOD 8 + 8))MOD 256		RBR7-342
- Duration		infinite		RBR7-343
- Common timeslot info				RBR7-344
- 2 nd interleaving mode		Default value is "Frame"		RBR7-345
- TFCI coding		Reference to TS34.108 clause 6 Parameter set		RBR7-346
- Puncturing limit		Reference to TS34.108 clause 6 Parameter set		RBR7-347
- Repetition period		1		RBR7-348
- Repetition length		empty		RBR7-349
- Uplink DPCH timeslots and code				RBR7-350
- Dynamic SF usage		FALSE		RBR7-351
- First individual timeslot info				RBR7-352
- Timeslot number				RBR7-353
- CHOICE TDD option		7.68 Mcps TDD	Rel-7	RBR7-354
- Timeslot number		1 OR 2 OR 3		RBR7-355
- TFCI existence		TRUE		RBR7-356
- Midamble shift and burst type				RBR7-357
- CHOICE TDD option		7.68 Mcps TDD	Rel-7	RBR7-358
- CHOICE <i>Burst Type</i>		Type 1		RBR7-359
- Midamble allocation mode		Default midamble		RBR7-360
- Midamble configuration		8		RBR7-361
- Midamble Shift		Not Present		RBR7-362
- CHOICE TDD option		7.68 Mcps TDD (No Data)	Rel-4	RBR7-363
- First timeslot Code List		Repeated (1,2) for each channelisation code assigned in the slot to meet the needs of TS34.108 clause 6 Parameter		RBR7-364

Information Element	Condition	Value/remark	Version	Index
- channelisation codes		Set. (SF/ i) where i denotes an unassigned code matching the SF specified in TS34.108 clause 6 Parameter Set.		RBR7-365
- CHOICE more timeslots		No more timeslots (No Data)		RBR7-366
- UL CCTrCH List to Remove		Not present		RBR7-367
CHOICE channel requirement	A5, A6	Not Present		RBR7-368
E-DCH info		Not Present	Rel-6	RBR7-369
Downlink radio resources				RBR7-370
CHOICE Mode	A1,A2,A3, A4,A5,A6	TDD		RBR7-371
- Downlink PDSCH information		No date		RBR7-372
Downlink HS-PDSCH Information	A1, A2, A3, A4, A5, A6	Not Present	Rel-5	RBR7-373
Downlink information common for all radio links	A5, A6	Not Present		RBR7-374
Downlink information common for all radio links	A1, A2, A3			RBR7-375
- Downlink DPCH info common for all RL		Maintain		RBR7-376
- Timing indication		Not Present		RBR7-377
- CFN-targetSFN frame offset				RBR7-378
- Downlink DPCH power control information				RBR7-379
- CHOICE mode		TDD		RBR7-380
- TPC Step Size		1		RBR7-381
- MAC-d HFN initial value		Not Present		RBR7-382
- CHOICE mode		TDD		RBR7-383
- CHOICE mode		TDD		RBR7-384
- CHOICE TDD option		7.68 Mcps TDD (No Data)	Rel-7	RBR7-385
- Default DPCH Offset Value		Not Present		RBR7-386
Downlink information common for all radio links				RBR7-387
- Downlink DPCH info common for all RL		Initialise		RBR7-388
- Timing indication		Not Present		RBR7-389
- CFN-targetSFN frame offset				RBR7-390
- Downlink DPCH power control information				RBR7-391
- CHOICE mode		TDD		RBR7-392
- TPC Step Size		1		RBR7-393
- MAC-d HFN initial value		Not Present		RBR7-394
- CHOICE mode		TDD		RBR7-395
- CHOICE mode		TDD		RBR7-396
- CHOICE TDD option		7.68 Mcps TDD (no Data)	Rel-7	RBR7-397
- Default DPCH Offset Value				RBR7-398
- CHOICE mode		TDD		RBR7-399
- Default DPCH Offset Value		0		RBR7-400
Downlink information per radio link list	A1, A2, A3, A4			RBR7-401
- Downlink information for each radio link				RBR7-402
- Choice mode		TDD		RBR7-403
- Primary CCPCH info				RBR7-404
- Choice mode		TDD		RBR7-405
- Choice TDD Option		7.68 Mcps TDD	Rel-7	RBR7-406
- CHOICE SyncCase		Sync Case 1		RBR7-407
- Timeslot		Reference clause 6.1.4 Default settings for cell 1		RBR7-408
- SCTD indicator		FALSE		RBR7-409
- Downlink DPCH info for each RL				RBR7-410
- CHOICE mode		7.68 Mcps TDD	Rel-7	RBR7-411
- DL CCTrCh List				RBR7-412
- TFCS ID		Identity of this CCTrCh. Default value is 1		RBR7-413
- Time info				RBR7-414
- Activation time		Now		RBR7-415
- Duration		Infinite		RBR7-416
- Common timeslot info				RBR7-417
- 2 nd interleaving mode		Default value is "Frame"		RBR7-418
- TFCI coding		Reference to TS34.108 clause 6		RBR7-419
- Puncturing limit		Parameter set		RBR7-420
- Repetition period		Reference to TS34.108 clause 6		RBR7-421
		Parameter set		RBR7-421
		1		RBR7-421

Information Element	Condition	Value/remark	Version	Index
VHCR - Repetition length - Downlink DPCH timeslots and codes - First individual timeslot info - Timeslot number - CHOICE TDD option - Timeslot number		empty	Rel-7	RBR7-422 RBR7-423
		7.68 Mcps TDD	Rel-7	RBR7-424 RBR7-425 RBR7-426
VHCR - TFCI existence - Midamble shift and burst type - CHOICE TDD option - CHOICE <i>Burst Type</i> - Midamble allocation mode - Midamble configuration - Midamble Shift - CHOICE TDD option - First timeslot channelisation codes - CHOICE codes representation - Channelisation codes bitmap - CHOICE more timeslots - UL CCTrCH TPC List - UL TPC TFCS Identity - TFCS ID - Shared Channel Indicator - DL CCTrCH List to Remove - SCCPCH Information for FACH		4 OR 5 OR 6 TRUE	Rel-7	RBR7-427 RBR7-428 RBR7-429 RBR7-430 RBR7-431 RBR7-432 RBR7-433 RBR7-434
		7.68 Mcps TDD Type 1 Default midamble 8	Rel-7	RBR7-435 RBR7-436
		Not Present		
		7.68 Mcps TDD (No Data) Repeated (1,2) for each channelisation code assigned in the slot to meet the needs of TS34.108 clause 6.11 Parameter Set.		
		Bitmap Reference to TS34.108 clause 6.11 Parameter Set		RBR7-437 RBR7-438
		No more timeslots (No Data) Default (is previous list or all defined UL CCTrCHs.)		RBR7-439 RBR7-440
		1		RBR7-441
		FALSE		RBR7-442
		Not present		RBR7-443
		Not Present		RBR7-444 RBR7-445
			R99 and Rel-4 only	
Downlink information per radio link list - Downlink information for each radio link - Choice mode - Primary CCPCH info - Choice mode - Choice TDD Option - TSTD indicator - Cell parameters ID - SCTD indicator	A5	TDD TDD 7.68 Mcps TDD FALSE Reference clause 6.1.4 Default settings for cell 1 FALSE	Rel-7	RBR7-446 RBR7-447 RBR7-448 RBR7-449 RBR7-450 RBR7-451 RBR7-452 RBR7-453 RBR7-454
- Downlink DPCH info for each RL		Not Present		RBR7-455
- SCCPCH Information for FACH		Not Present	R99 and Rel-4 only	RBR7-456
Downlink information per radio link list	A6			RBR7-457
- Downlink information for each radio link		Not Present		RBR7-458
MBMS PL Service Restriction Information		Not Present	Rel-6	RBR7-459

Condition	Explanation
A1	This IE need for "Non speech in CS"
A2	This IE need for "Speech in CS"
A3	This IE need for "Packet to CELL_DCH from CELL_DCH in PS"
A4	This IE need for "Packet to CELL_DCH from CELL_FACH in PS"
A5	This IE need for "Packet to CELL_FACH from CELL_DCH in PS"
A6	This IE need for "Packet to CELL_FACH from CELL_FACH in PS"

Contents of RADIO BEARER RECONFIGURATION COMPLETE message: AM (3.84 Mcps TDD)

Information Element	Value/remark	Version
Message Type RRC transaction identifier	Checked to see if the value is identical to the same IE in the downlink RADIO BEARER RECONFIGURATION message	

Integrity check info - Message authentication code - RRC Message sequence number Uplink integrity protection activation info CHOICE mode - CHOICE <i>TDD option</i> - UL Timing Advance COUNT-C activation time Radio bearer uplink ciphering activation time info Uplink counter synchronisation info	This IE is checked to see if it is present. The value is compared against the XMAC-I value computed by SS. The first/ leftmost bit of the bit string contains the most significant bit of the MAC-I. This IE is checked to see if it is present. The value is used by SS to compute the XMAC-I value. Not checked TDD 3.84 Mcps TDD 0 Not checked Not checked Not checked	Rel-4
---	--	-------

Contents of RADIO BEARER RECONFIGURATION COMPLETE message: AM (1.28 Mcps TDD)

Information Element	Value/remark	Version
Message Type RRC transaction identifier	Checked to see if the value is identical to the same IE in the downlink RADIO BEARER RECONFIGURATION message	
Integrity check info - Message authentication code - RRC Message sequence number	This IE is checked to see if it is present. The value is compared against the XMAC-I value computed by SS. The first/ leftmost bit of the bit string contains the most significant bit of the MAC-I. This IE is checked to see if it is present. The value is used by SS to compute the XMAC-I value.	
Uplink integrity protection activation info CHOICE mode - CHOICE <i>TDD option</i> COUNT-C activation time Radio bearer uplink ciphering activation time info Uplink counter synchronization info	Not checked TDD 1.28 Mcps TDD (No data) Not checked Not checked Not checked	Rel-4

Contents of RADIO BEARER RECONFIGURATION COMPLETE message: AM (7.68 Mcps TDD)

Information Element	Value/remark	Version
Message Type RRC transaction identifier	Checked to see if the value is identical to the same IE in the downlink RADIO BEARER RECONFIGURATION message	
Integrity check info - Message authentication code - RRC Message sequence number	This IE is checked to see if it is present. The value is compared against the XMAC-I value computed by SS. The first/ leftmost bit of the bit string contains the most significant bit of the MAC-I. This IE is checked to see if it is present. The value is used by SS to compute the XMAC-I value.	
Uplink integrity protection activation info CHOICE mode - CHOICE <i>TDD option</i> - Extended UL Timing Advance COUNT-C activation time Radio bearer uplink ciphering activation time info Uplink counter synchronisation info	Not checked TDD 7.68 Mcps TDD 0 Not checked Not checked Not checked	Rel-7 Rel-7

Contents of RADIO BEARER RECONFIGURATION FAILURE message: AM

Information Element	Value/remark
Message Type	Checked to see if it is set to identical value of the same IE in the downlink RADIO BEARER RECONFIGURATION message.
RRC transaction identifier	
Integrity check info	This IE is checked to see if it is present. The value is compared against the XMAC-I value computed by SS. The first/ leftmost bit of the bit string contains the most significant bit of the MAC-I.
- Message authentication code	
- RRC Message sequence number	This IE is checked to see if it is present. The value is used by SS to compute the XMAC-I value.
Failure cause	Checked to see if it meets test requirement
Radio bearers for which reconfiguration would have succeeded List	Not checked

Contents of RADIO BEARER RELEASE message: AM or UM (3.84 Mcps TDD)

Information Element	Condition	Value/remark	Version	Index
Message Type	A1, A2, A3, A4, A5, A6, A7, A8			RBL3-001
	, A9, A10		Rel-5	RBL3-002
RRC transaction identifier		Arbitrarily selects an integer between 0 and 3		RBL3-003
Integrity check info		SS calculates the value of MAC-I for this message and writes to this IE. The first/ leftmost bit of the bit string contains the most significant bit of the MAC-I. SS provides the value of this IE, from its internal counter.		RBL3-004
- message authentication code				RBL3-005
- RRC message sequence number				RBL3-006
Integrity protection mode info		Not Present		RBL3-007
Ciphering mode info		Not Present		RBL3-008
Activation time	A1, A2, A3, A7, A8	(256+CFN-(CFN MOD 8 + 8))MOD 256		RBL3-009
Activation time	A4, A5, A6	Not Present		RBL3-010
	, A9, A10		Rel-5	RBL3-011
New U-RNTI		Not Present		RBL3-012
New C-RNTI	A1,A2,A3,A4	Not Present		RBL3-013
	, A9		Rel-5	RBL3-014
New C-RNTI	A5, A6, A7, A8	'1010 1010 1010 1010'		RBL3-015
	, A10		Rel-5	RBL3-016
New DSCH-RNTI	A1, A2, A3, A4, A5, A6, A7, A8	Not Present		RBL3-017
New H-RNTI	A1, A2, A3, A4, A5, A6, A7, A8	Not Present		RBL3-018
	, A9, A10,		Rel-5	RBL3-019
New Primary E-RNTI		Not Present	Rel-6	RBL3-020
New Secondary E-RNTI		Not Present	Rel-6	RBL3-021
RRC State indicator	A1,A2, A3, A4	CELL_DCH		RBL3-022
	, A9		Rel-5	RBL3-023
RRC State indicator	A5, A6, A7, A8	CELL_FACH		RBL3-024
	, A10		Rel-5	RBL3-025
UTRAN DRX cycle length coefficient	A1,A2,A3,A4	Not Present		RBL3-026
	,A5,A6, A7, A8		Rel-5	RBL3-027
	, A9, A10			
CN information info		Not Present		RBL3-028
Signalling Connection release indication		Not Present		RBL3-029

Information Element	Condition	Value/remark	Version	Index
URA identity		Not Present		RBL3-030
RAB information to reconfigure list		Not Present		RBL3-031
RB information to release list RB information to release - RB identity	A1, A7	10		RBL3-032 RBL3-033 RBL3-034
RB information to release list RB information to release - RB identity RB information to release - RB identity RB information to release - RB identity	A2, A8	10 11 12		RBL3-035 RBL3-036 RBL3-037 RBL3-038 RBL3-039 RBL3-040 RBL3-041
RB information to release list	A3, A4, A5, A6			RBL3-042
RB information to release - RB identity		20		RBL3-043 RBL3-044
RB information to release - RB identity	A9, A10	25	Rel-5	RBL3-045 RBL3-046
RB information to reconfigure list	A1,A2, A3,A4,A5, A6, A7, A8, A9, A10	Not Present	Rel-6	RBL3-047
RB information to be affected list	A1,A2, A3,A4,A5, A6, A7, A8 , A9, A10	Not Present	Rel-5	RBL3-048 RBL3-049
Downlink counter synchronisation info	A1,A2,A3,A4 ,A5,A6, A7, A8 , A9, A10	Not Present	Rel-5	RBL3-050 RBL3-051
UL Transport channel information common for all transport channels	A1, A2, A3, A4, A5, A6, A7, A8 , A9, A10	TFCS reconfigured to fit the new transport channel configuration.	Rel-5	RBL3-052 RBL3-053
Deleted TrCH information list	A1,A2, A3, A5, A7, A8 , A9, A10		Rel-5	RBL3-054 RBL3-055
Deleted UL TrCH Information - Uplink transport channel type - Transport channel identity Deleted UL TrCH Information - Uplink transport channel type - Transport channel identity Deleted UL TrCH Information - Uplink transport channel type - Transport channel identity	A1,A2, A3, A5, A7, A8 , A9, A10 A2, A8 A2, A8	DCH 1 DCH 2 DCH 3	Rel-5	RBL3-056 RBL3-057 RBL3-058 RBL3-059 RBL3-060 RBL3-061 RBL3-062 RBL3-063 RBL3-064 RBL3-065
Deleted TrCH information list	A4, A6	Not Present		RBL3-066
Added or Reconfigured TrCH information list	A5, A6, A7, A8 , A10	Not Present	Rel-5	RBL3-067 RBL3-068
Added or Reconfigured TrCH information list	A1, A2, A3, A4 , A9	TrCHs (DCH for DCCH)	Rel-5	RBL3-069 RBL3-070
Added or Reconfigured UL TrCH information - Uplink transport channel type - UL Transport channel identity - TFS - CHOICE Transport channel type - Dynamic Transport format information - RLC Size - Number of TBs and TTI List - Transmission Time Interval - Number of Transport blocks		DCH 5 Dedicated transport channels Reference to TS34.108 clause 6.10 Parameter Set (This IE is repeated for TFI number.) Not present Reference to TS34.108 clause 6.10		RBL3-071 RBL3-072 RBL3-073 RBL3-074 RBL3-075 RBL3-076 RBL3-077 RBL3-078 RBL3-079 RBL3-080

Information Element	Condition	Value/remark	Version	Index	
<ul style="list-style-type: none"> - CHOICE Logical Channel list - Semi-static Transport Format information - Transmission time interval - Type of channel coding - Coding Rate - Rate matching attribute - CRC size 		Parameter Set All (NULL)		RBL3-081	
		Reference to TS34.108 clause 6.10		RBL3-082	
		Parameter Set		RBL3-083	
		Reference to TS34.108 clause 6.10		RBL3-084	
		Parameter Set		RBL3-085	
		Reference to TS34.108 clause 6.10		RBL3-086	
		Parameter Set		RBL3-087	
CHOICE <i>mode</i>		TDD (No data)	R99 and Rel-4 only	RBL3-088	
DL Transport channel information common for all transport channels	A1, A2, A3, A4, A5, A6, A7, A8	TFCS reconfigured to fit the new transport channel configuration.		RBL3-089	
	, A9, A10		Rel-5	RBL3-090	
Deleted TrCH information list - Deleted DL TrCH Information <ul style="list-style-type: none"> - Downlink transport channel type - Transport channel identity - Deleted DL TrCH Information <ul style="list-style-type: none"> - Downlink transport channel type - Transport channel identity - Deleted DL TrCH Information <ul style="list-style-type: none"> - Downlink transport channel type - Transport channel identity 	A1, A2, A3, A4, A5, A6, A7, A8	DCH 6		RBL3-091	
	, A9			Rel-5	RBL3-092
	A2, A8		DCH 7		RBL3-093
	A2, A8		DCH 8		RBL3-094
					RBL3-095
- Deleted DL TrCH Information <ul style="list-style-type: none"> - Downlink transport channel type - DL HS-DSCH MAC-d flow identity 	A9, A10		Rel-5	RBL3-096	
		HS-DSCH		RBL3-097	
		0		RBL3-098	
Added or Reconfigured TrCH information list - Added or Reconfigured DL TrCH information		Not Present		RBL3-099	
	A5, A6, A7, A8			RBL3-100	
	, A10		Rel-5	RBL3-101	
- Added or Reconfigured DL TrCH information <ul style="list-style-type: none"> - Downlink transport channel type - DL Transport channel identity - CHOICE DL parameters - Uplink transport channel type - UL TrCH identity - DCH quality target - BLER Quality value 	A1, A2, A3, A4	1 TrCHs (DCH for DCCH)		RBL3-102	
		DCH		RBL3-103	
		10		RBL3-104	
		Same as UL		RBL3-105	
		DCH		RBL3-106	
		5		RBL3-107	
				RBL3-108	
			Not Present		RBL3-109
					RBL3-110
					RBL3-111
Frequency info	A1, A2, A3, A4, A5, A7, A8	TDD Reference to clause 5.1 Test frequencies		RBL3-112	
	, A9, A10		Rel-5	RBL3-113	
- Choice mode - UARFCN (Nt)				RBL3-114	
Frequency info	A6	Not Present		RBL3-115	
Maximum allowed UL TX power		33dBm		RBL3-116	
CHOICE <i>channel requirement</i>	A5, A6, A7, A8	Not Present	R99 and Rel-4 only	RBL3-117	
CHOICE <i>channel requirement</i>	A1, A2, A3, A4	Uplink DPCH info	R99 and Rel-4 only	RBL3-118	
Uplink DPCH info	A10	Not Present	Rel-5	RBL3-119	
Uplink DPCH info <ul style="list-style-type: none"> - Uplink DPCH power control info - CHOICE mode - Uplink Timing Advance Control 	A9	Not Present TDD Not Present	Rel-5	RBL3-120	
				RBL3-121	
				RBL3-122	
				RBL3-123	

Information Element	Condition	Value/remark	Version	Index
- UL CCTrCH List				RBL3-129
- TFCS ID		1		RBL3-130
- UL Target SIR		+20dB		RBL3-131
- Time info				RBL3-132
- Activation time		(256+CFN-(CFN MOD 8 + 8))MOD 256		RBL3-133
- Duration		Infinite		RBL3-134
- Common timeslot info				RBL3-135
- 2 nd interleaving mode		Default value is "Frame"		RBL3-136
- TFCI coding		Reference to TS34.108 clause 6 Parameter set		RBL3-137
- Puncturing limit		Reference to TS34.108 clause 6 Parameter set		RBL3-138
- Repetition period		1		RBL3-139
- Repetition length				RBL3-140
- Uplink DPCH timeslots and code				RBL3-141
- Dynamic SF usage		FALSE		RBL3-142
- First individual timeslot info				RBL3-143
- Timeslot number				RBL3-144
- CHOICE TDD option		3.84 Mcps TDD		RBL3-145
- Timeslot number		1 OR 2 OR 3		RBL3-146
- TFCI existence		TRUE		RBL3-147
- Midamble shift and burst type				RBL3-148
- CHOICE TDD option		3.84 Mcps TDD		RBL3-149
- CHOICE <i>Burst Type</i>		Type 1		RBL3-150
- Midamble allocation mode		Default midamble		RBL3-151
- Midamble configuration		16		RBL3-152
- Midamble Shift		Not Present		RBL3-153
- CHOICE TDD option		3.84 Mcps TDD (no data)		RBL3-154
- First timeslot Code List		Repeated (1,2) for each channelisation code assigned in the slot to meet the needs of TS34.108 clause 6 Parameter Set.		RBL3-155
- channelisation codes		(SF/ i) where i denotes an unassigned code matching the SF specified in TS34.108 clause 6 Parameter Set.		RBL3-156
- CHOICE more timeslots		No more timeslots		RBL3-157
- UL CCTrCH List to Remove		Not present		RBL3-158
E-DCH Info	Not Present		Rel-6	RBL3-159
CHOICE Mode	A1, A2, A3, A4, A5, A6, A7, A8	TDD	R99 and Rel-4 only	RBL3-160
Downlink HS-PDSCH Information	A1, A2, A3, A4, A5, A6, A7, A8, A9, A10	Not Present	Rel-5	RBL3-161
Downlink information common for all radio links	A5, A6, A7, A8 , A10	Not Present		RBL3-162
			Rel-5	RBL3-163
Downlink information common for all radio links	A1, A2, A3 , A9			RBL3-164
- CHOICE DPCH info		Downlink DPCH info common for all RL	Rel-5 Rel-6	RBL3-165
- Downlink DPCH info common for all RL				RBL3-166
- Timing indication		Maintain		RBL3-167
- CFN-targetSFN frame offset		Not Present		RBL3-168
- Downlink DPCH power control information				RBL3-169
- CHOICE mode		TDD		RBL3-170
- TPC Step Size		1		RBL3-171
- MAC-d HFN initial value		Not Present		RBL3-172
- CHOICE mode		TDD		RBL3-173
- CHOICE mode		TDD		RBL3-174
- CHOICE TDD option		3.84 Mcps TDD		RBL3-175
- Default DPCH Offset Value		Not Present		RBL3-176
				RBL3-177

Information Element	Condition	Value/remark	Version	Index
- MAC-hs reset indicator		Not Present	Rel-5	RBL3-178
Downlink information common for all radio links - CHOICE DPCH info	A4	Downlink DPCH info common for all RL	Rel-6	RBL3-179 RBL3-180
- Downlink DPCH info common for all RL		Initialise		RBL3-181
- Timing indication		Not Present		RBL3-182
- CFN-targetSFN frame offset				RBL3-183
- Downlink DPCH power control information				RBL3-184
- CHOICE mode		TDD		RBL3-185
- TPC Step Size		1		RBL3-186
- MAC-d HFN initial value		Not Present		RBL3-187
- CHOICE mode		TDD		RBL3-188
- CHOICE mode		TDD		RBL3-189
- CHOICE TDD option		3.84 Mcps TDD		RBL3-190
- Default DPCH Offset Value				RBL3-191
- CHOICE mode		TDD		RBL3-192
- Default DPCH Offset Value		0 Integer(0..7)		RBL3-193
- MAC-hs reset indicator		Not Present	Rel-5	RBL3-194
Downlink information per radio link list	A1, A2, A3, A4			RBL3-195
- Downlink information for each radio link	, A9		Rel-5	RBL3-196
- Choice mode		TDD		RBL3-197
- Primary CCPCH info				RBL3-198
- Choice mode		TDD		RBL3-199
- Choice TDD Option		3.84 Mcps TDD		RBL3-200
- Cell parameters ID		Ref. to the Default setting in TS34.108 clause 6.1 (TDD)		RBL3-201
		Integer(0..127)		RBL3-202
- SCTD indicator		FALSE		RBL3-203
- CHOICE DPCH info		Downlink DPCH info for each RL	Rel-6	RBL3-204
- Downlink DPCH info for each RL				RBL3-205
- CHOICE mode		TDD		RBL3-206
- DL CCTrCh List				RBL3-207
- TFCS ID		2 Integer(1.8)		RBL3-208
- Time info				RBL3-209
- Activation time		Now		RBL3-210
- Duration		Infinite		RBL3-211
- Common timeslot info				RBL3-212
- 2 nd interleaving mode		Default value is "Frame"		RBL3-213
- TFCI coding		Reference to TS34.108 clause 6 Parameter set		RBL3-214
- Puncturing limit		Reference to TS34.108 clause 6 Parameter set		RBL3-215
- Repetition period		1		RBL3-216
- Repetition length		NULL		RBL3-217
- Downlink DPCH timeslots and codes				RBL3-218
- First individual timeslot info				RBL3-219
- Timeslot number				RBL3-220
- CHOICE TDD option		3.84 Mcps TDD		RBL3-221
- Timeslot number		4 OR 5 OR 6		RBL3-222
- TFCI existence		TRUE		RBL3-223
- Midamble shift and burst type				RBL3-224
- CHOICE TDD option		3.84 Mcps TDD		RBL3-225
- Midamble allocation mode		Default midamble		RBL3-226
- Midamble configuration		16		RBL3-227
- Midamble Shift		Not Present		RBL3-228
- CHOICE TDD option		3.84 Mcps TDD (no data)		RBL3-229
- First timeslot channelisation codes		Repeated (1,2) for each channelisation code assigned in the slot to meet the needs of TS34.108 clause 6 Parameter Set.		RBL3-230
- CHOICE codes representation		Bitmap		RBL3-231
- Channelisation codes bitmap		Reference to TS34.108 clause 6.10 Parameter Set		RBL3-232

Information Element	Condition	Value/remark	Version	Index
- CHOICE more timeslots - UL CCTrCH TPC List - DL CCTrCH List to Remove - SCCPCH Information for FACH - E-AGCH Info - CHOICE E-HICH Information - CHOICE E-RGCH Information		No more timeslots Default is all Not present Not Present Not present Not present Not present	R99 and Rel-4 only Rel-6 Rel-6 Rel-6	RBL3-233 RBL3-234 RBL3-235 RBL3-236 RBL3-237 RBL3-238 RBL3-239
Downlink information per radio link list - Downlink information for each radio link - Choice mode - Primary CCPCH info - Choice mode - Choice TDD Option - TSTD indicator - Cell parameters ID - SCTD indicator - E-AGCH Info - CHOICE E-HICH Information - CHOICE E-RGCH Information - Downlink DPCH info for each RL - SCCPCH Information for FACH	A5 ,A7, A8	TDD TDD 3.84 Mcps TDD FALSE Ref. to the Default setting in TS34.108 clause 6.1 (TDD) Integer(0..127) FALSE Not present Not present Not present Not Present Not Present	Rel-6 Rel-6 Rel-6 R99 and Rel-4 only	RBL3-240 RBL3-241 RBL3-242 RBL3-243 RBL3-244 RBL3-245 RBL3-246 RBL3-247 RBL3-248 RBL3-249 RBL3-250 RBL3-251 RBL3-252 RBL3-253
Downlink information per radio link list	A6 , A10	Not Present	Rel-5	RBL3-254 RBL3-255
MBMS PL Service Restriction Information	A1,A2, A3,A4,A5, A6, A7, A8, A9, A10	Not Present	Rel-6	RBL3-256
MBMS RB list released to change transfer mode		Not Present	Rel-6	RBL3-257

Condition	Explanation	Version
A1	This IE need for "Non speech in CS"	
A2	This IE need for "Speech in CS"	
A3	This IE need for "Packet to CELL_DCH from CELL_DCH in PS"	
A4	This IE need for "Packet to CELL_DCH from CELL_FACH in PS"	
A5	This IE need for "Packet to CELL_FACH from CELL_DCH in PS"	
A6	This IE need for "Packet to CELL_FACH from CELL_FACH in PS"	
A7	This IE need for "Non speech to CELL_FACH from CELL_DCH in CS"	
A8	This IE need for "Speech to CELL_FACH from CELL_DCH in CS"	
A9	This IE is needed for "Packet to CELL_DCH / HS-DSCH using three multiplexing options", or when not stated otherwise, for "Packet to CELL_DCH from CELL_DCH / HS-DSCH in PS"	Rel-5
A10	This IE is needed for "Packet to CELL_DCH / HS-DSCH using one multiplexing option", or when not stated otherwise, for "Packet to CELL_FACH from CELL_DCH / HS-DSCH in PS"	Rel-5

Contents of RADIO BEARER RELEASE message: AM or UM (1.28 Mcps TDD)

Information Element	Condition	Value/remark	Version	Index
Message Type	A1, A2, A3, A4, A5, A6, A7, A8 , A9, A10		Rel-5	RBL1-001 RBL1-002
RRC transaction identifier		Arbitrarily selects an integer between 0 and 3		RBL1-003
Integrity check info				RBL1-004
- message authentication code		SS calculates the value of MAC-I for this message and writes to this IE. The first/ leftmost bit of the bit string contains the most significant bit of the MAC-I.		RBL1-005
- RRC message sequence number		SS provides the value of this IE, from its		RBL1-006

Information Element	Condition	Value/remark	Version	Index
		internal counter.		
Integrity protection mode info		Not Present		RBL1-007
Ciphering mode info		Not Present		RBL1-008
Activation time	A1, A2, A3, A7, A8	(256+CFN-(CFN MOD 8 + 8))MOD 256		RBL1-009
	, A9, A10		Rel-5	RBL1-010
Activation time	A4, A5, A6	Not Present		RBL1-011
New U-RNTI		Not Present		RBL1-012
New C-RNTI	A1,A2,A3,A4	Not Present		RBL1-013
	, A9		Rel-5	RBL1-014
New C-RNTI	A5, A6, A7, A8	'1010 1010 1010 1010'		RBL1-015
	, A10		Rel-5	RBL1-016
New DSCH-RNTI	A1, A2, A3, A4, A5, A6, A7, A8	Not Present		RBL1-017
New H-RNTI	A1, A2, A3, A4, A5, A6, A7, A8	Not Present		RBL1-018
	, A9, A10		Rel-5	RBL1-019
CHOICE mode		TDD	Rel-7	RBL1-020
- New E-RNTI		Not Present	Rel-7	RBL1-021
RRC State indicator	A1,A2, A3, A4	CELL_DCH		RBL1-022
	, A9		Rel-5	RBL1-023
RRC State indicator	A5, A6, A7, A8	CELL_FACH		RBL1-024
	, A10		Rel-5	RBL1-025
UTRAN DRX cycle length coefficient	A1,A2,A3,A4, A5,A6, A7, A8	Not Present		RBL1-026
	, A9, A10		Rel-5	RBL1-027
CN information info		Not Present		RBL1-028
Signalling Connection release indication		Not Present		RBL1-029
URA identity		Not Present		RBL1-030
RNC support for change of UE capability		Not Present	Rel-7	RBL1-030a
RAB information to reconfigure list		Not Present		RBL1-031
RB information to release list	A1, A7			RBL1-032
RB information to release				RBL1-033
- RB identity		10		RBL1-034
RB information to release list	A2, A8			RBL1-035
RB information to release				RBL1-036
- RB identity		10		RBL1-037
RB information to release				RBL1-038
- RB identity		11		RBL1-039
RB information to release				RBL1-040
- RB identity		12		RBL1-041
RB information to release list	A3, A4, A5, A6			RBL1-042
RB information to release				RBL1-043
- RB identity		20		RBL1-044
RB information to release	A9, A10		Rel-5	RBL1-045
- RB identity		25		RBL1-046
RB information to reconfigure list		Not Present	Rel-6	RBL1-047
RB information to be affected list	A1,A2, A3,A4,A5, A6, A7, A8	Not Present		RBL1-048
	, A9, A10		Rel-5	RBL1-049
Downlink counter synchronization info	A1,A2,A3,A4,A5,A6, A7, A8	Not Present		RBL1-050

Information Element	Condition	Value/remark	Version	Index
	, A9, A10		Rel-5	RBL1-051
UL Transport channel information common for all transport channels	A1, A2, A3, A4, A5, A6, A7, A8	TFCS reconfigured to fit the new transport channel configuration.		RBL1-052
	, A9, A10		Rel-5	RBL1-053
Deleted TrCH information list	A1,A2, A3, A5, A7, A8			RBL1-056
	, A9, A10		Rel-5	RBL1-057
Deleted UL TrCH Information	A1,A2, A3, A5, A7, A8			RBL1-058
	, A9, A10		Rel-5	RBL1-059
- Uplink transport channel type		DCH		RBL1-060
- Transport channel identity		1		RBL1-061
Deleted UL TrCH Information	A2, A8			RBL1-062
- Uplink transport channel type		DCH		RBL1-063
- Transport channel identity		2		RBL1-064
Deleted UL TrCH Information	A2, A8			RBL1-065
- Uplink transport channel type		DCH		RBL1-066
- Transport channel identity		3		RBL1-067
Deleted TrCH information list	A4, A6	Not Present		RBL1-068
Added or Reconfigured TrCH information list	A5, A6, A7, A8	Not Present		RBL1-069
	, A10		Rel-5	RBL1-070
Added or Reconfigured TrCH information list	A1, A2, A3, A4	TrCHs (DCH for DCCH)		RBL1-071
	, A9		Rel-5	RBL1-072
Added or Reconfigured UL TrCH information				RBL1-073
- Uplink transport channel type		DCH		RBL1-074
- UL Transport channel identity		5		RBL1-075
- TFS				RBL1-076
- CHOICE Transport channel type		Dedicated transport channels		RBL1-077
- Dynamic Transport format information				RBL1-078
- RLC Size		Reference to clause 6.11 Parameter Set		RBL1-079
- Number of TBs and TTI List		(This IE is repeated for TFI number.)		RBL1-080
- Transmission Time Interval		Not present		RBL1-081
- Number of Transport blocks		Reference to clause 6.11 Parameter Set		RBL1-082
- CHOICE Logical channel list		All (NULL)		RBL1-083
- Semi-static Transport Format information				RBL1-084
- Transmission time interval		Reference to clause 6.11 Parameter Set		RBL1-085
- Type of channel coding		Reference to clause 6.11 Parameter Set		RBL1-086
- Coding Rate		Reference to clause 6.11 Parameter Set		RBL1-087
- Rate matching attribute		Reference to clause 6.11 Parameter Set		RBL1-088
- CRC size		Reference to clause 6.11 Parameter Set		RBL1-089
CHOICE <i>mode</i>		TDD (No data)		RBL1-090
DL Transport channel information common for all transport channels	A1, A2, A3, A4, A5, A6, A7, A8	TFCS reconfigured to fit the new transport channel configuration.		RBL1-091
	, A9, A10		Rel-5	RBL1-092
- Deleted DL TrCH Information	A1, A2, A3, A5,A7, A8			RBL1-096
				RBL1-097
- Downlink transport channel type		DCH		RBL1-098
- Transport channel identity		6		RBL1-099
- Deleted DL TrCH Information	A2, A8			RBL1-100
- Downlink transport channel type		DCH		RBL1-101
- Transport channel identity		7		RBL1-102
- Deleted DL TrCH Information	A2, A8			RBL1-103
- Downlink transport channel type		DCH		RBL1-104
- Transport channel identity		8		RBL1-105
Deleted TrCH information list	A4, A6	Not Present		RBL1-106
Deleted DL TrCH Information	A9, A10		Rel-5	RBL1-107
- Downlink transport channel type		HS-DSCH		RBL1-108
- DL HS-DSCH MAC-d flow identity		0		RBL1-109
Added or Reconfigured TrCH information list				RBL1-110

Information Element	Condition	Value/remark	Version	Index
- Added or Reconfigured DL TrCH information	A5, A6, A7, A8	Not Present		RBL1-111
	, A10		Rel-5	RBL1-112
- Added or Reconfigured DL TrCH information	A1, A2, A3, A4	1 TrCHs (DCH for DCCH)		RBL1-113
	, A9		Rel-5	RBL1-114
- Downlink transport channel type		DCH		RBL1-115
- DL Transport channel identity		10		RBL1-116
- CHOICE DL parameters		Same as UL		RBL1-117
- Uplink transport channel type		DCH		RBL1-118
- UL TrCH identity		5		RBL1-119
- DCH quality target				RBL1-120
- BLER Quality value		-20 (-2.0)		RBL1-121
Frequency info	A1, A2, A3, A4, A5, A7, A8			RBL1-122
	, A9, A10		Rel-5	RBL1-123
- Choice mode		TDD		RBL1-124
- UARFCN (Nt)		Reference to clause 5.1 Test frequencies		RBL1-125
Frequency info	A6	Not Present		RBL1-126
Multi-frequency Info		Not Present	Rel-7	RBL1-126a
Control Channel DRX information		Not Present	Rel-8	RBL1-127
SPS Information		Not Present	Rel-8	RBL1-128
MIMO parameters		Not Present	Rel-8	RBL1-129
MU-MIMO info		Not Present	Rel-10	RBL1-129a
Maximum allowed UL TX power	A1, A2, A3, A4, A7, A8	33dBm		RBL1-130
Maximum allowed UL TX power	A5, A6	using the default value		RBL1-131
CHOICE channel requirement	A5, A6, A7, A8	Not Present		RBL1-132
	, A10		Rel-5	RBL1-133
CHOICE channel requirement	A1, A2, A3, A4	Uplink DPCH info		RBL1-134
	, A9		Rel-5	RBL1-135
- Uplink DPCH power control info		Not Present		RBL1-136
- CHOICE mode		TDD		RBL1-137
- Uplink Timing Advance Control		Not Present		RBL1-138
- UL CCTrCH List				RBL1-139
- TFCS ID		1		RBL1-140
- UL Target SIR		Real (-11 .. 20 by step of 0.5dB) Reference to clause 6 Parameter set.		RBL1-141
- Time info				RBL1-142
- Activation time		$(256+CFN-(CFN \text{ MOD } 8 + 8))\text{MOD } 256$		RBL1-143
- Duration		Infinite		RBL1-144
- Common timeslot info				RBL1-145
- 2 nd interleaving mode		Default value is "Frame"		RBL1-146
- TFCI coding		Reference to clause 6 Parameter set		RBL1-147
- Puncturing limit		Reference to clause 6 Parameter set		RBL1-148
- Repetition period		1		RBL1-149
- Repetition length				RBL1-150
- Uplink DPCH timeslots and code				RBL1-151
- Dynamic SF usage		FALSE		RBL1-152
- First individual timeslot info				RBL1-153
- Timeslot number				RBL1-154
- CHOICE TDD option		1.28 Mcps TDD		RBL1-155
- Timeslot number		1 OR 2 OR 3		RBL1-156
- TFCI existence		TRUE		RBL1-157
- Midamble shift and burst type				RBL1-158
- CHOICE TDD option		1.28 Mcps TDD		RBL1-159
- Midamble allocation mode		Default midamble		RBL1-160

Information Element	Condition	Value/remark	Version	Index
- Midamble configuration		16		RBL1-161
- Midamble Shift		Not Present		RBL1-162
- CHOICE TDD option		1.28 Mcps TDD		RBL1-163
- Modulation		QPSK		RBL1-164
- SS-TPC Symbols		1		RBL1-165
- Additional TPC-SS Symbols		Not present		RBL1-166
- First timeslot Code List		Repeated (1,2) for each channelisation code assigned in the slot to meet the needs of clause 6 Parameter Set.		RBL1-167
- channelisation codes		(SF/ i) where i denotes an unassigned code matching the SF specified in clause 6 Parameter Set.		RBL1-168
- CHOICE more timeslots		No more timeslots		RBL1-169
- UL CCTrCH List to Remove		Not present		RBL1-170
E-DCH Info		Not Present	Rel-7	RBL1-171
Multi-carrier E-DCH Info for LCR TDD		Not Present	Rel-10	RBL1-171a
CHOICE Mode	A1, A2, A3, A4, A5, A6, A7, A8, A9, A10	TDD		RBL1-172
			Rel-5	RBL1-173
Downlink HS-PDSCH Information	A1, A2, A3, A4, A5, A6, A7, A8, A9, A10	Not Present	Rel-5	RBL1-174
Downlink information common for all radio links	A5, A6, A7, A8, A10	Not Present		RBL1-175
			Rel-5	RBL1-176
Downlink information common for all radio links	A1, A2, A3, A9			RBL1-177
			Rel-5	RBL1-178
- Downlink DPCH info common for all RL				RBL1-179
- Timing indication		Maintain		RBL1-180
- CFN-targetSFN frame offset		Not Present		RBL1-181
- Downlink DPCH power control information				RBL1-182
- CHOICE mode		TDD		RBL1-183
- TPC Step Size		1		RBL1-184
- MAC-d HFN initial value		Not Present		RBL1-185
- CHOICE mode		TDD		RBL1-186
- CHOICE mode		TDD		RBL1-187
- CHOICE TDD option		1.28 Mcps TDD		RBL1-188
- TSTD indicator		FALSE		RBL1-189
- Default DPCH Offset Value		Not Present		RBL1-190
- MAC-hs reset indicator		Not Present	Rel-5	RBL1-191
Downlink information common for all radio links	A4			RBL1-192
- Downlink DPCH info common for all RL				RBL1-193
- Timing indication		Initialize		RBL1-194
- CFN-targetSFN frame offset		Not Present		RBL1-195
- Downlink DPCH power control information				RBL1-196
- CHOICE mode		TDD		RBL1-197
- TPC Step Size		1		RBL1-198
- MAC-d HFN initial value		Not Present		RBL1-199
- CHOICE mode		TDD		RBL1-200
- CHOICE mode		TDD		RBL1-201
- CHOICE TDD option		1.28 Mcps TDD		RBL1-202
- TSTD indicator		FALSE		RBL1-203
- Default DPCH Offset Value				RBL1-204
- CHOICE mode		TDD		RBL1-205
- Default DPCH Offset Value		0 Integer(0..7)		RBL1-206
- MAC-hs reset indicator		Not Present	Rel-5	RBL1-207
Downlink information per radio link list	A1, A2, A3, A4, A9			RBL1-208
			Rel-5	RBL1-209
- Downlink information for each radio link				RBL1-210
- Choice mode		TDD		RBL1-211

Information Element	Condition	Value/remark	Version	Index
- Primary CCPCH info				RBL1-212
- Choice mode		TDD		RBL1-213
- Choice TDD Option		1.28 Mcps TDD		RBL1-214
- TSTD indicator		FALSE		RBL1-215
- Cell parameters ID		Ref. to the Default setting in clause 6.1 (TDD) Integer(0..127)		RBL1-216
- SCTD indicator		FALSE		RBL1-217
- Downlink DPCH info for each RL				RBL1-218
- CHOICE mode		TDD		RBL1-219
- DL CCTrCh List				RBL1-220
- TFCS ID		2 Integer(1.8)		RBL1-221
- Time info				RBL1-222
- Activation time		Now		RBL1-223
- Duration		Infinite		RBL1-224
- Common timeslot info				RBL1-225
- 2 nd interleaving mode		Default value is "Frame"		RBL1-226
- TFCI coding		Reference to clause 6 Parameter set		RBL1-227
- Puncturing limit		Reference to clause 6 Parameter set		RBL1-228
- Repetition period		1		RBL1-229
- Repetition length		NULL		RBL1-230
- Downlink DPCH timeslots and codes				RBL1-231
- First individual timeslot info				RBL1-232
- Timeslot number				RBL1-233
- CHOICE TDD option		1.28 Mcps TDD		RBL1-234
- Timeslot number		4 OR 5 OR 6		RBL1-235
- TFCI existence		TRUE		RBL1-236
- Midamble shift and burst type				RBL1-237
- CHOICE TDD option		1.28 Mcps TDD		RBL1-238
- Midamble allocation mode		Default midamble		RBL1-239
- Midamble configuration		16		RBL1-240
- Midamble Shift		Not Present		RBL1-241
- CHOICE TDD option		1.28 Mcps TDD		RBL1-242
- Modulation		QPSK		RBL1-243
- SS-TPC Symbols		1		RBL1-244
- Additional TPC-SS Symbols		Not present		RBL1-245
- First timeslot channelisation codes		Repeated (1,2) for each channelisation code assigned in the slot to meet the needs of clause 6 Parameter Set.		RBL1-246
- CHOICE codes representation		Bitmap		RBL1-247
- Channelisation codes bitmap		Reference to clause 6.10 Parameter Set		RBL1-248
- CHOICE more timeslots		No more timeslots		RBL1-249
- UL CCTrCH TPC List		This list is not required for 1.28 Mcps TDD and is to be ignored by the UE.		RBL1-250
- DL CCTrCH List to Remove		Not present		RBL1-251
- SCCPCH Information for FACH		Not Present	R99 and Rel-4 only	RBL1-252
- E-AGCH Info		Not Present	Rel-6	RBL1-253
- CHOICE mode		TDD	Rel-7	RBL1-254
- E-HICH Information		Not Present	Rel-7	RBL1-255
Downlink information per radio link list	A5 ,A7, A8 , A10			RBL1-256
			Rel-5	RBL1-257
- Downlink information for each radio link				RBL1-258
- Choice mode		TDD		RBL1-259
- Primary CCPCH info				RBL1-260
- Choice mode		TDD		RBL1-261
- Choice TDD Option		1.28 Mcps TDD		RBL1-262
- TSTD indicator		FALSE		RBL1-263
- Cell parameters ID		Ref. to the Default setting in clause 6.1 (TDD) Integer(0..127)		RBL1-264
- SCTD indicator		FALSE		RBL1-265
- Downlink DPCH info for each RL		Not Present		RBL1-266
- SCCPCH Information for FACH		Not Present	R99 and	RBL1-267

Information Element	Condition	Value/remark	Version	Index
			Rel-4 only	
- E-AGCH Info		Not Present	Rel-6	RBL1-268
- CHOICE <i>mode</i>		TDD	Rel-7	RBL1-269
- E-HICH Information		Not Present	Rel-7	RBL1-270
Downlink information per radio link list	A6	Not Present		RBL1-271
MBMS PL Service Restriction Information		Not Present	Rel-6	RBL1-272
CELL_DCH measurement occasion info LCR		Not Present	Rel-9	RBL1-272a

Condition	Explanation	Version
A1	This IE need for "Non speech in CS"	
A2	This IE need for "Speech in CS"	
A3	This IE need for "Packet to CELL_DCH from CELL_DCH in PS"	
A4	This IE need for "Packet to CELL_DCH from CELL_FACH in PS"	
A5	This IE need for "Packet to CELL_FACH from CELL_DCH in PS"	
A6	This IE need for "Packet to CELL_FACH from CELL_FACH in PS"	
A7	This IE need for "Non speech to CELL_FACH from CELL_DCH in CS"	
A8	This IE need for "Speech to CELL_FACH from CELL_DCH in CS"	
A9	This IE is needed for "Packet to CELL_DCH / HS-DSCH using three multiplexing options", or when not stated otherwise, for "Packet to CELL_DCH from CELL_DCH / HS-DSCH in PS"	Rel-5
A10	This IE is needed for "Packet to CELL_DCH / HS-DSCH using one multiplexing option", or when not stated otherwise, for "Packet to CELL_FACH from CELL_DCH / HS-DSCH in PS"	Rel-5

Contents of RADIO BEARER RELEASE message: AM or UM (7.68 Mcps TDD)

Information Element	Condition	Value/remark	Version	Index
Message Type	A1, A2, A3, A4, A5, A6, A7, A8			RBL7-001
	, A9, A10		Rel-5	RBL7-002
RRC transaction identifier		Arbitrarily selects an integer between 0 and 3		RBL7-003
Integrity check info - message authentication code		SS calculates the value of MAC-I for this message and writes to this IE. The first/ leftmost bit of the bit string contains the most significant bit of the MAC-I.		RBL7-004 RBL7-005
- RRC message sequence number		SS provides the value of this IE, from its internal counter.		RBL7-006
Integrity protection mode info		Not Present		RBL7-007
Ciphering mode info		Not Present		RBL7-008
Activation time	A1, A2, A3, A7, A8	$(256+CFN-(CFN \text{ MOD } 8 + 8))\text{MOD } 256$		RBL7-009
Activation time	A4, A5, A6	Not Present		RBL7-010
	, A9, A10		Rel-5	RBL7-011
New U-RNTI		Not Present		RBL7-012
New C-RNTI	A1,A2,A3,A4	Not Present		RBL7-013
	, A9		Rel-5	RBL7-014
New C-RNTI	A5, A6, A7, A8	'1010 1010 1010 1010'		RBL7-015
	, A10		Rel-5	RBL7-016
New DSCH-RNTI	A1, A2, A3, A4, A5, A6, A7, A8	Not Present		RBL7-017
New H-RNTI	A1, A2, A3, A4, A5, A6, A7, A8	Not Present		RBL7-018
	, A9, A10,		Rel-5	RBL7-019
CHOICE mode		TDD	Rel-7	RBL7-020
- New E-RNTI		Not Present	Rel-7	RBL7-021
RRC State indicator	A1,A2, A3,	CELL_DCH		RBL7-022

Information Element	Condition	Value/remark	Version	Index
	A4			
	, A9		Rel-5	RBL7-023
RRC State indicator	A5, A6, A7, A8	CELL_FACH		RBL7-024
	, A10		Rel-5	RBL7-025
UTRAN DRX cycle length coefficient	A1,A2,A3,A4 ,A5,A6, A7, A8	Not Present		RBL7-026
	, A9, A10		Rel-5	RBL7-027
CN information info		Not Present		RBL7-028
Signalling Connection release indication		Not Present		RBL7-029
URA identity		Not Present		RBL7-030
RAB information to reconfigure list		Not Present		RBL7-031
RB information to release list RB information to release - RB identity	A1, A7	10		RBL7-032 RBL7-033 RBL7-034
RB information to release list RB information to release - RB identity	A2, A8	10		RBL7-035 RBL7-036
RB information to release - RB identity		11		RBL7-037 RBL7-038
RB information to release - RB identity		12		RBL7-039 RBL7-040
RB information to release list	A3, A4, A5, A6			RBL7-041 RBL7-042
RB information to release - RB identity		20		RBL7-043 RBL7-044
RB information to release - RB identity	A9, A10		Rel-5	RBL7-045
		25		RBL7-046
RB information to reconfigure list	A1,A2, A3,A4,A5, A6, A7, A8, A9, A10	Not Present	Rel-6	RBL7-047
RB information to be affected list	A1,A2, A3,A4,A5, A6, A7, A8	Not Present		RBL7-048
	, A9, A10		Rel-5	RBL7-049
Downlink counter synchronisation info	A1,A2,A3,A4 ,A5,A6, A7, A8	Not Present		RBL7-050
	, A9, A10		Rel-5	RBL7-051
UL Transport channel information common for all transport channels	A1, A2, A3, A4, A5, A6, A7, A8	TFCS reconfigured to fit the new transport channel configuration.		RBL7-052
	, A9, A10		Rel-5	RBL7-053
Deleted TrCH information list	A1,A2, A3, A5, A7, A8			RBL7-054
	, A9, A10		Rel-5	RBL7-055
Deleted UL TrCH Information	A1,A2, A3, A5, A7, A8			RBL7-056
	, A9, A10	DCH 1	Rel-5	RBL7-057 RBL7-058 RBL7-059 RBL7-060 RBL7-061 RBL7-062 RBL7-063 RBL7-064 RBL7-065
- Uplink transport channel type - Transport channel identity	A2, A8	DCH 2		
Deleted UL TrCH Information - Uplink transport channel type - Transport channel identity	A2, A8	DCH 3		
Deleted UL TrCH Information - Uplink transport channel type - Transport channel identity				
Deleted TrCH information list	A4, A6	Not Present		RBL7-066
Added or Reconfigured TrCH information list	A5, A6, A7, A8	Not Present		RBL7-067
	, A10		Rel-5	RBL7-068
Added or Reconfigured TrCH information list	A1, A2, A3, A4	TrCHs (DCH for DCCH)		RBL7-069
	, A9		Rel-5	RBL7-070

Information Element	Condition	Value/remark	Version	Index	
Added or Reconfigured UL TrCH information - Uplink transport channel type - UL Transport channel identity - TFS - CHOICE Transport channel type - Dynamic Transport format information - RLC Size - Number of TBs and TTI List - Transmission Time Interval - Number of Transport blocks - CHOICE Logical Channel list - Semi-static Transport Format information - Transmission time interval - Type of channel coding - Coding Rate - Rate matching attribute - CRC size		DCH 5		RBL7-071 RBL7-072 RBL7-073 RBL7-074	
		Dedicated transport channels		RBL7-075 RBL7-076 RBL7-077	
		Reference to TS34.108 clause 6.11 Parameter Set (This IE is repeated for TFI number.) Not present		RBL7-078 RBL7-079 RBL7-080	
		Reference to TS34.108 clause 6.11 Parameter Set All (NULL)		RBL7-081 RBL7-082 RBL7-083	
		Reference to TS34.108 clause 6.11 Parameter Set		RBL7-084	
		Reference to TS34.108 clause 6.11 Parameter Set		RBL7-085	
		Reference to TS34.108 clause 6.11 Parameter Set		RBL7-086	
		Reference to TS34.108 clause 6.11 Parameter Set		RBL7-087	
	CHOICE mode		TDD (No data)	R99 and Rel-4 only	RBL7-088
	DL Transport channel information common for all transport channels	A1, A2, A3, A4, A5, A6, A7, A8	TFCS reconfigured to fit the new transport channel configuration.		RBL7-089
		, A9, A10		Rel-5	RBL7-090
	Deleted TrCH information list - Deleted DL TrCH Information - Downlink transport channel type - Transport channel identity - Deleted DL TrCH Information - Downlink transport channel type - Transport channel identity - Deleted DL TrCH Information - Downlink transport channel type - Transport channel identity				RBL7-091
		A1, A2, A3, A4, A5, A6, A7, A8			RBL7-092
, A9		DCH 6	Rel-5	RBL7-093 RBL7-094 RBL7-095 RBL7-096 RBL7-097 RBL7-098 RBL7-099 RBL7-100 RBL7-101	
A2, A8		DCH 7			
A2, A8		DCH 8			
- Deleted DL TrCH Information - Downlink transport channel type - DL HS-DSCH MAC-d flow identity	A9, A10		Rel-5	RBL7-102	
		HS-DSCH		RBL7-103	
		0		RBL7-104	
Added or Reconfigured TrCH information list - Added or Reconfigured DL TrCH information				RBL7-105	
	A5, A6, A7, A8	Not Present		RBL7-106	
- Added or Reconfigured DL TrCH information - Downlink transport channel type - DL Transport channel identity - CHOICE DL parameters - Uplink transport channel type - UL TrCH identity - DCH quality target - BLER Quality value	, A10		Rel-5	RBL7-107	
	A1, A2, A3, A4	1 TrCHs (DCH for DCCH)		RBL7-108	
		DCH		RBL7-109	
		10		RBL7-110	
		Same as UL		RBL7-111	
		DCH		RBL7-112	
		5		RBL7-113	
				RBL7-114	
	-Not Present		RBL7-115		
Frequency info - Choice mode - UARFCN (Nt)	A1, A2, A3, A4, A5, A7, A8			RBL7-116	
	, A9, A10	TDD Reference to clause 5.1 Test frequencies	Rel-5	RBL7-117 RBL7-118 RBL7-119	

Information Element	Condition	Value/remark	Version	Index
Frequency info	A6	Not Present		RBL7-120
DTX-DRX timing information		Not Present	Rel-7	RBL7-121
DTX-DRX information		Not Present	Rel-7	RBL7-122
HS-SCCH less information		Not Present	Rel-7	RBL7-123
MIMO parameters		Not Present	Rel-7	RBL7-124
Maximum allowed UL TX power		33dBm		RBL7-125
CHOICE <i>channel requirement</i>	A5, A6 , A7, A8	Not Present	R99 and Rel-4 only	RBL7-126
CHOICE <i>channel requirement</i>	A1, A2, A3, A4	Uplink DPCH info	R99 and Rel-4 only	RBL7-127
Uplink DPCH info	A10	Not Present	Rel-5	RBL7-128
Uplink DPCH info	A9		Rel-5	RBL7-129
- Uplink DPCH power control info		Not Present		RBL7-130
- CHOICE mode		TDD		RBL7-131
- Uplink Timing Advance Control		Not Present		RBL7-132
- UL CCTrCH List				RBL7-133
- TFCS ID		1		RBL7-134
- UL Target SIR		+20dB		RBL7-135
- Time info				RBL7-136
- Activation time		(256+CFN-(CFN MOD 8 + 8))MOD 256		RBL7-137
- Duration		Infinite		RBL7-138
- Common timeslot info				RBL7-139
- 2 nd interleaving mode		Default value is "Frame"		RBL7-140
- TFCI coding		Reference to TS34.108 clause 6.11		RBL7-141
- Puncturing limit		Parameter set		RBL7-142
- Repetition period		Reference to TS34.108 clause 6.11		RBL7-143
- Repetition length		Parameter set		RBL7-144
- Choice TDD option		1		RBL7-145
- Uplink DPCH timeslots and codes VHCR		7.68Mcps TDD	Rel-7	RBL7-146
- Dynamic SF usage		FALSE	Rel-7	RBL7-147
- First individual timeslot info				RBL7-148
- Timeslot number				RBL7-149
- CHOICE TDD option		7.68 Mcps TDD		RBL7-150
- Timeslot number		1 OR 2 OR 3		RBL7-151
- TFCI existence		TRUE		RBL7-152
- Midamble shift and burst type				RBL7-153
- CHOICE TDD option		7.68 Mcps TDD		RBL7-154
- CHOICE <i>Burst Type</i>		Type 1		RBL7-155
- Midamble allocation mode		Default midamble		RBL7-156
- Midamble configuration		8		RBL7-157
- Midamble Shift		Not Present		RBL7-158
- CHOICE TDD option		7.68 Mcps TDD (no data)		RBL7-159
- First timeslot Code List		Repeated (1,2) for each channelisation code assigned in the slot to meet the needs of TS34.108 clause 6 Parameter Set.		RBL7-160
- channelisation codes		(SF/ i) where i denotes an unassigned code matching the SF specified in TS34.108 clause 6 Parameter Set.		RBL7-161
- CHOICE more timeslots		No more timeslots		RBL7-162
- UL CCTrCH List to Remove		Not present		RBL7-163
E-DCH Info	Not Present		Rel-6	RBL7-164
CHOICE Mode	A1, A2, A3, A4, A5, A6, A7, A8	TDD	R99 and Rel-4 only	RBL7-165
Downlink HS-PDSCH Information	A1, A2, A3, A4, A5, A6, A7, A8, A9, A10	Not Present	Rel-5	RBL7-166
Downlink information common for all radio links	A5, A6, A7, A8	Not Present		RBL7-167

Information Element	Condition	Value/remark	Version	Index
	, A10		Rel-5	RBL7-168
Downlink information common for all radio links	A1, A2, A3, A9	Downlink DPCH info common for all RL	Rel-5 Rel-6	RBL7-169 RBL7-170 RBL7-171
- CHOICE DPCH info				
- Downlink DPCH info common for all RL		Maintain		RBL7-172
- Timing indication		Not Present		RBL7-173
- CFN-targetSFN frame offset				RBL7-174
- Downlink DPCH power control information				RBL7-175
- CHOICE mode		TDD		RBL7-176
- TPC Step Size		1		RBL7-177
- MAC-d HFN initial value		Not Present		RBL7-178
- CHOICE mode		TDD		RBL7-179
- CHOICE mode		TDD		RBL7-180
- CHOICE TDD option		7.68 Mcps TDD		RBL7-181
- Default DPCH Offset Value		Not Present		RBL7-182
- MAC-hs reset indicator		Not Present	Rel-5	RBL7-183
Downlink information common for all radio links	A4	Downlink DPCH info common for all RL	Rel-6	RBL7-184 RBL7-185
- CHOICE DPCH info				
- Downlink DPCH info common for all RL		Initialise		RBL7-186
- Timing indication		Not Present		RBL7-187
- CFN-targetSFN frame offset				RBL7-188
- Downlink DPCH power control information				RBL7-189
- CHOICE mode		TDD		RBL7-190
- TPC Step Size		1		RBL7-191
- MAC-d HFN initial value		Not Present		RBL7-192
- CHOICE mode		TDD		RBL7-193
- CHOICE mode		TDD		RBL7-194
- CHOICE TDD option		7.68 Mcps TDD		RBL7-195
- Default DPCH Offset Value				RBL7-196
- CHOICE mode		TDD		RBL7-197
- Default DPCH Offset Value		0 Integer(0..7)		RBL7-198
- MAC-hs reset indicator		Not Present	Rel-5	RBL7-199
Downlink information per radio link list	A1, A2, A3, A4			RBL7-200
	, A9		Rel-5	RBL7-201
- Downlink information for each radio link				RBL7-202
- Choice mode		TDD		RBL7-203
- Primary CCPCH info				RBL7-204
- Choice mode		TDD		RBL7-205
- Choice TDD Option		7.68 Mcps TDD		RBL7-206
- Cell parameters ID		Ref. to the Default setting in TS34.108 clause 6.1 (TDD)		RBL7-207
		Integer(0..127)		
- SCTD indicator		FALSE		RBL7-208
- CHOICE DPCH info		Downlink DPCH info for each RL	Rel-6	RBL7-209
- Downlink DPCH info for each RL				RBL7-210
- CHOICE mode		7.68Mcps TDD	Rel-7	RBL7-211
- DL CCTrCh List				RBL7-212
- TFCS ID		2 Integer(1.8)		RBL7-213
- Time info				RBL7-214
- Activation time		Now		RBL7-215
- Duration		Infinite		RBL7-216
- Common timeslot info				RBL7-217
- 2 nd interleaving mode		Default value is "Frame"		RBL7-218
- TFCl coding		Reference to TS34.108 clause 6.11		RBL7-219
		Parameter set		
- Puncturing limit		Reference to TS34.108 clause 6.11		RBL7-220
		Parameter set		
- Repetition period		1		RBL7-221
- Repetition length		NULL		RBL7-222
- Downlink DPCH timeslots and codes			Rel-7	RBL7-223
VHCR				
- First individual timeslot info				RBL7-224
- Timeslot number				RBL7-225
- CHOICE TDD option		7.68 Mcps TDD	Rel-7	RBL7-226

Information Element	Condition	Value/remark	Version	Index	
VHCR - Timeslot number - TFCI existence - Midamble shift and burst type - CHOICE TDD option - Midamble allocation mode - Midamble configuration - Midamble Shift - CHOICE TDD option - First timeslot channelisation codes - CHOICE codes representation - Channelisation codes bitmap - CHOICE more timeslots - UL CCTrCH TPC List - DL CCTrCH List to Remove - SCCPCH Information for FACH - E-AGCH Info - CHOICE E-HICH Information - CHOICE E-RGCH Information		4 OR 5 OR 6 TRUE 7.68 Mcps TDD Default midamble 8 Not Present 7.68 Mcps TDD (no data) Repeated (1,2) for each channelisation code assigned in the slot to meet the needs of TS34.108 clause 6 Parameter Set. Bitmap Reference to TS34.108 clause 6.11 Parameter Set No more timeslots Default is all Not present Not Present Not present Not present Not present	Rel-7 Rel-7 Rel-7	RBL7-227 RBL7-228 RBL7-229 RBL7-230 RBL7-231 RBL7-232 RBL7-233 RBL7-234 RBL7-235 RBL7-236 RBL7-237 RBL7-238 RBL7-239 RBL7-240 RBL7-241 RBL7-242 RBL7-243 RBL7-244	
	Downlink information per radio link list - Downlink information for each radio link - Choice mode - Primary CCPCH info - Choice mode - Choice TDD Option - TSTD indicator - Cell parameters ID - SCTD indicator - E-AGCH Info - CHOICE E-HICH Information - CHOICE E-RGCH Information - Downlink DPCH info for each RL - SCCPCH Information for FACH	A5 ,A7, A8	TDD TDD 7.68 Mcps TDD FALSE Ref. to the Default setting in TS34.108 clause 6.1 (TDD) Integer(0..127) FALSE Not present Not present Not present Not Present Not Present	Rel-7 Rel-6 Rel-6 Rel-6 R99 and Rel-4 only	RBL7-245 RBL7-246 RBL7-247 RBL7-248 RBL7-249 RBL7-250 RBL7-251 RBL7-252 RBL7-253 RBL7-254 RBL7-255 RBL7-256 RBL7-257 RBL7-258
	Downlink information per radio link list	A6	Not Present		RBL7-259
		, A10		Rel-5	RBL7-260
	MBMS PL Service Restriction Information	A1,A2, A3,A4,A5, A6, A7, A8, A9, A10	Not Present	Rel-6	RBL7-261
	MBMS RB list released to change transfer mode		Not Present	Rel-6	RBL7-262

Condition	Explanation	Version
A1	This IE need for "Non speech in CS"	
A2	This IE need for "Speech in CS"	
A3	This IE need for "Packet to CELL_DCH from CELL_DCH in PS"	
A4	This IE need for "Packet to CELL_DCH from CELL_FACH in PS"	
A5	This IE need for "Packet to CELL_FACH from CELL_DCH in PS"	
A6	This IE need for "Packet to CELL_FACH from CELL_FACH in PS"	
A7	This IE need for "Non speech to CELL_FACH from CELL_DCH in CS"	
A8	This IE need for "Speech to CELL_FACH from CELL_DCH in CS"	
A9	This IE is needed for "Packet to CELL_DCH / HS-DSCH using three multiplexing options", or when not stated otherwise, for "Packet to CELL_DCH from CELL_DCH / HS-DSCH in PS"	Rel-5
A10	This IE is needed for "Packet to CELL_DCH / HS-DSCH using one multiplexing option", or when not stated otherwise, for "Packet to CELL_FACH from CELL_DCH / HS-DSCH in PS"	Rel-5

Contents of DOWNLINK DIRECT TRANSFER message: AM

Information Element	Value/remark
Message Type	
RRC transaction identifier	0
Integrity check info	
- Message authentication code	SS calculates the value of MAC-I for this message and writes to this IE. The first/ leftmost bit of the bit string contains the most significant bit of the MAC-I.
- RRC Message sequence number	SS provides the value of this IE, from its internal counter.
CN domain identity	CS domain or PS domain
NAS message	See Specific Message Content for each test case

Contents of INITIAL DIRECT TRANSFER message: AM

Information Element	Value/remark	Version
Message Type		
Integrity check info		
- Message authentication code	This IE is checked to see if it is present. The value is compared against the XMAC-I value computed by SS. The first/ leftmost bit of the bit string contains the most significant bit of the MAC-I.	
- RRC Message sequence number	This IE is checked to see if it is present. The value is used by SS to compute the XMAC-I value.	
CN domain identity	CS domain or PS domain	
Intra Domain NAS Node Selector	Set to the same octet string as in the IMSI stored in the USIM card	
NAS message	Set according to that indicated in specific message content for each test case	
START	This IE is checked to see if it is present.	
Establishment cause	See the specific test case	Rel-5
Measured results on RACH	Not checked	

Contents of MBMS GENERAL INFORMATION message: UM (3.84 Mcps TDD)

Information Element	Value/remark	Version
Message type		Rel-6
MBMS preferred frequency information	Not Present	Rel-6
MBMS timers and counters		Rel-6
- T318	4000 ms	Rel-6
MICH configuration information		Rel-6
- MICH Power offset	-5dB	Rel-6
- CHOICE Mode	TDD	Rel-6
- Timeslot Number	1	Rel-6
- CHOICE TDD option	3.84 Mcps	Rel-6
- CHOICE Burst Type	Type 1	Rel-6
- Midamble allocation mode	Default	Rel-6
- Midamble configuration burst type 1 and 3	8	Rel-6
- CHOICE TDD option	3.84 Mcps TDD	Rel-6
- Chanelisation code	16/1	Rel-6
- Repetition period/length	(4,2)	Rel-6
- Offset	0	Rel-6
- MBMS Notification indicator length	4	Rel-6
Cell group identity	'000000000001'	Rel-6
Default MSCH configuration information	Not Present	Rel-6
Indicate changes in MBMS Selected Services	FALSE	Rel-6

Contents of MBMS GENERAL INFORMATION message: UM (1.28 Mcps TDD)

Information Element	Value/remark	Version
Message type		Rel-6
MBMS preferred frequency information	Not Present	Rel-6
MBMS timers and counters		Rel-6
- T318	4000 ms	Rel-6
MICH configuration information		Rel-6
- MICH Power offset	-5dB	Rel-6
- CHOICE Mode	TDD	Rel-6
- Timeslot Number	1	Rel-6
- Midamble shift and burst type		
- CHOICE TDD option	1.28 Mcps TDD	Rel-6
- Midamble Allocation Mode	Default midamble	Rel-6
- Midamble configuration	16	Rel-6
- Midamble Shift	Not Present	Rel-6
- CHOICE TDD option	1.28 Mcps TDD	Rel-6
- Chanelisation code	16/15	Rel-6
- Repetition period/length	(4,2)	Rel-6
- Offset	0	Rel-6
- MBMS Notification indicator length	4	Rel-6
Cell group identity	'000000000001'	Rel-6
Default MSCH configuration information	Not Present	Rel-6
Indicate changes in MBMS Selected Services	FALSE	Rel-6

Contents of MBMS GENERAL INFORMATION message: UM (7.68 Mcps TDD)

Information Element	Value/remark	Version
Message type		Rel-6
MBMS preferred frequency information	Not Present	Rel-6
MBMS timers and counters		Rel-6
- T318	4000 ms	Rel-6
MICH configuration information		Rel-6
- MICH Power offset	-5dB	Rel-6
- CHOICE Mode	TDD	Rel-6
- Timeslot Number	1	Rel-6
- CHOICE TDD option	7.68 Mcps	Rel-6
- CHOICE Burst Type	Type 1	Rel-6
- Midamble allocation mode	Default	Rel-6
- Midamble configuration burst type 1 and 3	8	Rel-6
- CHOICE TDD option	7.68 Mcps TDD	Rel-6
- Chanelisation code	32/1	Rel-6
- Repetition period/length	(4,2)	Rel-6
- Offset	0	Rel-6
- MBMS Notification indicator length	4	Rel-6
Cell group identity	'000000000001'	Rel-6
Default MSCH configuration information	Not Present	Rel-6
Indicate changes in MBMS Selected Services	FALSE	Rel-6

Contents of MBMS COMMON P-T-M RB INFORMATION message: UM (3.84 Mcps)

Information Element	Value/remark	Version
Message type		Rel-6
RB information list	2 entries in the list	Rel-6
- RB identity	14	Rel-6
- PDCP info		
- Support for lossless SRNS relocation	Not Present	
- PDCP PDU header	absent	
- Header compression information	Not Present	

Information Element	Value/remark	Version
- RLC info		
- DL UM RLC LI size	7	
- DL Duplication Avoidance and Reordering info	Not Present	
- RB identity	15	Rel-6
- PDCP info		
- Support for lossless SRNS relocation	Not Present	
- PDCP PDU header	absent	
- Header compression information	Not Present	
- RLC info		
- DL UM RLC LI size	7	
- DL Duplication Avoidance and Reordering info	Not Present	
TrCh information for each TrCh	2 entries in the list	Rel-6
- Transport channel identity	1	Rel-6
- TFS		
- CHOICE <i>Transport channel type</i>	Common transport channels	
- Dynamic Transport format information		
- RLC Size	Reference to clause 6.10 parameter set	
- Number of TBs List	(This IE is repeated for TFI number.)	
- Transmission Time Interval	Not Present	
- Number of Transport blocks	Reference to clause 6.10 parameter set	
- CHOICE <i>Logical channel list</i>	All	
- Semi-static Transport Format information		
- Transmission time interval	Reference to clause 6.10 parameter set	
- Type of channel coding	Reference to clause 6.10 parameter set	
- Coding Rate	Reference to clause 6.10 parameter set	
- Rate matching attribute	Reference to clause 6.10 parameter set	
- CRC size	Reference to clause 6.10 parameter set	
- Transport channel identity	2	Rel-6
- TFS		
- CHOICE <i>Transport channel type</i>	Common transport channels	
- Dynamic Transport format information		
- RLC Size	Reference to clause 6.10 parameter set	
- Number of TBs List	(This IE is repeated for TFI number.)	
- Transmission Time Interval	Not Present	
- Number of Transport blocks	Reference to clause 6.10 parameter set	
- CHOICE <i>Logical channel list</i>	All	
- Semi-static Transport Format information		
- Transmission time interval	Reference to clause 6.10 parameter set	
- Type of channel coding	Reference to clause 6.10 parameter set	
- Coding Rate	Reference to clause 6.10 parameter set	
- Rate matching attribute	Reference to clause 6.10 parameter set	
- CRC size	Reference to clause 6.10 parameter set	
TrCh information for each CCTrCh	2 entries in the list	Rel-6
- CCTrCH identity	1	Rel-6
- TFCS		
- CHOICE <i>TFCI signalling</i>	Normal	
- TFCI Field 1 information		
- CHOICE <i>TFCS representation</i>	Complete reconfiguration	

Information Element	Value/remark	Version
- TFCS complete reconfiguration information		
- CHOICE CTFC Size	Number of bits used must be enough to cover all combinations of CTFC from clause 6.10.	
- CTFC information	This IE is repeated for number of CTFCs in clause 6.10 "Parameter Set"	
- CTFC	Reference to clause 6.10 "Parameter Set"	
- Power offset information	Not Present	
- CCTrCH identity	2	Rel-6
- TFCS		
- CHOICE <i>TFCI signalling</i>	Normal	
- TFCI Field 1 information		
- CHOICE <i>TFCS representation</i>	Complete reconfiguration	
- TFCS complete reconfiguration information		
- CHOICE CTFC Size	Number of bits used must be enough to cover all combinations of CTFC from clause 6.10.	
- CTFC information	This IE is repeated for number of CTFCs in clause 6.10 "Parameter Set"	
- CTFC	Reference to clause 6.10 "Parameter Set"	
- Power offset information	Not Present	

Information Element	Value/remark	Version
PhyCh information	2 entries in list	Rel-6
- PhyCh identity	13	Rel-6
- Secondary CCPCH info MBMS		Rel-6
- CHOICE <i>mode</i>	1.28/3.84 Mcps TDD	Rel-6
- 2 nd interleaving mode	Frame	Rel-6
- TFCI coding	Reference to clause 6.10 "Parameter Set"	Rel-6
- Puncturing limit	Reference to clause 6.10 "Parameter Set"	Rel-6
- Timeslot number	2	Rel-6
- TFCI information	TRUE	Rel-6
- CHOICE Burst Type	Reference to clause 6.10 "Parameter Set"	Rel-6
- Midamble allocation mode	Default	Rel-6
- Midamble configuration burst type 1 and 3	8	Rel-6
- CHOICE TDD option	3.84Mcps TDD	Rel-6
- CHOICE codes representation	Consecutive codes	Rel-6
- First channelisation code	Reference to clause 6.10 "Parameter Set"	Rel-6
- Last channelisation code	Reference to clause 6.10 "Parameter Set"	Rel-6
- CHOICE more timeslots	No more timeslots	Rel-6
- Modulation	Reference to clause 6.10 "Parameter Set"	Rel-7
- PhyCh identity	17	Rel-6
- Secondary CCPCH info MBMS		Rel-6
- CHOICE <i>mode</i>	1.28/3.84 Mcps TDD	Rel-6
- 2 nd interleaving mode	Frame	Rel-6
- TFCI coding	Reference to clause 6.10 "Parameter Set"	Rel-6
- Puncturing limit	Reference to clause 6.10 "Parameter Set"	Rel-6
- Timeslot number	2	Rel-6
- TFCI information	TRUE	Rel-6
- CHOICE Burst Type	Reference to clause 6.10 "Parameter Set"	Rel-6
- Midamble allocation mode	Default	Rel-6
- Midamble configuration burst type 1 and 3	8	Rel-6
- CHOICE TDD option	3.84Mcps TDD	Rel-6
- CHOICE codes representation	Consecutive codes	Rel-6
- First channelisation code	Reference to clause 6.10 "Parameter Set"	Rel-6
- Last channelisation code	Reference to clause 6.10 "Parameter Set"	Rel-6
- CHOICE more timeslots	No more timeslots	Rel-6
- Modulation	Reference to clause 6.10 "Parameter Set"	Rel-7

Contents of MBMS COMMON P-T-M RB INFORMATION message: UM (1.28 Mcps TDD)

Information Element	Value/remark	Version
Message type		Rel-6
RB information list	2 entries in the list	Rel-6
- RB identity	14	Rel-6
- PDCP info		
- Support for lossless SRNS relocation	Not Present	
- PDCP PDU header	absent	
- Header compression information	Not Present	

Information Element	Value/remark	Version
- RLC info		
- DL UM RLC LI size	7	
- DL Duplication Avoidance and Reordering info	Not Present	
- RB identity	15	Rel-6
- PDCP info		
- Support for lossless SRNS relocation	Not Present	
- PDCP PDU header	absent	
- Header compression information	Not Present	
- RLC info		
- DL UM RLC LI size	7	
- DL Duplication Avoidance and Reordering info	Not Present	
TrCh information for each TrCh	2 entries in the list	Rel-6
- Transport channel identity	1	Rel-6
- TFS		
- CHOICE <i>Transport channel type</i>	Common transport channels	
- Dynamic Transport format information		
- RLC Size	Reference to clause 6.11 parameter set	
- Number of TBs List	(This IE is repeated for TFI number.)	
- Transmission Time Interval	Not Present	
- Number of Transport blocks	Reference to clause 6.11 parameter set	
- CHOICE <i>Logical channel list</i>	All	
- Semi-static Transport Format information		
- Transmission time interval	Reference to clause 6.11 parameter set	
- Type of channel coding	Reference to clause 6.11 parameter set	
- Coding Rate	Reference to clause 6.11 parameter set	
- Rate matching attribute	Reference to clause 6.11 parameter set	
- CRC size	Reference to clause 6.11 parameter set	
- Transport channel identity	2	Rel-6
- TFS		
- CHOICE <i>Transport channel type</i>	Common transport channels	
- Dynamic Transport format information		
- RLC Size	Reference to clause 6.11 parameter set	
- Number of TBs List	(This IE is repeated for TFI number.)	
- Transmission Time Interval	Not Present	
- Number of Transport blocks	Reference to clause 6.11 parameter set	
- CHOICE <i>Logical channel list</i>	All	
- Semi-static Transport Format information		
- Transmission time interval	Reference to clause 6.11 parameter set	
- Type of channel coding	Reference to clause 6.11 parameter set	
- Coding Rate	Reference to clause 6.11 parameter set	
- Rate matching attribute	Reference to clause 6.11 parameter set	
- CRC size	Reference to clause 6.11 parameter set	
TrCh information for each CCTrCh	2 entries in the list	Rel-6
- CCTrCH identity	1	Rel-6
- TFCS		
- CHOICE <i>TFCI signalling</i>	Normal	
- TFCI Field 1 information		
- CHOICE <i>TFCS representation</i>	Complete reconfiguration	

Information Element	Value/remark	Version
- TFCS complete reconfiguration information		
- CHOICE CTFC Size	Number of bits used must be enough to cover all combinations of CTFC from clause 6.11.	
- CTFC information	This IE is repeated for number of CTFCs in clause 6.11 "Parameter Set"	
- CTFC	Reference to clause 6.11 "Parameter Set"	
- Power offset information	Not Present	
- CCTrCH identity	2	Rel-6
- TFCS		
- CHOICE <i>TFCI signalling</i>	Normal	
- TFCI Field 1 information		
- CHOICE <i>TFCS representation</i>	Complete reconfiguration	
- TFCS complete reconfiguration information		
- CHOICE CTFC Size	Number of bits used must be enough to cover all combinations of CTFC from clause 6.11.	
- CTFC information	This IE is repeated for number of CTFCs in clause 6.11 "Parameter Set"	
- CTFC	Reference to clause 6.11 "Parameter Set"	
- Power offset information	Not Present	

Information Element	Value/remark	Version
PhyCh information	2 entries in list	Rel-6
- PhyCh identity	13	Rel-6
- Secondary CCPCH info MBMS		
- CHOICE <i>mode</i>	1.28/3.84 Mcps TDD	
- Common timeslot info MBMS		
- 2 nd interleaving mode	Frame	
- TFCI coding	Reference to clause 6.11 "Parameter Set"	
- Puncturing limit	Reference to clause 6.11 "Parameter Set"	
- Downlink Timeslots and Codes		
- First Individual timeslot info		
- Timeslot number	4	
- TFCI information	TRUE	
- Midamble Shift and burst type		
- Midamble allocation mode	Default midamble	
- Midamble configuration	16	
- Midamble Shift	Not Present	
- CHOICE TDD option	1.28Mcps TDD	
- Modulation	QPSK	
- SS-TPC Symbols	1	
- Additional TPC-SS Symbols	Not Present	
- First timeslot channelisation codes		
- CHOICE codes representation	Consecutive codes	
- First channelisation code	Reference to clause 6.11 "Parameter Set"	
- Last channelisation code	Reference to clause 6.11 "Parameter Set"	
- CHOICE more timeslots	No more timeslots	
- Modulation	Reference to clause 6.11 "Parameter Set"	
- PhyCh identity	17	Rel-6
- Secondary CCPCH info MBMS		
- CHOICE <i>mode</i>	1.28/3.84 Mcps TDD	
- Common timeslot info MBMS		
- 2 nd interleaving mode	Frame	
- TFCI coding	Reference to clause 6.11 "Parameter Set"	
- Puncturing limit	Reference to clause 6.11 "Parameter Set"	
- Downlink Timeslots and Codes		
- First Individual timeslot info		
- Timeslot number	4	
- TFCI information	TRUE	
- Midamble Shift and burst type		
- Midamble allocation mode	Default midamble	
- Midamble configuration	16	
- Midamble Shift	Not Present	
- CHOICE TDD option	1.28Mcps TDD	
- Modulation	QPSK	
- SS-TPC Symbols	1	
- Additional TPC-SS Symbols	Not Present	
- First timeslot channelisation codes		
- CHOICE codes representation	Consecutive codes	
- First channelisation code	Reference to clause 6.11 "Parameter Set"	
- Last channelisation code	Reference to clause 6.11 "Parameter Set"	
- CHOICE more timeslots	No more timeslots	
- Modulation	Reference to clause 6.11 "Parameter Set"	

Contents of MBMS COMMON P-T-M RB INFORMATION message: UM (7.68 Mcps)

Information Element	Value/remark	Version
Message type		Rel-6
RB information list	2 entries in the list	Rel-6
- RB identity	14	Rel-6
- PDCP info		
- Support for lossless SRNS relocation	Not Present	
- PDCP PDU header	absent	
- Header compression information	Not Present	
- RLC info		
- DL UM RLC LI size	7	
- DL Duplication Avoidance and Reordering info	Not Present	
- RB identity	15	Rel-6
- PDCP info		
- Support for lossless SRNS relocation	Not Present	
- PDCP PDU header	absent	
- Header compression information	Not Present	

Information Element	Value/remark	Version
- RLC info		
- DL UM RLC LI size	7	
- DL Duplication Avoidance and Reordering info	Not Present	
TrCh information for each TrCh	2 entries in the list	Rel-6
- Transport channel identity	1	Rel-6
- TFS		
- CHOICE <i>Transport channel type</i>	Common transport channels	
- Dynamic Transport format information		
- RLC Size	Reference to clause 6.10 parameter set	
- Number of TBs List	(This IE is repeated for TFI number.)	
- Transmission Time Interval	Not Present	
- Number of Transport blocks	Reference to clause 6.10 parameter set	
- CHOICE <i>Logical channel list</i>	All	
- Semi-static Transport Format information		
- Transmission time interval	Reference to clause 6.10 parameter set	
- Type of channel coding	Reference to clause 6.10 parameter set	
- Coding Rate	Reference to clause 6.10 parameter set	
- Rate matching attribute	Reference to clause 6.10 parameter set	
- CRC size	Reference to clause 6.10 parameter set	
- Transport channel identity	2	Rel-6
- TFS		
- CHOICE <i>Transport channel type</i>	Common transport channels	
- Dynamic Transport format information		
- RLC Size	Reference to clause 6.10 parameter set	
- Number of TBs List	(This IE is repeated for TFI number.)	
- Transmission Time Interval	Not Present	
- Number of Transport blocks	Reference to clause 6.10 parameter set	
- CHOICE <i>Logical channel list</i>	All	
- Semi-static Transport Format information		
- Transmission time interval	Reference to clause 6.10 parameter set	
- Type of channel coding	Reference to clause 6.10 parameter set	
- Coding Rate	Reference to clause 6.10 parameter set	
- Rate matching attribute	Reference to clause 6.10 parameter set	
- CRC size	Reference to clause 6.10 parameter set	
TrCh information for each CCTrCh	2 entries in the list	Rel-6
- CCTrCH identity	1	Rel-6
- TFCS		
- CHOICE <i>TFCI signalling</i>	Normal	
- TFCI Field 1 information		
- CHOICE <i>TFCS representation</i>	Complete reconfiguration	
- TFCS complete reconfiguration information		
- CHOICE CTFC Size	Number of bits used must be enough to cover all combinations of CTFC from clause 6.10.	
- CTFC information	This IE is repeated for number of CTFCs in clause 6.10 "Parameter Set"	
- CTFC	Reference to clause 6.10 "Parameter Set"	

Information Element	Value/remark	Version
- Power offset information	Not Present	
- CCTrCH identity	2	Rel-6
- TFCS		
- CHOICE <i>TFCI signalling</i>	Normal	
- TFCI Field 1 information		
- CHOICE <i>TFCS representation</i>	Complete reconfiguration	
- TFCS complete reconfiguration information		
- CHOICE CTFC Size	Number of bits used must be enough to cover all combinations of CTFC from clause 6.10.	
- CTFC information	This IE is repeated for number of CTFCs in clause 6.10 "Parameter Set"	
- CTFC	Reference to clause 6.10 "Parameter Set"	
- Power offset information	Not Present	
PhyCh information	2 entries in list	Rel-6
- PhyCh identity	13	Rel-6
- Secondary CCPCH info MBMS		Rel-6
- CHOICE <i>mode</i>	7.68 Mcps TDD	Rel-6
- 2 nd interleaving mode	Frame	Rel-6
- TFCI coding	Reference to clause 6.10 "Parameter Set"	Rel-6
- Puncturing limit	Reference to clause 6.10 "Parameter Set"	Rel-6
- Timeslot number	2	Rel-6
- TFCI information	TRUE	Rel-6
- CHOICE Burst Type	Reference to clause 6.10 "Parameter Set"	Rel-6
- Midamble allocation mode	Default	Rel-6
- Midamble configuration burst type 1 and 3	8	Rel-6
- CHOICE TDD option	3.84Mcps TDD	Rel-6
- CHOICE codes representation	Consecutive codes	Rel-6
- First channelisation code	Reference to clause 6.10 "Parameter Set"	Rel-6
- Last channelisation code	Reference to clause 6.10 "Parameter Set"	Rel-6
- CHOICE more timeslots	No more timeslots	Rel-6
- Modulation	Reference to clause 6.10 "Parameter Set"	Rel-7
- PhyCh identity	17	Rel-6
- Secondary CCPCH info MBMS		Rel-6
- CHOICE <i>mode</i>	1.28/3.84 Mcps TDD	Rel-6
- 2 nd interleaving mode	Frame	Rel-6
- TFCI coding	Reference to clause 6.10 "Parameter Set"	Rel-6
- Puncturing limit	Reference to clause 6.10 "Parameter Set"	Rel-6
- Timeslot number	2	Rel-6
- TFCI information	TRUE	Rel-6
- CHOICE Burst Type	Reference to clause 6.10 "Parameter Set"	Rel-6
- Midamble allocation mode	Default	Rel-6
- Midamble configuration burst type 1 and 3	8	Rel-6
- CHOICE TDD option	3.84Mcps TDD	Rel-6
- CHOICE codes representation	Consecutive codes	Rel-6
- First channelisation code	Reference to clause 6.10 "Parameter Set"	Rel-6
- Last channelisation code	Reference to clause 6.10 "Parameter Set"	Rel-6
- CHOICE more timeslots	No more timeslots	Rel-6
- Modulation	Reference to clause 6.10 "Parameter Set"	Rel-7

Contents of MBMS CURRENT CELL P-T-M RB INFORMATION message: UM

Information Element	Condition	Value/remark	Version
Message type	A1, A2, A3		Rel-6
S-CCPCH list	A1	Not Present	Rel-6
S-CCPCH list	A2	Contains 1 S-CCPCH	Rel-6
S-CCPCH list	A3	Contains 2 S-CCPCH	Rel-6
- S-CCPCH identity	A2, A3	Not Present	Rel-6
- Secondary CCPCH info		1	Rel-6
- MBMS Soft Combining Timing Offset		Not Present	Rel-6
- TrCh information common for all TrCh		1	Rel-6
- TrCH information list			Rel-6
- TrCh information		1	Rel-6
- RB information list			Rel-6
- RB information		1	Rel-6
- MBMS short transmission ID		Refers to the index of the service in the list of services on the cell which is being provided on this RB	Rel-6
- MBMS logical channel identity		1	Rel-6
- MSCH configuration information		Not Present	Rel-6
- S-CCPCH identity	A3	Not Present	Rel-6
- Secondary CCPCH info		2	Rel-6
- MBMS Soft Combining Timing Offset		Not Present	Rel-6
- TrCh information common for all TrCh		2	Rel-6
- TrCH information list			Rel-6
- TrCh information		2	Rel-6
- RB information list			Rel-6
- RB information		2	Rel-6
- MBMS short transmission ID		Refers to the index of the service in the list of services on the cell which is being provided on this RB	Rel-6
- MBMS logical channel identity		2	Rel-6
- MSCH configuration information		Not Present	Rel-6
S-CCPCH in SIB type 5	A1, A2, A3	Not Present	Rel-6

Condition	Explanation
A1	No services ongoing or starting
A2	1 service ongoing or starting
A3	2 services ongoing or starting

Contents of MBMS MODIFIED SERVICES INFORMATION message: UM

Information Element	Value/remark	Version
Message type		Rel-6
Modified services list	1 entry per modified service - maximum 12. If no services are modified in the current modification period this IE is Not Present	Rel-6
- MBMS Transmission identity		Rel-6
- MBMS Service ID		
- MBMS Service ID	Set to the value of the service ID being modified (e.g. '000001')	Rel-6
- CHOICE PLMN identity	SameAs-MIB	Rel-6
- MBMS Session ID	'01'	Rel-6
- MBMS required UE action	Acquire PTM RB info	Rel-6
- MBMS preferred frequency	Not Present	Rel-6
- MBMS dispersion indicator	Not Present	Rel-6
- Continue MCCH reading	FALSE	Rel-6
MBMS re- acquire MCCH	Not Present	Rel-6
MBMS dynamic persistence level	Not Present	Rel-6
End of modified MCCH information	Not Present	Rel-6
MBMS number of neighbour cells	0	Rel-6
MBMS all unmodified p-t-m services	Not Present	Rel-6
MBMS p-t-m activation time	Set to the 11 LSB of the first SFN of the next modification period.	Rel-6

Contents of MBMS UNMODIFIED SERVICES INFORMATION message: UM

Information Element	Value/remark	Version
Message type		Rel-6
Unmodified services list	12 services by default. See NOTE 1.	Rel-6
- MBMS Transmission identity		Rel-6
- MBMS Service ID		
- MBMS Service ID	'000001'	Rel-6
- CHOICE PLMN identity	SameAs-MIB	Rel-6
- MBMS Session ID	Value set according to table for condition A1 or A2	Rel-6
- MBMS required UE action	Value set according to table for condition A1 or A2	Rel-6
- MBMS preferred frequency	Not Present	Rel-6
- MBMS Transmission identity		Rel-6
- MBMS Service ID		
- MBMS Service ID	'000002'	Rel-6
- CHOICE PLMN identity	SameAs-MIB	Rel-6
- MBMS Session ID	Value set according to table for condition A1 or A2	Rel-6
- MBMS required UE action	Value set according to table for condition A1 or A2	Rel-6
- MBMS preferred frequency	Not Present	Rel-6
- MBMS Transmission identity		Rel-6
- MBMS Service ID		
- MBMS Service ID	'000003'	Rel-6
- CHOICE PLMN identity	SameAs-MIB	Rel-6
- MBMS Session ID	Value set according to table for condition A1 or A2	Rel-6
- MBMS required UE action	Value set according to table for condition A1 or A2	Rel-6
- MBMS preferred frequency	Not Present	Rel-6
- MBMS Transmission identity		Rel-6
- MBMS Service ID		
- MBMS Service ID	'000004'	Rel-6
- CHOICE PLMN identity	SameAs-MIB	Rel-6
- MBMS Session ID	Value set according to table for condition A1 or A2	Rel-6
- MBMS required UE action	Value set according to table for condition A1 or A2	Rel-6
- MBMS preferred frequency	Not Present	Rel-6
- MBMS Transmission identity		Rel-6
- MBMS Service ID		
- MBMS Service ID	'000005'	Rel-6
- CHOICE PLMN identity	SameAs-MIB	Rel-6
- MBMS Session ID	Value set according to table for condition A1 or A2	Rel-6
- MBMS required UE action	Value set according to table for condition A1 or A2	Rel-6
- MBMS preferred frequency	Not Present	Rel-6
- MBMS Transmission identity		Rel-6
- MBMS Service ID		
- MBMS Service ID	'000006'	Rel-6
- CHOICE PLMN identity	SameAs-MIB	Rel-6
- MBMS Session ID	Value set according to table for condition A1 or A2	Rel-6
- MBMS required UE action	Value set according to table for condition A1 or A2	Rel-6
- MBMS preferred frequency	Not Present	Rel-6
- MBMS Transmission identity		Rel-6
- MBMS Service ID		
- MBMS Service ID	'000007'	Rel-6
- CHOICE PLMN identity	SameAs-MIB	Rel-6
- MBMS Session ID	Value set according to table for condition A1 or A2	Rel-6
- MBMS required UE action	Value set according to table for condition A1 or A2	Rel-6
- MBMS preferred frequency	Not Present	Rel-6
- MBMS Transmission identity		Rel-6
- MBMS Service ID		
- MBMS Service ID	'000008'	Rel-6
- CHOICE PLMN identity	SameAs-MIB	Rel-6
- MBMS Session ID	Value set according to table for condition A1 or A2	Rel-6
- MBMS required UE action	Value set according to table for condition A1 or A2	Rel-6
- MBMS preferred frequency	Not Present	Rel-6
- MBMS Transmission identity		Rel-6
- MBMS Service ID		
- MBMS Service ID	'000009'	Rel-6
- CHOICE PLMN identity	SameAs-MIB	Rel-6

Information Element	Value/remark	Version
- MBMS Session ID	Value set according to table for condition A1 or A2	Rel-6
- MBMS required UE action	Value set according to table for condition A1 or A2	Rel-6
- MBMS preferred frequency	Not Present	Rel-6
- MBMS Transmission identity		Rel-6
- MBMS Service ID		
- MBMS Service ID	'00000A'	Rel-6
- CHOICE PLMN identity	SameAs-MIB	Rel-6
- MBMS Session ID	Value set according to table for condition A1 or A2	Rel-6
- MBMS required UE action	Value set according to table for condition A1 or A2	Rel-6
- MBMS preferred frequency	Not Present	Rel-6
- MBMS Transmission identity		Rel-6
- MBMS Service ID		
- MBMS Service ID	'00000B'	Rel-6
- CHOICE PLMN identity	SameAs-MIB	Rel-6
- MBMS Session ID	Value set according to table for condition A1 or A2	Rel-6
- MBMS required UE action	Value set according to table for condition A1 or A2	Rel-6
- MBMS preferred frequency	Not Present	Rel-6
- MBMS Transmission identity		Rel-6
- MBMS Service ID		
- MBMS Service ID	'00000C'	Rel-6
- CHOICE PLMN identity	SameAs-MIB	Rel-6
- MBMS Session ID	Value set according to table for condition A1 or A2	Rel-6
- MBMS required UE action	Value set according to table for condition A1 or A2	Rel-6
- MBMS preferred frequency	Not Present	Rel-6

Information Element	Condition	Value/remark	Explanation
- MBMS Session ID	A1	Not Present	Condition used when the session is currently not being transmitted
- MBMS required UE action		'None'	
- MBMS Session ID	A2	'01'	Condition used when the session is currently ongoing
- MBMS required UE action		'Acquire PTM RB info'	

NOTE 1: Any service ID which is included in MBMS MODIFIED SERVICES INFORMATION in the current modification period shall be Not Present in the list of services in this message.

Contents of PAGING TYPE 1 message: TM (Speech in CS)

Information Element	Value/remark
Message Type	
Paging record list	
- Paging record	
- CHOICE Used paging identity	CN identity
- Paging cause	Terminating Conversational Call
- CN domain identity	CS domain
- CHOICE UE identity	
- IMSI (GSM-MAP)	Set to the same octet string as in the IMSI stored in the USIM card
BCCH modification info	Not Present

Contents of PAGING TYPE 1 message: TM (The others of speech in CS)

Information Element	Value/remark
Message Type	
Paging record list	
- Paging record	
- CHOICE Used paging identity	CN identity
- Paging cause	Terminating Streaming Call
- CN domain identity	CS domain
- CHOICE UE identity	
- IMSI (GSM-MAP)	Set to the same octet string as in the IMSI stored in the USIM card

BCCH modification info	Not Present
------------------------	-------------

Contents of PAGING TYPE 1 message: TM (Packet in PS)

Information Element	Value/remark
Message Type	
Paging record list	
- Paging record	
- CHOICE Used paging identity	CN identity
- Paging cause	Terminating Interactive Call
- CN domain identity	PS domain
- CHOICE UE identity	
- IMSI (GSM-MAP)	Set to the same octet string as in the IMSI stored in the USIM card
BCCH modification info	Not Present

Contents of RADIO BEARER SETUP message: AM or UM (3.84 Mcps TDD)

Information Element	Condition	Value/remark	Version	Index
Message Type	A1, A2, A3, A4, A5, A6, A7, A8, A11, A9, A10		Rel-5 Rel-6	RBS3-001 RBS3-002 RBS3-003 RBS3-004
RRC transaction identifier		Arbitrarily selects an integer between 0 and 3		RBS3-005 RBS3-006
Integrity check info				RBS3-007
- message authentication code		SS calculates the value of MAC-I for this message and writes to this IE. The first/leftmost bit of the bit string contains the most significant bit of the MAC-I.		
- RRC message sequence number		SS provides the value of this IE, from its internal counter.		
Integrity protection mode info		Not Present		RBS3-008
Ciphering mode info		Not Present		RBS3-009
Activation time	A1, A2, A3, A11, A9	$(256 + \text{CFN} - (\text{CFN} \bmod 8 + 8)) \bmod 256$	Rel-5 Rel-6	RBS3-010 RBS3-011 RBS3-012
Activation time	A4, A5, A6, A7, A8, A10	Not Present	Rel-5	RBS3-013 RBS3-014
New U-RNTI	A1, A2, A3, A4, A5, A6, A7, A8, A11, A9, A10	Not Present	Rel-5 Rel-6	RBS3-015 RBS3-016 RBS3-017 RBS3-018
New C-RNTI	A1, A2, A3, A4, A7, A8, A11, A9, A10	Not Present	Rel-5 Rel-6	RBS3-019 RBS3-020 RBS3-021 RBS3-022
New C-RNTI	A5, A6	'1010 1010 1010 1010'		
New DSCH-RNTI	A1, A2, A3, A4, A5, A6, A7, A8, A11	Not Present		
New H-RNTI	A1, A2, A3, A4, A5, A6, A7, A8, A11, A9, A10, A12, A13, A14, A15	Not Present	Rel-5	RBS3-023
New H-RNTI		'1010 1010 1010 1010'	Rel-5 Rel-6	RBS3-024 RBS3-025
Choice mode		TDD	Rel-7	RBS3-026
- New E-RNTI	A1, A2, A3, A4, A5, A6, A7, A8, A9, A10, A11	Not Present	Rel-7	RBS3-027
- New E-RNTI	A12, A13, A14, A15, A16	'1010 1010 1010 1010'	Rel-7	RBS3-028
RRC State indicator	A1, A2, A3, A4, A7, A8, A11, A9, A10	CELL_DCH		RBS3-029
RRC State indicator	A5, A6	CELL_FACH	Rel-5 Rel-6	RBS3-030 RBS3-031 RBS3-032

Information Element	Condition	Value/remark	Version	Index
UTRAN DRX cycle length coefficient	A1, A2, A3, A4, A5, A6, A7, A8, A11, A9, A10, A12, A13, A14, A15, A16	Not Present	Rel-5 Rel-7	RBS3-033 RBS3-034 RBS3-035
CN information info		Not Present		RBS3-036
URA identity		Not Present		RBS3-037
CHOICE Specification mode		Complete specification	Rel-6	RBS3-038
- Signalling RB information to setup		Not Present		RBS3-039
- RAB information for setup	A1, A7			RBS3-040
- RAB info		0000 0001B		RBS3-041
- RAB identity		The first/ leftmost bit of the bit string contains the most significant bit of the RAB identity.		RBS3-042
- CN domain identity		CS domain		RBS3-043
- NAS Synchronization Indicator		Not Present		RBS3-044
- Re-establishment timer		useT314		RBS3-045
- RB information to setup				RBS3-046
- RB identity		10		RBS3-047
- PDCP info		Not Present		RBS3-048
- CHOICE RLC info type		RLC info		RBS3-049
- CHOICE Uplink RLC mode		TM RLC		RBS3-050
- Transmission RLC discard		Not Present		RBS3-051
- Segmentation indication		FALSE		RBS3-052
- CHOICE Downlink RLC mode		TM RLC		RBS3-053
- Segmentation indication		FALSE		RBS3-054
- RB mapping info				RBS3-055
- Information for each multiplexing option				RBS3-056
- RLC logical channel mapping indicator		Not Present		RBS3-057
- Number of uplink RLC logical channels		1		RBS3-058
- Uplink transport channel type		DCH		RBS3-059
- UL Transport channel identity		1		RBS3-060
- Logical channel identity		Not Present		RBS3-061
- CHOICE RLC size list		Configured		RBS3-062
- MAC logical channel priority		7		RBS3-063
- Downlink RLC logical channel info		1		RBS3-065
- Downlink transport channel type		DCH		RBS3-066
- DL DCH Transport channel identity		6		RBS3-067
- DL DSCH Transport channel identity		Not Present		RBS3-068
- Logical channel identity		Not Present		RBS3-069
- RAB information for setup	A2, A8			RBS3-070
- RAB info		0000 0001B		RBS3-071
- RAB identity		The first/ leftmost bit of the bit string contains the most significant bit of the RAB identity.		RBS3-072
- CN domain identity		CS domain		RBS3-073
- NAS Synchronization Indicator		Not Present		RBS3-074
- Re-establishment timer		useT314		RBS3-075
- RB information to setup				RBS3-076
- RB identity		10		RBS3-077
- PDCP info		Not Present		RBS3-078
- CHOICE RLC info type		RLC info		RBS3-079
- CHOICE Uplink RLC mode		TM RLC		RBS3-080
- Transmission RLC discard		Not Present		RBS3-081
- Segmentation indication		FALSE		RBS3-082
- CHOICE Downlink RLC mode		TM RLC		RBS3-083

Information Element	Condition	Value/remark	Version	Index
- Segmentation indication		FALSE		RBS3-084
- RB mapping info				RBS3-085
- Information for each multiplexing option				RBS3-086
- RLC logical channel mapping indicator		Not Present		RBS3-087
- Number of uplink RLC logical channels		1		RBS3-088
- Uplink transport channel type		DCH		RBS3-089
- UL Transport channel identity		1		RBS3-090
- Logical channel identity		Not Present		RBS3-091
- CHOICE RLC size list		Configured		RBS3-092
- MAC logical channel priority		6		RBS3-093
- Downlink RLC logical channel info				RBS3-094
- Number of downlink RLC logical channels		1		RBS3-095
- Downlink transport channel type		DCH		RBS3-096
- DL DCH Transport channel identity		6		RBS3-097
- DL DSCH Transport channel identity		Not Present		RBS3-098
- Logical channel identity		Not Present		RBS3-099
- RB identity		11		RBS3-100
- PDCP info		Not Present		RBS3-101
- CHOICE RLC info type		RLC info		RBS3-102
- CHOICE Uplink RLC mode		TM RLC		RBS3-103
- Transmission RLC discard		Not Present		RBS3-104
- Segmentation indication		FALSE		RBS3-105
- CHOICE Downlink RLC mode		TM RLC		RBS3-106
- Segmentation indication		FALSE		RBS3-107
- RB mapping info				RBS3-108
- Information for each multiplexing option				RBS3-109
- RLC logical channel mapping indicator		Not Present		RBS3-110
- Number of uplink RLC logical channels		1		RBS3-111
- Uplink transport channel type		DCH		RBS3-112
- UL Transport channel identity		2		RBS3-113
- Logical channel identity		Not Present		RBS3-114
- CHOICE RLC size list		Configured		RBS3-115
- MAC logical channel priority		6		RBS3-116
- Downlink RLC logical channel info				RBS3-117
- Number of downlink RLC logical channels		1		RBS3-118
- Downlink transport channel type		DCH		RBS3-119
- DL DCH Transport channel identity		7		RBS3-120
- DL DSCH Transport channel identity		Not Present		RBS3-121
- Logical channel identity		Not Present		RBS3-122
- RB identity		12		RBS3-123
- PDCP info		Not Present		RBS3-124
- CHOICE RLC info type		RLC info		RBS3-125
- CHOICE Uplink RLC mode		TM RLC		RBS3-126
- Transmission RLC discard		Not Present		RBS3-127
- Segmentation indication		FALSE		RBS3-128
- CHOICE Downlink RLC mode		TM RLC		RBS3-129
- Segmentation indication		FALSE		RBS3-130
- RB mapping info				RBS3-131
- Information for each multiplexing option				RBS3-132
- RLC logical channel mapping		Not Present		RBS3-133

Information Element	Condition	Value/remark	Version	Index
indicator				
- Number of uplink RLC logical channels		1		RBS3-134
- Uplink transport channel type		DCH		RBS3-135
- UL Transport channel identity		3		RBS3-136
- Logical channel identity		Not Present		RBS3-137
- CHOICE RLC size list		Configured		RBS3-138
- MAC logical channel priority		6		RBS3-139
- Downlink RLC logical channel				RBS3-140
info				
- Number of downlink RLC logical channels		1		RBS3-141
- Downlink transport channel type		DCH		RBS3-142
- DL DCH Transport channel identity		8		RBS3-143
- DL DSCH Transport channel identity		Not Present		RBS3-144
- Logical channel identity		Not Present		RBS3-145
- RAB information for setup	A3, A4, A5, A6			RBS3-146
- RAB info		(AM DTCH for PS domain)		RBS3-147
- RAB identity		0000 0101B		RBS3-148
		The first/ leftmost bit of the bit string contains the most significant bit of the RAB identity.		
- CN domain identity		PS domain		RBS3-149
- NAS Synchronization Indicator		Not Present		RBS3-150
- Re-establishment timer		useT315		RBS3-151
- RB information to setup				RBS3-152
- RB identity		20		RBS3-153
- PDCP info				RBS3-154
- Support for lossless SRNS relocation		FALSE		RBS3-155
- Max PDCP SN window size		Not present		RBS3-156
- PDCP PDU header		Absent		RBS3-157
- Header compression		Not present		RBS3-158
information				
- CHOICE RLC info type		RLC info		RBS3-159
- CHOICE Uplink RLC mode		AM RLC		RBS3-160
- Transmission RLC discard				RBS3-161
- CHOICE SDU discard mode		No Discard		RBS3-162
- MAX_DAT		15		RBS3-163
- Transmission window size		128		RBS3-164
- Timer_RST		500		RBS3-165
- Max_RST		4		RBS3-166
- Polling info				RBS3-167
- Timer_poll_prohibit		200		RBS3-168
- Timer_poll		200		RBS3-169
- Poll_PDU		Not Present		RBS3-170
- Poll_SDU		1		RBS3-171
- Last transmission PDU poll		TRUE		RBS3-172
- Last retransmission PDU poll		TRUE		RBS3-173
- Poll_Windows		99		RBS3-174
- Timer_poll_periodic		Not Present		RBS3-175
- CHOICE Downlink RLC mode		AM RLC		RBS3-176
- In-sequence delivery		TRUE		RBS3-177
- Receiving window size		128		RBS3-178
- Downlink RLC status info				RBS3-179
- Timer_status_prohibit		200		RBS3-180
- Timer_EPC		Not Present		RBS3-181
- Missing PDU indicator		TRUE		RBS3-182
- Timer_STATUS_periodic		Not Present		RBS3-183
- RB mapping info				RBS3-184
- Information for each multiplexing option		2 RBMuxOptions		RBS3-185
- RLC logical channel mapping indicator		Not Present		RBS3-186

Information Element	Condition	Value/remark	Version	Index
- Number of uplink RLC logical channels		1		RBS3-187
- Uplink transport channel type		DCH		RBS3-188
- UL Transport channel identity		1		RBS3-189
- Logical channel identity		Not Present		RBS3-190
- CHOICE RLC size list		Configured		RBS3-191
- MAC logical channel priority		8		RBS3-192
- Downlink RLC logical channel				RBS3-193
info				
- Number of downlink RLC logical channels		1		RBS3-194
- Downlink transport channel type		DCH		RBS3-195
- DL DCH Transport channel identity		6		RBS3-196
- DL DSCH Transport channel identity		Not Present		RBS3-197
- Logical channel identity		Not Present		RBS3-198
- RLC logical channel mapping indicator		Not Present		RBS3-199
- Number of uplink RLC logical channels		1		RBS3-200
- Uplink transport channel type		RACH		RBS3-201
- UL Transport channel identity		Not Present		RBS3-202
- Logical channel identity		7		RBS3-203
- CHOICE RLC size list		Explicit list		RBS3-204
- RLC size index		Reference to clause 6 Parameter Set		RBS3-205
- MAC logical channel priority		8		RBS3-206
- Downlink RLC logical channel				RBS3-207
info				
- Number of downlink RLC logical channels		1		RBS3-208
- Downlink transport channel type		FACH		RBS3-209
- DL DCH Transport channel identity		Not Present		RBS3-210
- DL DSCH Transport channel identity		Not Present		RBS3-211
- Logical channel identity		7		RBS3-212
- RAB information for setup	A9		Rel-5	RBS3-213
- RAB info		(high-speed AM DTCH for PS domain)		RBS3-214
- RAB identity		0000 0101B		RBS3-215
		The first/ leftmost bit of the bit string contains the most significant bit of the RAB identity.		
- CN domain identity		PS domain		RBS3-216
- NAS Synchronization Indicator		Not Present		RBS3-217
- Re-establishment timer		useT315		RBS3-218
- RB information to setup				RBS3-219
- RB identity		25		RBS3-220
- PDCP info				RBS3-221
- Support for lossless SRNS relocation		FALSE		RBS3-222
- Max PDCP SN window size		Not present		RBS3-223
- PDCP PDU header		Absent		RBS3-224
- Header compression		Not present		RBS3-225
information				
- CHOICE RLC info type		RLC info		RBS3-226
- CHOICE Uplink RLC mode		AM RLC		RBS3-227
- Transmission RLC discard				RBS3-228
- CHOICE SDU discard mode		No Discard		RBS3-229
- MAX_DAT		15		RBS3-230
- Transmission window size		128		RBS3-231
- Timer_RST		500		RBS3-232
- Max_RST		4		RBS3-233
- Polling info				RBS3-234
- Timer_poll_prohibit		100		RBS3-235

Information Element	Condition	Value/remark	Version	Index
- Timer_poll		100		RBS3-236
- Poll_PDU		Not Present		RBS3-237
- Poll_SDU		1		RBS3-238
- Last transmission PDU poll		TRUE		RBS3-239
- Last retransmission PDU poll		TRUE		RBS3-240
- Poll_Windows		99		RBS3-241
- Timer_poll_periodic		Not Present		RBS3-242
- CHOICE Downlink RLC mode		AM RLC		RBS3-243
- CHOICE Downlink RLC PDU Size		Reference to clause 6 Parameter Set		RBS3-244
- In-sequence delivery		TRUE		RBS3-245
- Receiving window size		768		RBS3-246
- Downlink RLC status info				RBS3-247
- Timer_status_prohibit		100		RBS3-248
- Timer_EPC		Not Present		RBS3-249
- Missing PDU indicator		TRUE		RBS3-250
- Timer_STATUS_periodic		Not Present		RBS3-251
- One sided RLC re-establishment		FALSE		RBS3-252
- RB mapping info				RBS3-253
- Information for each multiplexing option		3 RBmuxOptions		RBS3-254
- RLC logical channel mapping indicator		Not Present		RBS3-255
- Number of uplink RLC logical channels		1		RBS3-256
- Uplink transport channel type		DCH		RBS3-257
- UL Transport channel identity		1		RBS3-258
- Logical channel identity		Not Present		RBS3-259
- CHOICE RLC size list		Configured		RBS3-260
- MAC logical channel priority		8		RBS3-261
- Downlink RLC logical channel info				RBS3-262
- Number of downlink RLC logical channels		1		RBS3-263
- Downlink transport channel type		DCH		RBS3-264
- DL DCH Transport channel identity		6		RBS3-265
- DL DSCH Transport channel identity		Not Present		RBS3-266
- DL HS-DSCH MAC-d flow identity		Not Present		RBS3-267
- Logical channel identity		Not Present		RBS3-268
- RLC logical channel mapping indicator		Not Present		RBS3-269
- Number of uplink RLC logical channels		1		RBS3-270
- Uplink transport channel type		DCH		RBS3-271
- UL Transport channel identity		1		RBS3-272
- Logical channel identity		Not Present		RBS3-273
- CHOICE RLC size list		Configured		RBS3-274
- MAC logical channel priority		8		RBS3-275
- Downlink RLC logical channel info				RBS3-276
- Number of downlink RLC logical channels		1		RBS3-277
- Downlink transport channel type		HS-DSCH		RBS3-278
- DL DCH Transport channel identity		Not Present		RBS3-279
- DL DSCH Transport channel identity		Not Present		RBS3-280
- DL HS-DSCH MAC-d flow identity		0		RBS3-281
- Logical channel identity		Not Present		RBS3-282
- RLC logical channel mapping		Not Present		RBS3-283

Information Element	Condition	Value/remark	Version	Index
indicator				
- Number of uplink RLC logical channels		1		RBS3-284
- Uplink transport channel type		RACH		RBS3-285
- UL Transport channel identity		Not Present		RBS3-286
- Logical channel identity		7		RBS3-287
- CHOICE RLC size list		Explicit list		RBS3-288
- RLC size index		Reference to clause 6 Parameter Set		RBS3-289
- MAC logical channel priority		8		RBS3-290
- Downlink RLC logical channel				RBS3-291
info				
- Number of downlink RLC logical channels		1		RBS3-292
- Downlink transport channel type		FACH		RBS3-293
- DL DCH Transport channel identity		Not Present		RBS3-294
- DL DSCH Transport channel identity		Not Present		RBS3-295
- Logical channel identity		7		RBS3-296
- RAB information for setup	A10	(high-speed AM DTCH for PS domain)	Rel-5	RBS3-297
- RAB info		0000 0101B		RBS3-298
- RAB identity		The first/ leftmost bit of the bit string contains the most significant bit of the RAB identity.		RBS3-299
- CN domain identity		PS domain		RBS3-300
- NAS Synchronization Indicator		Not Present		RBS3-301
- Re-establishment timer		useT315		RBS3-302
- RB information to setup				RBS3-303
- RB identity		25		RBS3-304
- PDCP info		FALSE		RBS3-305
- Support for lossless SRNS relocation				RBS3-306
- Max PDCP SN window size		Not present		RBS3-307
- PDCP PDU header		Absent		RBS3-308
- Header compression		Not present		RBS3-309
information				
- CHOICE RLC info type		RLC info		RBS3-310
- CHOICE Uplink RLC mode		AM RLC		RBS3-311
- Transmission RLC discard				RBS3-312
- CHOICE SDU discard mode		No Discard		RBS3-313
- MAX_DAT		15		RBS3-314
- Transmission window size		128		RBS3-315
- Timer_RST		500		RBS3-316
- Max_RST		4		RBS3-317
- Polling info				RBS3-318
- Timer_poll_prohibit		100		RBS3-319
- Timer_poll		100		RBS3-320
- Poll_PDU		Not Present		RBS3-321
- Poll_SDU		1		RBS3-322
- Last transmission PDU poll		TRUE		RBS3-323
- Last retransmission PDU poll		TRUE		RBS3-324
- Poll_Windows		99		RBS3-325
- Timer_poll_periodic		Not Present		RBS3-326
- CHOICE Downlink RLC mode		AM RLC		RBS3-327
- CHOICE Downlink RLC PDU		Reference to clause 6 Parameter Set		RBS3-328
Size				
- In-sequence delivery		TRUE		RBS3-329
- Receiving window size		768		RBS3-330
- Downlink RLC status info				RBS3-331
- Timer_status_prohibit		100		RBS3-332
- Timer_EPC		Not Present		RBS3-333
- Missing PDU indicator		TRUE		RBS3-334
- Timer_STATUS_periodic		Not Present		RBS3-335
- One sided RLC re-establishment		FALSE		RBS3-336

Information Element	Condition	Value/remark	Version	Index
- RB mapping info		1 RBMuxOption		RBS3-337
- Information for each multiplexing option				RBS3-338
- RLC logical channel mapping indicator		Not present		RBS3-339
- Number of uplink RLC logical channels		1		RBS3-340
- Uplink transport channel type		DCH		RBS3-341
- UL Transport channel identity		1		RBS3-342
- Logical channel identity		Not Present		RBS3-343
- CHOICE RLC size list		Configured		RBS3-344
- MAC logical channel priority		8		RBS3-345
- Downlink RLC logical channel info				RBS3-346
- Number of downlink RLC logical channels		1		RBS3-347
- Downlink transport channel type		HS-DSCH		RBS3-348
- DL DCH Transport channel identity		Not present		RBS3-349
- DL DSCH Transport channel identity		Not present		RBS3-350
- DL HS-DSCH MAC-d flow identity		0		RBS3-351
- Logical channel identity		Not Present		RBS3-352
- RAB information for setup	A11			RBS3-353
- RAB info		(AM DTCH for PS domain)		RBS3-354
- RAB identity		0000 0101B		RBS3-355
		The first/ leftmost bit of the bit string contains the most significant bit of the RAB identity.		
- CN domain identity		PS domain		RBS3-356
- NAS Synchronization Indicator		Not Present		RBS3-357
- Re-establishment timer		useT315		RBS3-358
- RB information to setup				RBS3-359
- RB identity		20		RBS3-360
- PDCP info				RBS3-361
- Support for lossless SRNS relocation		FALSE		RBS3-362
- Max PDCP SN window size		Not present		RBS3-363
- PDCP PDU header		Absent		RBS3-364
- Header compression		Not present		RBS3-365
- CHOICE RLC info type		RLC info		RBS3-366
- CHOICE Uplink RLC mode		AM RLC		RBS3-367
- Transmission RLC discard				RBS3-368
- CHOICE SDU discard mode		No Discard		RBS3-369
- MAX_DAT		15		RBS3-370
- Transmission window size		128		RBS3-371
- Timer_RST		500		RBS3-372
- Max_RST		4		RBS3-373
- Polling info				RBS3-374
- Timer_poll_prohibit		200		RBS3-375
- Timer_poll		200		RBS3-376
- Poll_PDU		Not Present		RBS3-377
- Poll_SDU		1		RBS3-378
- Last transmission PDU poll		TRUE		RBS3-379
- Last retransmission PDU poll		TRUE		RBS3-380
- Poll_Windows		99		RBS3-381
- Timer_poll_periodic		Not Present		RBS3-382
- CHOICE Downlink RLC mode		AM RLC		RBS3-383
- In-sequence delivery		TRUE		RBS3-384
- Receiving window size		128		RBS3-385
- Downlink RLC status info				RBS3-386
- Timer_status_prohibit		200		RBS3-387
- Timer_EPC		Not Present		RBS3-388
- Missing PDU indicator		TRUE		RBS3-389

Information Element	Condition	Value/remark	Version	Index
- Timer_STATUS_periodic		Not Present		RBS3-390
- RB mapping info				RBS3-391
- Information for each multiplexing option		2 RBmuxOptions		RBS3-392
- RLC logical channel mapping indicator		Not Present		RBS3-393
- Number of uplink RLC logical channels		1		RBS3-394
- Uplink transport channel type		DCH		RBS3-395
- UL Transport channel identity		4		RBS3-396
- Logical channel identity		Not Present		RBS3-397
- CHOICE RLC size list		Configured		RBS3-398
- MAC logical channel priority		8		RBS3-399
- Downlink RLC logical channel info				RBS3-400
- Number of downlink RLC logical channels		1		RBS3-401
- Downlink transport channel type		DCH		RBS3-402
- DL DCH Transport channel identity		9		RBS3-403
- DL DSCH Transport channel identity		Not Present		RBS3-404
- Logical channel identity		Not Present		RBS3-405
- RLC logical channel mapping indicator		Not Present		RBS3-406
- RAB information for setup	A12		Rel-7	RBS3-407
- RAB info		(high-speed AM DTCH for PS domain)		RBS3-408
- RAB identity		0000 0101B		RBS3-409
		The first/ leftmost bit of the bit string contains the most significant bit of the RAB identity.		
- CN domain identity		PS domain		RBS3-410
- NAS Synchronization Indicator		Not Present		RBS3-411
- Re-establishment timer		useT315		RBS3-412
- RB information to setup				RBS3-413
- RB identity		25		RBS3-414
- PDCP info				RBS3-415
- Support for lossless SRNS relocation		FALSE		RBS3-416
- Max PDCP SN window size		Not present		RBS3-417
- PDCP PDU header		Absent		RBS3-418
- Header compression		Not present		RBS3-419
- CHOICE RLC info type		RLC info		RBS3-420
- CHOICE Uplink RLC mode		AM RLC		RBS3-421
- Transmission RLC discard				RBS3-422
- CHOICE SDU discard mode		No Discard		RBS3-423
- MAX_DAT		15		RBS3-424
- Transmission window size		256		RBS3-425
- Timer_RST		500		RBS3-426
- Max_RST		4		RBS3-427
- Polling info				RBS3-428
- Timer_poll_prohibit		100		RBS3-429
- Timer_poll		100		RBS3-430
- Poll_PDU		Not Present		RBS3-431
- Poll_SDU		1		RBS3-432
- Last transmission PDU poll		TRUE		RBS3-433
- Last retransmission PDU poll		TRUE		RBS3-434
- Poll_Windows		99		RBS3-435
- Timer_poll_periodic		Not Present		RBS3-436
- CHOICE Downlink RLC mode		AM RLC		RBS3-437
- CHOICE Downlink RLC PDU Size		Reference to clause 6 Parameter Set		RBS3-438
- In-sequence delivery		TRUE		RBS3-439
- Receiving window size		768		RBS3-440
- Downlink RLC status info				RBS3-441

Information Element	Condition	Value/remark	Version	Index
- Timer_status_prohibit		100		RBS3-442
- Timer_EPC		Not Present		RBS3-443
- Missing PDU indicator		TRUE		RBS3-444
- Timer_STATUS_periodic		Not Present		RBS3-445
- One sided RLC re-establishment		FALSE		RBS3-446
- RB mapping info				RBS3-447
- Information for each multiplexing option		3 RBMuxOptions		RBS3-448
- RLC logical channel mapping indicator		Not Present		RBS3-449
- Number of uplink RLC logical channels		1		RBS3-450
- Uplink transport channel type		DCH		RBS3-451
- UL Transport channel identity		1		RBS3-452
- Logical channel identity		Not Present		RBS3-453
- CHOICE RLC size list		Configured		RBS3-454
- MAC logical channel priority		8		RBS3-455
- Downlink RLC logical channel info				RBS3-456
- Number of downlink RLC logical channels		1		RBS3-457
- Downlink transport channel type		DCH		RBS3-458
- DL DCH Transport channel identity		6		RBS3-459
- DL DSCH Transport channel identity		Not Present		RBS3-460
- DL HS-DSCH MAC-d flow identity		Not Present		RBS3-461
- Logical channel identity		Not Present		RBS3-462
- RLC logical channel mapping indicator		Not Present		RBS3-463
- Number of uplink RLC logical channels		1		RBS3-464
- Uplink transport channel type		E-DCH		RBS3-465
- Logical channel identity		7		RBS3-466
- E-DCH MAC-d flow identity		2		RBS3-467
- DDI		5		RBS3-468
- RLC PDU size list		1 RLC PDU size		RBS3-469
- RLC PDU size		336 bits		RBS3-470
- Include in scheduling info		TRUE		RBS3-471
- MAC logical channel priority		8		RBS3-472
- Downlink RLC logical channel info				RBS3-473
- Number of downlink RLC logical channels		1		RBS3-474
- Downlink transport channel type		HS-DSCH		RBS3-475
- DL DCH Transport channel identity		Not Present		RBS3-476
- DL DSCH Transport channel identity		Not Present		RBS3-477
- DL HS-DSCH MAC-d flow identity		0		RBS3-478
- Logical channel identity		Not Present		RBS3-479
- RLC logical channel mapping indicator		Not Present		RBS3-480
- Number of uplink RLC logical channels		1		RBS3-481
- Uplink transport channel type		RACH		RBS3-482
- UL Transport channel identity		Not Present		RBS3-483
- Logical channel identity		7		RBS3-484
- CHOICE RLC size list		Explicit list		RBS3-485
- RLC size index		Reference to clause 6 Parameter Set		RBS3-486
- MAC logical channel priority		8		RBS3-487
- Downlink RLC logical channel				RBS3-488

Information Element	Condition	Value/remark	Version	Index
info		1		RBS3-489
logical channels		FACH		RBS3-490
type		Not Present		RBS3-491
identity		Not Present		RBS3-492
identity	A13, A14	(high-speed AM DTCH for PS domain) 0000 0101B	Rel-7	RBS3-493
- RAB information for setup		The first/ leftmost bit of the bit string contains the most significant bit of the RAB identity.		RBS3-494
- RAB info		PS domain		RBS3-496
- RAB identity		Not Present		RBS3-497
- CN domain identity		useT315		RBS3-498
- NAS Synchronization Indicator		25		RBS3-499
- Re-establishment timer		FALSE		RBS3-500
- RB information to setup		Not present		RBS3-501
- RB identity		Absent		RBS3-502
- PDCP info		Not present		RBS3-503
- Support for lossless SRNS		Not present		RBS3-504
relocation		Not present		RBS3-505
- Max PDCP SN window size		Absent		RBS3-506
- PDCP PDU header		Not present		RBS3-507
- Header compression		Not present		RBS3-508
information		RLC info		RBS3-509
- CHOICE RLC info type		AM RLC		RBS3-510
- CHOICE Uplink RLC mode		No Discard		RBS3-511
- Transmission RLC discard		15		RBS3-512
- CHOICE SDU discard mode		256		RBS3-513
- MAX_DAT		500		RBS3-514
- Transmission window size		4		RBS3-515
- Timer_RST		100		RBS3-516
- Max_RST		100		RBS3-517
- Polling info		Not Present		RBS3-518
- Timer_poll_prohibit		1		RBS3-519
- Timer_poll		TRUE		RBS3-520
- Poll_PDU		TRUE		RBS3-521
- Poll_SDU		99		RBS3-522
- Last transmission PDU poll		Not Present		RBS3-523
- Last retransmission PDU poll		AM RLC		RBS3-524
- Poll_Windows		Reference to clause 6 Parameter Set		
- Timer_poll_periodic				
- CHOICE Downlink RLC mode				
- CHOICE Downlink RLC PDU				
Size		TRUE		RBS3-525
- In-sequence delivery		768		RBS3-526
- Receiving window size				RBS3-527
- Downlink RLC status info		100		RBS3-528
- Timer_status_prohibit		Not Present		RBS3-529
- Timer_EPC		TRUE		RBS3-530
- Missing PDU indicator		Not Present		RBS3-531
- Timer_STATUS_periodic		FALSE		RBS3-532
- One sided RLC re-				
establishment				
- RB mapping info				RBS3-533
- Information for each multiplexing		1 RBMuxOption		RBS3-534
option				
- RLC logical channel mapping		Not Present		RBS3-535
indicator				
- Number of uplink RLC logical		1		RBS3-536
channels				
- Uplink transport channel type		E-DCH		RBS3-537
- Logical channel identity		7		RBS3-538
- E-DCH MAC-d flow identity		2		RBS3-539
- DDI		5		RBS3-540

Information Element	Condition	Value/remark	Version	Index
- RLC PDU size list		1 RLC PDU size		RBS3-541
- RLC PDU size		336 bits		RBS3-542
- Include in scheduling info		TRUE		RBS3-543
- MAC logical channel priority		8		RBS3-544
- Downlink RLC logical channel info				RBS3-545
- Number of downlink RLC logical channels		1		RBS3-546
- Downlink transport channel type		HS-DSCH		RBS3-547
- DL DCH Transport channel identity		Not present		RBS3-548
- DL DSCH Transport channel identity		Not present		RBS3-549
- DL HS-DSCH MAC-d flow identity		0		RBS3-550
- Logical channel identity		Not Present		RBS3-551
- RAB information for setup	A15		Rel-7	RBS3-552
- RAB info		(second high-speed AM DTCH for PS domain)		RBS3-553
- RAB identity		0000 0110B		RBS3-554
		The first/ leftmost bit of the bit string contains the most significant bit of the RAB identity.		
- CN domain identity		PS domain		RBS3-555
- NAS Synchronization Indicator		Not Present		RBS3-556
- Re-establishment timer		useT315		RBS3-557
- RB information to setup				RBS3-558
- RB identity		17		RBS3-559
- PDCP info				RBS3-560
- Support for lossless SRNS relocation		FALSE		RBS3-561
- Max PDCP SN window size		Not present		RBS3-562
- PDCP PDU header		Absent		RBS3-563
- Header compression		Not present		RBS3-564
- CHOICE RLC info type		RLC info		RBS3-565
- CHOICE Uplink RLC mode		AM RLC		RBS3-566
- Transmission RLC discard				RBS3-567
- CHOICE SDU discard mode		No Discard		RBS3-568
- MAX_DAT		15		RBS3-569
- Transmission window size		256		RBS3-570
- Timer_RST		500		RBS3-571
- Max_RST		4		RBS3-572
- Polling info				RBS3-573
- Timer_poll_prohibit		100		RBS3-574
- Timer_poll		100		RBS3-575
- Poll_PDU		Not Present		RBS3-576
- Poll_SDU		1		RBS3-577
- Last transmission PDU poll		TRUE		RBS3-578
- Last retransmission PDU poll		TRUE		RBS3-579
- Poll_Windows		99		RBS3-580
- Timer_poll_periodic		Not Present		RBS3-581
- CHOICE Downlink RLC mode		AM RLC		RBS3-582
- CHOICE Downlink RLC PDU Size		Reference to clause 6 Parameter Set		RBS3-583
- In-sequence delivery		TRUE		RBS3-584
- Receiving window size		768		RBS3-585
- Downlink RLC status info				RBS3-586
- Timer_status_prohibit		100		RBS3-587
- Timer_EPC		Not Present		RBS3-588
- Missing PDU indicator		TRUE		RBS3-589
- Timer_STATUS_periodic		Not Present		RBS3-590
- One sided RLC re-establishment		FALSE		RBS3-591
- RB mapping info				RBS3-592
- Information for each multiplexing		1 RBMuxOption		RBS3-593

Information Element	Condition	Value/remark	Version	Index
option				
- RLC logical channel mapping indicator		Not Present		RBS3-594
- Number of uplink RLC logical channels		1		RBS3-595
- Uplink transport channel type		E-DCH		RBS3-596
- Logical channel identity		8		RBS3-597
- E-DCH MAC-d flow identity		3		RBS3-598
- DDI		6		RBS3-599
- RLC PDU size list		1 RLC PDU size		RBS3-600
- RLC PDU size		336 bits		RBS3-601
- Include in scheduling info		TRUE		RBS3-602
- MAC logical channel priority		8		RBS3-603
- Downlink RLC logical channel info				RBS3-604
- Number of downlink RLC logical channels		1		RBS3-605
- Downlink transport channel type		HS-DSCH		RBS3-606
- DL DCH Transport channel identity		Not present		RBS3-607
- DL DSCH Transport channel identity		Not present		RBS3-608
- DL HS-DSCH MAC-d flow identity		2		RBS3-609
- Logical channel identity		Not Present		RBS3-610
- RAB information for setup	A16	(Conversational UM DTCH for PS domain)	Rel-6	RBS3-611
- RAB info		0000 0110B		RBS3-612
- RAB identity		The first/ leftmost bit of the bit string contains the most significant bit of the RAB identity.		RBS3-613
- CN domain identity		PS domain		RBS3-614
- NAS Synchronization Indicator		Not Present		RBS3-615
- Re-establishment timer		useT314		RBS3-616
- RB information to setup				RBS3-617
- RB identity		27		RBS3-618
- PDCP info				RBS3-619
- Support for lossless SRNS relocation		FALSE		RBS3-620
- Max PDCP SN window size		Not present		RBS3-621
- PDCP PDU header		Absent		RBS3-622
- Header compression		Not present		RBS3-623
- CHOICE RLC info type		RLC info		RBS3-624
- CHOICE Uplink RLC mode		UM RLC		RBS3-625
- Transmission RLC discard		Not present		RBS3-626
- CHOICE Downlink RLC mode		UM RLC		RBS3-627
- DL UM RLC LI size		7		RBS3-628
- DL Reception Window Size		32		RBS3-629
- One sided RLC re-establishment		FALSE		RBS3-630
- Alternative E-bit interpretation		Not present		RBS3-631
- RB mapping info				RBS3-632
- Information for each multiplexing option		1 RBMuxOption		RBS3-633
- RLC logical channel mapping indicator		Not Present		RBS3-634
- Number of uplink RLC logical channels		1		RBS3-635
- Uplink transport channel type		E-DCH		RBS3-636
- Logical channel identity		9		RBS3-637
- E-DCH MAC-d flow identity		4		RBS3-638
- DDI		7		RBS3-639
- RLC PDU size list		12 RLC PDU sizes		RBS3-640
- RLC PDU size		96 bits		RBS3-641

Information Element	Condition	Value/remark	Version	Index
- RLC PDU size		112 bits		RBS3-642
- RLC PDU size		144 bits		RBS3-643
- RLC PDU size		160 bits		RBS3-644
- RLC PDU size		176 bits		RBS3-645
- RLC PDU size		192 bits		RBS3-646
- RLC PDU size		208 bits		RBS3-647
- RLC PDU size		224 bits		RBS3-648
- RLC PDU size		288 bits		RBS3-649
- RLC PDU size		296 bits		RBS3-650
- RLC PDU size		312 bits		RBS3-651
- RLC PDU size		336 bits		RBS3-652
- Include in scheduling info		TRUE		RBS3-653
- MAC logical channel priority		8		RBS3-654
- Downlink RLC logical channel info				RBS3-655
- Number of downlink RLC logical channels		1		RBS3-656
- Downlink transport channel type		HS-DSCH		RBS3-657
- DL DCH Transport channel identity		Not present		RBS3-658
- DL DSCH Transport channel identity		Not present		RBS3-659
- DL HS-DSCH MAC-d flow identity		3		RBS3-660
- Logical channel identity		Not Present		RBS3-661
RB information to reconfigure list	A1, A2, A3, A4, A5, A6, A7, A8, A9, A10, A12, A13, A14, A15, A16	Not Present	Rel-5 Rel-7	RBS3-662 RBS3-663 RBS3-664
RB information to be affected	A1, A2, A3, A4, A5, A6, A7, A8, A11, A9, A10, A12, A13, A15	Not Present	Rel-5 Rel-7 Rel-7	RBS3-665 RBS3-666 RBS3-667 RBS3-668 RBS3-669 RBS3-670 RBS3-671
RB information to be affected		1 (UM DCCH for RRC)		RBS3-672
- RB identity		1 RBMuxOption		RBS3-673
- RB mapping info		Not Present		RBS3-674
- Information for each multiplexing option		1		RBS3-675
- RLC logical channel mapping indicator		E-DCH		RBS3-676
- Number of uplink RLC logical channels		1		RBS3-677
- Uplink transport channel type		1		RBS3-678
- Logical channel identity		1		RBS3-679
- E-DCH MAC-d flow identity		1		RBS3-680
- DDI		1 RLC PDU size		RBS3-681
- RLC PDU size list		144 bits		RBS3-682
- RLC PDU size		FALSE		RBS3-683
- Include in scheduling info		1		RBS3-684
- MAC logical channel priority		1		RBS3-685
- Downlink RLC logical channel info				RBS3-686
- Number of RLC logical channels		1		RBS3-687
- Downlink transport channel type		DCH		RBS3-688
- DL DCH Transport channel identity		10		RBS3-689
- DL DSCH Transport channel identity		Not Present		RBS3-690
- Logical channel identity		1		RBS3-687
- RB identity		2 (AM DCCH for RRC)		RBS3-688
- RB mapping info		1 RBMuxOption		RBS3-689
- Information for each multiplexing option				RBS3-690

Information Element	Condition	Value/remark	Version	Index
- RLC logical channel mapping indicator		Not Present		RBS3-691
- Number of uplink RLC logical channels		1		RBS3-692
- Uplink transport channel type		E-DCH		RBS3-693
- Logical channel identity		2		RBS3-694
- E-DCH MAC-d flow identity		1		RBS3-695
- DDI		2		RBS3-696
- RLC PDU size list		1 RLC PDU size		RBS3-697
- RLC PDU size		144 bits		RBS3-698
- Include in scheduling info		FALSE		RBS3-699
- MAC logical channel priority		2		RBS3-700
- Downlink RLC logical channel info				RBS3-701
- Number of RLC logical channels		1		RBS3-702
- Downlink transport channel type		DCH		RBS3-703
- DL DCH Transport channel identity		10		RBS3-704
- DL DSCH Transport channel identity		Not Present		RBS3-705
- Logical channel identity		2		RBS3-706
- RB identity		3 (AM DCCH for NAS High Priority)		RBS3-707
- RB mapping info				RBS3-708
- Information for each multiplexing option		1 RBMuxOption		RBS3-709
- RLC logical channel mapping indicator		Not Present		RBS3-710
- Number of uplink RLC logical channels		1		RBS3-711
- Uplink transport channel type		E-DCH		RBS3-712
- Logical channel identity		3		RBS3-713
- E-DCH MAC-d flow identity		1		RBS3-714
- DDI		3		RBS3-715
- RLC PDU size list		1 RLC PDU size		RBS3-716
- RLC PDU size		144 bits		RBS3-717
- Include in scheduling info		FALSE		RBS3-718
- MAC logical channel priority		3		RBS3-719
- Downlink RLC logical channel info				RBS3-720
- Number of RLC logical channels		1		RBS3-721
- Downlink transport channel type		DCH		RBS3-722
- DL DCH Transport channel identity		10		RBS3-723
- DL DSCH Transport channel identity		Not Present		RBS3-724
- Logical channel identity		3		RBS3-725
- RB identity		4 (AM DCCH for NAS Low Priority)		RBS3-726
- RB mapping info				RBS3-727
- Information for each multiplexing option		1 RBMuxOption		RBS3-728
- RLC logical channel mapping indicator		Not Present		RBS3-729
- Number of uplink RLC logical channels		1		RBS3-730
- Uplink transport channel type		E-DCH		RBS3-731
- Logical channel identity		4		RBS3-732
- E-DCH MAC-d flow identity		1		RBS3-733
- DDI		4		RBS3-734
- RLC PDU size list		1 RLC PDU size		RBS3-735
- RLC PDU size		144 bits		RBS3-736
- Include in scheduling info		FALSE		RBS3-737
- MAC logical channel priority		4		RBS3-738

Information Element	Condition	Value/remark	Version	Index	
- Downlink RLC logical channel info	A14, A16		Rel-7	RBS3-739	
- Number of RLC logical channels		1		RBS3-740	
- Downlink transport channel type		DCH		RBS3-741	
- DL DCH Transport channel identity		10		RBS3-742	
- DL DSCH Transport channel identity		Not Present		RBS3-743	
- Logical channel identity		4		RBS3-744	
RB information to be affected					RBS3-745
- RB identity		1 (UM DCCH for RRC)		RBS3-746	
- RB mapping info				RBS3-747	
- Information for each multiplexing option		1 RBMuxOption		RBS3-748	
- RLC logical channel mapping indicator		Not Present		RBS3-749	
- Number of uplink RLC logical channels		1		RBS3-750	
- Uplink transport channel type		E-DCH		RBS3-751	
- Logical channel identity		1		RBS3-752	
- E-DCH MAC-d flow identity		1		RBS3-753	
- DDI		1		RBS3-754	
- RLC PDU size list		1 RLC PDU size		RBS3-755	
- RLC PDU size		144 bits		RBS3-756	
- Include in scheduling info		FALSE		RBS3-757	
- MAC logical channel priority		1		RBS3-758	
- Downlink RLC logical channel info				RBS3-759	
- Number of RLC logical channels		1		RBS3-760	
- Downlink transport channel type		HS-DSCH		RBS3-761	
- DL DCH Transport channel identity		Not present		RBS3-762	
- DL DSCH Transport channel identity		Not present		RBS3-763	
- DL HS-DSCH MAC-d flow identity		1		RBS3-764	
- Logical channel identity		1		RBS3-765	
- RB identity		2 (AM DCCH for RRC)		RBS3-766	
- RB mapping info				RBS3-767	
- Information for each multiplexing option		1 RBMuxOption		RBS3-768	
- RLC logical channel mapping indicator		Not Present		RBS3-769	
- Number of uplink RLC logical channels		1		RBS3-770	
- Uplink transport channel type		E-DCH		RBS3-771	
- Logical channel identity	2	RBS3-772			
- E-DCH MAC-d flow identity	1	RBS3-773			
- DDI	2	RBS3-774			
- RLC PDU size list	1 RLC PDU size	RBS3-775			
- RLC PDU size	144 bits	RBS3-776			
- Include in scheduling info	FALSE	RBS3-777			
- MAC logical channel priority	2	RBS3-778			
- Downlink RLC logical channel info		RBS3-779			
- Number of RLC logical channels	1	RBS3-780			
- Downlink transport channel type	HS-DSCH	RBS3-781			
- DL DCH Transport channel identity	Not Present	RBS3-782			
- DL DSCH Transport channel identity	Not Present	RBS3-783			

Information Element	Condition	Value/remark	Version	Index
- DL HS-DSCH MAC-d flow identity		1		RBS3-784
- Logical channel identity		2		RBS3-785
- RB identity		3 (AM DCCH for NAS High Priority)		RBS3-786
- RB mapping info				RBS3-787
- Information for each multiplexing option		1 RBMuxOption		RBS3-788
- RLC logical channel mapping indicator		Not Present		RBS3-789
- Number of uplink RLC logical channels		1		RBS3-790
- Uplink transport channel type		E-DCH		RBS3-791
- Logical channel identity		3		RBS3-792
- E-DCH MAC-d flow identity		1		RBS3-793
- DDI		3		RBS3-794
- RLC PDU size list		1 RLC PDU size		RBS3-795
- RLC PDU size		144 bits		RBS3-796
- Include in scheduling info		FALSE		RBS3-797
- MAC logical channel priority		3		RBS3-798
- Downlink RLC logical channel info				RBS3-799
- Number of RLC logical channels		1		RBS3-800
- Downlink transport channel type		HS-DSCH		RBS3-801
- DL DCH Transport channel identity		Not Present		RBS3-802
- DL DSCH Transport channel identity		Not Present		RBS3-803
- DL HS-DSCH MAC-d flow identity		1		RBS3-804
- Logical channel identity		3		RBS3-805
- RB identity		4 (AM DCCH for NAS Low Priority)		RBS3-806
- RB mapping info				RBS3-807
- Information for each multiplexing option		1 RBMuxOption		RBS3-808
- RLC logical channel mapping indicator		Not Present		RBS3-809
- Number of uplink RLC logical channels		1		RBS3-810
- Uplink transport channel type		E-DCH		RBS3-811
- Logical channel identity		4		RBS3-812
- E-DCH MAC-d flow identity		1		RBS3-813
- DDI		4		RBS3-814
- RLC PDU size list		1 RLC PDU size		RBS3-815
- RLC PDU size		144 bits		RBS3-816
- Include in scheduling info		FALSE		RBS3-817
- MAC logical channel priority		4		RBS3-818
- Downlink RLC logical channel info				RBS3-819
- Number of RLC logical channels		1		RBS3-820
- Downlink transport channel type		HS-DSCH		RBS3-821
- DL DCH Transport channel identity		Not Present		RBS3-822
- DL DSCH Transport channel identity		Not Present		RBS3-823
- DL HS-DSCH MAC-d flow identity		1		RBS3-824
- Logical channel identity		4		RBS3-825
Downlink counter synchronization info	A1, A2, A3, A4, A5, A6, A7, A8, A11, A9, A10	Not Present		RBS3-826
	A12, A13, A14, A15		Rel-5	RBS3-827
			Rel-7	RBS3-828
PDCP ROHC target mode	A9, A10	Not Present	Rel-5	RBS3-829
	A12, A13, A14, A15		Rel-7	RBS3-830

Information Element	Condition	Value/remark	Version	Index
UL Transport channel information common for all transport channels	A1, A2, A3, A4, A5, A6, A7, A8, A11, A9, A10		Rel-5	RBS3-831
- PRACH TFCS		Not Present		RBS3-832
- CHOICE mode		TDD		RBS3-833
- Individual UL CCTrCH information				RBS3-834
- UL TFCS Identity				RBS3-835
- TFCS ID		1		RBS3-836
- Shared Channel Indicator		FALSE		RBS3-837
- UL TFCS				RBS3-838
- CHOICE TFCl signalling		Normal	R99 and Rel-4 only	RBS3-839
- TFCl Field 1 information				RBS3-840
- CHOICE TFCS representation		Complete reconfiguration		RBS3-841
- TFCS complete reconfigure information				RBS3-842
- CHOICE CTFC Size		Number of bits used must be enough to cover all combinations of CTFC from clause 6.10.3.4 Parameter Set.		RBS3-843
- CTFC information		This IE is repeated for TFC numbers and reference to clause 6.10.3.4 Parameter Set		RBS3-844
- CTFC		Reference to clause 6.10.3.4 Parameter Set		RBS3-845
- Power offset information				RBS3-846
- CHOICE Gain Factors		Computed Gain Factors(The last TFC is set to Signalled Gain Factors)		RBS3-847
- Reference TFC ID		0 Integer(0.. 3)		RBS3-848
- CHOICE mode		TDD		RBS3-849
- CHOICE Gain Factors		Signalled Gain Factors(Not Present if the CHOICE Gain Factors is set to Computed Gain Factors)		RBS3-850
- CHOICE mode		TDD		RBS3-851
- Gain factor β_d		8		RBS3-852
- Reference TFC ID		(Not Present if the CHOICE Gain Factors is set to Computed Gain Factors)		RBS3-853
- CHOICE mode		0		RBS3-854
- TFC subset		TDD		RBS3-855
- TFC subset list		Not Present		RBS3-856
		Not Present		RBS3-857
UL Transport channel information for all transport channels	A12		Rel-7	RBS3-858
- PRACH TFCS		Not Present		RBS3-859
- CHOICE mode		TDD		RBS3-860
- Individual UL CCTrCH information				RBS3-861
- UL TFCS Identity				RBS3-862
- TFCS ID		1		RBS3-863
- Shared Channel Indicator		FALSE		RBS3-864
- UL TFCS				RBS3-865
- CHOICE TFCl signalling		Normal		RBS3-866
- TFCl Field 1 information				RBS3-867
- CHOICE TFCS representation		Complete reconfiguration		RBS3-868
- TFCS complete reconfigure information				RBS3-869
- CHOICE CTFC Size		ctfc2bit		RBS3-870
- CTFC information				RBS3-871
- CTFC		0 ((UL DCH RAB, DCCH)=(TF0, TF0))		RBS3-872
- Power offset information				RBS3-873
- CHOICE Gain Factors		Computed Gain Factors		RBS3-874
- CTFC		1 ((UL DCH RAB, DCCH)=(TF0, TF1))		RBS3-875
- Power offset information				RBS3-876

Information Element	Condition	Value/remark	Version	Index
- CHOICE Gain Factors		Signalled Gain Factors		RBS3-877
- CHOICE mode		TDD		RBS3-878
- Gain factor β_d		8		RBS3-879
- Reference TFC ID		0		RBS3-880
- CHOICE mode		TDD		RBS3-881
- TFC subset		Not Present		RBS3-882
- TFC subset list		Not Present		RBS3-883
UL Transport channel information for all transport channels	A13, A14, A15, A16	Not Present	Rel-7	RBS3-884
Deleted UL TrCH information	A1, A2, A3, A4, A5, A6, A7, A8, A11, A9, A10, A12	Not Present	Rel-5	RBS3-885
Deleted UL TrCH information	A13, A14, A15, A16		Rel-7	RBS3-886
- Uplink transport channel type	DCH		Rel-7	RBS3-887
- UL transport channel identity	5			RBS3-888
Added or Reconfigured UL TrCH information	A1, A3 A4, A5, A6, A7, A9, A10	1 DCH added, 1 DCH reconfigured (if from cell_DCH) OR 2 DCHs added (if from cell_FACH)		RBS3-889
- Uplink transport channel type		DCH	Rel-5	RBS3-890
- UL Transport channel identity		1		RBS3-891
- TFS				RBS3-892
- CHOICE Transport channel type		Dedicated transport channels		RBS3-893
- Dynamic Transport format				RBS3-894
information				RBS3-895
				RBS3-896
				RBS3-897
- RLC Size		Reference to clause 6.10 Parameter Set (This IE is repeated for TFI number.)		RBS3-898
- Number of TBs and TTI List		Not Present		RBS3-899
- Transmission Time Interval		Reference to clause 6.10 Parameter Set All		RBS3-900
- Number of Transport blocks				RBS3-901
- CHOICE Logical channel list				RBS3-902
- Semi-static Transport Format				RBS3-903
information				RBS3-904
- Transmission time interval		Reference to clause 6.10 Parameter Set		RBS3-905
- Type of channel coding		Reference to clause 6.10 Parameter Set		RBS3-906
- Coding Rate		Reference to clause 6.10 Parameter Set		RBS3-907
- Rate matching attribute		Reference to clause 6.10 Parameter Set		RBS3-908
- CRC size		Reference to clause 6.10 Parameter Set		RBS3-909
- Uplink transport channel type		DCH		RBS3-910
- UL Transport channel identity		5		RBS3-911
- TFS				RBS3-912
- CHOICE Transport channel type		Dedicated transport channels		RBS3-913
- Dynamic Transport format				RBS3-914
information				RBS3-915
- RLC Size		Reference to clause 6.10 Parameter Set (This IE is repeated for TFI number.)		RBS3-916
- Number of TBs and TTI List		Not Present		RBS3-917
- Transmission Time Interval		Reference to clause 6.10 Parameter Set All		RBS3-918
- Number of Transport blocks				RBS3-919
- CHOICE Logical channel list				RBS3-920
- Semi-static Transport Format				RBS3-921
information				RBS3-922
- Transmission time interval		Reference to clause 6.10 Parameter Set		RBS3-923
- Type of channel coding		Reference to clause 6.10 Parameter Set		RBS3-924
- Coding Rate		Reference to clause 6.10 Parameter Set		RBS3-925
- Rate matching attribute		Reference to clause 6.10 Parameter Set		RBS3-926
- CRC size		Reference to clause 6.10 Parameter Set		RBS3-927
Added or Reconfigured UL TrCH information	A11	1 DCH added for DTCH		RBS3-928
- Uplink transport channel type		DCH		RBS3-929
- UL Transport channel identity		4		RBS3-930
- TFS				RBS3-931
- CHOICE Transport channel type		Dedicated transport channels		RBS3-932
- Dynamic Transport format				RBS3-933
information				RBS3-934
- RLC Size		Reference to clause 6.10 Parameter Set (This IE is repeated for TFI number.)		RBS3-935
- Number of TBs and TTI List		Not Present		RBS3-936
- Transmission Time Interval		Reference to clause 6.10 Parameter Set		RBS3-937
- Number of Transport blocks				RBS3-938

Information Element	Condition	Value/remark	Version	Index
<ul style="list-style-type: none"> - CHOICE Logical channel list - Semi-static Transport Format information - Transmission time interval - Type of channel coding - Coding Rate - Rate matching attribute - CRC size Added or Reconfigured UL TrCH information <ul style="list-style-type: none"> - Uplink transport channel type - UL Transport channel identity - TFS - CHOICE Transport channel type - Dynamic Transport format information - RLC Size - Number of TBs and TTI List - Transmission Time Interval - Number of Transport blocks - CHOICE Logical channel list - Semi-static Transport Format information - Transmission time interval - Type of channel coding 	A2, A8	All		RBS3-935 RBS3-936
		Reference to clause 6.10 Parameter Set		RBS3-937
		Reference to clause 6.10 Parameter Set		RBS3-938
		Reference to clause 6.10 Parameter Set		RBS3-939
		Reference to clause 6.10 Parameter Set		RBS3-940
		Reference to clause 6.10 Parameter Set		RBS3-941
		4 TrCHs(DCH for DCCH and 3DCHs for DTCH)		RBS3-942
		DCH		RBS3-943
		5		RBS3-944
				RBS3-945
		Dedicated transport channels		RBS3-946
				RBS3-947
		Reference to clause 6.10 Parameter Set (This IE is repeated for TFI number.)		RBS3-948
		Not Present		RBS3-949
		Reference to clause 6.10 Parameter Set		RBS3-950
Reference to clause 6.10 Parameter Set		RBS3-951		
All		RBS3-952		
		RBS3-953		
Reference to clause 6.10 Parameter Set		RBS3-954		
Reference to clause 6.10 Parameter Set		RBS3-955		
<ul style="list-style-type: none"> - Coding Rate - Rate matching attribute - CRC size - Uplink transport channel type - UL Transport channel identity - TFS - CHOICE Transport channel type - Dynamic Transport format information - RLC Size - Number of TBs and TTI List - Transmission Time Interval - Number of Transport blocks - CHOICE Logical channel list - Semi-static Transport Format information - Transmission time interval - Type of channel coding - Coding Rate - Rate matching attribute - CRC size - Uplink transport channel type - UL Transport channel identity - TFS - CHOICE Transport channel type - Dynamic Transport format information - RLC Size - Number of TBs and TTI List - Transmission Time Interval - Number of Transport blocks - CHOICE Logical channel list - Semi-static Transport Format information - Transmission time interval - Type of channel coding - Coding Rate - Rate matching attribute - CRC size - Uplink transport channel type - UL Transport channel identity - TFS - CHOICE Transport channel type - Dynamic Transport format information - RLC Size - Number of TBs and TTI List - Transmission Time Interval - Number of Transport blocks - CHOICE Logical channel list - Semi-static Transport Format information - Transmission time interval - Type of channel coding - Coding Rate - Rate matching attribute - CRC size - Uplink transport channel type - UL Transport channel identity - TFS 		Reference to clause 6.10 Parameter Set		RBS3-956
		Reference to clause 6.10 Parameter Set		RBS3-957
		Reference to clause 6.10 Parameter Set		RBS3-958
		DCH		RBS3-959
		1		RBS3-960
				RBS3-961
		Dedicated transport channels		RBS3-962
				RBS3-963
		Reference to clause 6.10 Parameter Set (This IE is repeated for TFI number.)		RBS3-964
		Not Present		RBS3-965
		Reference to clause 6.10 Parameter Set		RBS3-966
		Reference to clause 6.10 Parameter Set		RBS3-967
		All		RBS3-968
				RBS3-969
		Reference to clause 6.10 Parameter Set		RBS3-970
		Reference to clause 6.10 Parameter Set		RBS3-971
		Reference to clause 6.10 Parameter Set		RBS3-972
		Reference to clause 6.10 Parameter Set		RBS3-973
		Reference to clause 6.10 Parameter Set		RBS3-974
		DCH		RBS3-975
		2		RBS3-976
				RBS3-977
		Dedicated transport channels		RBS3-978
				RBS3-979
		Reference to clause 6.10 Parameter Set (This IE is repeated for TFI number.)		RBS3-980
		Not Present		RBS3-981
		Reference to clause 6.10 Parameter Set		RBS3-982
		Reference to clause 6.10 Parameter Set		RBS3-983
		All		RBS3-984
				RBS3-985
Reference to clause 6.10 Parameter Set		RBS3-986		
Reference to clause 6.10 Parameter Set		RBS3-987		
Reference to clause 6.10 Parameter Set		RBS3-988		
Reference to clause 6.10 Parameter Set		RBS3-989		
Reference to clause 6.10 Parameter Set		RBS3-990		
DCH		RBS3-991		
3		RBS3-992		
		RBS3-993		

Information Element	Condition	Value/remark	Version	Index
<ul style="list-style-type: none"> - CHOICE Transport channel type - Dynamic Transport format information <ul style="list-style-type: none"> - RLC Size - Number of TBs and TTI List - Transmission Time Interval - Number of Transport blocks - CHOICE Logical channel list - Semi-static Transport Format information <ul style="list-style-type: none"> - Transmission time interval - Type of channel coding - Coding Rate - Rate matching attribute - CRC size 		Dedicated transport channels		RBS3-994
		RBS3-995		
		Reference to clause 6.10 Parameter Set (This IE is repeated for TFI number.)		RBS3-996
		Not Present		RBS3-997
		Reference to clause 6.10 Parameter Set		RBS3-998
		All		RBS3-999
				RBS3-1000
				RBS3-1001
				RBS3-1002
				RBS3-1003
	RBS3-1004			
	RBS3-1005			
	RBS3-1006			
Added or Reconfigured UL TrCH	A12	1 E-DCH added, 1 DCH added, 1 DCH reconfigured	Rel-7	RBS3-1007
information		E-DCH		RBS3-1008
- Uplink transport channel type		E-DCH		RBS3-1009
- CHOICE UL parameters		TDD		RBS3-1010
- CHOICE mode				RBS3-1011
- HARQ info for E-DCH		E-DCH		RBS3-1012
- CHOICE UL parameters		rvtable		RBS3-1013
- HARQ RV Configuration				RBS3-1014
- Added or reconfigured E-DCH				
MAC-d flow				
- E-DCH MAC-d flow identity	2	RBS3-1015		
- E-DCH MAC-d flow power	0	RBS3-1016		
offset				
- E-DCH MAC-d flow maximum	7	RBS3-1017		
number of retransmissions				
- E-DCH MAC-d flow	Not Present	RBS3-1018		
multiplexing list				
- CHOICE transmission grant	Scheduled grant info	RBS3-1019		
type				
- Uplink transport channel type	DCH	RBS3-1020		
- UL Transport channel identity	1	RBS3-1021		
- TFS		RBS3-1022		
- CHOICE Transport channel type	Dedicated transport channels	RBS3-1023		
- Dynamic Transport format		RBS3-1024		
information				
- RLC Size	Reference to clause 6.10 Parameter Set (This IE is repeated for TFI number.)	RBS3-1025		
- Number of TBs and TTI List	Not Present	RBS3-1026		
- Transmission Time Interval	Reference to clause 6.10 Parameter Set	RBS3-1027		
- Number of Transport blocks	All	RBS3-1028		
- CHOICE Logical channel list		RBS3-1029		
- Semi-static Transport Format		RBS3-1030		
information				
- Transmission time interval	Reference to clause 6.10 Parameter Set	RBS3-1031		
- Type of channel coding	Reference to clause 6.10 Parameter Set	RBS3-1032		
- Coding Rate	Reference to clause 6.10 Parameter Set	RBS3-1033		
- Rate matching attribute	Reference to clause 6.10 Parameter Set	RBS3-1034		
- CRC size	Reference to clause 6.10 Parameter Set	RBS3-1035		
- Uplink transport channel type	DCH	RBS3-1036		
- UL Transport channel identity	5	RBS3-1037		
- TFS		RBS3-1038		
- CHOICE Transport channel type	Dedicated transport channels	RBS3-1039		
- Dynamic Transport format		RBS3-1040		
information				
- RLC Size	Reference to clause 6.10 Parameter Set (This IE is repeated for TFI number.)	RBS3-1041		
- Number of TBs and TTI List	Not Present	RBS3-1042		
- Transmission Time Interval	Reference to clause 6.10 Parameter Set	RBS3-1043		
- Number of Transport blocks	All	RBS3-1044		
- CHOICE Logical channel list		RBS3-1045		
- Semi-static Transport Format		RBS3-1046		
information				
- Transmission time interval	Reference to clause 6.10 Parameter Set	RBS3-1047		
- Type of channel coding	Reference to clause 6.10 Parameter Set	RBS3-1048		

Information Element	Condition	Value/remark	Version	Index
- Coding Rate		Reference to clause 6.10 Parameter Set		RBS3-1049
- Rate matching attribute		Reference to clause 6.10 Parameter Set		RBS3-1050
- CRC size		Reference to clause 6.10 Parameter Set		RBS3-1051
Added or Reconfigured UL TrCH information	A13, A14	1 E-DCH added with one DCCH MAC-d flow and one DTCH MAC-d flow	Rel-7	RBS3-1052
- Uplink transport channel type		E-DCH		RBS3-1053
- CHOICE UL parameters		E-DCH		RBS3-1054
- CHOICE mode		TDD		RBS3-1055
- HARQ info for E-DCH				RBS3-1056
- CHOICE mode		TDD		RBS3-1057
- HARQ RV Configuration		rtable		RBS3-1058
- Added or reconfigured E-DCH MAC-d flow		(for DCCH)		RBS3-1059
- E-DCH MAC-d flow identity		1		RBS3-1060
- E-DCH MAC-d flow power		0		RBS3-1061
offset				
- E-DCH MAC-d flow maximum number of retransmissions		7		RBS3-1062
- E-DCH MAC-d flow multiplexing list		Not Present		RBS3-1063
- CHOICE transmission grant type		Non-scheduled grant info		RBS3-1064
- CHOICE mode		TDD		RBS3-1065
- CHOICE TDD option		3.84/7.68Mcps TDD		RBS3-1066
- Timeslot resource related information		Bit map with all TS configured for E-DCH operation set to '1' all others set to '0'		RBS3-1067
- Power Resource Related Information		32		RBS3-1068
- Activation time		Set to the CFN on which the non-scheduled grant becomes active		RBS3-1069
- Repetition period and length		Not present		RBS3-1070
- Code resource information		2/1		RBS3-1071
- Added or reconfigured E-DCH MAC-d flow		(for DTCH)		RBS3-1072
- E-DCH MAC-d flow identity		2		RBS3-1073
- E-DCH MAC-d flow power		0		RBS3-1074
offset				
- E-DCH MAC-d flow maximum number of retransmissions		7		RBS3-1075
- E-DCH MAC-d flow multiplexing list		Not Present		RBS3-1076
- CHOICE transmission grant type		Scheduled grant info		RBS3-1077
Added or Reconfigured UL TrCH information	A15	1 E-DCH added with one DCCH MAC-d flow and two DTCH MAC-d flows	Rel-7	RBS3-1078
- Uplink transport channel type		E-DCH		RBS3-1079
- CHOICE UL parameters		E-DCH		RBS3-1080
- CHOICE mode		TDD		RBS3-1081
- HARQ info for E-DCH				RBS3-1082
- CHOICE mode		TDD		RBS3-1083
- HARQ RV Configuration		rtable		RBS3-1084
- Added or reconfigured E-DCH MAC-d flow		(for DCCH)		RBS3-1085
- E-DCH MAC-d flow identity		1		RBS3-1086
- E-DCH MAC-d flow power		0		RBS3-1087
offset				
- E-DCH MAC-d flow maximum number of retransmissions		7		RBS3-1088
- E-DCH MAC-d flow multiplexing list		Not Present		RBS3-1089
- CHOICE transmission grant type		Non-scheduled grant info		RBS3-1090
- CHOICE mode		TDD		RBS3-1091
- CHOICE TDD option		3.84/7.68Mcps TDD		RBS3-1092
- Timeslot resource related information		Bit map with all TS configured for E-DCH operation set to '1' all others set to '0'		RBS3-1093

Information Element	Condition	Value/remark	Version	Index
- Power Resource Related Information		32		RBS3-1094
- Activation time		Set to the CFN on which the non-scheduled grant becomes active		RBS3-1095
- Repetition period and length		Not present		RBS3-1096
- Code resource information		2/1		RBS3-1097
- Added or reconfigured E-DCH MAC-d flow		(for first DTCH)		RBS3-1098
- E-DCH MAC-d flow identity		2		RBS3-1099
- E-DCH MAC-d flow power		0		RBS3-1100
offset				
- E-DCH MAC-d flow maximum number of retransmissions		7		RBS3-1101
- E-DCH MAC-d flow multiplexing list		Not Present		RBS3-1102
- CHOICE transmission grant type		Scheduled grant info		RBS3-1103
- Added or reconfigured E-DCH MAC-d flow		(for second DTCH)		RBS3-1104
- E-DCH MAC-d flow identity		3		RBS3-1105
- E-DCH MAC-d flow power		0		RBS3-1106
offset				
- E-DCH MAC-d flow maximum number of retransmissions		7		RBS3-1107
- E-DCH MAC-d flow multiplexing list		Not Present		RBS3-1108
- CHOICE transmission grant type		Scheduled grant info		RBS3-1109
Added or Reconfigured UL TrCH information	A16	1 E-DCH added with one DCCH MAC-d flow and two DTCH MAC-d flows	Rel-7	RBS3-1110
- Uplink transport channel type		E-DCH		RBS3-1111
- CHOICE UL parameters		E-DCH		RBS3-1112
- CHOICE mode		TDD		RBS3-1113
- HARQ info for E-DCH				RBS3-1114
- CHOICE mode		TDD		RBS3-1115
- HARQ RV Configuration		rvtable		RBS3-1116
- Added or reconfigured E-DCH MAC-d flow		(for DCCH)		RBS3-1117
- E-DCH MAC-d flow identity		1		RBS3-1118
- E-DCH MAC-d flow power		0		RBS3-1119
offset				
- E-DCH MAC-d flow maximum number of retransmissions		7		RBS3-1120
- E-DCH MAC-d flow multiplexing list		Not Present		RBS3-1121
- CHOICE transmission grant type		Non-scheduled grant info		RBS3-1122
- CHOICE mode		TDD		RBS3-1123
- CHOICE TDD option		3.84/7.68Mcps TDD		RBS3-1124
- Timeslot resource related information		Bit map with all TS configured for E-DCH operation set to '1' all others set to '0'		RBS3-1125
- Power Resource Related Information		32		RBS3-1126
- Activation time		Set to the CFN on which the non-scheduled grant becomes active		RBS3-1127
- Repetition period and length		Not present		RBS3-1128
- Code resource information		2/1		RBS3-1129
- Added or reconfigured E-DCH MAC-d flow		(for first DTCH)		RBS3-1130
- E-DCH MAC-d flow identity		2		RBS3-1131
- E-DCH MAC-d flow power		0		RBS3-1132
offset				
- E-DCH MAC-d flow maximum number of retransmissions		7		RBS3-1133
- E-DCH MAC-d flow		Not Present		RBS3-1134

Information Element	Condition	Value/remark	Version	Index
<ul style="list-style-type: none"> multiplexing list - CHOICE transmission grant type - Added or reconfigured E-DCH MAC-d flow - E-DCH MAC-d flow identity - E-DCH MAC-d flow power offset - E-DCH MAC-d flow maximum number of retransmissions - E-DCH MAC-d flow multiplexing list - CHOICE transmission grant type 		Scheduled grant info (for second DTCH) 4 0 7 Not Present		RBS3-1135 RBS3-1136 RBS3-1137 RBS3-1138 RBS3-1139 RBS3-1140 RBS3-1141 RBS3-1142
DL Transport channel information common for all transport channel <ul style="list-style-type: none"> - SCCPCH TFCS 	A1, A2, A7, A8	Not Present		RBS3-1143
information <ul style="list-style-type: none"> - CHOICE mode - Individual DL CCTrCH - DL TFCS identity - CHOICE DL parameters - UL DCH TFCS Identity DL Transport channel information common for all transport channel <ul style="list-style-type: none"> - SCCPCH TFCS - CHOICE mode - Individual DL CCTrCH information <ul style="list-style-type: none"> - DL TFCS identity - CHOICE DL parameters - DL TFCS - TFCI Field 1 Information - CHOICE TFCS representation - TFCS complete reconfigure - CHOICE CTFC Size - CTFC information - CTFC - Power offset information 	A3, A4, A5, A6, A11 A10 A12, A13, A15	TDD 1 CCTrCh 1 SameasUL 1 Not Present TDD 1 CCTrCh 1 Independent Complete reconfiguration Number of bits used must be enough to cover all combinations of CTFC from clause 6.10.3.4 Parameter Set. This IE is repeated for TFC numbers and reference to clause 6.10.3.4 Reference to clause 6.10.3.4 Parameter Set Not Present	Rel-5 Rel-7	RBS3-1144 RBS3-1145 RBS3-1146 RBS3-1147 RBS3-1148 RBS3-1149 RBS3-1150 RBS3-1151 RBS3-1152 RBS3-1153 RBS3-1154 RBS3-1155 RBS3-1156 RBS3-1157 RBS3-1158 RBS3-1159 RBS3-1160 RBS3-1161 RBS3-1162 RBS3-1163 RBS3-1164
DL Transport channel information common for all transport channel <ul style="list-style-type: none"> - SCCPCH TFCS - CHOICE mode - Individual DL CCTrCH information <ul style="list-style-type: none"> - DL TFCS identity - CHOICE DL parameters - DL TFCS - TFCI Field 1 Information - CHOICE TFCS representation - TFCS complete reconfigure - CHOICE CTFC Size - CTFC information - CTFC - Power offset information - CTFC - Power offset information 	A9	Not Present TDD 1 CCTrCh 1 Independent Complete reconfiguration ctfc2bit 0 ((DL DCH RAB, DCCH)=(TF0, TF0)) Not Present 1 ((DL DCH RAB, DCCH)=(TF0, TF1)) Not Present	Rel-5	RBS3-1165 RBS3-1166 RBS3-1167 RBS3-1168 RBS3-1169 RBS3-1170 RBS3-1171 RBS3-1172 RBS3-1173 RBS3-1174 RBS3-1175 RBS3-1176 RBS3-1177 RBS3-1178 RBS3-1179 RBS3-1180
DL Transport channel information common for all transport channel	A14, A16	Not Present	Rel-7	RBS3-1181

Information Element	Condition	Value/remark	Version	Index
Deleted DL TrCH information	A1, A2, A3, A4, A5, A6, A7, A8, A9, A10, A12, A13	Not Present	Rel-5 Rel-7	RBS3-1182 RBS3-1183 RBS3-1184
Deleted DL TrCH information - Downlink transport channel type - DL Transport channel identity	A14, A16	DCH 10	Rel-6	RBS3-1185 RBS3-1186 RBS3-1187
Added or Reconfigured DL TrCH information - Downlink transport channel type - DL Transport channel identity - CHOICE DL parameters - Uplink transport channel type - UL TrCH identity - DCH quality target - BLER Quality value - Downlink transport channel type - DL Transport channel identity - CHOICE DL parameters - Uplink transport channel type - UL TrCH identity - DCH quality target - BLER Quality value	A1	1 DCH added, 1 DCH reconfigured DCH 6 Same as UL DCH 1 -2.0		RBS3-1188 RBS3-1189 RBS3-1190 RBS3-1191 RBS3-1192 RBS3-1193 RBS3-1194 RBS3-1195 RBS3-1196 RBS3-1197 RBS3-1198 RBS3-1199 RBS3-1200 RBS3-1201 RBS3-1202
Added or Reconfigured DL TrCH information - Downlink transport channel type - DL Transport channel identity - CHOICE DL parameters - Uplink transport channel type - UL TrCH identity - DCH quality target - BLER Quality value - Downlink transport channel type - DL Transport channel identity - CHOICE DL parameters - TFS - CHOICE Transport channel type - Dynamic transport format information - RLC Size - Number of TBs and TTI List - Transmission Time Interval - Number of Transport blocks - CHOICE Logical channel list - Semi-static Transport Format information - Transmission time interval - Type of channel coding - Coding Rate - Rate matching attribute	A3, A4, A5, A6, A7	2 TrCHs(DCH for DCCH and DCH for DTCH) DCH 10 Same as UL DCH 5 -2.0 DCH 6 Explicit Except for RAB with the symmetric DL and UL rate: Same as UL Dedicated transport channel Reference to clause 6.10 Parameter Set (This IE is repeated for TFI number.) Not Present Reference to clause 6.10 Parameter Set only including TFO All Reference to clause 6.10 Parameter Set Reference to clause 6.10 Parameter Set Reference to clause 6.10 Parameter Set Reference to clause 6.10 Parameter Set		RBS3-1203 RBS3-1204 RBS3-1205 RBS3-1206 RBS3-1207 RBS3-1208 RBS3-1209 RBS3-1210 RBS3-1211 RBS3-1212 RBS3-1213 RBS3-1214 RBS3-1215 RBS3-1216 RBS3-1217 RBS3-1218 RBS3-1219 RBS3-1220 RBS3-1221 RBS3-1222 RBS3-1223 RBS3-1224 RBS3-1225 RBS3-1226
Added or Reconfigured DL TrCH information - CRC size - DCH quality target - BLER Quality value - Downlink transport channel type - DL Transport channel identity - CHOICE DL parameters - Uplink transport channel type - UL TrCH identity - DCH quality target - BLER Quality value - Downlink transport channel type - DL Transport channel identity	A2, A8	Reference to clause 6.10 Parameter Set -2.0 4 TrCHs(DCH for DCCH and 3DCHs for DTCH) DCH 10 Same as UL DCH 5 2.0 DCH 6		RBS3-1227 RBS3-1228 RBS3-1229 RBS3-1230 RBS3-1231 RBS3-1232 RBS3-1233 RBS3-1234 RBS3-1235 RBS3-1236 RBS3-1237 RBS3-1238 RBS3-1239

Information Element	Condition	Value/remark	Version	Index		
<ul style="list-style-type: none"> - CHOICE DL parameters - TFS - CHOICE Transport channel type - Dynamic transport format information		Explicit		RBS3-1240		
		Dedicated transport channel		RBS3-1241		
				RBS3-1242		
				RBS3-1243		
		<ul style="list-style-type: none"> - RLC Size - Number of TBs and TTI List - Dynamic transport format information		Reference to clause 6.10 Parameter Set (This IE is repeated for TFI number.)		RBS3-1244
						RBS3-1245
						RBS3-1246
		<ul style="list-style-type: none"> - Transmission Time Interval - Number of Transport blocks - CHOICE Logical channel list - Semi-static Transport Format information		Not Present		RBS3-1247
				Reference to clause 6.10 Parameter Set All		RBS3-1248
						RBS3-1249
						RBS3-1250
		<ul style="list-style-type: none"> - Transmission time interval - Type of channel coding - Coding Rate - Rate matching attribute - CRC size - DCH quality target - BLER Quality value - Downlink transport channel type - DL Transport channel identity - CHOICE DL parameters - TFS - CHOICE Transport channel type - Dynamic transport format information		Reference to clause 6.10 Parameter Set		RBS3-1251
				Reference to clause 6.10 Parameter Set		RBS3-1252
				Reference to clause 6.10 Parameter Set		RBS3-1253
				Reference to clause 6.10 Parameter Set		RBS3-1254
				Reference to clause 6.10 Parameter Set		RBS3-1255
						RBS3-1256
				Not Present		RBS3-1257
				DCH		RBS3-1258
				7		RBS3-1259
				Explicit		RBS3-1260
				Dedicated transport channel		RBS3-1261
						RBS3-1262
						RBS3-1263
		<ul style="list-style-type: none"> - RLC Size - Number of TBs and TTI List - Dynamic transport format information		Reference to clause 6.10 Parameter Set (This IE is repeated for TFI number.)		RBS3-1264
						RBS3-1265
						RBS3-1266
		<ul style="list-style-type: none"> - Transmission Time Interval - Number of Transport blocks - CHOICE Logical channel list - Semi-static Transport Format information		Not Present		RBS3-1267
				Reference to clause 6.10 Parameter Set All		RBS3-1268
						RBS3-1269
						RBS3-1270
		<ul style="list-style-type: none"> - Transmission time interval - Type of channel coding - Coding Rate - Rate matching attribute - CRC size - DCH quality target - BLER Quality value - Downlink transport channel type - DL Transport channel identity - CHOICE DL parameters - TFS - CHOICE Transport channel type - Dynamic transport format information		Reference to clause 6.10 Parameter Set		RBS3-1271
				Reference to clause 6.10 Parameter Set		RBS3-1272
				Reference to clause 6.10 Parameter Set		RBS3-1273
		Reference to clause 6.10 Parameter Set		RBS3-1274		
		Reference to clause 6.10 Parameter Set		RBS3-1275		
				RBS3-1276		
		Not Present		RBS3-1277		
		DCH		RBS3-1278		
		8		RBS3-1279		
		Explicit		RBS3-1280		
		Dedicated transport channel		RBS3-1281		
				RBS3-1282		
				RBS3-1283		
<ul style="list-style-type: none"> - RLC Size - Number of TBs and TTI List information		Reference to clause 6.10 Parameter Set (This IE is repeated for TFI number.)		RBS3-1284		
				RBS3-1285		
<ul style="list-style-type: none"> - Dynamic transport format information				RBS3-1286		
<ul style="list-style-type: none"> - Transmission Time Interval - Number of Transport blocks - CHOICE Logical channel list - Semi-static Transport Format information		Not Present		RBS3-1287		
		Reference to clause 6.10 Parameter Set All		RBS3-1288		
				RBS3-1289		
				RBS3-1290		
<ul style="list-style-type: none"> - Transmission time interval - Type of channel coding - Coding Rate - Rate matching attribute - CRC size - DCH quality target - BLER Quality value information		Reference to clause 6.10 Parameter Set		RBS3-1291		
		Reference to clause 6.10 Parameter Set		RBS3-1292		
		Reference to clause 6.10 Parameter Set		RBS3-1293		
		Reference to clause 6.10 Parameter Set		RBS3-1294		
		Reference to clause 6.10 Parameter Set		RBS3-1295		
				RBS3-1296		
		Not Present		RBS3-1297		

Information Element	Condition	Value/remark	Version	Index
Added or Reconfigured DL TrCH information <ul style="list-style-type: none"> - Downlink transport channel type - DL Transport channel identity - CHOICE DL parameters <ul style="list-style-type: none"> - Uplink transport channel type - UL TrCH identity - DCH quality target <ul style="list-style-type: none"> - BLER Quality value - Downlink transport channel type - DL Transport channel identity - CHOICE DL parameters - TFS <ul style="list-style-type: none"> - CHOICE Transport channel type - Dynamic transport format information <ul style="list-style-type: none"> - RLC Size - Number of TBs and TTI List - Dynamic transport format information <ul style="list-style-type: none"> - Transmission Time Interval - Number of Transport blocks - CHOICE Logical channel list - Semi-static Transport Format information <ul style="list-style-type: none"> - Transmission time interval - Type of channel coding - Coding Rate - Rate matching attribute - CRC size - DCH quality target <ul style="list-style-type: none"> - BLER Quality value - Downlink transport channel type - DL Transport channel identity - CHOICE DL parameters <ul style="list-style-type: none"> - HARQ Info <ul style="list-style-type: none"> - Number of Processes - CHOICE Memory 	A9 A12	3 TrCHs (DCH for DCCH and DCH plus HS-DSCH for DTCH)	Rel-5 Rel-7	RBS3-1298
		DCH		RBS3-1299
		10		RBS3-1300
		Same as UL		RBS3-1301
		DCH		RBS3-1302
		5		RBS3-1303
				RBS3-1304
				RBS3-1305
		-2.0		RBS3-1306
		DCH		RBS3-1307
		6		RBS3-1308
		Explicit		RBS3-1309
				RBS3-1310
		Dedicated transport channel		RBS3-1311
				RBS3-1312
				RBS3-1313
		Reference to clause 6.10 Parameter Set (This IE is repeated for TFI number.)		RBS3-1314
				RBS3-1315
		Not Present		RBS3-1316
		Reference to clause 6.10 Parameter Set		RBS3-1317
		All		RBS3-1318
				RBS3-1319
		Reference to clause 6.10 Parameter Set		RBS3-1320
		Reference to clause 6.10 Parameter Set		RBS3-1321
		Reference to clause 6.10 Parameter Set		RBS3-1322
		Reference to clause 6.10 Parameter Set		RBS3-1323
		Reference to clause 6.10 Parameter Set		RBS3-1324
				RBS3-1325
		-2.0		RBS3-1326
		HS-DSCH		RBS3-1327
		Not Present		RBS3-1328
		HS-DSCH		RBS3-1329
				RBS3-1330
Reference to clause 6.10.2.4.5 Parameter Set	RBS3-1331			
Implicit	RBS3-1332			
	RBS3-1333			
Partitioning				
- Added or reconfigured MAC-d flow				
- MAC-hs queue to add or reconfigure list	(one queue)	RBS3-1334		
- MAC-hs queue Id	0	RBS3-1335		
- MAC-d Flow Identity	0	RBS3-1336		
- T1	50	RBS3-1337		
- MAC-hs window size	16	RBS3-1338		
- MAC-d PDU size Info		RBS3-1339		
- MAC-d PDU size	336	RBS3-1340		
- MAC-d PDU size index	0	RBS3-1341		
- MAC-hs queue to delete list	Not present	RBS3-1342		
- DCH quality target	Not present	RBS3-1343		
Added or Reconfigured DL TrCH information	A10	2 TrCHs (DCH for DCCH and HS-DSCH for DTCH)	Rel-5	RBS3-1344
- Downlink transport channel type		DCH		RBS3-1345
- DL Transport channel identity		10		RBS3-1346
- CHOICE DL parameters		Same as UL		RBS3-1347
- Uplink transport channel type		DCH		RBS3-1348
- UL TrCH identity		5		RBS3-1349
- DCH quality target				RBS3-1350
- BLER Quality value		-2.0		RBS3-1351
- Downlink transport channel type		HS-DSCH		RBS3-1352
- DL Transport channel identity		Not Present		RBS3-1353
- CHOICE DL parameters		HS-DSCH		RBS3-1354
- HARQ Info				RBS3-1355
- Number of Processes		Reference to clause 6.10.2.4.5		RBS3-1356

Information Element	Condition	Value/remark	Version	Index		
<ul style="list-style-type: none"> - CHOICE <i>Memory Partitioning</i> - Added or reconfigured MAC-d flow - MAC-hs queue to add or reconfigure list <ul style="list-style-type: none"> - MAC-hs queue Id - MAC-d Flow Identity - T1 - MAC-hs window size - MAC-d PDU size Info <ul style="list-style-type: none"> - MAC-d PDU size - MAC-d PDU size index - MAC-hs queue to delete list - DCH quality target 	A11	Parameter Set Implicit		RBS3-1357		
		(one queue)		RBS3-1358		
		Added or Reconfigured DL TrCH information		0		RBS3-1360
		- Downlink transport channel type		0		RBS3-1361
		- DL Transport channel identity		50		RBS3-1362
		- CHOICE DL parameters		16		RBS3-1363
		- TFS				RBS3-1364
		- CHOICE Transport channel type				RBS3-1365
		- Dynamic transport format information		336		RBS3-1366
		- RLC Size		0		RBS3-1366
		- Number of TBs and TTI List		Not present		RBS3-1367
		- Dynamic transport format information		Not present		RBS3-1368
		- Transmission Time Interval		1 DCH for DTCH		RBS3-1369
		- Number of Transport blocks		DCH		RBS3-1370
		- CHOICE Logical channel list		9		RBS3-1371
		- Semi-static Transport Format information		Explicit		RBS3-1372
		- Transmission time interval		Dedicated transport channel		RBS3-1373
		- Type of channel coding		Reference to clause 6.10 Parameter Set (This IE is repeated for TFI number.)		RBS3-1374
		- Coding Rate		Reference to clause 6.10 Parameter Set (This IE is repeated for TFI number.)		RBS3-1375
		- Rate matching attribute		Not Present		RBS3-1376
- CRC size		Reference to clause 6.10 Parameter Set		RBS3-1377		
- DCH quality target		Reference to clause 6.10 Parameter Set		RBS3-1378		
- BLER Quality value		All		RBS3-1379		
		All		RBS3-1380		
		Reference to clause 6.10 Parameter Set		RBS3-1381		
		Reference to clause 6.10 Parameter Set		RBS3-1382		
		Reference to clause 6.10 Parameter Set		RBS3-1383		
		Reference to clause 6.10 Parameter Set		RBS3-1384		
		Reference to clause 6.10 Parameter Set		RBS3-1385		
		Reference to clause 6.10 Parameter Set		RBS3-1386		
		Reference to clause 6.10 Parameter Set		RBS3-1387		
		Reference to clause 6.10 Parameter Set		RBS3-1388		
		-2.0		RBS3-1389		
Added or Reconfigured DL TrCH information	A13	2 TrCHs (DCH for DCCH and HS-DSCH for DTCH)	Rel-7	RBS3-1390		
- Downlink transport channel type		DCH		RBS3-1391		
- DL Transport channel identity		10		RBS3-1392		
- CHOICE DL parameters		Explicit		RBS3-1393		
- TFS				RBS3-1394		
- CHOICE Transport channel type		Dedicated transport channels		RBS3-1395		
- Dynamic Transport format information				RBS3-1396		
- RLC Size		Reference to clause 6.10 Parameter Set (This IE is repeated for TFI number.)		RBS3-1397		
- Number of TBs and TTI List		Reference to clause 6.10 Parameter Set (This IE is repeated for TFI number.)		RBS3-1398		
- Transmission Time Interval		Not Present		RBS3-1399		
- Number of Transport blocks		Reference to clause 6.10 Parameter Set		RBS3-1400		
- CHOICE Logical channel list		All		RBS3-1401		
- Semi-static Transport Format information				RBS3-1402		
- Transmission time interval		Reference to clause 6.10 Parameter Set		RBS3-1403		
- Type of channel coding		Reference to clause 6.10 Parameter Set		RBS3-1404		
- Coding Rate		Reference to clause 6.10 Parameter Set		RBS3-1405		
- Rate matching attribute		Reference to clause 6.10 Parameter Set		RBS3-1406		
- CRC size		Reference to clause 6.10 Parameter Set		RBS3-1407		
- DCH quality target		Reference to clause 6.10 Parameter Set		RBS3-1408		
- BLER Quality value		-20 (-2.0)		RBS3-1409		
- Downlink transport channel type		HS-DSCH		RBS3-1410		
- DL Transport channel identity		Not Present		RBS3-1411		
- CHOICE DL parameters		HS-DSCH		RBS3-1412		

Information Element	Condition	Value/remark	Version	Index
- HARQ Info				RBS3-1413
- Number of Processes		Reference to clause 6.10 Parameter Set		RBS3-1414
- CHOICE <i>Memory</i>		Implicit		RBS3-1415
<i>Partitioning</i>				
- Added or reconfigured MAC-d				RBS3-1416
flow				
- MAC-hs queue to add or		(one queue)		RBS3-1417
reconfigure list				
- MAC-hs queue Id		0		RBS3-1418
- MAC-d Flow Identity		0		RBS3-1419
- T1		50		RBS3-1420
- MAC-hs window size		16		RBS3-1421
- MAC-d PDU size Info				RBS3-1422
- MAC-d PDU size		336		RBS3-1423
- MAC-d PDU size index		0		RBS3-1424
- MAC-hs queue to delete list		Not present		RBS3-1425
- DCH quality target		Not present		RBS3-1426
Added or Reconfigured DL TrCH	A14	1 TrCH (HS-DSCH for DTCH and	Rel-7	RBS3-1427
information		DCCH)		
- Downlink transport channel type		HS-DSCH		RBS3-1428
- DL Transport channel identity		Not Present		RBS3-1429
- CHOICE DL parameters		HS-DSCH		RBS3-1430
- HARQ Info				RBS3-1431
- Number of Processes		Reference to clause 6.10 Parameter Set		RBS3-1432
- CHOICE <i>Memory</i>		Implicit		RBS3-1433
<i>Partitioning</i>				
- Added or reconfigured MAC-d				RBS3-1434
flow				
- MAC-hs queue to add or		(two queues)		RBS3-1435
reconfigure list				
- MAC-hs queue Id		0 (for DTCH)		RBS3-1436
- MAC-d Flow Identity		0		RBS3-1437
- T1		50		RBS3-1438
- MAC-hs window size		16		RBS3-1439
- MAC-d PDU size Info				RBS3-1440
- MAC-d PDU size		336		RBS3-1441
- MAC-d PDU size index		0		RBS3-1442
- MAC-hs queue Id		1 (for DCCH)		RBS3-1443
- MAC-d Flow Identity		1		RBS3-1444
- T1		50		RBS3-1445
- MAC-hs window size		16		RBS3-1446
- MAC-d PDU size Info				RBS3-1447
- MAC-d PDU size		148		RBS3-1448
- MAC-d PDU size index		0		RBS3-1449
- MAC-hs queue to delete list		Not present		RBS3-1450
- DCH quality target		Not present		RBS3-1451
Added or Reconfigured DL TrCH	A15	2 TrCHs (DCH for DCCH and HS-DSCH	Rel-7	RBS3-1452
information		for DTCH)		
- Downlink transport channel type		DCH		RBS3-1453
- DL Transport channel identity		10		RBS3-1454
- CHOICE DL parameters		Explicit		RBS3-1455
- TFS				RBS3-1456
- CHOICE Transport channel type		Dedicated transport channels		RBS3-1457
- Dynamic Transport format				RBS3-1458
information				
- RLC Size		Reference to clause 6.10 Parameter Set		RBS3-1459
- Number of TBs and TTI List		(This IE is repeated for TFI number.)		RBS3-1460
- Transmission Time Interval		Not Present		RBS3-1461
- Number of Transport blocks		Reference to clause 6.10 Parameter Set		RBS3-1462
- CHOICE Logical channel list		All		RBS3-1463
- Semi-static Transport Format				RBS3-1464
information				
- Transmission time interval		Reference to clause 6.10 Parameter Set		RBS3-1465
- Type of channel coding		Reference to clause 6.10 Parameter Set		RBS3-1466
- Coding Rate		Reference to clause 6.10 Parameter Set		RBS3-1467
- Rate matching attribute		Reference to clause 6.10 Parameter Set		RBS3-1468
- CRC size		Reference to clause 6.10 Parameter Set		RBS3-1469

Information Element	Condition	Value/remark	Version	Index
- DCH quality target				RBS3-1470
- BLER Quality value		-20 (-2.0)		RBS3-1471
- Downlink transport channel type		HS-DSCH		RBS3-1472
- DL Transport channel identity		Not Present		RBS3-1473
- CHOICE DL parameters		HS-DSCH		RBS3-1474
- HARQ Info				RBS3-1475
- Number of Processes		Reference to clause 6.10 Parameter Set		RBS3-1476
- CHOICE <i>Memory</i>		Implicit		RBS3-1477
<i>Partitioning</i>				
- Added or reconfigured MAC-d flow				RBS3-1478
- MAC-hs queue to add or reconfigure list		(two queues)		RBS3-1479
- MAC-hs queue Id		0 (for first DTCH)		RBS3-1480
- MAC-d Flow Identity		0		RBS3-1481
- T1		50		RBS3-1482
- MAC-hs window size		16		RBS3-1483
- MAC-d PDU size Info				RBS3-1484
- MAC-d PDU size		336		RBS3-1485
- MAC-d PDU size index		0		RBS3-1486
- MAC-hs queue Id		2 (for second DTCH)		RBS3-1487
- MAC-d Flow Identity		2		RBS3-1488
- T1		50		RBS3-1489
- MAC-hs window size		16		RBS3-1490
- MAC-d PDU size Info				RBS3-1491
- MAC-d PDU size		336		RBS3-1492
- MAC-d PDU size index		0		RBS3-1493
- MAC-hs queue to delete list		Not present		RBS3-1494
- DCH quality target		Not present		RBS3-1495
Added or Reconfigured DL TrCH information	A16	1 TrCH (HS-DSCH for 2 DTCHs and DCCH)	Rel-7	RBS3-1496
- Downlink transport channel type		HS-DSCH		RBS3-1497
- DL Transport channel identity		Not Present		RBS3-1498
- CHOICE DL parameters		HS-DSCH		RBS3-1499
- HARQ Info				RBS3-1500
- Number of Processes		Reference to clause 6.10 Parameter Set		RBS3-1501
- CHOICE <i>Memory</i>		Implicit		RBS3-1502
<i>Partitioning</i>				
- Added or reconfigured MAC-d flow				RBS3-1503
- MAC-hs queue to add or reconfigure list		(three queues)		RBS3-1504
- MAC-hs queue Id		0 (for first DTCH)		RBS3-1505
- MAC-d Flow Identity		0		RBS3-1506
- T1		50		RBS3-1507
- MAC-hs window size		16		RBS3-1508
- MAC-d PDU size Info				RBS3-1509
- MAC-d PDU size		336		RBS3-1510
- MAC-d PDU size index		0		RBS3-1511
- MAC-hs queue Id		1 (for DCCH)		RBS3-1512
- MAC-d Flow Identity		1		RBS3-1513
- T1		50		RBS3-1514
- MAC-hs window size		16		RBS3-1515
- MAC-d PDU size Info				RBS3-1516
- MAC-d PDU size		148		RBS3-1517
- MAC-d PDU size index		0		RBS3-1518
- MAC-hs queue Id		3 (for second DTCH)		RBS3-1519
- MAC-d Flow Identity		3		RBS3-1520
- T1		50		RBS3-1521
- MAC-hs window size		16		RBS3-1522
- MAC-d PDU size Info				RBS3-1523
- MAC-d PDU size		112		RBS3-1524
- MAC-d PDU size index		0		RBS3-1525
- MAC-d PDU size		144		RBS3-1526
- MAC-d PDU size index		1		RBS3-1527
- MAC-d PDU size		160		RBS3-1528
- MAC-d PDU size index		2		RBS3-1529

Information Element	Condition	Value/remark	Version	Index
- MAC-d PDU size		176		RBS3-1530
- MAC-d PDU size index		3		RBS3-1531
- MAC-d PDU size		192		RBS3-1532
- MAC-d PDU size index		4		RBS3-1533
- MAC-d PDU size		224		RBS3-1534
- MAC-d PDU size index		5		RBS3-1535
- MAC-d PDU size		296		RBS3-1536
- MAC-d PDU size index		6		RBS3-1537
- MAC-d PDU size		344		RBS3-1538
- MAC-d PDU size index		7		RBS3-1539
- MAC-hs queue to delete list		Not present		RBS3-1540
- DCH quality target		Not present		RBS3-1541
Frequency info	A1, A2, A3, A4, A5, A7, A8, 11, A9, A10, A12, A13, A14, A15, A16		Rel-5 Rel-7	RBS3-1542 RBS3-1543 RBS3-1544
- CHOICE mode		TDD		RBS3-1545
- UARFCN (Nt)		Reference to clause 5.1 Test frequencies if frequency is different from the current frequency otherwise set to Not Present.		RBS3-1546
Frequency info	A6	Not Present		RBS3-1547
Maximum allowed UL TX power	A1, A2, A3, A4, A7, A8, A11, A9, A10, A12, A13, A14, A15, A16	33dBm	Rel-5 Rel-7	RBS3-1548 RBS3-1549 RBS3-1550
Maximum allowed UL TX power	A5, A6	Not Present		RBS3-1551
CHOICE channel requirement	A1, A2, A3, A4, A7, A8, A9, A10, A11	Uplink DPCH info	R99 and Rel-4 only	RBS3-1552
- Uplink DPCH power control info				RBS3-1553
- CHOICE mode		TDD		RBS3-1554
- UL target SIR		Not Present		RBS3-1555
- CHOICE UL OL PC info		Broadcast UL OL PC info		RBS3-1556
- CHOICE mode		TDD		RBS3-1557
- Uplink Timing Advance Control		Enabled		RBS3-1558
- CHOICE Timing Advance		3.84 Mcps TDD		RBS3-1559
- CHOICE TDD option		Determined by observed timing deviation of the RACH at the node B		RBS3-1560
- UL Timing Advance		1 CCTrCh		RBS3-1561
- UL CCTrCH List		1		RBS3-1562
- TFCS Id		+20dB		RBS3-1563
- UL target SIR		Not present		RBS3-1564
- Activation time		Not present		RBS3-1565
- Duration		Not present		RBS3-1566
- Common timeslot info				RBS3-1567
- 2 nd interleaving mode		Reference to clause 6.10 Parameter Set		RBS3-1568
- TFCI coding		Reference to clause 6.10 Parameter Set		RBS3-1569
- Puncturing Limit		Reference to clause 6.10 Parameter Set		RBS3-1570
- Repetition Period		Reference to clause 6.10 Parameter Set		RBS3-1571
- Repetition Length		Reference to clause 6.10 Parameter Set		RBS3-1572
- Uplink DPCH timeslots and codes				RBS3-1573
- Dynamic SF usage		TRUE		RBS3-1574
- Timeslot number		The number of an uplink timeslot that has unassigned codes.		RBS3-1575
- TFCI existence		TRUE		RBS3-1576
- Midamble shift and burst type				RBS3-1577
- CHOICE TDD option		3.84 Mcps		RBS3-1578
- CHOICE Burst Type		Reference to clause 6.10 Parameter Set		RBS3-1579
- Midamble Allocation Mode		Default		RBS3-1580
- Midamble configuration		Choose lowest possible Kcell value given burst type		RBS3-1581
- CHOICE TDD option		3.84 Mcps TDD		RBS3-1582
- First timeslot Code List		Repeated (1,2) for each channelisation code assigned in the slot to meet the		RBS3-1583

Information Element	Condition	Value/remark	Version	Index
- Channelisation code		needs of clause 6.10 Parameter Set. (i/SF) where i denotes an unassigned code		RBS3-1584
- CHOICE more timeslots		matching the SF specified in clause 6.10 Parameter Set.		RBS3-1585
- UL CCTrCH List to Remove CHOICE channel requirement	A5,A6	The presence of this IE depends upon the number of resources specified in clause 6.10 Parameter Set and the number of slots in which they are being assigned. Not present Not Present	Rel-5 and earlier	RBS3-1586 RBS3-1587
Uplink DPCH info	A12, A13, A14, A15, A16		Rel-7	RBS3-1588
- Uplink DPCH power control info		TDD		RBS3-1589
- CHOICE mode		Not Present		RBS3-1590
- UL target SIR		Broadcast UL OL PC info		RBS3-1591
- CHOICE UL OL PC info		TDD		RBS3-1592
- CHOICE mode		Enabled		RBS3-1593
- Uplink Timing Advance Control		3.84 Mcps TDD		RBS3-1594
- CHOICE Timing Advance		Determined by observed timing deviation of the RACH at the node B		RBS3-1595
- CHOICE TDD option		1 CCTrCh		RBS3-1596
- UL Timing Advance		1		RBS3-1597
- UL CCTrCH List		+20dB		RBS3-1598
- TFCS Id		Not present		RBS3-1599
- UL target SIR		Not present		RBS3-1600
- Activation time		Not present		RBS3-1601
- Duration		Reference to clause 6.10 Parameter Set		RBS3-1602
- Common timeslot info		Reference to clause 6.10 Parameter Set		RBS3-1603
- 2 nd interleaving mode		Reference to clause 6.10 Parameter Set		RBS3-1604
- TFCI coding		Reference to clause 6.10 Parameter Set		RBS3-1605
- Puncturing Limit		Reference to clause 6.10 Parameter Set		RBS3-1606
- Repetition Period		Reference to clause 6.10 Parameter Set		RBS3-1607
- Repetition Length		Reference to clause 6.10 Parameter Set		RBS3-1608
- Uplink DPCH timeslots and codes		Reference to clause 6.10 Parameter Set		RBS3-1609
- Dynamic SF usage		TRUE		RBS3-1610
- Timeslot number		The number of an uplink timeslot that has unassigned codes.		RBS3-1611
- TFCI existence		TRUE		RBS3-1612
- Midamble shift and burst type		3.84 Mcps		RBS3-1613
- CHOICE TDD option		Reference to clause 6.10 Parameter Set		RBS3-1614
- CHOICE Burst Type		Default		RBS3-1615
- Midamble Allocation Mode		Choose lowest possible Kcell value given burst type		RBS3-1616
- Midamble configuration		3.84 Mcps TDD		RBS3-1617
- CHOICE TDD option		Repeated (1,2) for each channelisation code assigned in the slot to meet the needs of clause 6.10 Parameter Set.		RBS3-1618
- First timeslot Code List		(i/SF) where i denotes an unassigned code		RBS3-1619
- Channelisation code		matching the SF specified in clause 6.10 Parameter Set.		RBS3-1620
- CHOICE more timeslots		The presence of this IE depends upon the number of resources specified in clause 6.10 Parameter Set and the number of slots in which they are being assigned.		RBS3-1621
- UL CCTrCH List to Remove E-DCH info	A12, A13, A14, A15, A16	Not present	Rel-7	RBS3-1622 RBS3-1623
- MAC-es/e reset indicator		TRUE		RBS3-1624
- CHOICE mode		TDD		RBS3-1625
- CHOICE TDD mode		3.84/7.68Mcps TDD		RBS3-1626

Information Element	Condition	Value/remark	Version	Index
- E-RUCCH info		0dB		RBS3-1627
- E-RUCCH constant value		0.9		RBS3-1628
- E-RUCCH persistence scaling		100ms		RBS3-1629
- T-RUCCH		Not Present		RBS3-1630
- E-RUCCH timeslot number		Not Present		RBS3-1631
- E-RUCCH midamble		Not Present		RBS3-1632
- T-adv		Not Present		RBS3-1633
- T-SCHED		Not Present		RBS3-1634
- CHOICE TDD option		3.84Mcps TDD		RBS3-1635
- CHOICE SF		Not present		RBS3-1636
- E-PUCH info				RBS3-1637
- E-TFCS information				RBS3-1638
- Reference Beta Information		Reference to clause 6.10 Parameter Set		RBS3-1639
QPSK list				
- Reference Code Rate		Reference to clause 6.10 Parameter Set		RBS3-1640
- Reference beta		Reference to clause 6.10 Parameter Set		RBS3-1641
- Reference Beta Information		Reference to clause 6.10 Parameter Set		RBS3-1642
16QAM list				
- Reference Code Rate		Reference to clause 6.10 Parameter Set		RBS3-1643
- Reference beta		Reference to clause 6.10 Parameter Set		RBS3-1644
- CHOICE TDD mode		3.84/7.68 Mcps TDD		RBS3-1645
- N _{E-UCCH}		Not Present		RBS3-1646
- E-PUCH constant value		0dB		RBS3-1647
- E-PUCH TS configuration list		Reference to clause 6.10 Parameter Set		RBS3-1648
- TS number		Reference to clause 6.10 Parameter Set		RBS3-1649
- CHOICE <i>Burst Type</i>		Reference to clause 6.10 Parameter Set		RBS3-1650
- Midamble configuration		Reference to clause 6.10 Parameter Set		RBS3-1651
- E-PUCH code hopping		TRUE		RBS3-1652
- E-PUCH TPC step size		1dB		RBS3-1653
- Minimum allowed code rate		Reference to clause 6.10 Parameter Set		RBS3-1654
- Maximum allowed code rate		Reference to clause 6.10 Parameter Set		RBS3-1655
CHOICE Mode	A1, A2, A3, A4, A5, A6, A7, A8, A11	TDD	R99 and Rel-4 only	RBS3-1656
Downlink HS-PDSCH Information	A1, A2, A3, A4, A5, A6, A7, A8, A11	Not Present	Rel-5	RBS3-1657
Downlink HS-PDSCH Information	A9, A10		Rel-5	RBS3-1658
	A12, A13, A14, A15, A16		Rel-7	RBS3-1659
- HS-SCCH Info				RBS3-1660
- CHOICE mode		TDD		RBS3-1661
- CHOICE TDD option		3.84 Mcps		RBS3-1662
- Ack-Nack Power Offset		0dB		RBS3-1663
- HS-SICH Power Control Info				RBS3-1664
- UL SIR target		0dB		RBS3-1665
- HS-SICH Constant Value		-10dB		RBS3-1666
- D _{hs-sync}		Not present		RBS3-1667
- HS-SCCH Set Configuration		4		RBS3-1668
- Timeslot number		The timeslot in which HS-SCCH is to be configured		RBS3-1669
- Channelisation code		CC16/x where x is a previously unassigned channelisation code in this TS		RBS3-1670
- Midamble Allocation mode		Default		RBS3-1671
- Midamble configuration		8		RBS3-1672
- BLER target		-2.4 (note that this equates to a BLER target of 0.4%, log ₁₀ (0.004) = -2.4)		RBS3-1673
- HS-SICH configuration				RBS3-1674
- Timeslot number		The timeslot in which HS-SICH is to be configured		RBS3-1675
- Channelisation code		CC16/x where x is a previously unassigned channelisation code in this TS		RBS3-1676
- Midamble Allocation mode		Default		RBS3-1677
- Midamble configuration		8		RBS3-1678
- Measurement Feedback Info		Not Present		RBS3-1679
- CHOICE mode		TDD		RBS3-1680
- CHOICE TDD option		3.84 Mcps TDD		RBS3-1681

Information Element	Condition	Value/remark	Version	Index
- HS-PDSCH Timeslot Configuration				RBS3-1682
- HS-PDSCH Timeslot Configuration List		Reference to clause 6.10 Parameter Set		RBS3-1683
- Timeslot Number		The timeslot(s) in which HS-HS-DSCH is to be configured		RBS3-1684
- CHOICE Burst Type		Reference to clause 6.10 Parameter Set		RBS3-1685
- Midamble Allocation Mode		Default		RBS3-1686
- Midamble configuration burst type		8		RBS3-1687
1 and 3				
Downlink information common for all radio links	A5, A6	Not present		RBS3-1688
Downlink information common for all radio links	A1, A2, A3, A9, A11			RBS3-1689
- CHOICE DPCH info		Downlink DPCH info common for all RL	Rel-6	RBS3-1690
- Timing indication		Maintain		RBS3-1691
- CFN-targetSFN frame offset		Not Present	R99 and Rel-4 only	RBS3-1692
- Downlink DPCH power control information				RBS3-1693
- CHOICE mode		TDD		RBS3-1694
- TPC Step Size		1		RBS3-1695
- MAC-d HFN initial value		Not Present		RBS3-1696
- CHOICE mode		TDD		RBS3-1697
- CHOICE mode		TDD		RBS3-1698
- CHOICE TDD option		3.84 Mcps TDD	Rel-4	RBS3-1699
- Default DPCH Offset Value		Not Present		RBS3-1700
- Mac-hs reset indicator		Not Present		RBS3-1701
Downlink information common for all radio links	A4, A7, A8, A10			RBS3-1702
- CHOICE DPCH info		Downlink DPCH info common for all RL	Rel-6	RBS3-1703
- Timing indication		Initialise		RBS3-1704
- CFN-targetSFN frame offset		Not Present	R99 and Rel-4 only	RBS3-1705
- Downlink DPCH power control information				RBS3-1706
- CHOICE mode		TDD		RBS3-1707
- TPC Step Size		1		RBS3-1708
- MAC-d HFN initial value		Not Present		RBS3-1709
- CHOICE mode		TDD		RBS3-1710
- CHOICE mode		TDD		RBS3-1711
- CHOICE TDD option		3.84 Mcps TDD	Rel-4	RBS3-1712
- Default DPCH Offset Value		Not Present		RBS3-1713
- Mac-hs reset indicator		Not Present		RBS3-1714
Downlink information for each radio link list	A1, A2, A3, A4, A7, A8, A9, A10, A11	1		RBS3-1715
- Downlink information for each radio link				RBS3-1716
- Choice mode		TDD		RBS3-1717
- Primary CCPCH info				RBS3-1718
- Choice mode		TDD		RBS3-1719
- CHOICE TDD option		3.84 Mcps TDD		RBS3-1720
- CHOICE SyncCase		Sync Case 2		RBS3-1721
- Timeslot		0		RBS3-1722
- Cell parameters ID		10		RBS3-1723
- SCTD indicator		FALSE		RBS3-1724
- CHOICE DPCH info		Downlink DPCH info for each RL	Rel-6	RBS3-1725
- CHOICE mode		TDD		RBS3-1726
- DL CCTrCH List		1 CCTrCh		RBS3-1727
- TFCS ID		1		RBS3-1728
- Activation time		Not Present		RBS3-1729
- Duration		Not Present		RBS3-1730
- Common timeslot info				RBS3-1731
- 2 nd interleaving mode		Reference to clause 6.10 Parameter Set		RBS3-1732
- TFCI coding		Reference to clause 6.10 Parameter Set		RBS3-1733
- Puncturing Limit		Reference to clause 6.10 Parameter Set		RBS3-1734
- Repetition Period		Reference to clause 6.10 Parameter Set		RBS3-1735

Information Element	Condition	Value/remark	Version	Index
- Repetition Length - Downlink DPCH timeslots and codes		Reference to clause 6.10 Parameter Set		RBS3-1736
				RBS3-1737
- Individual timeslot info - Timeslot number		The number of a downlink timeslot that has unassigned codes.		RBS3-1738
				RBS3-1739
- TFCI existence - Midamble shift and burst type		TRUE		RBS3-1740
				RBS3-1741
- CHOICE TDD option - CHOICE Burst Type		3.84 Mcps		RBS3-1742
				RBS3-1743
- Midamble Allocation Mode - Midamble configuration		Reference to clause 6.10 Parameter Set Default		RBS3-1744
				RBS3-1745
- CHOICE TDD option - First timeslot channelisation codes		3.84 Mcps		RBS3-1746
				RBS3-1747
- CHOICE codes - First channelisation code		Consecutive codes		RBS3-1748
				RBS3-1749
- Last channelisation code		(i/SF) where i is the lowest numbered code that is being assigned and SF is specified in clause 6.10 Parameter Set. (j/SF) where j is the highest numbered code that is being assigned in the slot as specified in clause 6.10 Parameter Set.		RBS3-1750
				RBS3-1751
- CHOICE more timeslots		The presence of this IE depends upon whether the requirements of clause 6.10 Parameter Set t could be met by the codes that have been assigned in the first timeslot.		RBS3-1752
				RBS3-1753
- UL CCTrCH TPC List - UL TPC TFCS Identity		1		RBS3-1754
				RBS3-1755
- TFCS ID - Shared channel indicator		False		RBS3-1756
				RBS3-1757
- DL CCTrCH List to Remove - SCCPCH information for FACH		Not Present	R99 and Rel-4 only	RBS3-1758
				RBS3-1759
- E-AGCH Info - CHOICE E-HICH Information	A5	Not Present	Rel-6	RBS3-1760
				RBS3-1761
- CHOICE E-RGCH Information Downlink information for each radio link list		Not Present	Rel-6	RBS3-1762
				RBS3-1763
- Downlink information for each radio link		TDD		RBS3-1764
				RBS3-1765
- Choice mode - Primary CCPCH info		TDD		RBS3-1766
				RBS3-1767
- Choice mode - CHOICE TDD option		3.84 Mcps TDD		RBS3-1768
				RBS3-1769
- CHOICE SyncCase - Timeslot		Sync Case 2		RBS3-1770
				RBS3-1771
- Timeslot - Cell parameters ID		0		RBS3-1772
				RBS3-1773
- Cell parameters ID - SCTD indicator		10		RBS3-1774
				RBS3-1775
- SCTD indicator - CHOICE DPCH info		FALSE	Rel-6	RBS3-1776
				RBS3-1777
- CHOICE DPCH info - E-AGCH Info	A6	Not present	Rel-6	RBS3-1778
				RBS3-1779
- E-AGCH Info - CHOICE E-HICH Information		Not Present	Rel-6	RBS3-1780
				RBS3-1781
- CHOICE E-HICH Information - CHOICE E-RGCH Information		Not Present	Rel-6	RBS3-1782
				RBS3-1783
Downlink information for each radio link list	A12, A13, A14, A15, A16	Not present	Rel-7	RBS3-1776
				RBS3-1777
- Downlink information for each radio link		TDD		RBS3-1778
				RBS3-1779
- Choice mode - Primary CCPCH info		TDD		RBS3-1780
				RBS3-1781
- Choice mode - CHOICE TDD option		3.84 Mcps TDD		RBS3-1782
				RBS3-1783
- CHOICE SyncCase - CHOICE SyncCase		Sync Case 2		RBS3-1784
				RBS3-1785

Information Element	Condition	Value/remark	Version	Index
- Timeslot		0		RBS3-1783
- Cell parameters ID		10		RBS3-1784
- SCTD indicator		FALSE		RBS3-1785
- CHOICE DPCH info		Not present		RBS3-1786
- E-AGCH Info		Present		RBS3-1787
- CHOICE mode		TDD		RBS3-1788
- CHOICE TDD option		3.84Mcps		RBS3-1789
- Long Term Grant Indicator		FALSE		RBS3-1790
- Length of TTRI field		Reference to clause 6.10 Parameter Set		RBS3-1791
- E-AGCH set configuration		Reference to clause 6.10 Parameter Set		RBS3-1792
- TS number		Reference to clause 6.10 Parameter Set		RBS3-1793
- Channelisation code		Reference to clause 6.10 Parameter Set		RBS3-1794
- CHOICE Burst Type		Reference to clause 6.10 Parameter Set		RBS3-1795
- Midamble allocation		Reference to clause 6.10 Parameter Set		RBS3-1796
- E-AGCH BLER Target		-2		RBS3-1797
- CHOICE mode		TDD		RBS3-1798
- E-HICH info		Present		RBS3-1799
- CHOICE mode		TDD		RBS3-1800
- CHOICE TDD option		3.84Mcps		RBS3-1801
- N _{E-HICH}		4		RBS3-1802
- TS Number		Reference to clause 6.10 Parameter Set		RBS3-1803
- Channelisation code		Reference to clause 6.10 Parameter Set		RBS3-1804
- Burst Type		Reference to clause 6.10 Parameter Set		RBS3-1805
- Midamble allocation mode		Reference to clause 6.10 Parameter Set		RBS3-1806
MBMS PL Service Restriction Information	A1, A2, A3, A4, A5, A6, A7, A8, A9, A10, A12, A13, A14, A15, A16	Not Present	Rel-5 Rel-7	RBS3-1808 RBS3-1809

Condition	Explanation	Version
A1	This IE is needed for "Non speech to CELL_DCH from CELL_DCH in CS"	
A2	This IE is needed for "Speech to CELL_DCH from CELL_DCH in CS"	
A3	This IE is needed for "Packet to CELL_DCH from CELL_DCH in PS"	
A4	This IE is needed for "Packet to CELL_DCH from CELL_FACH in PS"	
A5	This IE is needed for "Packet to CELL_FACH from CELL_DCH in PS"	
A6	This IE is needed for "Packet to CELL_FACH from CELL_FACH in PS"	
A7	This IE is needed for "Non speech to CELL_DCH from CELL_FACH in CS"	
A8	This IE is needed for "Speech to CELL_DCH from CELL_FACH in CS"	
A9	This IE is needed for "Packet to CELL_DCH / HS-DSCH using three multiplexing options", or when not stated otherwise, for "Packet to CELL_DCH / HS-DSCH from CELL_DCH in PS"	Rel-5
A10	This IE is needed for "Packet to CELL_DCH / HS-DSCH using one multiplexing option", or when not stated otherwise, for "Packet to CELL_DCH / HS-DSCH from CELL_FACH in PS"	Rel-5
A11	This IE is needed for " Packet RAB Setup after Speech RAB Setup in CELL_DCH"	
A12	This IE is needed for "Packet to CELL_DCH / E-DCH / HS-DSCH using three multiplexing options (3/3) and SRBs mapped on DCH/DCH"	Rel-7
A13	This IE is needed for "Packet to CELL_DCH / E-DCH / HS-DSCH using one multiplexing option (1/1) and SRBs mapped on E-DCH/DCH"	Rel-7
A14	This IE is needed for "Packet to CELL_DCH / E-DCH / HS-DSCH using one multiplexing option (1/1) and SRBs mapped on E-DCH/HS-DSCH"	Rel-7
A15	This IE is needed for "Packet to CELL_DCH / E-DCH / HS-DSCH with multiple RABs (two streaming/interactive/background) using one multiplexing option (1/1) and SRBs mapped on E-DCH/DCH"	Rel-7
A16	This IE is needed for "Packet to CELL_DCH / E-DCH / HS-DSCH with multiple RABs (one conversational and one streaming/interactive/background) using one multiplexing option (1/1) and SRBs mapped on E-DCH/HS-DSCH"	Rel-7

Contents of RADIO BEARER SETUP message: AM or UM (1.28 Mcps TDD)

Information Element	Condition	Value/remark	Version	Index
Message Type	A1, A2, A3, A4, A5, A6, A7, A8			RBS1-001

Information Element	Condition	Value/remark	Version	Index
	, A9, A10		Rel-5	RBS1-002
	, A11, A12, A13, A14, A15, A16, 16a, A17,		Rel-7	RBS1-003
	A18, A19, A20, A21, A22, A23, A24		Rel-8	RBS1-004
RRC transaction identifier		Arbitrarily selects an integer between 0 and 3		RBS1-005
Integrity check info				RBS1-006
- message authentication code		SS calculates the value of MAC-I for this message and writes to this IE. The first/ leftmost bit of the bit string contains the most significant bit of the MAC-I.		RBS1-007
- RRC message sequence number		SS provides the value of this IE, from its internal counter.		RBS1-008
Integrity protection mode info		Not Present		RBS1-009
Ciphering mode info		Not Present		RBS1-010
Activation time	A1, A2, A3, A7, A8	(256+CFN-(CFN MOD 8 + 8))MOD 256		RBS1-011
	, A9		Rel-5	RBS1-012
	, A11, A12, A13, A14, A15, A16, A16a, A17,		Rel-7	RBS1-013
	A19, A20, A21, A22, A23, A24		Rel-8	RBS1-014
Activation time	A4, A5, A6	Now		RBS1-015
	, A10,		Rel-5	RBS1-016
	A18		Rel-8	RBS1-017
New U-RNTI	A1, A2, A3, A4, A5, A6, A7, A8	Not Present		RBS1-018
	, A9, A10		Rel-5	RBS1-019
	, A11, A12, A13, A14, A15, A16, A16a, A17,		Rel-7	RBS1-020
	A18, A19, A20, A21, A22, A23, A24		Rel-8	RBS1-021
New C-RNTI	A1, A2, A3, A4, A7, A8	Not Present		RBS1-022
	, A9, A10		Rel-5	RBS1-023
	, A11, A12, A13, A14, A15, A16, A16a, A17,		Rel-7	RBS1-024
	A18, A21, A22, A23, A24		Rel-8	RBS1-025
New C-RNTI	A5, A6	'1010 1010 1010 1010'		RBS1-026
New DSCH-RNTI	A1, A2, A3, A4, A5, A6, A7, A8	Not Present		RBS1-027
New H-RNTI	A1, A2, A3, A4, A5, A6, A7, A8	Not Present	Rel-5	RBS1-028
	, A24		Rel-8	RBS1-029

Information Element	Condition	Value/remark	Version	Index
New H-RNTI	A9, A10	'1010 1010 1010 1010'	Rel-5	RBS1-030
	, A11, A12, A13, A14, A15, A16, A16a, A17,		Rel-7	RBS1-031
	A18, A19, A20, A21, A22, A23		Rel-8	RBS1-032
CHOICE <i>mode</i>		TDD	Rel-7	RBS1-033
- New E-RNTI	A1, A2, A3, A4, A5, A6, A7, A8, A9, A10, A16, A17	Not Present	Rel-7	RBS1-034
	, A24		Rel-8	RBS1-035
- New E-RNTI	, A11, A12, A13, A14, A15	'1010 1010 1010 1010'	Rel-7	RBS1-036
	, A18, A19, A20, A21, A22, A23		Rel-8	RBS1-037
RRC State indicator	A1, A2, A3, A4, A7, A8	CELL_DCH		RBS1-038
	, A9, A10		Rel-5	RBS1-039
	, A11, A12, A13, A14, A15, A16, A16a, A17		Rel-7	RBS1-040
	A19, A20, A22, A23		Rel-8	RBS1-041
RRC State indicator	A5, A6	CELL_FACH		RBS1-042
	A18, A24		Rel-8	RBS1-043
UTRAN DRX cycle length coefficient	A1, A2, A3, A4, A5, A6, A7, A8	Not Present		RBS1-044
	, A9, A10		Rel-5	RBS1-045
	, A11, A12, A13, A14, A15, A16, A16a, A17		Rel-7	RBS1-046
	A18, A19, A20, A21, A22, A23, A24		Rel-8	RBS1-047
CN information info		Not Present		RBS1-048
URA identity		Not Present		RBS1-049
RNC support for change of UE capability		Not Present	Rel-7	RBS1-049a
- Signalling RB information to setup list		Not Present		RBS1-050
- RAB information for setup list	A1, A7			RBS1-051
- RAB info				RBS1-052
- RAB identity				RBS1-053
- CHOICE RAB identity type		RAB identity (GSM-MAP)		RBS1-054
- RAB identity		0000 0001B The first/ leftmost bit of the bit string contains the most significant bit of the RAB identity.		RBS1-055
- CN domain identity		CS domain		RBS1-056
- NAS Synchronization Indicator		Not Present		RBS1-057
- Re-establishment timer		useT314		RBS1-058
- RB information to setup list				RBS1-059
- RB information to setup				RBS1-060
- RB identity		10		RBS1-061
- PDCP info		Not Present		RBS1-062
- CHOICE RLC info type		RLC info		RBS1-063

Information Element	Condition	Value/remark	Version	Index
- CHOICE Uplink RLC mode		TM RLC		RBS1-064
- Transmission RLC discard		Not Present		RBS1-065
- Segmentation indication		FALSE		RBS1-066
- CHOICE Downlink RLC mode		TM RLC		RBS1-067
- Segmentation indication		FALSE		RBS1-068
- RB mapping info				RBS1-069
- Information for each multiplexing option				RBS1-070
- RLC logical channel mapping indicator		Not Present		RBS1-071
- Number of uplink RLC logical channels		1		RBS1-072
- Uplink transport channel type		DCH		RBS1-073
- UL Transport channel identity		1		RBS1-074
- Logical channel identity		Not Present		RBS1-075
- CHOICE <i>RLC size list</i>		Configured		RBS1-076
- MAC logical channel priority		8		RBS1-077
- Downlink RLC logical channel info				RBS1-078
- Number of downlink RLC logical channels		1		RBS1-079
- Downlink transport channel type		DCH		RBS1-080
- DL DCH Transport channel identity		6		RBS1-081
- DL DSCH Transport channel identity		Not Present		RBS1-082
- Logical channel identity		Not Present		RBS1-083
RAB information to setup list	A2, A8			RBS1-084
- RAB info				RBS1-085
- RAB identity				RBS1-086
- CHOICE RAB identity type		RAB identity (GSM-MAP)		RBS1-087
- RAB identity		0000 0001B The first/ leftmost bit of the bit string contains the most significant bit of the RAB identity.		RBS1-088
- CN domain identity		CS domain		RBS1-089
- NAS Synchronization Indicator		Not Present		RBS1-090
- Re-establishment timer		useT314		RBS1-091
- RB information to setup list				RBS1-092
- RB information to setup				RBS1-093
- RB identity		10		RBS1-094
- PDCP info		Not Present		RBS1-095
- CHOICE RLC info type		RLC info		RBS1-096
- CHOICE Uplink RLC mode		TM RLC		RBS1-097
- Transmission RLC discard		Not Present		RBS1-098
- Segmentation indication		FALSE		RBS1-099
- CHOICE Downlink RLC mode		TM RLC		RBS1-100
- Segmentation indication		FALSE		RBS1-101
- RB mapping info				RBS1-102
- Information for each multiplexing option				RBS1-103
- RLC logical channel mapping indicator		Not Present		RBS1-104
- Number of uplink RLC logical channels		1		RBS1-105
- Uplink transport channel type		DCH		RBS1-106
- UL Transport channel identity		1		RBS1-107
- Logical channel identity		Not Present		RBS1-108
- CHOICE <i>RLC size list</i>		Configured		RBS1-109
- MAC logical channel priority		6		RBS1-110
- Downlink RLC logical channel info				RBS1-111
- Number of downlink RLC logical channels		1		RBS1-112
- Downlink transport channel type		DCH		RBS1-113
- DL DCH Transport channel identity		6		RBS1-114
- DL DSCH Transport channel identity		Not Present		RBS1-115
- Logical channel identity		Not Present		RBS1-116
- RB identity		11		RBS1-117
- PDCP info		Not Present		RBS1-118
- CHOICE RLC info type		RLC info		RBS1-119
- CHOICE Uplink RLC mode		TM RLC		RBS1-120
- Transmission RLC discard		Not Present		RBS1-121

Information Element	Condition	Value/remark	Version	Index
- Segmentation indication		FALSE		RBS1-122
- CHOICE Downlink RLC mode		TM RLC		RBS1-123
- Segmentation indication		FALSE		RBS1-124
- RB mapping info				RBS1-125
- Information for each multiplexing option				RBS1-126
- RLC logical channel mapping indicator		Not Present		RBS1-127
- Number of uplink RLC logical channels		1		RBS1-128
- Uplink transport channel type		DCH		RBS1-129
- UL Transport channel identity		2		RBS1-130
- Logical channel identity		Not Present		RBS1-131
- CHOICE <i>RLC size list</i>		Configured		RBS1-132
- MAC logical channel priority		6		RBS1-133
- Downlink RLC logical channel info				RBS1-134
- Number of downlink RLC logical channels		1		RBS1-135
- Downlink transport channel type		DCH		RBS1-136
- DL DCH Transport channel identity		7		RBS1-137
- DL DSCH Transport channel identity		Not Present		RBS1-138
- Logical channel identity		Not Present		RBS1-139
- RB identity		12		RBS1-140
- PDCP info		Not Present		RBS1-141
- CHOICE RLC info type		RLC info		RBS1-142
- CHOICE Uplink RLC mode		TM RLC		RBS1-143
- Transmission RLC discard		Not Present		RBS1-144
- Segmentation indication		FALSE		RBS1-145
- CHOICE Downlink RLC mode		TM RLC		RBS1-146
- Segmentation indication		FALSE		RBS1-147
- RB mapping info				RBS1-148
- Information for each multiplexing option				RBS1-149
- RLC logical channel mapping indicator		Not Present		RBS1-150
- Number of uplink RLC logical channels		1		RBS1-151
- Uplink transport channel type		DCH		RBS1-152
- UL Transport channel identity		3		RBS1-153
- Logical channel identity		Not Present		RBS1-154
- CHOICE <i>RLC size list</i>		Configured		RBS1-155
- MAC logical channel priority		7		RBS1-156
- Downlink RLC logical channel info				RBS1-157
- Number of downlink RLC logical channels		1		RBS1-158
- Downlink transport channel type		DCH		RBS1-159
- DL DCH Transport channel identity		8		RBS1-160
- DL DSCH Transport channel identity		Not Present		RBS1-161
- Logical channel identity		Not Present		RBS1-162
RAB information for setup list	A3, A4, A5, A6			RBS1-163
- RAB info				RBS1-164
- RAB identity				RBS1-165
- CHOICE RAB identity type		RAB identity (GSM-MAP)		RBS1-166
- RAB identity		0000 0101B The first/ leftmost bit of the bit string contains the most significant bit of the RAB identity.		RBS1-167
- CN domain identity		PS domain		RBS1-168
- NAS Synchronization Indicator		Not Present		RBS1-169
- Re-establishment timer		useT315		RBS1-170
- RB information to setup list				RBS1-171
- RB information to setup				RBS1-172
- RB identity		20		RBS1-173
- PDCP info				RBS1-174
- Support for lossless SRNS relocation		FALSE		RBS1-175
- Max PDCP SN window size		Not present		RBS1-176
- PDCP PDU header		Not present		RBS1-177
- Header compression information		Not present		RBS1-178

Information Element	Condition	Value/remark	Version	Index
- CHOICE RLC info type		RLC info		RBS1-179
- CHOICE Uplink RLC mode		AM RLC		RBS1-180
- Transmission RLC discard				RBS1-181
- CHOICE SDU Discard Mode		Max DAT retransmissions		RBS1-182
- MAX_DAT		4		RBS1-183
- Timer_MRW		100		RBS1-184
- MaxMRW		4		RBS1-185
- Transmission window size		128		RBS1-186
- Timer_RST		500		RBS1-187
- Max_RST		4		RBS1-188
- Polling info				RBS1-189
- Timer_poll_prohibit		200		RBS1-190
- Timer_poll		200		RBS1-191
- Poll_PDU		Not Present		RBS1-192
- Poll_SDU		1		RBS1-193
- Last transmission PDU poll		TRUE		RBS1-194
- Last retransmission PDU poll		TRUE		RBS1-195
- Poll_Windows		99		RBS1-196
- Timer_poll_periodic		Not Present		RBS1-197
- CHOICE Downlink RLC mode		AM RLC		RBS1-198
- In-sequence delivery		TRUE		RBS1-199
- Receiving window size		128		RBS1-200
- Downlink RLC status info				RBS1-201
- Timer_status_prohibit		200		RBS1-202
- Timer_EPC		200		RBS1-203
- Missing PDU indicator		TRUE		RBS1-204
- Timer_STATUS_periodic		Not Present		RBS1-205
- RB mapping info				RBS1-206
- Information for each multiplexing option		2 RBMuxOptions		RBS1-207
- RLC logical channel mapping indicator		Not Present		RBS1-208
- Number of uplink RLC logical channels		1		RBS1-209
- Uplink transport channel type		DCH		RBS1-210
- UL Transport channel identity		1		RBS1-211
- Logical channel identity		Not Present		RBS1-212
- CHOICE RLC size list		Configured		RBS1-213
- MAC logical channel priority		8		RBS1-214
- Downlink RLC logical channel info				RBS1-215
- Number of downlink RLC logical channels		1		RBS1-216
- Downlink transport channel type		DCH		RBS1-217
- DL DCH Transport channel identity		6		RBS1-218
- DL DSCH Transport channel identity		Not Present		RBS1-219
- Logical channel identity		Not Present		RBS1-220
- RLC logical channel mapping indicator		Not Present		RBS1-221
- Number of uplink RLC logical channels		1		RBS1-222
- Uplink transport channel type		RACH		RBS1-223
- UL Transport channel identity		Not Present		RBS1-224
- Logical channel identity		7		RBS1-225
- CHOICE RLC size list		Explicit list		RBS1-226
- RLC size index		Reference to clause 6 Parameter Set		RBS1-227
- MAC logical channel priority		8		RBS1-228
- Downlink RLC logical channel info				RBS1-229
- Number of downlink RLC logical channels		1		RBS1-230
- Downlink transport channel type		FACH		RBS1-231
- DL DCH Transport channel identity		Not Present		RBS1-232
- DL DSCH Transport channel identity		Not Present		RBS1-233
- Logical channel identity		8		RBS1-234
- RAB information for setup	A9		Rel-5	RBS1-235
- RAB info		(high-speed AM DTCH for PS domain)		RBS1-236
- RAB identity		0000 0101B The first/ leftmost bit of the bit string		RBS1-237

Information Element	Condition	Value/remark	Version	Index
		contains the most significant bit of the RAB identity.		
- CN domain identity		PS domain		RBS1-238
- NAS Synchronization Indicator		Not Present		RBS1-239
- Re-establishment timer		useT315		RBS1-240
- RB information to setup				RBS1-241
- RB identity		25		RBS1-242
- PDCP info				RBS1-243
- Support for lossless SRNS relocation		FALSE		RBS1-244
- Max PDCP SN window size		Not present		RBS1-245
- PDCP PDU header		Absent		RBS1-246
- Header compression information		Not present		RBS1-247
- CHOICE RLC info type		RLC info		RBS1-248
- CHOICE Uplink RLC mode		AM RLC		RBS1-249
- Transmission RLC discard				RBS1-250
- CHOICE SDU discard mode		No Discard		RBS1-251
- MAX_DAT		15		RBS1-252
- Transmission window size		128		RBS1-253
- Timer_RST		500		RBS1-254
- Max_RST		4		RBS1-255
- Polling info				RBS1-256
- Timer_poll_prohibit		100		RBS1-257
- Timer_poll		100		RBS1-258
- Poll_PDU		Not Present		RBS1-259
- Poll_SDU		1		RBS1-260
- Last transmission PDU poll		TRUE		RBS1-261
- Last retransmission PDU poll		TRUE		RBS1-262
- Poll_Windows		99		RBS1-263
- Timer_poll_periodic		Not Present		RBS1-264
- CHOICE Downlink RLC mode		AM RLC		RBS1-265
- CHOICE Downlink RLC PDU Size		Reference to clause 6 Parameter Set		RBS1-266
- In-sequence delivery		TRUE		RBS1-267
- Receiving window size		768		RBS1-268
- Downlink RLC status info				RBS1-269
- Timer_status_prohibit		100		RBS1-270
- Timer_EPC		Not Present		RBS1-271
- Missing PDU indicator		TRUE		RBS1-272
- Timer_STATUS_periodic		Not Present		RBS1-273
- One sided RLC re-establishment		FALSE		RBS1-274
- RB mapping info				RBS1-275
- Information for each multiplexing option		3 RBMuxOptions		RBS1-276
- RLC logical channel mapping indicator		Not Present		RBS1-277
- Number of uplink RLC logical channels		1		RBS1-278
- Uplink transport channel type		DCH		RBS1-279
- UL Transport channel identity		1		RBS1-280
- Logical channel identity		Not Present		RBS1-281
- CHOICE RLC size list		Configured		RBS1-282
- MAC logical channel priority		8		RBS1-283
- Downlink RLC logical channel info				RBS1-284
- Number of downlink RLC logical channels		1		RBS1-285
- Downlink transport channel type		DCH		RBS1-286
- DL DCH Transport channel identity		6		RBS1-287
- DL DSCH Transport channel identity		Not Present		RBS1-288
- DL HS-DSCH MAC-d flow identity		Not Present		RBS1-289
- Logical channel identity		Not Present		RBS1-290
- RLC logical channel mapping indicator		Not Present		RBS1-291
- Number of uplink RLC logical channels		1		RBS1-292
- Uplink transport channel type		DCH		RBS1-293
- UL Transport channel identity		1		RBS1-294
- Logical channel identity		Not Present		RBS1-295
- CHOICE RLC size list		Configured		RBS1-296
- MAC logical channel priority		8		RBS1-297

Information Element	Condition	Value/remark	Version	Index
- Downlink RLC logical channel info				RBS1-298
- Number of downlink RLC logical channels		1		RBS1-299
- Downlink transport channel type		HS-DSCH		RBS1-300
- DL DCH Transport channel identity		Not Present		RBS1-301
- DL DSCH Transport channel identity		Not Present		RBS1-302
- DL HS-DSCH MAC-d flow identity		0		RBS1-303
- Logical channel identity		Not Present		RBS1-304
- RLC logical channel mapping indicator		Not Present		RBS1-305
- Number of uplink RLC logical channels		1		RBS1-306
- Uplink transport channel type		RACH		RBS1-307
- UL Transport channel identity		Not Present		RBS1-308
- Logical channel identity		7		RBS1-309
- CHOICE RLC size list		Explicit list		RBS1-310
- RLC size index		Reference to clause 6 Parameter Set		RBS1-311
- MAC logical channel priority		8		RBS1-312
- Downlink RLC logical channel info				RBS1-313
- Number of downlink RLC logical channels		1		RBS1-314
- Downlink transport channel type		FACH		RBS1-315
- DL DCH Transport channel identity		Not Present		RBS1-316
- DL DSCH Transport channel identity		Not Present		RBS1-317
- Logical channel identity		7		RBS1-318
- RAB information for setup	A10		Rel-5	RBS1-319
- RAB info		(high-speed AM DTCH for PS domain)		RBS1-320
- RAB identity		0000 0101B The first/ leftmost bit of the bit string contains the most significant bit of the RAB identity.		RBS1-321
- CN domain identity		PS domain		RBS1-322
- NAS Synchronization Indicator		Not Present		RBS1-323
- Re-establishment timer		useT315		RBS1-324
- RB information to setup				RBS1-325
- RB identity		25		RBS1-326
- PDCP info				RBS1-327
- Support for lossless SRNS relocation		FALSE		RBS1-328
- Max PDCP SN window size		Not present		RBS1-329
- PDCP PDU header		Absent		RBS1-330
- Header compression information		Not present		RBS1-331
- CHOICE RLC info type		RLC info		RBS1-332
- CHOICE Uplink RLC mode		AM RLC		RBS1-333
- Transmission RLC discard				RBS1-334
- CHOICE SDU discard mode		No Discard		RBS1-335
- MAX_DAT		15		RBS1-336
- Transmission window size		128		RBS1-337
- Timer_RST		500		RBS1-338
- Max_RST		4		RBS1-339
- Polling info				RBS1-340
- Timer_poll_prohibit		100		RBS1-341
- Timer_poll		100		RBS1-342
- Poll_PDU		Not Present		RBS1-343
- Poll_SDU		1		RBS1-344
- Last transmission PDU poll		TRUE		RBS1-345
- Last retransmission PDU poll		TRUE		RBS1-346
- Poll_Windows		99		RBS1-347
- Timer_poll_periodic		Not Present		RBS1-348
- CHOICE Downlink RLC mode		AM RLC		RBS1-349
- CHOICE Downlink RLC PDU Size		Reference to clause 6 Parameter Set		RBS1-350
- In-sequence delivery		TRUE		RBS1-351
- Receiving window size		768		RBS1-352
- Downlink RLC status info				RBS1-353
- Timer_status_prohibit		100		RBS1-354
- Timer_EPC		Not Present		RBS1-355

Information Element	Condition	Value/remark	Version	Index
- Missing PDU indicator		TRUE		RBS1-356
- Timer_STATUS_periodic		Not Present		RBS1-357
- One sided RLC re-establishment		FALSE		RBS1-358
- RB mapping info				RBS1-359
- Information for each multiplexing option		1 RBMuxOption		RBS1-360
- RLC logical channel mapping indicator		Not present		RBS1-361
- Number of uplink RLC logical channels		1		RBS1-362
- Uplink transport channel type		DCH		RBS1-363
- UL Transport channel identity		1		RBS1-364
- Logical channel identity		Not Present		RBS1-365
- CHOICE RLC size list		Configured		RBS1-366
- MAC logical channel priority		8		RBS1-367
- Downlink RLC logical channel info				RBS1-368
- Number of downlink RLC logical channels		1		RBS1-369
- Downlink transport channel type		HS-DSCH		RBS1-370
- DL DCH Transport channel identity		Not present		RBS1-371
- DL DSCH Transport channel identity		Not present		RBS1-372
- DL HS-DSCH MAC-d flow identity		0		RBS1-373
- Logical channel identity		Not Present		RBS1-374
- RAB information for setup	A11		Rel-7	RBS1-375
- RAB info		(high-speed AM DTCH for PS domain)		RBS1-376
- RAB identity		0000 0101B The first/ leftmost bit of the bit string contains the most significant bit of the RAB identity.		RBS1-377
- CN domain identity		PS domain		RBS1-378
- NAS Synchronization Indicator		Not Present		RBS1-379
- Re-establishment timer		useT315		RBS1-380
- RB information to setup				RBS1-381
- RB identity		25		RBS1-382
- PDCP info				RBS1-383
- Support for lossless SRNS relocation		FALSE		RBS1-384
- Max PDCP SN window size		Not present		RBS1-385
- PDCP PDU header		Absent		RBS1-386
- Header compression information		Not present		RBS1-387
- CHOICE RLC info type		RLC info		RBS1-388
- CHOICE Uplink RLC mode		AM RLC		RBS1-389
- Transmission RLC discard				RBS1-390
- CHOICE SDU discard mode		No Discard		RBS1-391
- MAX_DAT		15		RBS1-392
- Transmission window size		256		RBS1-393
- Timer_RST		500		RBS1-394
- Max_RST		4		RBS1-395
- Polling info				RBS1-396
- Timer_poll_prohibit		100		RBS1-397
- Timer_poll		100		RBS1-398
- Poll_PDU		Not Present		RBS1-399
- Poll_SDU		1		RBS1-400
- Last transmission PDU poll		TRUE		RBS1-401
- Last retransmission PDU poll		TRUE		RBS1-402
- Poll_Windows		99		RBS1-403
- Timer_poll_periodic		Not Present		RBS1-404
- CHOICE Downlink RLC mode		AM RLC		RBS1-405
- CHOICE Downlink RLC PDU Size		Reference to clause 6 Parameter Set		RBS1-406
- In-sequence delivery		TRUE		RBS1-407
- Receiving window size		768		RBS1-408
- Downlink RLC status info				RBS1-409
- Timer_status_prohibit		100		RBS1-410
- Timer_EPC		Not Present		RBS1-411
- Missing PDU indicator		TRUE		RBS1-412
- Timer_STATUS_periodic		Not Present		RBS1-413
- One sided RLC re-establishment		FALSE		RBS1-414
- RB mapping info				RBS1-415
- Information for each multiplexing option		3 RBMuxOptions		RBS1-416

Information Element	Condition	Value/remark	Version	Index
<ul style="list-style-type: none"> - RLC logical channel mapping indicator - Number of uplink RLC logical channels - Uplink transport channel type - UL Transport channel identity - Logical channel identity - CHOICE RLC size list - MAC logical channel priority - Downlink RLC logical channel info - Number of downlink RLC logical channels - Downlink transport channel type - DL DCH Transport channel identity - DL DSCH Transport channel identity - DL HS-DSCH MAC-d flow identity - Logical channel identity - RLC logical channel mapping indicator - Number of uplink RLC logical channels - Uplink transport channel type - Logical channel identity - E-DCH MAC-d flow identity - CHOICE RLC PDU size - DDI - RLC PDU size list - RLC PDU size - CHOICE RLC PDU size - Length indicator size - Minimum UL RLC PDU size - Largest UL RLC PDU size - Include in scheduling info - MAC logical channel priority - Downlink RLC logical channel info - Number of downlink RLC logical channels - Downlink transport channel type - DL DCH Transport channel identity - DL DSCH Transport channel identity - DL HS-DSCH MAC-d flow identity - Logical channel identity - RLC logical channel mapping indicator - Number of uplink RLC logical channels - Uplink transport channel type - UL Transport channel identity - Logical channel identity - CHOICE RLC size list - RLC size index - MAC logical channel priority - Downlink RLC logical channel info - Number of downlink RLC logical channels - Downlink transport channel type - DL DCH Transport channel identity - DL DSCH Transport channel identity 	MAC-I-FIXED	Not Present	Rel-8	RBS1-417
		1		RBS1-418
		DCH		RBS1-419
		1		RBS1-420
		Not Present		RBS1-421
		Configured		RBS1-422
		8		RBS1-423
		1		RBS1-424
		DCH		RBS1-426
		6		RBS1-427
		Not Present		RBS1-428
		Not Present		RBS1-429
		Not Present		RBS1-430
		Not Present		RBS1-431
		1		RBS1-432
	E-DCH	RBS1-433		
	7	RBS1-434		
	2	RBS1-435		
	Fixed size	RBS1-436		
	MAC-I-FLEX	5	RBS1-437	
		1 RLC PDU size	RBS1-438	
		336 bits	RBS1-439	
		Flexible size	RBS1-440	
		Not present	RBS1-441	
		See clause 6.11	RBS1-442	
		See clause 6.11	RBS1-443	
		TRUE	RBS1-444	
		8	RBS1-445	
		1	RBS1-446	
		1	RBS1-447	
		HS-DSCH	RBS1-448	
		Not Present	RBS1-449	
		Not Present	RBS1-450	
0		RBS1-451		
Not Present		RBS1-452		
Not Present		RBS1-453		
1		RBS1-454		
RACH	RBS1-455			
Not Present	RBS1-456			
7	RBS1-457			
Explicit list	RBS1-458			
Reference to clause 6 Parameter Set	RBS1-459			
8	RBS1-460			
1	RBS1-461			
1	RBS1-462			
FACH	RBS1-463			
Not Present	RBS1-464			
Not Present	RBS1-465			
- RAB information for setup	A12, A13, A14, A15 A19, A20		Rel-7	RBS1-466
- RAB info		(high-speed AM DTCH for PS domain)	Rel-8	RBS1-467
- RAB identity		0000 0101B		RBS1-468
		The first/ leftmost bit of the bit string contains the most significant bit of the RAB identity.		RBS1-469
- CN domain identity		PS domain		RBS1-470
- NAS Synchronization Indicator		Not Present		RBS1-471
- Re-establishment timer		useT315		RBS1-472
- RB information to setup				RBS1-473
- RB identity		25		RBS1-474

Information Element	Condition	Value/remark	Version	Index
- PDCP info				RBS1-475
- Support for lossless SRNS relocation		FALSE		RBS1-476
- Max PDCP SN window size		Not present		RBS1-477
- PDCP PDU header		Absent		RBS1-478
- Header compression information		Not present		RBS1-479
- CHOICE RLC info type		RLC info		RBS1-480
- CHOICE Uplink RLC mode		AM RLC		RBS1-481
- Transmission RLC discard				RBS1-482
- CHOICE SDU discard mode		No Discard		RBS1-483
- MAX_DAT		15		RBS1-484
- Transmission window size		256		RBS1-485
- Timer_RST		500		RBS1-486
- Max_RST		4		RBS1-487
- Polling info				RBS1-488
- Timer_poll_prohibit		100		RBS1-489
- Timer_poll		100		RBS1-490
- Poll_PDU		Not Present		RBS1-491
- Poll_SDU		1		RBS1-492
- Last transmission PDU poll		TRUE		RBS1-493
- Last retransmission PDU poll		TRUE		RBS1-494
- Poll_Windows		99		RBS1-495
- Timer_poll_periodic		Not Present		RBS1-496
- CHOICE Downlink RLC mode		AM RLC		RBS1-497
- CHOICE Downlink RLC PDU Size		Reference to clause 6 Parameter Set		RBS1-498
- In-sequence delivery		TRUE		RBS1-499
- Receiving window size		768		RBS1-500
- Downlink RLC status info				RBS1-501
- Timer_status_prohibit		100		RBS1-502
- Timer_EPC		Not Present		RBS1-503
- Missing PDU indicator		TRUE		RBS1-504
- Timer_STATUS_periodic		Not Present		RBS1-505
- One sided RLC re-establishment		FALSE		RBS1-506
- RB mapping info				RBS1-507
- Information for each multiplexing option		1 RBMuxOption		RBS1-508
- RLC logical channel mapping indicator		Not Present		RBS1-509
- Number of uplink RLC logical channels		1		RBS1-510
- Uplink transport channel type		E-DCH		RBS1-511
- Logical channel identity		7		RBS1-512
- E-DCH MAC-d flow identity		2		RBS1-513
- CHOICE RLC PDU size	MAC-I-FIXED	Fixed size	Rel-8	RBS1-514
- DDI		5		RBS1-515
- RLC PDU size list		1 RLC PDU size		RBS1-516
- RLC PDU size		336 bits		RBS1-517
- CHOICE RLC PDU size	MAC-I-FLEX	Flexible size	Rel-8	RBS1-518
- Length indicator size		Not present		RBS1-519
- Minimum UL RLC PDU size		See clause 6.11		RBS1-520
- Largest UL RLC PDU size		See clause 6.11		RBS1-521
- Include in scheduling info		TRUE		RBS1-522
- MAC logical channel priority		8		RBS1-523
- Downlink RLC logical channel info				RBS1-524
- Number of downlink RLC logical channels		1		RBS1-525
- Downlink transport channel type		HS-DSCH		RBS1-526
- DL DCH Transport channel identity		Not present		RBS1-527
- DL DSCH Transport channel identity		Not present		RBS1-528
- DL HS-DSCH MAC-d flow identity		0		RBS1-529
- Logical channel identity		Not Present		RBS1-530
- RAB information for setup	A14		Rel-7	RBS1-531
- RAB info		(second high-speed AM DTCH for PS domain)		RBS1-532
- RAB identity		0000 0110B The first/ leftmost bit of the bit string contains the most significant bit of the RAB identity.		RBS1-533
- CN domain identity		PS domain		RBS1-534

Information Element	Condition	Value/remark	Version	Index
- NAS Synchronization Indicator		Not Present		RBS1-535
- Re-establishment timer		useT315		RBS1-536
- RB information to setup				RBS1-537
- RB identity		17		RBS1-538
- PDCP info				RBS1-539
- Support for lossless SRNS relocation		FALSE		RBS1-540
- Max PDCP SN window size		Not present		RBS1-541
- PDCP PDU header		Absent		RBS1-542
- Header compression information		Not present		RBS1-543
- CHOICE RLC info type		RLC info		RBS1-544
- CHOICE Uplink RLC mode		AM RLC		RBS1-545
- Transmission RLC discard				RBS1-546
- CHOICE SDU discard mode		No Discard		RBS1-547
- MAX_DAT		15		RBS1-548
- Transmission window size		256		RBS1-549
- Timer_RST		500		RBS1-550
- Max_RST		4		RBS1-551
- Polling info				RBS1-552
- Timer_poll_prohibit		100		RBS1-553
- Timer_poll		100		RBS1-554
- Poll_PDU		Not Present		RBS1-555
- Poll_SDU		1		RBS1-556
- Last transmission PDU poll		TRUE		RBS1-557
- Last retransmission PDU poll		TRUE		RBS1-558
- Poll_Windows		99		RBS1-559
- Timer_poll_periodic		Not Present		RBS1-560
- CHOICE Downlink RLC mode		AM RLC		RBS1-561
- CHOICE Downlink RLC PDU Size		Reference to clause 6 Parameter Set		RBS1-562
- In-sequence delivery		TRUE		RBS1-563
- Receiving window size		768		RBS1-564
- Downlink RLC status info				RBS1-565
- Timer_status_prohibit		100		RBS1-566
- Timer_EPC		Not Present		RBS1-567
- Missing PDU indicator		TRUE		RBS1-568
- Timer_STATUS_periodic		Not Present		RBS1-569
- One sided RLC re-establishment		FALSE		RBS1-570
- RB mapping info				RBS1-571
- Information for each multiplexing option		1 RBMuxOption		RBS1-572
- RLC logical channel mapping indicator		Not Present		RBS1-573
- Number of uplink RLC logical channels		1		RBS1-574
- Uplink transport channel type		E-DCH		RBS1-575
- Logical channel identity		8		RBS1-576
- E-DCH MAC-d flow identity		3		RBS1-577
- CHOICE RLC PDU size	MAC-I-FIXED	Fixed size	Rel-8	RBS1-578
- DDI		6		RBS1-579
- RLC PDU size list		1 RLC PDU size		RBS1-580
- RLC PDU size		336 bits		RBS1-581
- CHOICE RLC PDU size	MAC-I-FLEX	Flexible size	Rel-8	RBS1-582
- Length indicator size		Not present		RBS1-583
- Minimum UL RLC PDU size		See clause 6.11		RBS1-584
- Largest UL RLC PDU size		See clause 6.11		RBS1-585
- Include in scheduling info		TRUE		RBS1-586
- MAC logical channel priority		8		RBS1-587
- Downlink RLC logical channel info				RBS1-588
- Number of downlink RLC logical channels		1		RBS1-589
- Downlink transport channel type		HS-DSCH		RBS1-590
- DL DCH Transport channel identity		Not present		RBS1-591
- DL DSCH Transport channel identity		Not present		RBS1-592
- DL HS-DSCH MAC-d flow identity		2		RBS1-593
- Logical channel identity		Not Present		RBS1-594
- RAB information for setup	A15		Rel-7	RBS1-595
- RAB info		(Conversational UM DTCH for PS domain)		RBS1-596
- RAB identity		0000 0110B		RBS1-597

Information Element	Condition	Value/remark	Version	Index
<ul style="list-style-type: none"> - CN domain identity - NAS Synchronization Indicator - Re-establishment timer - RB information to setup - RB identity - PDCP info - Support for lossless SRNS relocation - Max PDCP SN window size - PDCP PDU header - Header compression information - CHOICE RLC info type - CHOICE Uplink RLC mode - Transmission RLC discard - CHOICE Downlink RLC mode - DL UM RLC LI size - DL Reception Window Size - One sided RLC re-establishment - Alternative E-bit interpretation - RB mapping info - Information for each multiplexing option - RLC logical channel mapping indicator - Number of uplink RLC logical channels - Uplink transport channel type - Logical channel identity - E-DCH MAC-d flow identity - CHOICE RLC PDU size 	MAC-I-FIXED	The first/ leftmost bit of the bit string contains the most significant bit of the RAB identity.	Rel-8	RBS1-598
		PS domain		RBS1-599
		Not Present		RBS1-600
		useT314		RBS1-601
		27		RBS1-602
				RBS1-603
		FALSE		RBS1-604
		Not present		RBS1-605
		Absent		RBS1-606
		Not present		RBS1-607
		RLC info		RBS1-608
		UM RLC		RBS1-609
		Not present		RBS1-610
		UM RLC		RBS1-611
		7		RBS1-612
		32		RBS1-613
		FALSE		RBS1-614
		Not present		RBS1-615
				RBS1-616
		1 RBmuxOption		RBS1-617
		Not Present		RBS1-618
		1		RBS1-619
		E-DCH		RBS1-620
		9		RBS1-621
		4		RBS1-622
		Fixed size		RBS1-623
				RBS1-624
		7		RBS1-625
		12 RLC PDU sizes		RBS1-626
		96 bits		RBS1-627
		112 bits		RBS1-628
		144 bits		RBS1-629
160 bits	RBS1-630			
176 bits	RBS1-631			
192 bits	RBS1-632			
208 bits	RBS1-633			
224 bits	RBS1-634			
288 bits	RBS1-635			
296 bits	RBS1-636			
312 bits	RBS1-637			
336 bits	RBS1-638			
Flexible size	RBS1-639			
	RBS1-640			
Not present	RBS1-641			
See clause 6.11	RBS1-642			
See clause 6.11	RBS1-643			
TRUE	RBS1-644			
8	RBS1-645			
1	RBS1-646			
HS-DSCH	RBS1-647			
Not present	RBS1-648			
Not present	RBS1-649			
3	RBS1-650			
Not Present				
- RAB information for setup	A16,		Rel-7	RBS1-651
	A21		Rel-8	RBS1-652
- RAB info		(high-speed AM DTCH for PS domain)		RBS1-653
- RAB identity		0000 0101B The first/ leftmost bit of the bit string contains the most significant bit of the RAB identity.		RBS1-654

Information Element	Condition	Value/remark	Version	Index
- CN domain identity		PS domain		RBS1-655
- NAS Synchronization Indicator		Not Present		RBS1-656
- Re-establishment timer		useT315		RBS1-657
- RB information to setup				RBS1-658
- RB identity		25		RBS1-659
- PDCP info				RBS1-660
- Support for lossless SRNS relocation		FALSE		RBS1-661
- Max PDCP SN window size		Not present		RBS1-662
- PDCP PDU header		Absent		RBS1-663
- Header compression information		Not present		RBS1-664
- CHOICE RLC info type		RLC info		RBS1-665
- CHOICE Uplink RLC mode		AM RLC		RBS1-666
- Transmission RLC discard				RBS1-667
- CHOICE SDU discard mode		No Discard		RBS1-668
- MAX_DAT		15		RBS1-669
- Transmission window size		128		RBS1-670
- Timer_RST		500		RBS1-671
- Max_RST		4		RBS1-672
- Polling info				RBS1-673
- Timer_poll_prohibit		100		RBS1-674
- Timer_poll		100		RBS1-675
- Poll_PDU		Not Present		RBS1-676
- Poll_SDU		1		RBS1-677
- Last transmission PDU poll		TRUE		RBS1-678
- Last retransmission PDU poll		TRUE		RBS1-679
- Poll_Windows		99		RBS1-680
- Timer_poll_periodic		Not Present		RBS1-681
- CHOICE Downlink RLC mode		AM RLC		RBS1-682
- CHOICE Downlink RLC PDU Size		Reference to clause 6 Parameter Set		RBS1-683
- Length indicator size		This IE is present and set to "7" if Downlink RLC PDU Size is set to "Flexible"		RBS1-684
- In-sequence delivery		TRUE		RBS1-685
- Receiving window size		768		RBS1-686
- Downlink RLC status info				RBS1-687
- Timer_status_prohibit		100		RBS1-688
- Timer_EPC		Not Present		RBS1-689
- Missing PDU indicator		TRUE		RBS1-690
- Timer_STATUS_periodic		Not Present		RBS1-691
- One sided RLC re-establishment		FALSE		RBS1-692
- Alternative E-bit interpretation		Not present		RBS1-693
- Use special value of HE field		TRUE		RBS1-694
- RB mapping info				RBS1-695
- Information for each multiplexing option		1 RBMuxOption		RBS1-696
- RLC logical channel mapping indicator		Not present		RBS1-697
- Number of uplink RLC logical channels		1		RBS1-698
- Uplink transport channel type		DCH		RBS1-699
- UL Transport channel identity		1		RBS1-700
- Logical channel identity		Not Present		RBS1-701
- CHOICE RLC size list		Configured		RBS1-702
- MAC logical channel priority		8		RBS1-703
- Downlink RLC logical channel info				RBS1-704
- Number of downlink RLC logical channels		1		RBS1-705
- Downlink transport channel type		HS-DSCH		RBS1-706
- DL DCH Transport channel identity		Not present		RBS1-707
- DL DSCH Transport channel identity		Not present		RBS1-708
- CHOICE DL MAC header type		MAC-ehs		RBS1-709
- DL HS-DSCH MAC-ehs Queue Id		0		RBS1-710
- Logical channel identity		7		RBS1-711
- RAB information for setup	A16a		Rel-7	RBS1-712
- RAB info		(high-speed AM DTCH for PS domain)		RBS1-713
- RAB identity		0000 0101B The first/ leftmost bit of the bit string		RBS1-714

Information Element	Condition	Value/remark	Version	Index
		contains the most significant bit of the RAB identity.		
- CN domain identity		PS domain		RBS1-715
- NAS Synchronization Indicator		Not Present		RBS1-716
- Re-establishment timer		useT315		RBS1-717
- RB information to setup				RBS1-718
- RB identity		25		RBS1-719
- PDCP info				RBS1-720
- Support for lossless SRNS relocation		FALSE		RBS1-721
- Max PDCP SN window size		Not present		RBS1-722
- PDCP PDU header		Absent		RBS1-723
- Header compression information		Not present		RBS1-724
- CHOICE RLC info type		RLC info		RBS1-725
- CHOICE Uplink RLC mode		AM RLC		RBS1-726
- Transmission RLC discard				RBS1-727
- CHOICE SDU discard mode		No Discard		RBS1-728
- MAX_DAT		15		RBS1-729
- Transmission window size		256		RBS1-730
- Timer_RST		500		RBS1-731
- Max_RST		4		RBS1-732
- Polling info				RBS1-733
- Timer_poll_prohibit		100		RBS1-734
- Timer_poll		100		RBS1-735
- Poll_PDU		Not Present		RBS1-736
- Poll_SDU		1		RBS1-737
- Last transmission PDU poll		TRUE		RBS1-738
- Last retransmission PDU poll		TRUE		RBS1-739
- Poll_Windows		99		RBS1-740
- Timer_poll_periodic		Not Present		RBS1-741
- CHOICE Downlink RLC mode		AM RLC		RBS1-742
- CHOICE Downlink RLC PDU Size		Reference to clause 6 Parameter Set		RBS1-743
- Length indicator size		This IE is present and set to "7" if Downlink RLC PDU Size is set to "Flexible"		RBS1-744
- In-sequence delivery		TRUE		RBS1-745
- Receiving window size		768		RBS1-746
- Downlink RLC status info				RBS1-747
- Timer_status_prohibit		100		RBS1-748
- Timer_EPC		Not Present		RBS1-749
- Missing PDU indicator		TRUE		RBS1-750
- Timer_STATUS_periodic		Not Present		RBS1-751
- One sided RLC re-establishment		FALSE		RBS1-752
- Alternative E-bit interpretation		Not present		RBS1-753
- Use special value of HE field		TRUE		RBS1-754
- RB mapping info				RBS1-755
- Information for each multiplexing option		1 RBMuxOption		RBS1-756
- RLC logical channel mapping indicator		Not Present		RBS1-757
- Number of uplink RLC logical channels		1		RBS1-758
- Uplink transport channel type		E-DCH		RBS1-759
- Logical channel identity		7		RBS1-760
- E-DCH MAC-d flow identity		2		RBS1-761
- CHOICE RLC PDU size	MAC-I-FIXED	Fixed size	Rel-8	RBS1-762
- DDI		5		RBS1-763
- RLC PDU size list		1 RLC PDU size		RBS1-764
- RLC PDU size		336 bits		RBS1-765
- CHOICE RLC PDU size	MAC-I-FLEX	Flexible size	Rel-8	RBS1-766
- Length indicator size		- 15 bit		RBS1-767
- Minimum UL RLC PDU size		See clause 6.10		RBS1-768
- Largest UL RLC PDU size		See clause 6.10		RBS1-769
- Include in scheduling info		TRUE		RBS1-770
- MAC logical channel priority		8		RBS1-771
- Downlink RLC logical channel info				RBS1-772
- Number of downlink RLC logical		1		RBS1-773

Information Element	Condition	Value/remark	Version	Index
channels				
- Downlink transport channel type		HS-DSCH		RBS1-774
- DL DCH Transport channel identity		Not present		RBS1-775
- DL DSCH Transport channel identity		Not present		RBS1-776
- CHOICE DL MAC header type		MAC-ehs		RBS1-777
- DL HS-DSCH MAC-ehs Queue Id		0		RBS1-778
- Logical channel identity		7		RBS1-779
- RAB information for setup	A17		Rel-7	RBS1-780
- RAB info		(high-speed UM DTCH for PS domain)		RBS1-781
- RAB identity		0000 0101B The first/ leftmost bit of the bit string contains the most significant bit of the RAB identity.		RBS1-782
- CN domain identity		PS domain		RBS1-783
- NAS Synchronization Indicator		Not Present		RBS1-784
- Re-establishment timer		useT315		RBS1-785
- RB information to setup				RBS1-786
- RB identity		25		RBS1-787
- PDCP info				RBS1-788
- Support for lossless SRNS relocation		FALSE		RBS1-789
- Max PDCP SN window size		Not present		RBS1-790
- PDCP PDU header		Absent		RBS1-791
- Header compression information		Not present		RBS1-792
- CHOICE RLC info type		RLC info		RBS1-793
- CHOICE Uplink RLC mode		UM RLC		RBS1-794
- Transmission RLC discard		Not present		RBS1-795
- CHOICE Downlink RLC mode		UM RLC		RBS1-796
- DL UM RLC LI size		7		RBS1-797
- DL Reception Window Size		Not present		RBS1-798
- One sided RLC re-establishment		FALSE		RBS1-799
- Alternative E-bit interpretation		TRUE		RBS1-800
- Use special value of HE field		Not present		RBS1-801
- RB mapping info				RBS1-802
- Information for each multiplexing option		1 RBMuxOption		RBS1-803
- RLC logical channel mapping indicator		Not present		RBS1-804
- Number of uplink RLC logical channels		1		RBS1-805
- Uplink transport channel type		DCH		RBS1-806
- UL Transport channel identity		1		RBS1-807
- Logical channel identity		Not Present		RBS1-808
- CHOICE RLC size list		Configured		RBS1-809
- MAC logical channel priority		8		RBS1-810
- Downlink RLC logical channel info				RBS1-811
- Number of downlink RLC logical channels		1		RBS1-812
channels				
- Downlink transport channel type		HS-DSCH		RBS1-813
- DL DCH Transport channel identity		Not present		RBS1-814
- DL DSCH Transport channel identity		Not present		RBS1-815
- CHOICE DL MAC header type		MAC-ehs		RBS1-816
- DL HS-DSCH MAC-ehs Queue Id		0		RBS1-817
- Logical channel identity		7		RBS1-818
- RAB information for setup	A18		Rel-8	RBS1-819
- RAB info		(high-speed AM DTCH for PS domain)		RBS1-820
- RAB identity		0000 0101B The first/ leftmost bit of the bit string contains the most significant bit of the RAB identity.		RBS1-821
- CN domain identity		PS domain		RBS1-822
- NAS Synchronization Indicator		Not Present		RBS1-823
- Re-establishment timer		useT315		RBS1-824
- RB information to setup				RBS1-825
- RB identity		25		RBS1-826
- PDCP info				RBS1-827
- Support for lossless SRNS relocation		FALSE		RBS1-828

Information Element	Condition	Value/remark	Version	Index
- Max PDCP SN window size		Not present		RBS1-829
- PDCP PDU header		Absent		RBS1-830
- Header compression information		Not present		RBS1-831
- CHOICE RLC info type		RLC info		RBS1-832
- CHOICE Uplink RLC mode		AM RLC		RBS1-833
- Transmission RLC discard				RBS1-834
- CHOICE SDU discard mode		No Discard		RBS1-835
- MAX_DAT		15		RBS1-836
- Transmission window size		128		RBS1-837
- Timer_RST		500		RBS1-838
- Max_RST		4		RBS1-839
- Polling info				RBS1-840
- Timer_poll_prohibit		100		RBS1-841
- Timer_poll		100		RBS1-842
- Poll_PDU		Not Present		RBS1-843
- Poll_SDU		1		RBS1-844
- Last transmission PDU poll		TRUE		RBS1-845
- Last retransmission PDU poll		TRUE		RBS1-846
- Poll_Windows		99		RBS1-847
- Timer_poll_periodic		Not Present		RBS1-848
- CHOICE Downlink RLC mode		AM RLC		RBS1-849
- CHOICE Downlink RLC PDU Size		Reference to clause 6 Parameter Set		RBS1-850
- Length indicator size		This IE is present and set to "7" if Downlink RLC PDU Size is set to "Flexible"		RBS1-851
- In-sequence delivery		TRUE		RBS1-852
- Receiving window size		768		RBS1-853
- Downlink RLC status info				RBS1-854
- Timer_status_prohibit		100		RBS1-855
- Timer_EPC		Not Present		RBS1-856
- Missing PDU indicator		TRUE		RBS1-857
- Timer_STATUS_periodic		Not Present		RBS1-858
- One sided RLC re-establishment		FALSE		RBS1-859
- Alternative E-bit interpretation		Not present		RBS1-860
- Use special value of HE field		TRUE		RBS1-861
- RB mapping info				RBS1-862
- Information for each multiplexing option		1 RBMuxOption		RBS1-863
- RLC logical channel mapping indicator		Not present		RBS1-864
- Number of uplink RLC logical channels		1		RBS1-865
- Uplink transport channel type		E-DCH		RBS1-866
- Logical channel identity		9		RBS1-867
- E-DCH MAC-d flow identity		4		RBS1-868
- CHOICE RLC PDU size	MAC-I-FIXED	Fixed size	Rel-8	RBS1-869
- DDI		7		RBS1-870
- RLC PDU size list		12 RLC PDU sizes		RBS1-871
- RLC PDU size		96 bits		RBS1-872
- RLC PDU size		112 bits		RBS1-873
- RLC PDU size		144 bits		RBS1-874
- RLC PDU size		160 bits		RBS1-875
- RLC PDU size		176 bits		RBS1-876
- RLC PDU size		192 bits		RBS1-877
- RLC PDU size		208 bits		RBS1-878
- RLC PDU size		224 bits		RBS1-879
- RLC PDU size		288 bits		RBS1-880
- RLC PDU size		296 bits		RBS1-881
- RLC PDU size		312 bits		RBS1-882
- RLC PDU size		336 bits		RBS1-883
- CHOICE RLC PDU size	MAC-I-FLEX	Flexible size	Rel-8	RBS1-884
- Length indicator size		Not present		RBS1-885
- Minimum UL RLC PDU size		See clause 6.11		RBS1-886
- Largest UL RLC PDU size		See clause 6.11		RBS1-887
- Include in scheduling info		TRUE		RBS1-888

Information Element	Condition	Value/remark	Version	Index
- MAC logical channel priority		8		RBS1-889
- Downlink RLC logical channel info				RBS1-890
- Number of downlink RLC logical channels		1		RBS1-891
- Downlink transport channel type		HS-DSCH		RBS1-892
- DL DCH Transport channel identity		Not present		RBS1-893
- DL DSCH Transport channel identity		Not present		RBS1-894
- CHOICE <i>DL MAC header type</i>		MAC-ehs		RBS1-895
- DL HS-DSCH MAC-ehs Queue Id		0		RBS1-896
- Logical channel identity		7		RBS1-897
- RAB information for setup	A22		Rel-8	RBS1-898
- RAB info		(first UM DTCH for PS domain)		RBS1-899
- RAB identity		0000 0101B		RBS1-900
		The first/ leftmost bit of the bit string contains the most significant bit of the RAB identity.		
- CN domain identity		PS domain		RBS1-901
- NAS Synchronization Indicator		Not Present		RBS1-902
- Re-establishment timer		useT315		RBS1-903
- RB information to setup				RBS1-904
- RB identity		26		RBS1-905
- PDCP info				RBS1-906
- Support for lossless SRNS relocation		FALSE		RBS1-907
- Max PDCP SN window size		Not present		RBS1-908
- PDCP PDU header		Absent		RBS1-909
- Header compression information		Not present		RBS1-910
- CHOICE RLC info type		RLC info		RBS1-911
- CHOICE Uplink RLC mode		UM RLC		RBS1-912
- Transmission RLC discard		Not present		RBS1-913
- CHOICE Downlink RLC mode		UM RLC		RBS1-914
- DL UM RLC LI size		7		RBS1-915
- DL Reception Window Size		Not present		RBS1-916
- Alternative E-bit interpretation		TRUE		RBS1-917
- One sided RLC re-establishment		FALSE		RBS1-918
- RB mapping info				RBS1-919
- Information for each multiplexing option		1 RBMuxOption		RBS1-920
- RLC logical channel mapping indicator		Not Present		RBS1-921
- Number of uplink RLC logical channels		1		RBS1-922
- Uplink transport channel type		E-DCH		RBS1-923
- Logical channel identity		7		RBS1-924
- E-DCH MAC-d flow identity		2		RBS1-925
- CHOICE RLC PDU size		Flexible size		RBS1-926
- Length indicator size		Not present		RBS1-927
- Minimum UL RLC PDU size		See clause 6.10		RBS1-928
- Largest UL RLC PDU size		See clause 6.10		RBS1-929
- Include in scheduling info		TRUE		RBS1-930
- MAC logical channel priority		8		RBS1-931
- Downlink RLC logical channel info				RBS1-932
- Number of downlink RLC logical channels		1		RBS1-933
- Downlink transport channel type		HS-DSCH		RBS1-934
- DL DCH Transport channel identity		Not present		RBS1-935
- DL DSCH Transport channel identity		Not present		RBS1-936
- CHOICE <i>DL MAC header type</i>		MAC-ehs		RBS1-937
- DL HS-DSCH MAC-ehs Queue Id		2		RBS1-938
- Logical channel identity		7		RBS1-939
- RAB information for setup	A22		Rel-8	RBS1-940
- RAB info		(second high-speed UM DTCH for PS domain)		RBS1-941
- RAB identity		0000 0110B		RBS1-942
		The first/ leftmost bit of the bit string contains the most significant bit of the RAB identity.		
- CN domain identity		PS domain		RBS1-943
- NAS Synchronization Indicator		Not Present		RBS1-944
- Re-establishment timer		useT315		RBS1-945
- RB information to setup				RBS1-946

Information Element	Condition	Value/remark	Version	Index
<ul style="list-style-type: none"> - RB identity - PDCP info - Support for lossless SRNS relocation - Max PDCP SN window size - PDCP PDU header - Header compression information - CHOICE RLC info type - CHOICE Uplink RLC mode - Transmission RLC discard - CHOICE Downlink RLC mode - DL UM RLC LI size - DL Reception Window Size - Alternative E-bit interpretation - One sided RLC re-establishment - RB mapping info - Information for each multiplexing option - RLC logical channel mapping indicator - Number of uplink RLC logical channels - Uplink transport channel type - Logical channel identity - E-DCH MAC-d flow identity - CHOICE RLC PDU size - Length indicator size - Minimum UL RLC PDU size - Largest UL RLC PDU size - Include in scheduling info - MAC logical channel priority - Downlink RLC logical channel info - Number of downlink RLC logical channels - Downlink transport channel type - DL DCH Transport channel identity - DL DSCH Transport channel identity - CHOICE <i>DL MAC header type</i> - DL HS-DSCH MAC-ehs Queue Id - Logical channel identity 		27		RBS1-947
		RBS1-948		
		RBS1-949		
		RBS1-950		
		RBS1-951		
		RBS1-952		
		RBS1-953		
		RBS1-954		
		RBS1-955		
		RBS1-956		
		RBS1-957		
		RBS1-958		
		RBS1-959		
		RBS1-960		
		RBS1-961		
		RBS1-962		
		RBS1-963		
		RBS1-964		
		RBS1-965		
		RBS1-966		
		RBS1-967		
		RBS1-968		
		RBS1-969		
		RBS1-970		
		RBS1-971		
		RBS1-972		
		RBS1-973		
		RBS1-974		
		RBS1-975		
		RBS1-976		
		RBS1-977		
RBS1-978				
RBS1-979				
RBS1-980				
RBS1-981				
- RAB information for setup	A22	(third high-speed UM DTCH for PS domain)	Rel-8	RBS1-982
- RAB info		0000 0111B		RBS1-983
- RAB identity		The first/ leftmost bit of the bit string contains the most significant bit of the RAB identity.		RBS1-984
- CN domain identity		PS domain		RBS1-985
- NAS Synchronization Indicator		Not Present		RBS1-986
- Re-establishment timer		useT315		RBS1-987
- RB information to setup				RBS1-988
- RB identity		21		RBS1-989
- PDCP info				RBS1-990
- Support for lossless SRNS relocation		FALSE		RBS1-991
- Max PDCP SN window size		Not present		RBS1-992
- PDCP PDU header		Absent		RBS1-993
- Header compression information		Not present		RBS1-994
- CHOICE RLC info type		RLC info		RBS1-995
- CHOICE Uplink RLC mode		UM RLC		RBS1-996
- Transmission RLC discard		Not present		RBS1-997
- CHOICE Downlink RLC mode		UM RLC		RBS1-998
- DL UM RLC LI size		7		RBS1-999
- DL Reception Window Size		Not present		RBS1-1000
- Alternative E-bit interpretation		TRUE		RBS1-1001
- One sided RLC re-establishment		FALSE		RBS1-1002
- RB mapping info		RBS1-1003		
- Information for each multiplexing option	1 RBMuxOption	RBS1-1004		
- RLC logical channel mapping indicator	Not Present	RBS1-1005		
- Number of uplink RLC logical channels	1	RBS1-1006		
- Uplink transport channel type	E-DCH	RBS1-1007		
- Logical channel identity	9	RBS1-1008		

Information Element	Condition	Value/remark	Version	Index
<ul style="list-style-type: none"> - E-DCH MAC-d flow identity - CHOICE RLC PDU size <ul style="list-style-type: none"> - Length indicator size - Minimum UL RLC PDU size - Largest UL RLC PDU size - Include in scheduling info - MAC logical channel priority - Downlink RLC logical channel info - Number of downlink RLC logical channels - Downlink transport channel type - DL DCH Transport channel identity - DL DSCH Transport channel identity - CHOICE <i>DL MAC header type</i> <ul style="list-style-type: none"> - DL HS-DSCH MAC-ehs Queue Id - Logical channel identity 		<ul style="list-style-type: none"> 4 Flexible size Not present See clause 6.10 See clause 6.10 TRUE 8 1 HS-DSCH Not present Not present MAC-ehs 4 9 		<ul style="list-style-type: none"> RBS1-1009 RBS1-1010 RBS1-1011 RBS1-1012 RBS1-1013 RBS1-1014 RBS1-1015 RBS1-1016 RBS1-1017 RBS1-1018 RBS1-1019 RBS1-1020 RBS1-1021 RBS1-1022 RBS1-1023
<ul style="list-style-type: none"> - RAB information for setup <ul style="list-style-type: none"> - RAB info - RAB identity - CN domain identity - NAS Synchronization Indicator - Re-establishment timer - RB information to setup <ul style="list-style-type: none"> - RB identity - PDCP info - Support for lossless SRNS relocation - Max PDCP SN window size - PDCP PDU header - Header compression information - CHOICE RLC info type <ul style="list-style-type: none"> - CHOICE Uplink RLC mode <ul style="list-style-type: none"> - Transmission RLC discard - CHOICE Downlink RLC mode <ul style="list-style-type: none"> - DL UM RLC LI size - DL Reception Window Size - One sided RLC re-establishment - Alternative E-bit interpretation - Use special value of HE field - RB mapping info <ul style="list-style-type: none"> - Information for each multiplexing option - RLC logical channel mapping indicator - Number of uplink RLC logical channels - Uplink transport channel type <ul style="list-style-type: none"> - Logical channel identity - E-DCH MAC-d flow identity - CHOICE RLC PDU size <ul style="list-style-type: none"> - Length indicator size - Minimum UL RLC PDU size - Largest UL RLC PDU size - Include in scheduling info - MAC logical channel priority - Downlink RLC logical channel info - Number of downlink RLC logical channels - Downlink transport channel type - DL DCH Transport channel identity - DL DSCH Transport channel identity - CHOICE <i>DL MAC header type</i> <ul style="list-style-type: none"> - DL HS-DSCH MAC-ehs Queue Id - Logical channel identity 	A23	<ul style="list-style-type: none"> (high-speed UM DTCH for PS domain) 0000 0101B The first/ leftmost bit of the bit string contains the most significant bit of the RAB identity. PS domain Not Present useT315 25 FALSE Not present Absent Not present RLC info UM RLC Not Present UM RLC 15 Not present FALSE TRUE Not present 1 RBMuxOption Not present 1 E-DCH 7 2 Flexible size Not present See clause 6.10 See clause 6.10 TRUE 8 1 HS-DSCH Not present Not present MAC-ehs 0 7 	Rel-8	<ul style="list-style-type: none"> RBS1-1024 RBS1-1025 RBS1-1026 RBS1-1027 RBS1-1028 RBS1-1029 RBS1-1030 RBS1-1031 RBS1-1032 RBS1-1033 RBS1-1034 RBS1-1035 RBS1-1036 RBS1-1037 RBS1-1038 RBS1-1039 RBS1-1040 RBS1-1041 RBS1-1042 RBS1-1043 RBS1-1044 RBS1-1045 RBS1-1046 RBS1-1047 RBS1-1048 RBS1-1049 RBS1-1050 RBS1-1051 RBS1-1052 RBS1-1053 RBS1-1054 RBS1-1055 RBS1-1056 RBS1-1057 RBS1-1058 RBS1-1059 RBS1-1060 RBS1-1061 RBS1-1062 RBS1-1063 RBS1-1064 RBS1-1065 RBS1-1066
<ul style="list-style-type: none"> - RAB information for setup <ul style="list-style-type: none"> - RAB info 	A24	<ul style="list-style-type: none"> (high-speed AM DTCH for PS domain) 	Rel-8	<ul style="list-style-type: none"> RBS1-1067 RBS1-1068

Information Element	Condition	Value/remark	Version	Index
- RAB identity		0000 0101B		RBS1-1069
The first/ leftmost bit of the bit string contains the most significant bit of the RAB identity.				RBS1-1070
- CN domain identity		PS domain		RBS1-1071
- NAS Synchronization Indicator		Not Present		RBS1-1072
- Re-establishment timer		useT315		RBS1-1073
- RB information to setup				RBS1-1074
- RB identity		25		RBS1-1075
- PDCP info				RBS1-1076
- Support for lossless SRNS relocation		FALSE		RBS1-1077
- Max PDCP SN window size		Not present		RBS1-1078
- PDCP PDU header		Absent		RBS1-1079
- Header compression information		Not present		RBS1-1080
- CHOICE RLC info type		RLC info		RBS1-1081
- CHOICE Uplink RLC mode		AM RLC		RBS1-1082
- Transmission RLC discard				RBS1-1083
- CHOICE SDU discard mode		No Discard		RBS1-1084
- MAX_DAT		15		RBS1-1085
- Transmission window size		128		RBS1-1086
- Timer_RST		500		RBS1-1087
- Max_RST		4		RBS1-1088
- Polling info				RBS1-1089
- Timer_poll_prohibit		100		RBS1-1090
- Timer_poll		100		RBS1-1091
- Poll_PDU		Not Present		RBS1-1092
- Poll_SDU		1		RBS1-1093
- Last transmission PDU poll		TRUE		RBS1-1094
- Last retransmission PDU poll		TRUE		RBS1-1095
- Poll_Windows		99		RBS1-1096
- Timer_poll_periodic		Not Present		RBS1-1097
- CHOICE Downlink RLC mode		AM RLC		RBS1-1098
- CHOICE Downlink RLC PDU Size		Reference to clause 6 Parameter Set		RBS1-1099
- In-sequence delivery		TRUE		RBS1-1100
- Receiving window size		768		RBS1-1101
- Downlink RLC status info				RBS1-1102
- Timer_status_prohibit		100		RBS1-1103
- Timer_EPC		Not Present		RBS1-1104
- Missing PDU indicator		TRUE		RBS1-1105
- Timer_STATUS_periodic		Not Present		RBS1-1106
- One sided RLC re-establishment		FALSE		RBS1-1107
- Alternative E-bit interpretation		Not present		RBS1-1108
- Use special value of HE field		TRUE		RBS1-1109
- RB mapping info				RBS1-1110
- Information for each multiplexing option		1 RBMuxOption		RBS1-1111
- RLC logical channel mapping indicator		Not present		RBS1-1112
- Number of uplink RLC logical channels		1		RBS1-1113
- Uplink transport channel type		E-DCH		RBS1-1114
- Logical channel identity		7		RBS1-1115
- E-DCH MAC-d flow identity		2		RBS1-1116
- CHOICE RLC PDU size		Flexible size		RBS1-1117
- Length indicator size		15 bit		RBS1-1118
- Minimum UL RLC PDU size		See clause 6.10		RBS1-1119
- Largest UL RLC PDU size		See clause 6.10		RBS1-1120
- Include in scheduling info		TRUE		RBS1-1121
- MAC logical channel priority		8		RBS1-1122
- Downlink RLC logical channel info				RBS1-1123
- Number of downlink RLC logical channels		1		RBS1-1124
- Downlink transport channel type		HS-DSCH		RBS1-1125
- DL DCH Transport channel identity		Not present		RBS1-1126
- DL DSCH Transport channel identity		Not present		RBS1-1127
- CHOICE DL MAC header type		MAC-ehs		RBS1-1128
- DL HS-DSCH MAC-ehs Queue Id		2		RBS1-1129
- Logical channel identity		7		RBS1-1130
RB information to reconfigure list	A1, A2, A3, A4, A5, A6, A7, A8	Not Present		RBS1-1131

Information Element	Condition	Value/remark	Version	Index
	, A9, A10		Rel-5	RBS1-1132
	, A11, A12, A13, A14, A15, A16, A16a, A17,		Rel-7	RBS1-1133
	A21, A22, A23		Rel-8	RBS1-1134
RB information to be affected list	A1, A2, A3, A4, A5, A6, A7, A8	Not Present		RBS1-1135
	, A9, A10		Rel-5	RBS1-1136
	, A11, A16, A17,		Rel-7	RBS1-1137
	A18, A19, A20, A21		Rel-8	RBS1-1138
RB information to be affected	A12, A14, A22		Rel-7	RBS1-1139
- RB identity		1 (UM DCCH for RRC)		RBS1-1140
- RB mapping info				RBS1-1141
- Information for each multiplexing option		1 RBMuxOption		RBS1-1142
- RLC logical channel mapping indicator		Not Present		RBS1-1143
- Number of uplink RLC logical channels		1		RBS1-1144
- Uplink transport channel type		E-DCH		RBS1-1145
- Logical channel identity		1		RBS1-1146
- E-DCH MAC-d flow identity		1		RBS1-1147
- DDI		1		RBS1-1148
- RLC PDU size list		1 RLC PDU size		RBS1-1149
- RLC PDU size		144 bits		RBS1-1150
- Include in scheduling info		FALSE		RBS1-1151
- MAC logical channel priority		1		RBS1-1152
- Downlink RLC logical channel info				RBS1-1153
- Number of RLC logical channels		1		RBS1-1154
- Downlink transport channel type		DCH		RBS1-1155
- DL DCH Transport channel identity		10		RBS1-1156
- DL DSCH Transport channel identity		Not Present		RBS1-1157
- Logical channel identity		1		RBS1-1158
- RB identity		2 (AM DCCH for RRC)		RBS1-1159
- RB mapping info				RBS1-1160
- Information for each multiplexing option		1 RBMuxOption		RBS1-1161
- RLC logical channel mapping indicator		Not Present		RBS1-1162
- Number of uplink RLC logical channels		1		RBS1-1163
- Uplink transport channel type		E-DCH		RBS1-1164
- Logical channel identity		2		RBS1-1165
- E-DCH MAC-d flow identity		1		RBS1-1166
- DDI		2		RBS1-1167
- RLC PDU size list		1 RLC PDU size		RBS1-1168
- RLC PDU size		144 bits		RBS1-1169
- Include in scheduling info		FALSE		RBS1-1170
- MAC logical channel priority		2		RBS1-1171
- Downlink RLC logical channel info				RBS1-1172
- Number of RLC logical channels		1		RBS1-1173
- Downlink transport channel type		DCH		RBS1-1174
- DL DCH Transport channel identity		10		RBS1-1175
- DL DSCH Transport channel identity		Not Present		RBS1-1176
- Logical channel identity		2		RBS1-1177
- RB identity		3 (AM DCCH for NAS High Priority)		RBS1-1178
- RB mapping info				RBS1-1179
- Information for each multiplexing option		1 RBMuxOption		RBS1-1180
- RLC logical channel mapping indicator		Not Present		RBS1-1181
- Number of uplink RLC logical channels		1		RBS1-1182
- Uplink transport channel type		E-DCH		RBS1-1183
- Logical channel identity		3		RBS1-1184
- E-DCH MAC-d flow identity		1		RBS1-1185
- DDI		3		RBS1-1186
- RLC PDU size list		1 RLC PDU size		RBS1-1187
- RLC PDU size		144 bits		RBS1-1188

Information Element	Condition	Value/remark	Version	Index
<ul style="list-style-type: none"> - Include in scheduling info - MAC logical channel priority - Downlink RLC logical channel info - Number of RLC logical channels - Downlink transport channel type - DL DCH Transport channel identity - DL DSCH Transport channel identity - Logical channel identity - RB identity - RB mapping info - Information for each multiplexing option - RLC logical channel mapping indicator - Number of uplink RLC logical channels - Uplink transport channel type - Logical channel identity - E-DCH MAC-d flow identity - DDI - RLC PDU size list - RLC PDU size - Include in scheduling info - MAC logical channel priority - Downlink RLC logical channel info - Number of RLC logical channels - Downlink transport channel type - DL DCH Transport channel identity - DL DSCH Transport channel identity - Logical channel identity 		FALSE		RBS1-1189
		3		RBS1-1190
				RBS1-1191
		1		RBS1-1192
		DCH		RBS1-1193
		10		RBS1-1194
		Not Present		RBS1-1195
		3		RBS1-1196
		4 (AM DCCH for NAS Low Priority)		RBS1-1197
				RBS1-1198
		1 RBMuxOption		RBS1-1199
		Not Present		RBS1-1200
		1		RBS1-1201
		E-DCH		RBS1-1202
		4		RBS1-1203
		1		RBS1-1204
		4		RBS1-1205
		1 RLC PDU size		RBS1-1206
		144 bits		RBS1-1207
		FALSE		RBS1-1208
		4		RBS1-1209
				RBS1-1210
		1		RBS1-1211
		DCH		RBS1-1212
10	RBS1-1213			
Not Present	RBS1-1214			
4	RBS1-1215			
RB information to be affected	A13, A15 A19, A20		Rel-7 Rel-8	RBS1-1216
<ul style="list-style-type: none"> - RB identity - RB mapping info - Information for each multiplexing option - RLC logical channel mapping indicator - Number of uplink RLC logical channels - Uplink transport channel type - Logical channel identity - E-DCH MAC-d flow identity - DDI - RLC PDU size list - RLC PDU size - Include in scheduling info - MAC logical channel priority - Downlink RLC logical channel info - Number of RLC logical channels - Downlink transport channel type - DL DCH Transport channel identity - DL DSCH Transport channel identity - DL HS-DSCH MAC-d flow identity - Logical channel identity - RB identity - RB mapping info - Information for each multiplexing option - RLC logical channel mapping indicator - Number of uplink RLC logical channels - Uplink transport channel type - Logical channel identity - E-DCH MAC-d flow identity - DDI - RLC PDU size list - RLC PDU size - Include in scheduling info - MAC logical channel priority - Downlink RLC logical channel info - Number of RLC logical channels - Downlink transport channel type - DL DCH Transport channel identity - DL DSCH Transport channel identity 		1 (UM DCCH for RRC)		RBS1-1217
				RBS1-1218
				RBS1-1219
		1 RBMuxOption		RBS1-1220
		Not Present		RBS1-1221
		1		RBS1-1222
		E-DCH		RBS1-1223
		1		RBS1-1224
		1		RBS1-1225
		1		RBS1-1226
		1 RLC PDU size		RBS1-1227
		144 bits		RBS1-1228
		FALSE		RBS1-1229
		1		RBS1-1230
				RBS1-1231
		1		RBS1-1232
		HS-DSCH		RBS1-1233
		Not present		RBS1-1234
		Not present		RBS1-1235
		1		RBS1-1236
		1		RBS1-1237
		2 (AM DCCH for RRC)		RBS1-1238
				RBS1-1239
		1 RBMuxOption		RBS1-1240
		Not Present		RBS1-1241
		1		RBS1-1242
		E-DCH		RBS1-1243
		2		RBS1-1244
		1		RBS1-1245
		2		RBS1-1246
		1 RLC PDU size		RBS1-1247
		144 bits		RBS1-1248
FALSE	RBS1-1249			
2	RBS1-1250			
	RBS1-1251			
1	RBS1-1252			
HS-DSCH	RBS1-1253			
Not Present	RBS1-1254			
Not Present	RBS1-1255			

Information Element	Condition	Value/remark	Version	Index
<ul style="list-style-type: none"> - DL HS-DSCH MAC-d flow identity - Logical channel identity - RB identity - RB mapping info <ul style="list-style-type: none"> - Information for each multiplexing option - RLC logical channel mapping indicator - Number of uplink RLC logical channels - Uplink transport channel type - Logical channel identity - E-DCH MAC-d flow identity - DDI - RLC PDU size list <ul style="list-style-type: none"> - RLC PDU size - Include in scheduling info - MAC logical channel priority - Downlink RLC logical channel info <ul style="list-style-type: none"> - Number of RLC logical channels - Downlink transport channel type - DL DCH Transport channel identity - DL DSCH Transport channel identity - DL HS-DSCH MAC-d flow identity - Logical channel identity - RB identity - RB mapping info <ul style="list-style-type: none"> - Information for each multiplexing option - RLC logical channel mapping indicator - Number of uplink RLC logical channels - Uplink transport channel type - Logical channel identity - E-DCH MAC-d flow identity - DDI - RLC PDU size list <ul style="list-style-type: none"> - RLC PDU size - Include in scheduling info - MAC logical channel priority - Downlink RLC logical channel info <ul style="list-style-type: none"> - Number of RLC logical channels - Downlink transport channel type - DL DCH Transport channel identity - DL DSCH Transport channel identity - DL HS-DSCH MAC-d flow identity - Logical channel identity 		1		RBS1-1256
		2		RBS1-1257
		3 (AM DCCH for NAS High Priority)		RBS1-1258
		1 RBMuxOption		RBS1-1259
		Not Present		RBS1-1260
		1		RBS1-1261
		E-DCH		RBS1-1262
		3		RBS1-1263
		1		RBS1-1264
		3		RBS1-1265
		1 RLC PDU size		RBS1-1266
		144 bits		RBS1-1267
		FALSE		RBS1-1268
		3		RBS1-1269
		1		RBS1-1270
		HS-DSCH		RBS1-1271
		Not Present		RBS1-1272
		Not Present		RBS1-1273
		1		RBS1-1274
		3		RBS1-1275
		4 (AM DCCH for NAS Low Priority)		RBS1-1276
		1 RBMuxOption		RBS1-1277
		Not Present		RBS1-1278
		1		RBS1-1279
		E-DCH		RBS1-1280
		4		RBS1-1281
		1		RBS1-1282
		4		RBS1-1283
		1 RLC PDU size		RBS1-1284
144 bits	RBS1-1285			
FALSE	RBS1-1286			
4	RBS1-1287			
1	RBS1-1288			
HS-DSCH	RBS1-1289			
Not Present	RBS1-1290			
Not Present	RBS1-1291			
1	RBS1-1292			
4	RBS1-1293			
1 (UM DCCH for RRC)	RBS1-1294			
1 RBMuxOption	RBS1-1295			
Not Present	RBS1-1296			
Not Present	RBS1-1297			
1	RBS1-1298			
E-DCH	RBS1-1299			
1	RBS1-1300			
Fixed size	RBS1-1301			
1	RBS1-1302			
1 RLC PDU size	RBS1-1303			
144 bits	RBS1-1304			
FALSE	RBS1-1305			
1	RBS1-1306			
1	RBS1-1307			
1	RBS1-1308			
1	RBS1-1309			
1	RBS1-1310			
1	RBS1-1311			
1	RBS1-1312			
1	RBS1-1313			
HS-DSCH	RBS1-1314			
Not present	RBS1-1315			
Not present	RBS1-1316			
MAC-ehs	RBS1-1317			
1	RBS1-1318			
1	RBS1-1319			
2 (AM DCCH for RRC)	RBS1-1320			
1	RBS1-1321			
1	RBS1-1322			

Information Element	Condition	Value/remark	Version	Index		
<ul style="list-style-type: none"> - Information for each multiplexing option - RLC logical channel mapping indicator - Number of uplink RLC logical channels - Uplink transport channel type - Logical channel identity - E-DCH MAC-d flow identity - CHOICE RLC PDU size <ul style="list-style-type: none"> - DDI - RLC PDU size list <ul style="list-style-type: none"> - RLC PDU size - Include in scheduling info - MAC logical channel priority - Downlink RLC logical channel info <ul style="list-style-type: none"> - Number of RLC logical channels - Downlink transport channel type - DL DCH Transport channel identity - DL DSCH Transport channel identity - CHOICE <i>DL MAC header type</i> <ul style="list-style-type: none"> - DL HS-DSCH MAC-ehs Queue Id - Logical channel identity - RB identity - RB mapping info <ul style="list-style-type: none"> - Information for each multiplexing option - RLC logical channel mapping indicator - Number of uplink RLC logical channels - Uplink transport channel type - Logical channel identity - E-DCH MAC-d flow identity - CHOICE RLC PDU size <ul style="list-style-type: none"> - DDI - RLC PDU size list <ul style="list-style-type: none"> - RLC PDU size - Include in scheduling info - MAC logical channel priority - Downlink RLC logical channel info <ul style="list-style-type: none"> - Number of RLC logical channels - Downlink transport channel type - DL DCH Transport channel identity - DL DSCH Transport channel identity - CHOICE <i>DL MAC header type</i> <ul style="list-style-type: none"> - DL HS-DSCH MAC-ehs Queue Id - Logical channel identity - RB identity - RB mapping info <ul style="list-style-type: none"> - Information for each multiplexing option - RLC logical channel mapping indicator - Number of uplink RLC logical channels - Uplink transport channel type - Logical channel identity - E-DCH MAC-d flow identity - CHOICE RLC PDU size <ul style="list-style-type: none"> - DDI - RLC PDU size list <ul style="list-style-type: none"> - RLC PDU size - Include in scheduling info - MAC logical channel priority - Downlink RLC logical channel info <ul style="list-style-type: none"> - Number of RLC logical channels - Downlink transport channel type - DL DCH Transport channel identity - DL DSCH Transport channel identity - CHOICE <i>DL MAC header type</i> <ul style="list-style-type: none"> - DL HS-DSCH MAC-ehs Queue Id - Logical channel identity 		1 RBMuxOption Not Present 1 E-DCH 2 1 Fixed size 2 1 RLC PDU size 144 bits FALSE 2 1 HS-DSCH Not Present Not Present MAC-ehs 1 2 3 (AM DCCH for NAS High Priority)	Rel-8	RBS1-1323 RBS1-1324 RBS1-1325 RBS1-1326 RBS1-1327 RBS1-1328 RBS1-1329 RBS1-1330 RBS1-1331 RBS1-1332 RBS1-1333 RBS1-1334 RBS1-1335 RBS1-1336 RBS1-1337 RBS1-1338 RBS1-1339 RBS1-1340 RBS1-1341 RBS1-1342 RBS1-1343 RBS1-1344 RBS1-1345 RBS1-1346 RBS1-1347 RBS1-1348 RBS1-1349 RBS1-1350 RBS1-1351 RBS1-1352 RBS1-1353 RBS1-1354 RBS1-1355 RBS1-1356 RBS1-1357 RBS1-1358 RBS1-1359 RBS1-1360 RBS1-1361 RBS1-1362 RBS1-1363 RBS1-1364 RBS1-1365 RBS1-1366 RBS1-1367 RBS1-1368 RBS1-1369 RBS1-1370 RBS1-1371 RBS1-1372 RBS1-1373 RBS1-1374 RBS1-1375 RBS1-1376 RBS1-1377 RBS1-1378 RBS1-1379 RBS1-1380 RBS1-1381 RBS1-1382 RBS1-1383 RBS1-1384 RBS1-1385 RBS1-1386		
	<ul style="list-style-type: none"> - Information for each multiplexing option - RLC logical channel mapping indicator - Number of uplink RLC logical channels - Uplink transport channel type - Logical channel identity - E-DCH MAC-d flow identity - CHOICE RLC PDU size <ul style="list-style-type: none"> - DDI - RLC PDU size list <ul style="list-style-type: none"> - RLC PDU size - Include in scheduling info - MAC logical channel priority - Downlink RLC logical channel info <ul style="list-style-type: none"> - Number of RLC logical channels - Downlink transport channel type - DL DCH Transport channel identity - DL DSCH Transport channel identity - CHOICE <i>DL MAC header type</i> <ul style="list-style-type: none"> - DL HS-DSCH MAC-ehs Queue Id - Logical channel identity - RB identity - RB mapping info <ul style="list-style-type: none"> - Information for each multiplexing option - RLC logical channel mapping indicator - Number of uplink RLC logical channels - Uplink transport channel type - Logical channel identity - E-DCH MAC-d flow identity - CHOICE RLC PDU size <ul style="list-style-type: none"> - DDI - RLC PDU size list <ul style="list-style-type: none"> - RLC PDU size - Include in scheduling info - MAC logical channel priority - Downlink RLC logical channel info <ul style="list-style-type: none"> - Number of RLC logical channels - Downlink transport channel type - DL DCH Transport channel identity - DL DSCH Transport channel identity - CHOICE <i>DL MAC header type</i> <ul style="list-style-type: none"> - DL HS-DSCH MAC-ehs Queue Id - Logical channel identity 		1 RBMuxOption Not Present 1 E-DCH 3 1 Fixed size 3 1 RLC PDU size 144 bits FALSE 3 1 HS-DSCH Not Present Not Present MAC-ehs 1 3 4 (AM DCCH for NAS Low Priority)	Rel-8	RBS1-1345 RBS1-1346 RBS1-1347 RBS1-1348 RBS1-1349 RBS1-1350 RBS1-1351 RBS1-1352 RBS1-1353 RBS1-1354 RBS1-1355 RBS1-1356 RBS1-1357 RBS1-1358 RBS1-1359 RBS1-1360 RBS1-1361 RBS1-1362 RBS1-1363 RBS1-1364 RBS1-1365 RBS1-1366 RBS1-1367 RBS1-1368 RBS1-1369 RBS1-1370 RBS1-1371 RBS1-1372 RBS1-1373 RBS1-1374 RBS1-1375 RBS1-1376 RBS1-1377 RBS1-1378 RBS1-1379 RBS1-1380 RBS1-1381 RBS1-1382 RBS1-1383 RBS1-1384 RBS1-1385 RBS1-1386	
		RB information to be affected	A23	1 (UM DCCH for RRC)	Rel-8	RBS1-1387 RBS1-1388 RBS1-1389

Information Element	Condition	Value/remark	Version	Index
- Information for each multiplexing option		1 RBMuxOption		RBS1-1390
- RLC logical channel mapping indicator		Not Present		RBS1-1391
- Number of uplink RLC logical channels		1		RBS1-1392
- Uplink transport channel type		E-DCH		RBS1-1393
- Logical channel identity		1		RBS1-1394
- E-DCH MAC-d flow identity		1		RBS1-1395
- CHOICE RLC PDU size		Fixed size		RBS1-1396
- DDI		Not Present		RBS1-1397
- RLC PDU size list		1 RLC PDU size		RBS1-1398
- RLC PDU size		144 bits		RBS1-1399
- Include in scheduling info		FALSE		RBS1-1400
- MAC logical channel priority		1		RBS1-1401
- Downlink RLC logical channel info				RBS1-1402
- Number of RLC logical channels		1		RBS1-1403
- Downlink transport channel type		HS-DSCH		RBS1-1404
- DL DCH Transport channel identity		Not present		RBS1-1405
- DL DSCH Transport channel identity		Not present		RBS1-1406
- CHOICE DL MAC header type		MAC-ehs		RBS1-1407
- DL HS-DSCH MAC-ehs Queue Id		1		RBS1-1408
- Logical channel identity		1		RBS1-1409
- RB identity		2 (AM DCCH for RRC)		RBS1-1410
- RB mapping info				RBS1-1411
- Information for each multiplexing option		1 RBMuxOption		RBS1-1412
- RLC logical channel mapping indicator		Not Present		RBS1-1413
- Number of uplink RLC logical channels		1		RBS1-1414
- Uplink transport channel type		E-DCH		RBS1-1415
- Logical channel identity		2		RBS1-1416
- E-DCH MAC-d flow identity		1		RBS1-1417
- CHOICE RLC PDU size		Fixed size		RBS1-1418
- DDI		Not Present		RBS1-1419
- RLC PDU size list		1 RLC PDU size		RBS1-1420
- RLC PDU size		144 bits		RBS1-1421
- Include in scheduling info		FALSE		RBS1-1422
- MAC logical channel priority		2		RBS1-1423
- Downlink RLC logical channel info				RBS1-1424
- Number of RLC logical channels		1		RBS1-1425
- Downlink transport channel type		HS-DSCH		RBS1-1426
- DL DCH Transport channel identity		Not Present		RBS1-1427
- DL DSCH Transport channel identity		Not Present		RBS1-1428
- CHOICE DL MAC header type		MAC-ehs		RBS1-1429
- DL HS-DSCH MAC-ehs Queue Id		1		RBS1-1430
- Logical channel identity		2		RBS1-1431
- RB identity		3 (AM DCCH for NAS High Priority)		RBS1-1432
- RB mapping info				RBS1-1433
- Information for each multiplexing option		1 RBMuxOption		RBS1-1434
- RLC logical channel mapping indicator		Not Present		RBS1-1435
- Number of uplink RLC logical channels		1		RBS1-1436
- Uplink transport channel type		E-DCH		RBS1-1437
- Logical channel identity		3		RBS1-1438
- E-DCH MAC-d flow identity		1		RBS1-1439
- CHOICE RLC PDU size		Fixed size		RBS1-1440
- DDI		Not Present		RBS1-1441
- RLC PDU size list		1 RLC PDU size		RBS1-1442
- RLC PDU size		144 bits		RBS1-1443
- Include in scheduling info		FALSE		RBS1-1444
- MAC logical channel priority		3		RBS1-1445
- Downlink RLC logical channel info				RBS1-1446
- Number of RLC logical channels		1		RBS1-1447
- Downlink transport channel type		HS-DSCH		RBS1-1448
- DL DCH Transport channel identity		Not Present		RBS1-1449
- DL DSCH Transport channel identity		Not Present		RBS1-1450
- CHOICE DL MAC header type		MAC-ehs		RBS1-1451
- DL HS-DSCH MAC-ehs Queue Id		1		RBS1-1452
- Logical channel identity		3		RBS1-1453
- RB identity		4 (AM DCCH for NAS Low Priority)		RBS1-1454
- RB mapping info				RBS1-1455
- Information for each multiplexing option		1 RBMuxOption		RBS1-1456

Information Element	Condition	Value/remark	Version	Index
- RLC logical channel mapping indicator		Not Present		RBS1-1457
- Number of uplink RLC logical channels		1		RBS1-1458
- Uplink transport channel type		E-DCH		RBS1-1459
- Logical channel identity		4		RBS1-1460
- E-DCH MAC-d flow identity		1		RBS1-1461
- CHOICE RLC PDU size		Fixed size		RBS1-1462
- DDI		Not Present		RBS1-1463
- RLC PDU size list		1 RLC PDU size		RBS1-1464
- RLC PDU size		144 bits		RBS1-1465
- Include in scheduling info		FALSE		RBS1-1466
- MAC logical channel priority		4		RBS1-1467
- Downlink RLC logical channel info				RBS1-1468
- Number of RLC logical channels		1		RBS1-1469
- Downlink transport channel type		HS-DSCH		RBS1-1470
- DL DCH Transport channel identity		Not Present		RBS1-1471
- DL DSCH Transport channel identity		Not Present		RBS1-1472
- CHOICE <i>DL MAC header type</i>		MAC-ehs		RBS1-1473
- DL HS-DSCH MAC-ehs Queue Id		1		RBS1-1474
- Logical channel identity		4		RBS1-1475
RB information to be affected	A24		Rel-8	RBS1-1476
- RB identity		1 (UM DCCH for RRC)		RBS1-1477
- RB mapping info				RBS1-1478
- Information for each multiplexing option		1 RBMuxOption		RBS1-1479
- RLC logical channel mapping indicator		Not Present		RBS1-1480
- Number of uplink RLC logical channels		1		RBS1-1481
- Uplink transport channel type		E-DCH		RBS1-1482
- Logical channel identity		1		RBS1-1483
- E-DCH MAC-d flow identity		3		RBS1-1484
- CHOICE RLC PDU size		Fixed size		RBS1-1485
- DDI		0 (Not applicable for MAC-i/is)		RBS1-1486
- RLC PDU size list		1 RLC PDU size		RBS1-1487
- RLC PDU size		144 bits		RBS1-1488
- Include in scheduling info		FALSE		RBS1-1489
- MAC logical channel priority		1		RBS1-1490
- Downlink RLC logical channel info				RBS1-1491
- Number of RLC logical channels		1		RBS1-1492
- Downlink transport channel type		HS-DSCH		RBS1-1493
- DL DCH Transport channel identity		Not present		RBS1-1494
- DL DSCH Transport channel identity		Not present		RBS1-1495
- CHOICE <i>DL MAC header type</i>		MAC-ehs		RBS1-1496
- DL HS-DSCH MAC-ehs Queue Id		3		RBS1-1497
- Logical channel identity		1		RBS1-1498
- RB identity		2 (AM DCCH for RRC)		RBS1-1499
- RB mapping info				RBS1-1500
- Information for each multiplexing option		1 RBMuxOption		RBS1-1501
- RLC logical channel mapping indicator		Not Present		RBS1-1502
- Number of uplink RLC logical channels		1		RBS1-1503
- Uplink transport channel type		E-DCH		RBS1-1504
- Logical channel identity		2		RBS1-1505
- E-DCH MAC-d flow identity		3		RBS1-1506
- CHOICE RLC PDU size		Fixed size		RBS1-1507
- DDI		0 (Not applicable for MAC-i/is)		RBS1-1508
- RLC PDU size list		1 RLC PDU size		RBS1-1509
- RLC PDU size		144 bits		RBS1-1510
- Include in scheduling info		FALSE		RBS1-1511
- MAC logical channel priority		2		RBS1-1512
- Downlink RLC logical channel info				RBS1-1513
- Number of RLC logical channels		1		RBS1-1514
- Downlink transport channel type		HS-DSCH		RBS1-1515
- DL DCH Transport channel identity		Not Present		RBS1-1516
- DL DSCH Transport channel identity		Not Present		RBS1-1517
- CHOICE <i>DL MAC header type</i>		MAC-ehs		RBS1-1518
- DL HS-DSCH MAC-ehs Queue Id		3		RBS1-1519
- Logical channel identity		2		RBS1-1520
- RB identity		3 (AM DCCH for NAS High Priority)		RBS1-1521
- RB mapping info				RBS1-1522
- Information for each multiplexing option		1 RBMuxOption		RBS1-1523

Information Element	Condition	Value/remark	Version	Index	
<ul style="list-style-type: none"> - RLC logical channel mapping indicator - Number of uplink RLC logical channels - Uplink transport channel type - Logical channel identity - E-DCH MAC-d flow identity - CHOICE RLC PDU size <ul style="list-style-type: none"> - DDI - RLC PDU size list <ul style="list-style-type: none"> - RLC PDU size - Include in scheduling info - MAC logical channel priority - Downlink RLC logical channel info - Number of RLC logical channels - Downlink transport channel type - DL DCH Transport channel identity - DL DSCH Transport channel identity - CHOICE <i>DL MAC header type</i> <ul style="list-style-type: none"> - DL HS-DSCH MAC-ehs Queue Id - Logical channel identity - RB identity - RB mapping info <ul style="list-style-type: none"> - Information for each multiplexing option - RLC logical channel mapping indicator - Number of uplink RLC logical channels - Uplink transport channel type - Logical channel identity - E-DCH MAC-d flow identity - CHOICE RLC PDU size <ul style="list-style-type: none"> - DDI - RLC PDU size list <ul style="list-style-type: none"> - RLC PDU size - Include in scheduling info - MAC logical channel priority - Downlink RLC logical channel info - Number of RLC logical channels - Downlink transport channel type - DL DCH Transport channel identity - DL DSCH Transport channel identity - CHOICE <i>DL MAC header type</i> <ul style="list-style-type: none"> - DL HS-DSCH MAC-ehs Queue Id - Logical channel identity 		Not Present	Rel-8	RBS1-1524	
		1		RBS1-1525	
		E-DCH		RBS1-1526	
		3		RBS1-1527	
		3		RBS1-1528	
		Fixed size		RBS1-1529	
		0 (Not applicable for MAC-i/is)		RBS1-1530	
		1 RLC PDU size		RBS1-1531	
		144 bits		RBS1-1532	
		FALSE		RBS1-1533	
		3		RBS1-1534	
		3		RBS1-1535	
		1		RBS1-1536	
		HS-DSCH		RBS1-1537	
		Not Present		RBS1-1538	
		Not Present		RBS1-1539	
		MAC-ehs		RBS1-1540	
		3		RBS1-1541	
		3		RBS1-1542	
		4 (AM DCCH for NAS Low Priority)		RBS1-1543	
		1 RBMuxOption		RBS1-1544	
		Not Present		RBS1-1545	
		1		RBS1-1546	
		E-DCH		RBS1-1547	
4	RBS1-1548				
3	RBS1-1549				
Fixed size	RBS1-1550				
4	RBS1-1551				
1 RLC PDU size	RBS1-1552				
144 bits	RBS1-1553				
FALSE	RBS1-1554				
4	RBS1-1555				
4	RBS1-1556				
1	RBS1-1557				
HS-DSCH	RBS1-1558				
Not Present	RBS1-1559				
Not Present	RBS1-1560				
MAC-ehs	RBS1-1561				
3	RBS1-1562				
4	RBS1-1563				
4	RBS1-1564				
Downlink counter synchronization info	A1, A2, A3, A4, A5, A6, A7, A8	Not Present		RBS1-1565	
	, A9, A10			Rel-5	RBS1-1566
	, A11, A12, A13, A14, A15, A16, A16a, A17,			Rel-7	RBS1-1567
	A18, A19, A20, A21, A22, A23, A24			Rel-8	RBS1-1568
PDCP ROHC target mode	A9, A10	Not Present		Rel-5	RBS1-1569
	, A11, A12, A13, A14, A15, A16, A16a, A17,			Rel-7	RBS1-1570
	A18, A19, A20, A21, A22, A23, A24			Rel-8	RBS1-1571
UL Transport channel information common for all transport channels	A1, A2, A3, A4, A5, A6, A7, A8			RBS1-1572	
	, A9, A10			Rel-5	RBS1-1573

Information Element	Condition	Value/remark	Version	Index
	, A16, A17		Rel-7	RBS1-1574
	, A21		Rel-8	RBS1-1575
- PRACH TFCS		Not Present		RBS1-1576
- CHOICE mode		TDD		RBS1-1577
- Individual UL CCTrCH information				RBS1-1578
- UL TFCS Identity				RBS1-1579
- TFCS ID		1		RBS1-1580
- Shared Channel Indicator		FALSE		RBS1-1581
- UL TFCS				RBS1-1582
- CHOICE TFCI signalling		Normal		RBS1-1583
- TFCI Field 1 Information				RBS1-1584
- CHOICE TFCS representation		Complete reconfiguration		RBS1-1585
- TFCS complete reconfiguration information				RBS1-1586
- CHOICE CTFC Size		Number of bits used must be enough to cover all combinations of CTFC from clause 6.11.5.4 Parameter Set.		RBS1-1587
- CTFC information		This IE is repeated for TFC numbers and reference to clause 6.11.5.4 Parameter Set		RBS1-1588
- CTFC		Reference to clause 6.11.5.4 Parameter Set		RBS1-1589
- Power offset information				RBS1-1590
- CHOICE Gain Factors		Computed Gain Factors(The last TFC is set to Signalled Gain Factors)		RBS1-1591
- Reference TFC ID		0 Integer(0.. 3)		RBS1-1592
- CHOICE Gain Factors		Signalled Gain Factors(Not Present if the CHOICE Gain Factors is set to ComputedGain Factors)		RBS1-1593
- CHOICE mode		TDD		RBS1-1594
- Gain Factor β_d		15		RBS1-1595
- Reference TFC ID		0 Integer(0.. 3)		RBS1-1596
- CHOICE mode		TDD		RBS1-1597
- TFC subset				RBS1-1598
- CHOICE Subset representation		Full transport format combination set		RBS1-1599
- TFC subset list		Not Present		RBS1-1600
UL Transport channel information common for all transport channels	A11		Rel-7	RBS1-1601
- PRACH TFCS		Not Present		RBS1-1602
- CHOICE mode		TDD		RBS1-1603
- Individual UL CCTrCH information				RBS1-1604
- UL TFCS Identity				RBS1-1605
- TFCS ID		1		RBS1-1606
- Shared Channel Indicator		FALSE		RBS1-1607
- UL TFCS				RBS1-1608
- CHOICE TFCI signalling		Normal		RBS1-1609
- TFCI Field 1 Information				RBS1-1610
- CHOICE TFCS representation		Complete reconfiguration		RBS1-1611
- TFCS complete reconfiguration information				RBS1-1612
- CHOICE CTFC Size		ctfc2bit		RBS1-1613
- CTFC information				RBS1-1614
- CTFC		0 ((UL DCH RAB, DCCH)=(TF0, TF0))		RBS1-1615
- Power offset information				RBS1-1616
- CHOICE Gain Factors		Computed Gain Factors		RBS1-1617
- Reference TFC ID		0 Integer(0.. 3)		RBS1-1618
- CTFC		1 ((UL DCH RAB, DCCH)=(TF0, TF1))		RBS1-1619
- CHOICE Gain Factors		Signalled Gain Factors		RBS1-1620
- CHOICE mode		TDD		RBS1-1621
- Gain factor β_d		15		RBS1-1622
- Reference TFC ID		0 Integer(0.. 3)		RBS1-1623

Information Element	Condition	Value/remark	Version	Index
- CHOICE mode		TDD		RBS1-1624
- TFC subset				RBS1-1625
- CHOICE Subset representation		Full transport format combination set		RBS1-1626
- TFC subset list		Not Present		RBS1-1627
UL Transport channel information common for all transport channels	A12, A13, A14, A15, A16a	Not Present	Rel-7	RBS1-1628
	A18, A19, A20, A22, A23, A24		Rel-8	RBS1-1629
Deleted TrCH information list	A1, A2, A3, A4, A5, A6, A7, A8	Not Present		RBS1-1630
	, A9, A10		Rel-5	RBS1-1631
	, A11		Rel-7	RBS1-1632
	, A16, A17, A18, A19, A20, A21, A24		Rel-8	RBS1-1633
Deleted TrCH information list	A12, A13, A14, A15, A16a		Rel-7	RBS1-1634
	, A22, A23		Rel-8	RBS1-1635
- Uplink transport channel type		DCH		RBS1-1636
- UL transport channel identity		5		RBS1-1637
Added or Reconfigured UL TrCH information	A1, A3 A4, A5, A6, A7	1 DCH added, 1 DCH reconfigured		RBS1-1638
	, A9, A10		Rel-5	RBS1-1639
	, A16, A17		Rel-7	RBS1-1640
	, A21		Rel-8	RBS1-1641
- Added or Reconfigured UL TrCH information				RBS1-1642
- Uplink transport channel type		DCH		RBS1-1643
- UL Transport channel identity		5		RBS1-1644
- TFS				RBS1-1645
- CHOICE Transport channel type		Dedicated transport channels		RBS1-1646
- Dynamic Transport format information				RBS1-1647
- RLC Size		Reference to clause 6.11 Parameter Set		RBS1-1648
- Number of TBs and TTI List	1 to maxTF	(This IE is repeated for TF number.)		RBS1-1649
- Transmission Time Interval		Not Present		RBS1-1650
- Number of Transport blocks		Reference to clause 6.11 Parameter Set		RBS1-1651
- CHOICE Logical channel list		All		RBS1-1652
- Semi-static Transport Format information				RBS1-1653
- Transmission time interval		Reference to clause 6.11 Parameter Set		RBS1-1654
- Type of channel coding		Reference to clause 6.11 Parameter Set		RBS1-1655
- Coding Rate		Reference to clause 6.11 Parameter Set		RBS1-1656
- Rate matching attribute		Reference to clause 6.11 Parameter Set		RBS1-1657
- CRC size		Reference to clause 6.11 Parameter Set		RBS1-1658
- Uplink transport channel type		DCH		RBS1-1659
- UL Transport channel identity		1		RBS1-1660
- TFS				RBS1-1661
- CHOICE Transport channel type		Dedicated transport channels		RBS1-1662
- Dynamic Transport format information				RBS1-1663
- RLC Size		Reference to clause 6.11 Parameter Set		RBS1-1664
- Number of TBs and TTI List	1 to maxTF	(This IE is repeated for TF number.)		RBS1-1665
- Transmission Time Interval		Not Present		RBS1-1666
- Number of Transport blocks		Reference to clause 6.11 Parameter		RBS1-1667

Information Element	Condition	Value/remark	Version	Index
		Set		
- CHOICE Logical channel list		All		RBS1-1668
- Semi-static Transport Format information				RBS1-1669
- Transmission time interval		Reference to clause 6.11 Parameter Set		RBS1-1670
- Type of channel coding		Reference to clause 6.11 Parameter Set		RBS1-1671
- Coding Rate		Reference to clause 6.11 Parameter Set		RBS1-1672
- Rate matching attribute		Reference to clause 6.11 Parameter Set		RBS1-1673
- CRC size		Reference to clause 6.11 Parameter Set		RBS1-1674
Added or Reconfigured TrCH information list	A2, A8	4 TrCHs(DCH for DCCH and 3DCHs for DTCH)		RBS1-1675
- Added or Reconfigured UL TrCH information				RBS1-1676
- Uplink transport channel type		DCH		RBS1-1677
- UL Transport channel identity		5		RBS1-1678
- TFS				RBS1-1679
- CHOICE Transport channel type		Dedicated transport channels		RBS1-1680
- Dynamic Transport format information				RBS1-1681
- RLC Size		Reference to clause 6.11 Parameter Set		RBS1-1682
- Number of TBs and TTI List	1 to maxTF	(This IE is repeated for TF number.)		RBS1-1683
- Transmission Time Interval		Not Present		RBS1-1684
- Number of Transport blocks		Reference to clause 6.11 Parameter Set		RBS1-1685
- CHOICE Logical channel list		All		RBS1-1686
- Semi-static Transport Format information				RBS1-1687
- Transmission time interval		Reference to clause 6.11 Parameter Set		RBS1-1688
- Type of channel coding		Reference to clause 6.11 Parameter Set		RBS1-1689
- Coding Rate		Reference to clause 6.11 Parameter Set		RBS1-1690
- Rate matching attribute		Reference to clause 6.11 Parameter Set		RBS1-1691
- CRC size		Reference to clause 6.11 Parameter Set		RBS1-1692
- Uplink transport channel type		DCH		RBS1-1693
- UL Transport channel identity		1		RBS1-1694
- TFS				RBS1-1695
- CHOICE Transport channel type		Dedicated transport channels		RBS1-1696
- Dynamic Transport format information				RBS1-1697
- RLC Size		Reference to clause 6.11 Parameter Set		RBS1-1698
- Number of TBs and TTI List	1 to maxTF	(This IE is repeated for TF number.)		RBS1-1699
- Transmission Time Interval		Not Present		RBS1-1700
- Number of Transport blocks		Reference to clause 6.11 Parameter Set		RBS1-1701
- CHOICE Logical channel list		All		RBS1-1702
- Semi-static Transport Format information				RBS1-1703
- Transmission time interval		Reference to clause 6.11 Parameter Set		RBS1-1704
- Type of channel coding		Reference to clause 6.11 Parameter Set		RBS1-1705
- Coding Rate		Reference to clause 6.11 Parameter Set		RBS1-1706
- Rate matching attribute		Reference to clause 6.11 Parameter Set		RBS1-1707
- CRC size		Reference to clause 6.11 Parameter Set		RBS1-1708
- Uplink transport channel type		DCH		RBS1-1709
- UL Transport channel identity		2		RBS1-1710

Information Element	Condition	Value/remark	Version	Index
- TFS				RBS1-1711
- CHOICE Transport channel type		Dedicated transport channels		RBS1-1712
- Dynamic Transport format information				RBS1-1713
- RLC Size		Reference to clause 6.11 Parameter Set		RBS1-1714
- Number of TBs and TTI List	1 to maxTF	(This IE is repeated for TF number.)		RBS1-1715
- Transmission Time Interval		Not Present		RBS1-1716
- Number of Transport blocks		Reference to clause 6.11 Parameter Set		RBS1-1717
- CHOICE Logical channel list		All		RBS1-1718
- Semi-static Transport Format information				RBS1-1719
- Transmission time interval		Reference to clause 6.11 Parameter Set		RBS1-1720
- Type of channel coding		Reference to clause 6.11 Parameter Set		RBS1-1721
- Coding Rate		Reference to clause 6.11 Parameter Set		RBS1-1722
- Rate matching attribute		Reference to clause 6.11 Parameter Set		RBS1-1723
- CRC size		Reference to clause 6.11 Parameter Set		RBS1-1724
- Uplink transport channel type		DCH		RBS1-1725
- UL Transport channel identity		3		RBS1-1726
- TFS				RBS1-1727
- CHOICE Transport channel type		Dedicated transport channels		RBS1-1728
- Dynamic Transport format information				RBS1-1729
- RLC Size		Reference to clause 6.11 Parameter Set		RBS1-1730
- Number of TBs and TTI List	1 to maxTF	(This IE is repeated for TF number.)		RBS1-1731
- Transmission Time Interval		Not Present		RBS1-1732
- Number of Transport blocks		Reference to clause 6.11 Parameter Set		RBS1-1733
- CHOICE Logical channel list		All		RBS1-1734
- Semi-static Transport Format information				RBS1-1735
- Transmission time interval		Reference to clause 6.11 Parameter Set		RBS1-1736
- Type of channel coding		Reference to clause 6.11 Parameter Set		RBS1-1737
- Coding Rate		Reference to clause 6.11 Parameter Set		RBS1-1738
- Rate matching attribute		Reference to clause 6.11 Parameter Set		RBS1-1739
- CRC size		Reference to clause 6.11 Parameter Set		RBS1-1740
Added or Reconfigured UL TrCH information	A11	1 E-DCH added, 1 DCH added, 1 DCH reconfigured	Rel-7	RBS1-1741
- Uplink transport channel type		E-DCH		RBS1-1742
- CHOICE UL parameters		E-DCH		RBS1-1743
- UL MAC header type		Not present	Rel-8	RBS1-1744
- UL MAC header type	MAC-I-FIXED, MAC-I-FLEX	MAC-i/is	Rel-8	RBS1-1745
- CHOICE <i>mode</i>		TDD		RBS1-1746
- HARQ info for E-DCH				RBS1-1747
- HARQ RV Configuration		rvtable		RBS1-1748
- Added or reconfigured E-DCH MAC-d flow				RBS1-1749
- E-DCH MAC-d flow identity		2		RBS1-1750
- E-DCH MAC-d flow power offset		0		RBS1-1751
- E-DCH MAC-d flow maximum number of retransmissions		3		RBS1-1752
- E-DCH MAC-d flow retransmission timer		60		RBS1-1753
- E-DCH MAC-d flow multiplexing list		Not Present		RBS1-1754

Information Element	Condition	Value/remark	Version	Index
- CHOICE transmission grant type		Scheduled grant info		RBS1-1755
- Uplink transport channel type		DCH		RBS1-1756
- UL Transport channel identity		1		RBS1-1757
- TFS				RBS1-1758
- CHOICE Transport channel type		Dedicated transport channels		RBS1-1759
- Dynamic Transport format information				RBS1-1760
- RLC Size		Reference to clause 6.11 Parameter Set		RBS1-1761
- Number of TBs and TTI List		(This IE is repeated for TFI number.)		RBS1-1762
- Transmission Time Interval		Not Present		RBS1-1763
- Number of Transport blocks		Reference to clause 6.11 Parameter Set		RBS1-1764
- CHOICE Logical channel list		All		RBS1-1765
- Semi-static Transport Format information				RBS1-1766
- Transmission time interval		Reference to clause 6.11 Parameter Set		RBS1-1767
- Type of channel coding		Reference to clause 6.11 Parameter Set		RBS1-1768
- Coding Rate		Reference to clause 6.11 Parameter Set		RBS1-1769
- Rate matching attribute		Reference to clause 6.11 Parameter Set		RBS1-1770
- CRC size		Reference to clause 6.11 Parameter Set		RBS1-1771
- Uplink transport channel type		DCH		RBS1-1772
- UL Transport channel identity		5		RBS1-1773
- TFS				RBS1-1774
- CHOICE Transport channel type		Dedicated transport channels		RBS1-1775
- Dynamic Transport format information				RBS1-1776
- RLC Size		Reference to clause 6.11 Parameter Set		RBS1-1777
- Number of TBs and TTI List		(This IE is repeated for TFI number.)		RBS1-1778
- Transmission Time Interval		Not Present		RBS1-1779
- Number of Transport blocks		Reference to clause 6.11 Parameter Set		RBS1-1780
- CHOICE Logical channel list		All		RBS1-1781
- Semi-static Transport Format information				RBS1-1782
- Transmission time interval		Reference to clause 6.11 Parameter Set		RBS1-1783
- Type of channel coding		Reference to clause 6.11 Parameter Set		RBS1-1784
- Coding Rate		Reference to clause 6.11 Parameter Set		RBS1-1785
- Rate matching attribute		Reference to clause 6.11 Parameter Set		RBS1-1786
- CRC size		Reference to clause 6.11 Parameter Set		RBS1-1787
Added or Reconfigured UL TrCH information	A12, A13, A16a, A23	1 E-DCH added with one DCCH MAC-d flow and one DTCH MAC-d flow	Rel-7	RBS1-1788
			Rel-8	RBS1-1789
- Uplink transport channel type		E-DCH		RBS1-1790
- CHOICE UL parameters		E-DCH		RBS1-1791
- UL MAC header type		Not present	Rel-8	RBS1-1792
- UL MAC header type	MAC-I-FIXED, MAC-I-FLEX	MAC-i/is	Rel-8	RBS1-1793
- CHOICE mode		TDD		RBS1-1794
- HARQ info for E-DCH				RBS1-1795
- HARQ RV Configuration		rvtable		RBS1-1796
- Added or reconfigured E-DCH MAC-d flow		(for DCCH)		RBS1-1797
- E-DCH MAC-d flow identity		1		RBS1-1798
- E-DCH MAC-d flow power offset		0		RBS1-1799

Information Element	Condition	Value/remark	Version	Index
- E-DCH MAC-d flow maximum number of retransmissions		3		RBS1-1800
- E-DCH MAC-d flow retransmission timer		60		RBS1-1801
- E-DCH MAC-d flow multiplexing list		Not Present		RBS1-1802
- CHOICE transmission grant type		Non-scheduled grant info		RBS1-1803
- CHOICE <i>mode</i>		TDD(NULL)		RBS1-1804
- Added or reconfigured E-DCH MAC-d flow		(for DTCH)		RBS1-1805
- E-DCH MAC-d flow identity		2		RBS1-1806
- E-DCH MAC-d flow power offset		0		RBS1-1807
- E-DCH MAC-d flow maximum number of retransmissions		3		RBS1-1808
- E-DCH MAC-d flow retransmission timer		60		RBS1-1809
- E-DCH MAC-d flow multiplexing list		Not Present		RBS1-1810
- CHOICE transmission grant type		Scheduled grant info		RBS1-1811
Added or Reconfigured UL TrCH information	A14	1 E-DCH added with one DCCH MAC-d flow and two DTCH MAC-d flows	Rel-6	RBS1-1812
- Uplink transport channel type		E-DCH		RBS1-1813
- CHOICE UL parameters		E-DCH		RBS1-1814
- UL MAC header type		Not present	Rel-8	RBS1-1815
- UL MAC header type	MAC-I-FIXED, MAC-I-FLEX	MAC-i/is	Rel-8	RBS1-1816
- CHOICE <i>mode</i>		TDD		RBS1-1817
- HARQ info for E-DCH				RBS1-1818
- HARQ RV Configuration		rvtable		RBS1-1819
- Added or reconfigured E-DCH MAC-d flow		(for DCCH)		RBS1-1820
- E-DCH MAC-d flow identity		1		RBS1-1821
- E-DCH MAC-d flow power offset		0		RBS1-1822
- E-DCH MAC-d flow maximum number of retransmissions		3		RBS1-1823
- E-DCH MAC-d flow retransmission timer		60		RBS1-1824
- E-DCH MAC-d flow multiplexing list		Not Present		RBS1-1825
- CHOICE transmission grant type		Non-scheduled grant info		RBS1-1826
- CHOICE <i>mode</i>		TDD(NULL)		RBS1-1827
- Added or reconfigured E-DCH MAC-d flow		(for first DTCH)		RBS1-1828
- E-DCH MAC-d flow identity		2		RBS1-1829
- E-DCH MAC-d flow power offset		0		RBS1-1830
- E-DCH MAC-d flow maximum number of retransmissions		3		RBS1-1831
- E-DCH MAC-d flow retransmission timer		60		RBS1-1832
- E-DCH MAC-d flow multiplexing list		Not Present		RBS1-1833
- CHOICE transmission grant type		Scheduled grant info		RBS1-1834
- Added or reconfigured E-DCH MAC-d flow		(for second DTCH)		RBS1-1835
- E-DCH MAC-d flow identity		3		RBS1-1836
- E-DCH MAC-d flow power offset		0		RBS1-1837
- E-DCH MAC-d flow maximum number of retransmissions		3		RBS1-1838
- E-DCH MAC-d flow retransmission timer		60		RBS1-1839
- E-DCH MAC-d flow multiplexing list		Not Present		RBS1-1840
- CHOICE transmission grant type		Scheduled grant info		RBS1-1841
Added or Reconfigured UL TrCH information	A18	1 E-DCH added with one DCCH MAC-d flow and one DTCH MAC-d flows	Rel-8	RBS1-1842
- Uplink transport channel type		E-DCH		RBS1-1843
- CHOICE UL parameters		E-DCH		RBS1-1844
- UL MAC header type		Not present	Rel-8	RBS1-1845
- UL MAC header type	MAC-I-FIXED,	MAC-i/is	Rel-8	RBS1-1846

Information Element	Condition	Value/remark	Version	Index
	MAC-I-FLEX			
- CHOICE mode		TDD		RBS1-1847
- HARQ info for E-DCH				RBS1-1848
- HARQ RV Configuration		rvtable		RBS1-1849
- Added or reconfigured E-DCH MAC-d flow		(for DCCH)		RBS1-1850
- E-DCH MAC-d flow identity		1		RBS1-1851
- E-DCH MAC-d flow power offset		0		RBS1-1852
- E-DCH MAC-d flow maximum number of retransmissions		3		RBS1-1853
- E-DCH MAC-d flow retransmission timer		60		RBS1-1854
- E-DCH MAC-d flow multiplexing list		Not Present		RBS1-1855
- CHOICE transmission grant type		Scheduled grant info		RBS1-1856
- Added or reconfigured E-DCH MAC-d flow		(for DTCH)		RBS1-1857
- E-DCH MAC-d flow identity		2		RBS1-1858
- E-DCH MAC-d flow power offset		0		RBS1-1859
- E-DCH MAC-d flow maximum number of retransmissions		3		RBS1-1860
- E-DCH MAC-d flow retransmission timer		60		RBS1-1861
- E-DCH MAC-d flow multiplexing list		Not Present		RBS1-1862
- CHOICE transmission grant type		Scheduled grant info		RBS1-1863
Added or Reconfigured UL TrCH information	A15	1 E-DCH added with one DCCH MAC-d flow and two DTCH MAC-d flows	Rel-6	RBS1-1864
- Uplink transport channel type		E-DCH		RBS1-1865
- CHOICE UL parameters		E-DCH		RBS1-1866
- UL MAC header type		Not present	Rel-8	RBS1-1867
- UL MAC header type	MAC-I-FIXED, MAC-I-FLEX	MAC-i/is	Rel-8	RBS1-1868
- CHOICE mode		TDD		RBS1-1869
- HARQ info for E-DCH				RBS1-1870
- HARQ RV Configuration		rvtable		RBS1-1871
- Added or reconfigured E-DCH MAC-d flow		(for DCCH)		RBS1-1872
- E-DCH MAC-d flow identity		1		RBS1-1873
- E-DCH MAC-d flow power offset		0		RBS1-1874
- E-DCH MAC-d flow maximum number of retransmissions		3		RBS1-1875
- E-DCH MAC-d flow retransmission timer		60		RBS1-1876
- E-DCH MAC-d flow multiplexing list		Not Present		RBS1-1877
- CHOICE transmission grant type		Non-scheduled grant info		RBS1-1878
- CHOICE mode		TDD(NULL)		RBS1-1879
- Added or reconfigured E-DCH MAC-d flow		(for first DTCH)		RBS1-1880
- E-DCH MAC-d flow identity		2		RBS1-1881
- E-DCH MAC-d flow power offset		0		RBS1-1882
- E-DCH MAC-d flow maximum number of retransmissions		7		RBS1-1883
- E-DCH MAC-d flow multiplexing list		Not Present		RBS1-1884
- CHOICE transmission grant type		Scheduled grant info		RBS1-1885
- Added or reconfigured E-DCH MAC-d flow		(for second DTCH)		RBS1-1886
- E-DCH MAC-d flow identity		4		RBS1-1887
- E-DCH MAC-d flow power offset		0		RBS1-1888
- E-DCH MAC-d flow maximum number of retransmissions		7		RBS1-1889
- E-DCH MAC-d flow multiplexing list		Not Present		RBS1-1890
- CHOICE transmission grant type		Scheduled grant info		RBS1-1891
CHOICE mode		TDD (no data)		RBS1-1892
Added or Reconfigured UL TrCH information	A19, A20	1 E-DCH added with one DCCH	Rel-8	RBS1-1893

Information Element	Condition	Value/remark	Version	Index
		MAC-d flow and one DTCH MAC-d flow		
- Uplink transport channel type		E-DCH		RBS1-1894
- CHOICE UL parameters		E-DCH		RBS1-1895
- UL MAC header type		Not present		RBS1-1896
- UL MAC header type	MAC-I-FIXED, MAC-I-FLEX	MAC-i/is		RBS1-1897
- CHOICE mode		TDD		RBS1-1898
- HARQ info for E-DCH				RBS1-1899
- HARQ RV Configuration		rvtable		RBS1-1900
- Added or reconfigured E-DCH MAC-d flow		(for DCCH)		RBS1-1901
- E-DCH MAC-d flow identity		1		RBS1-1902
- E-DCH MAC-d flow power offset		0		RBS1-1903
- E-DCH MAC-d flow maximum number of retransmissions		3		RBS1-1904
- E-DCH MAC-d flow retransmission timer		60		RBS1-1905
- E-DCH MAC-d flow multiplexing list		Not Present		RBS1-1906
- CHOICE transmission grant type		Scheduled grant info		RBS1-1907
- CHOICE mode		TDD(NULL)		RBS1-1908
- Added or reconfigured E-DCH MAC-d flow		(for DTCH)		RBS1-1909
- E-DCH MAC-d flow identity		2		RBS1-1910
- E-DCH MAC-d flow power offset		0		RBS1-1911
- E-DCH MAC-d flow maximum number of retransmissions		3		RBS1-1912
- E-DCH MAC-d flow retransmission timer		60		RBS1-1913
- E-DCH MAC-d flow multiplexing list		Not Present		RBS1-1914
- CHOICE transmission grant type		Scheduled grant info		RBS1-1915
Added or Reconfigured UL TrCH information	A22	1 E-DCH added with one DCCH MAC-d flow and three DTCH MAC-d flows	Rel-8	RBS1-1916
- Uplink transport channel type		E-DCH		RBS1-1917
- CHOICE UL parameters		E-DCH		RBS1-1918
- UL MAC header type		Not present		RBS1-1919
- UL MAC header type		MAC-i/is		RBS1-1920
- CHOICE mode		TDD	Rel-7	RBS1-1921
- HARQ info for E-DCH				RBS1-1922
- HARQ RV Configuration		rvtable		RBS1-1923
- Added or reconfigured E-DCH MAC-d flow		(for DCCH)		RBS1-1924
- E-DCH MAC-d flow identity		1		RBS1-1925
- E-DCH MAC-d flow power offset		0		RBS1-1926
- E-DCH MAC-d flow maximum number of retransmissions		7		RBS1-1927
- E-DCH MAC-d flow multiplexing list		Not Present		RBS1-1928
- CHOICE transmission grant type		Scheduled grant info		RBS1-1929
- Added or reconfigured E-DCH MAC-d flow		(for first DTCH)		RBS1-1930
- E-DCH MAC-d flow identity		2		RBS1-1931
- E-DCH MAC-d flow power offset		0		RBS1-1932
- E-DCH MAC-d flow maximum number of retransmissions		7		RBS1-1933
- E-DCH MAC-d flow multiplexing list		Not Present		RBS1-1934
- CHOICE transmission grant type		Scheduled grant info		RBS1-1935
- Added or reconfigured E-DCH MAC-d flow		(for second DTCH)		RBS1-1936
- E-DCH MAC-d flow identity		3		RBS1-1937
- E-DCH MAC-d flow power offset		0		RBS1-1938
- E-DCH MAC-d flow maximum number of retransmissions		7		RBS1-1939
- E-DCH MAC-d flow multiplexing list		Not Present		RBS1-1940
- CHOICE transmission grant type		Scheduled grant info		RBS1-1941

Information Element	Condition	Value/remark	Version	Index
flow - Added or reconfigured E-DCH MAC-d flow - E-DCH MAC-d flow identity - E-DCH MAC-d flow power offset - E-DCH MAC-d flow maximum number of retransmissions - E-DCH MAC-d flow multiplexing list - CHOICE transmission grant type		(for third DTCH)		RBS1-1942
		4		RBS1-1943
		0		RBS1-1944
		7		RBS1-1945
		Not Present		RBS1-1946
		Scheduled grant info		RBS1-1947
Added or Reconfigured UL TrCH information - Uplink transport channel type - CHOICE UL parameters - UL MAC header type - HARQ info for E-DCH - HARQ RV Configuration - Added or reconfigured E-DCH MAC-d flow - E-DCH MAC-d flow identity - E-DCH MAC-d flow power offset - E-DCH MAC-d flow maximum number of retransmissions - E-DCH MAC-d flow multiplexing list - CHOICE transmission grant type - Added or reconfigured E-DCH MAC-d flow - E-DCH MAC-d flow identity - E-DCH MAC-d flow power offset - E-DCH MAC-d flow maximum number of retransmissions - E-DCH MAC-d flow multiplexing list - CHOICE transmission grant type	A24 MAC-I-FIXED, MAC-I-FLEX	1 E-DCH added with one DCCH MAC-d flow and one DTCH MAC-d flow E-DCH E-DCH MAC-i/is rvtable (for DCCH) 2 0 7 Not Present Scheduled grant info (for DTCH) 3 0 7 Not Present Scheduled grant info	Rel-8	RBS1-1948 RBS1-1949 RBS1-1950 RBS1-1951 RBS1-1952 RBS1-1953 RBS1-1954 RBS1-1955 RBS1-1956 RBS1-1957 RBS1-1958 RBS1-1959 RBS1-1960 RBS1-1961 RBS1-1962 RBS1-1963 RBS1-1964 RBS1-1965
DL Transport channel information common for all transport channel	A1, A2, A7, A8			RBS1-1966
- SCCPCH TFCS		Not Present		RBS1-1967
- CHOICE mode		TDD		RBS1-1968
- Individual DL CCTrCH information				RBS1-1969
- DL TFCS Identity				RBS1-1970
- TFCS ID		2		RBS1-1971
- Shared Channel Indicator		FALSE		RBS1-1972
- CHOICE DL parameters		SameAsUL		RBS1-1973
- UL DCH TFCS Identity				RBS1-1974
- TFCS ID		1		RBS1-1975
- Shared Channel Indicator		FALSE		RBS1-1976
DL Transport channel information common for all transport channel	A3, A4, A5, A6 A10 , A11, A12, A14, A16, A17 , A21, A22			RBS1-1977
			Rel-5	RBS1-1978
			Rel-7	RBS1-1979
			Rel-8	RBS1-1980
- SCCPCH TFCS		Not Present		RBS1-1981
- CHOICE mode		TDD		RBS1-1982
- Individual DL CCTrCH information				RBS1-1983
- DL TFCS Identity				RBS1-1984
- TFCS ID		2		RBS1-1985
- Shared Channel Indicator		FALSE		RBS1-1986
- CHOICE DL parameters		Independent		RBS1-1987
- DL TFCS				RBS1-1988
- CHOICE TFCI Signalling		Normal		RBS1-1989
- TFCI Field 1 Information				RBS1-1990
- CHOICE TFCS representation		Complete reconfiguration		RBS1-1991

Information Element	Condition	Value/remark	Version	Index
- TFCS complete reconfiguration information				RBS1-1992
- CHOICE CTFC Size		Number of bits used must be enough to cover all combinations of CTFC from clause 6.11.5.4 Parameter Set.		RBS1-1993
- CTFC information		This IE is repeated for TFC numbers and reference to clause 6.11.5.4		RBS1-1994
- CTFC		Reference to clause 6.11.5.4 Parameter Set		RBS1-1995
- Power offset information		Not Present		RBS1-1996
DL Transport channel information common for all transport channel	A9		Rel-5	RBS1-1997
- SCCPCH TFCS		Not Present		RBS1-1998
- CHOICE mode		TDD		RBS1-1999
- Individual DL CCTrCH information				RBS1-2000
- DL TFCS Identity				RBS1-2001
- TFCS ID		2		RBS1-2002
- Shared Channel Indicator		FALSE		RBS1-2003
- CHOICE DL parameters		Explicit		RBS1-2004
- DL DCH TFCS				RBS1-2005
- CHOICE TFCI Signalling		Normal		RBS1-2006
- TFCI Field 1 Information				RBS1-2007
- CHOICE TFCS representation		Complete reconfiguration		RBS1-2008
- TFCS complete reconfigure				RBS1-2009
- CHOICE CTFC Size		ctfc2bit		RBS1-2010
- CTFC information				RBS1-2011
- CTFC		0 ((DL DCH RAB, DCCH)=(TF0, TF0))		RBS1-2012
- Power offset information		Not Present		RBS1-2013
- CTFC		1 ((DL DCH RAB, DCCH)=(TF0, TF1))		RBS1-2014
- Power offset information		Not Present		RBS1-2015
DL Transport channel information common for all transport channel	A13, A15, A16a	Not Present	Rel-7	RBS1-2016
	, A18, A19, A20, A23, A24		Rel-8	RBS1-2017
Deleted TrCH information list	A1, A2, A3, A4, A5, A6, A7, A8	Not Present		RBS1-2018
	, A9, A10		Rel-5	RBS1-2019
	, A11, A12, A16, A17,		Rel-7	RBS1-2020
	A18, A19, A20, A21, A22, A24		Rel-8	RBS1-2021
Deleted DL TrCH information	A13, A15, A16a		Rel-7	RBS1-2022
	, A23		Rel-8	RBS1-2023
- Downlink transport channel type		DCH		RBS1-2024
- DL Transport channel identity		10		RBS1-2025
Added or Reconfigured TrCH information list	A1	1 DCH added, 1 DCH reconfigured		RBS1-2026
- Added or Reconfigured DL TrCH information				RBS1-2027
- Downlink transport channel type		DCH		RBS1-2028
- DL Transport channel identity		10		RBS1-2029
- CHOICE DL parameters		Same as UL		RBS1-2030
- Uplink transport channel type		DCH		RBS1-2031
- UL TrCH identity		5		RBS1-2032
- DCH quality target				RBS1-2033
- BLER Quality value		-20 (-2.0)		RBS1-2034
- Downlink transport channel type		DCH		RBS1-2035
- DL Transport channel identity		6		RBS1-2036
- CHOICE DL parameters		Same as UL		RBS1-2037

Information Element	Condition	Value/remark	Version	Index
- Uplink transport channel type		DCH		RBS1-2038
- UL TrCH identity		1		RBS1-2039
- DCH quality target				RBS1-2040
- BLER Quality value		-20 (-2.0)		RBS1-2041
Added or Reconfigured TrCH information list	A3, A4, A5, A6, A7	2 TrCHs(DCH for DCCH and DCH for DTCH)		RBS1-2042
- Added or Reconfigured DL TrCH information				RBS1-2043
- Downlink transport channel type		DCH		RBS1-2044
- DL Transport channel identity		10		RBS1-2045
- CHOICE DL parameters		Same as UL		RBS1-2046
- Uplink transport channel type		DCH		RBS1-2047
- UL TrCH identity		5		RBS1-2048
- DCH quality target				RBS1-2049
- BLER Quality value		-20 (-2.0)		RBS1-2050
- Downlink transport channel type		DCH		RBS1-2051
- DL Transport channel identity		6		RBS1-2052
- CHOICE DL parameters		Explicit		RBS1-2053
- TFS				RBS1-2054
- CHOICE Transport channel type		Dedicated transport channels		RBS1-2055
- Dynamic transport format information				RBS1-2056
- RLC Size		Reference to clause 6.11 Parameter Set		RBS1-2057
- Number of TBs and TTI List		(This IE is repeated for TF number.)		RBS1-2058
- Transmission Time Interval		Not Present		RBS1-2059
- Number of Transport blocks		Reference to clause 6.11 Parameter Set		RBS1-2060
- Semi-static Transport Format information				RBS1-2061
- Transmission time interval		Reference to clause 6.11 Parameter Set		RBS1-2062
- Type of channel coding		Reference to clause 6.11 Parameter Set		RBS1-2063
- Coding Rate		Reference to clause 6.11 Parameter Set		RBS1-2064
- Rate matching attribute		Reference to clause 6.11 Parameter Set		RBS1-2065
- CRC size		Reference to clause 6.11 Parameter Set		RBS1-2066
- DCH quality target				RBS1-2067
- Transparent mode signalling info		Not Present		RBS1-2068
Added or Reconfigured TrCH information list	A2, A8	4 TrCHs(DCH for DCCH and 3DCHs for DTCH)		RBS1-2069
- Added or Reconfigured DL TrCH information				RBS1-2070
- Downlink transport channel type		DCH		RBS1-2071
- DL Transport channel identity		10		RBS1-2072
- CHOICE DL parameters		Same as UL		RBS1-2073
- Uplink transport channel type		DCH		RBS1-2074
- UL TrCH identity		5		RBS1-2075
- DCH quality target				RBS1-2076
- Transparent mode signalling info		Not Present		RBS1-2077
- Downlink transport channel type		DCH		RBS1-2078
- DL Transport channel identity		6		RBS1-2079
- CHOICE DL parameters		Explicit		RBS1-2080
- TFS				RBS1-2081
- CHOICE Transport channel type		Dedicated transport channels		RBS1-2082
- Dynamic transport format information				RBS1-2083
- RLC Size		Reference to clause 6.11 Parameter Set		RBS1-2084
- Number of TBs and TTI List		(This IE is repeated for TF number.)		RBS1-2085
- Transmission Time Interval		Not Present		RBS1-2086
- Number of Transport blocks		Reference to clause 6.11 Parameter Set		RBS1-2087
- Semi-static Transport Format information				RBS1-2088
- Transmission time interval		Reference to clause 6.11 Parameter Set		RBS1-2089

Information Element	Condition	Value/remark	Version	Index
- Type of channel coding		Reference to clause 6.11 Parameter Set		RBS1-2090
- Coding Rate		Reference to clause 6.11 Parameter Set		RBS1-2091
- Rate matching attribute		Reference to clause 6.11 Parameter Set		RBS1-2092
- CRC size		Reference to clause 6.11 Parameter Set		RBS1-2093
- DCH quality target				RBS1-2094
- BLER Quality value		-20 (-2.0)		RBS1-2095
- Downlink transport channel type		DCH		RBS1-2096
- DL Transport channel identity		7		RBS1-2097
- CHOICE DL parameters		Explicit		RBS1-2098
- TFS				RBS1-2099
- CHOICE Transport channel type		Dedicated transport channels		RBS1-2100
- Dynamic transport format information				RBS1-2101
- RLC Size		Reference to clause 6.11 Parameter Set		RBS1-2102
- Number of TBs and TTI List		(This IE is repeated for TF number.)		RBS1-2103
- Transmission Time Interval		Not Present		RBS1-2104
- Number of Transport blocks		Reference to clause 6.11 Parameter Set		RBS1-2105
- Semi-static Transport Format information				RBS1-2106
- Transmission time interval		Reference to clause 6.11 Parameter Set		RBS1-2107
- Type of channel coding		Reference to clause 6.11 Parameter Set		RBS1-2108
- Coding Rate		Reference to clause 6.11 Parameter Set		RBS1-2109
- Rate matching attribute		Reference to clause 6.11 Parameter Set		RBS1-2110
- CRC size		Reference to clause 6.11 Parameter Set		RBS1-2111
- DCH quality target				RBS1-2112
- BLER Quality value		-20 (-2.0)		RBS1-2113
- Downlink transport channel type		DCH		RBS1-2114
- DL Transport channel identity		8		RBS1-2115
- CHOICE DL parameters		Explicit		RBS1-2116
- TFS				RBS1-2117
- CHOICE Transport channel type		Dedicated transport channels		RBS1-2118
- Dynamic transport format information				RBS1-2119
- RLC Size		Reference to clause 6.11 Parameter Set		RBS1-2120
- Number of TBs and TTI List		(This IE is repeated for TF number.)		RBS1-2121
- Transmission Time Interval		Not Present		RBS1-2122
- Number of Transport blocks		Reference to clause 6.11 Parameter Set		RBS1-2123
- Semi-static Transport Format information				RBS1-2124
- Transmission time interval		Reference to clause 6.11 Parameter Set		RBS1-2125
- Type of channel coding		Reference to clause 6.11 Parameter Set		RBS1-2126
- Coding Rate		Reference to clause 6.11 Parameter Set		RBS1-2127
- Rate matching attribute		Reference to clause 6.11 Parameter Set		RBS1-2128
- CRC size		Reference to clause 6.11 Parameter Set		RBS1-2129
- DCH quality target				RBS1-2130
- BLER Quality value		-20 (-2.0)		RBS1-2131
Added or Reconfigured DL TrCH information	A9,A10	2 TrCHs (DCH for DCCH and HS-DSCH for DTCH)	Rel-5	RBS1-2132
	, A11		Rel-7	RBS1-2133
- Downlink transport channel type		DCH		RBS1-2134

Information Element	Condition	Value/remark	Version	Index
- DL Transport channel identity		10		RBS1-2135
- CHOICE DL parameters		Same as UL		RBS1-2136
- Uplink transport channel type		DCH		RBS1-2137
- UL TrCH identity		5		RBS1-2138
- DCH quality target				RBS1-2139
- BLER Quality value		-20 (-2.0)		RBS1-2140
- Downlink transport channel type		HS-DSCH		RBS1-2141
- DL Transport channel identity		Not Present		RBS1-2142
- CHOICE DL parameters		HS-DSCH		RBS1-2143
- HARQ Info				RBS1-2144
- Number of Processes		Reference to clause 6.11.5.4.6 Parameter Set		RBS1-2145
- CHOICE Memory Partitioning		Implicit		RBS1-2146
- Added or reconfigured MAC-d flow				RBS1-2147
- MAC-hs queue to add or reconfigure list		(one queue)		RBS1-2148
- MAC-hs queue Id		0		RBS1-2149
- MAC-d Flow Identity		0		RBS1-2150
- T1		120		RBS1-2151
- MAC-hs window size		16		RBS1-2152
- MAC-d PDU size Info				RBS1-2153
- MAC-d PDU size		336		RBS1-2154
- MAC-d PDU size index		0		RBS1-2155
- MAC-hs queue to delete list		Not present		RBS1-2156
- DCH quality target		Not present		RBS1-2157
Added or Reconfigured DL TrCH information	A12	2 TrCHs (DCH for DCCH and HS- DSCH for DTCH)	Rel-7	RBS1-2158
- Downlink transport channel type		DCH		RBS1-2159
- DL Transport channel identity		10		RBS1-2160
- CHOICE DL parameters		Explicit		RBS1-2161
- TFS				RBS1-2162
- CHOICE Transport channel type		Dedicated transport channels		RBS1-2163
- Dynamic transport format information				RBS1-2164
- RLC Size		Reference to clause 6.11 Parameter Set		RBS1-2165
- Number of TBs and TTI List		(This IE is repeated for TF number.)		RBS1-2166
- Transmission Time Interval		Not Present		RBS1-2167
- Number of Transport blocks		Reference to clause 6.11 Parameter Set		RBS1-2168
- Semi-static Transport Format information				RBS1-2169
- Transmission time interval		Reference to clause 6.11 Parameter Set		RBS1-2170
- Type of channel coding		Reference to clause 6.11 Parameter Set		RBS1-2171
- Coding Rate		Reference to clause 6.11 Parameter Set		RBS1-2172
- Rate matching attribute		Reference to clause 6.11 Parameter Set		RBS1-2173
- CRC size		Reference to clause 6.11 Parameter Set		RBS1-2174
- DCH quality target				RBS1-2175
- BLER Quality value		-20 (-2.0)		RBS1-2176
- Downlink transport channel type		HS-DSCH		RBS1-2177
- DL Transport channel identity		Not Present		RBS1-2178
- CHOICE DL parameters		HS-DSCH		RBS1-2179
- HARQ Info				RBS1-2180
- Number of Processes		Reference to clause 6.11.5.4.6 Parameter Set		RBS1-2181
- CHOICE Memory Partitioning		Implicit		RBS1-2182
- Added or reconfigured MAC-d flow				RBS1-2183
- MAC-hs queue to add or reconfigure list		(one queue)		RBS1-2184
- MAC-hs queue Id		0		RBS1-2185
- MAC-d Flow Identity		0		RBS1-2186
- T1		120		RBS1-2187

Information Element	Condition	Value/remark	Version	Index
- MAC-hs window size		16		RBS1-2188
- MAC-d PDU size Info				RBS1-2189
- MAC-d PDU size		336		RBS1-2190
- MAC-d PDU size index		0		RBS1-2191
- MAC-hs queue to delete list		Not present		RBS1-2192
- DCH quality target		Not present		RBS1-2193
Added or Reconfigured DL TrCH information	A13	1 TrCH (HS-DSCH for DTCH and DCCH)	Rel-7	RBS1-2194
	A19, A20		Rel-8	RBS1-2195
- Downlink transport channel type		HS-DSCH		RBS1-2196
- DL Transport channel identity		Not Present		RBS1-2197
- CHOICE DL parameters		HS-DSCH		RBS1-2198
- HARQ Info				RBS1-2199
- Number of Processes		Reference to clause 6.11.5.4.6 Parameter Set		RBS1-2200
- CHOICE Memory Partitioning		Implicit		RBS1-2201
- Added or reconfigured MAC-d flow				RBS1-2202
- MAC-hs queue to add or reconfigure list		(two queue)		RBS1-2203
- MAC-hs queue Id		0(for DTCH)		RBS1-2204
- MAC-d Flow Identity		0		RBS1-2205
- T1		120		RBS1-2206
- MAC-hs window size		16		RBS1-2207
- MAC-d PDU size Info				RBS1-2208
- MAC-d PDU size		336		RBS1-2209
- MAC-d PDU size index		0		RBS1-2210
- MAC-hs queue Id		1(for DCCH)		RBS1-2211
- MAC-d Flow Identity		1		RBS1-2212
- T1		120		RBS1-2213
- MAC-hs window size		16		RBS1-2214
- MAC-d PDU size Info				RBS1-2215
- MAC-d PDU size		148		RBS1-2216
- MAC-d PDU size index		0		RBS1-2217
- MAC-hs queue to delete list		Not present		RBS1-2218
- DCH quality target		Not present		RBS1-2219
Added or Reconfigured DL TrCH information	A14	2 TrCHs (DCH for DCCH and HS-DSCH for DTCH)	Rel-7	RBS1-2220
- Downlink transport channel type		DCH		RBS1-2221
- DL Transport channel identity		10		RBS1-2222
- CHOICE DL parameters		Explicit		RBS1-2223
- TFS				RBS1-2224
- CHOICE Transport channel type		Dedicated transport channels		RBS1-2225
- Dynamic transport format information				RBS1-2226
- RLC Size		Reference to clause 6.11 Parameter Set		RBS1-2227
- Number of TBs and TTI List		(This IE is repeated for TF number.)		RBS1-2228
- Transmission Time Interval		Not Present		RBS1-2229
- Number of Transport blocks		Reference to clause 6.11 Parameter Set		RBS1-2230
- Semi-static Transport Format information				RBS1-2231
- Transmission time interval		Reference to clause 6.11 Parameter Set		RBS1-2232
- Type of channel coding		Reference to clause 6.11 Parameter Set		RBS1-2233
- Coding Rate		Reference to clause 6.11 Parameter Set		RBS1-2234
- Rate matching attribute		Reference to clause 6.11 Parameter Set		RBS1-2235
- CRC size		Reference to clause 6.11 Parameter Set		RBS1-2236
- DCH quality target				RBS1-2237
- BLER Quality value		-20 (-2.0)		RBS1-2238
- Downlink transport channel type		HS-DSCH		RBS1-2239
- DL Transport channel identity		Not Present		RBS1-2240
- CHOICE DL parameters		HS-DSCH		RBS1-2241

Information Element	Condition	Value/remark	Version	Index
- HARQ Info				RBS1-2242
- Number of Processes		Reference to clause 6.11.5.4.6 Parameter Set		RBS1-2243
- CHOICE Memory Partitioning		Implicit		RBS1-2244
- Added or reconfigured MAC-d flow				RBS1-2245
- MAC-hs queue to add or reconfigure list		(two queue)		RBS1-2246
- MAC-hs queue Id		0 (for first DTCH)		RBS1-2247
- MAC-d Flow Identity		0		RBS1-2248
- T1		120		RBS1-2249
- MAC-hs window size		16		RBS1-2250
- MAC-d PDU size Info				RBS1-2251
- MAC-d PDU size		336		RBS1-2252
- MAC-d PDU size index		0		RBS1-2253
- MAC-hs queue Id		2 (for second DTCH)		RBS1-2254
- MAC-d Flow Identity		2		RBS1-2255
- T1		120		RBS1-2256
- MAC-hs window size		16		RBS1-2257
- MAC-d PDU size Info				RBS1-2258
- MAC-d PDU size		336		RBS1-2259
- MAC-d PDU size index		0		RBS1-2260
- MAC-hs queue to delete list		Not present		RBS1-2261
- DCH quality target		Not present		RBS1-2262
Added or Reconfigured DL TrCH information	A15	1 TrCH (HS-DSCH for 2 DTCH and DCCH)	Rel-7	RBS1-2263
- Downlink transport channel type		HS-DSCH		RBS1-2264
- DL Transport channel identity		Not Present		RBS1-2265
- CHOICE DL parameters		HS-DSCH		RBS1-2266
- HARQ Info				RBS1-2267
- Number of Processes		Reference to clause 6.11.5.4.6 Parameter Set		RBS1-2268
- CHOICE Memory Partitioning		Implicit		RBS1-2269
- Added or reconfigured MAC-d flow				RBS1-2270
- MAC-hs queue to add or reconfigure list		(three queue)		RBS1-2271
- MAC-hs queue Id		0 (for first DTCH)		RBS1-2272
- MAC-d Flow Identity		0		RBS1-2273
- T1		120		RBS1-2274
- MAC-hs window size		16		RBS1-2275
- MAC-d PDU size Info				RBS1-2276
- MAC-d PDU size		336		RBS1-2277
- MAC-d PDU size index		0		RBS1-2278
- MAC-hs queue Id		1 (for DCCH)		RBS1-2279
- MAC-d Flow Identity		1		RBS1-2280
- T1		120		RBS1-2281
- MAC-hs window size		16		RBS1-2282
- MAC-d PDU size Info				RBS1-2283
- MAC-d PDU size		148		RBS1-2284
- MAC-d PDU size index		0		RBS1-2285
- MAC-hs queue Id		3 (for second DTCH)		RBS1-2286
- MAC-d Flow Identity		3		RBS1-2287
- T1		120		RBS1-2288
- MAC-hs window size		16		RBS1-2289
- MAC-d PDU size Info				RBS1-2290
- MAC-d PDU size		112		RBS1-2291
- MAC-d PDU size index		0		RBS1-2292
- MAC-d PDU size		144		RBS1-2293
- MAC-d PDU size index		1		RBS1-2294
- MAC-d PDU size		160		RBS1-2295
- MAC-d PDU size index		2		RBS1-2296
- MAC-d PDU size		176		RBS1-2297
- MAC-d PDU size index		3		RBS1-2298
- MAC-d PDU size		192		RBS1-2299
- MAC-d PDU size index		4		RBS1-2300
- MAC-d PDU size		224		RBS1-2301

Information Element	Condition	Value/remark	Version	Index
- MAC-d PDU size index		5		RBS1-2302
- MAC-d PDU size		296		RBS1-2303
- MAC-d PDU size index		6		RBS1-2304
- MAC-d PDU size		344		RBS1-2305
- MAC-d PDU size index		7		RBS1-2306
- MAC-hs queue to delete list		Not present		RBS1-2307
- DCH quality target		Not present		RBS1-2308
Added or Reconfigured DL TrCH information	A16, A17	2 TrCHs (DCH for DCCH and HS-DSCH for DTCH)	Rel-7	RBS1-2309
	, A21		Rel-8	RBS1-2310
- Downlink transport channel type		DCH		RBS1-2311
- DL Transport channel identity		10		RBS1-2312
- CHOICE DL parameters		Same as UL		RBS1-2313
- Uplink transport channel type		DCH		RBS1-2314
- UL TrCH identity		5		RBS1-2315
- DCH quality target				RBS1-2316
- BLER Quality value		-20 (-2.0)		RBS1-2317
- Downlink transport channel type		HS-DSCH		RBS1-2318
- DL Transport channel identity		Not Present		RBS1-2319
- CHOICE DL parameters		HS-DSCH		RBS1-2320
- HARQ Info				RBS1-2321
- Number of Processes		Reference to clause 6.11.5.4.6 Parameter Set		RBS1-2322
- CHOICE <i>Memory Partitioning</i>		Implicit		RBS1-2323
- CHOICE <i>DL MAC header type</i>		MAC-ehs		RBS1-2324
- Added or reconfigured MAC-ehs reordering queue				RBS1-2325
- MAC-ehs queue to add or reconfigure list		(one queue)		RBS1-2326
- MAC-ehs queue Id		0		RBS1-2327
- T1		50		RBS1-2328
- MAC-ehs window size		16		RBS1-2329
- MAC-ehs queue to delete list		Not present		RBS1-2330
- DCH quality target		Not present		RBS1-2331
Added or Reconfigured DL TrCH information	A16a	1 TrCH (HS-DSCH for DTCH and DCCH)		RBS1-2332
- Downlink transport channel type		HS-DSCH		RBS1-2333
- DL Transport channel identity		Not Present		RBS1-2334
- CHOICE DL parameters		HS-DSCH		RBS1-2335
- HARQ Info				RBS1-2336
- Number of Processes		Reference to clause 6.11.5.4.6 Parameter Set		RBS1-2337
- CHOICE <i>Memory Partitioning</i>		Implicit		RBS1-2338
- CHOICE <i>DL MAC header type</i>		MAC-ehs		RBS1-2339
- Added or reconfigured MAC-ehs reordering queue				RBS1-2340
- MAC-hs queue to add or reconfigure list		(two queues)		RBS1-2341
- MAC-ehs queue Id		0 (for DTCH)		RBS1-2342
- T1		50		RBS1-2343
- MAC-ehs window size		16		RBS1-2344
- MAC-ehs queue Id		1 (for DCCH)		RBS1-2345
- T1		50		RBS1-2346
- MAC-hs window size		16		RBS1-2347
- MAC-ehs queue to delete list		Not present		RBS1-2348
- DCH quality target		Not present		RBS1-2349
Added or Reconfigured DL TrCH information list	A18	1 TrCH (HS-DSCH for DCCH and DTCH)	Rel-8	RBS1-2350
- Downlink transport channel type		HS-DSCH		RBS1-2351
- DL Transport channel identity		Not Present		RBS1-2352
- CHOICE DL parameters		HS-DSCH		RBS1-2353
- HARQ Info				RBS1-2354
- Number of Processes		Reference to clause 6.11 Parameter Set		RBS1-2355

Information Element	Condition	Value/remark	Version	Index
- CHOICE <i>Memory Partitioning</i>		Implicit		RBS1-2356
- CHOICE <i>DL MAC header type</i>		MAC-ehs		RBS1-2357
- Added or reconfigured MAC-ehs reordering queue				RBS1-2358
- MAC-ehs queue to add or reconfigure list		(two queue)		RBS1-2359
- MAC-ehs queue Id		0 (for DCCH)		RBS1-2360
- T1		50		RBS1-2361
- MAC-ehs window size		16		RBS1-2362
- MAC-ehs queue Id		1 (for DTCH)		RBS1-2363
- T1		50		RBS1-2364
- MAC-ehs window size		16		RBS1-2365
- DCH quality target		Not present		RBS1-2366
Added or Reconfigured DL TrCH information	A22	DCH for DCCH and HS-DSCH for 3 DTCHs	Rel-8	RBS1-2367
- Downlink transport channel type		DCH		RBS1-2368
- DL Transport channel identity		10		RBS1-2369
- CHOICE DL parameters		Explicit		RBS1-2370
- TFS				RBS1-2371
- CHOICE Transport channel type		Dedicated transport channels		RBS1-2372
- Dynamic Transport format information				RBS1-2373
- RLC Size		Reference to clause 6.11 Parameter Set		RBS1-2374
- Number of TBs and TTI List		(This IE is repeated for TFI number.)		RBS1-2375
- Transmission Time Interval		Not Present		RBS1-2376
- Number of Transport blocks		Reference to clause 6.11 Parameter Set		RBS1-2377
- CHOICE Logical channel list		All		RBS1-2378
- Semi-static Transport Format information				RBS1-2379
- Transmission time interval		Reference to clause 6.11 Parameter Set		RBS1-2380
- Type of channel coding		Reference to clause 6.11 Parameter Set		RBS1-2381
- Coding Rate		Reference to clause 6.11 Parameter Set		RBS1-2382
- Rate matching attribute		Reference to clause 6.11 Parameter Set		RBS1-2383
- CRC size		Reference to clause 6.11 Parameter Set		RBS1-2384
- DCH quality target				RBS1-2385
- BLER Quality value		-20 (-2.0)		RBS1-2386
- Downlink transport channel type		HS-DSCH		RBS1-2387
- DL Transport channel identity		Not Present		RBS1-2388
- CHOICE DL parameters		HS-DSCH		RBS1-2389
- HARQ Info				RBS1-2390
- Number of Processes		Reference to clause 6.11.5.4.6 Parameter Set		RBS1-2391
- CHOICE <i>Memory Partitioning</i>		Implicit		RBS1-2392
- CHOICE <i>DL MAC header type</i>		MAC-ehs		RBS1-2393
- Added or reconfigured MAC-ehs reordering queue				RBS1-2394
- MAC-ehs queue to add or reconfigure list		(three queues)		RBS1-2395
				RBS1-2396
- MAC-ehs queue Id		2 (for first DTCH)		RBS1-2397
- T1		50		RBS1-2398
- MAC-ehs window size		16		RBS1-2399
- MAC-ehs queue Id		3 (for second DTCH)		RBS1-2400
- T1		50		RBS1-2401
- MAC-ehs window size		16		RBS1-2402
- MAC-ehs queue Id		4 (for third DTCH)		RBS1-2403
- T1		50		RBS1-2404
- MAC-ehs window size		16		RBS1-2405
- DCH quality target		Not present		RBS1-2406

Information Element	Condition	Value/remark	Version	Index
Added or Reconfigured DL TrCH information	A23	HS-DSCH for 2 DTCHs and DCCH	Rel-8	RBS1-2407
- Downlink transport channel type		HS-DSCH		RBS1-2408
- DL Transport channel identity		Not Present		RBS1-2409
- CHOICE DL parameters		HS-DSCH		RBS1-2410
- HARQ Info				RBS1-2411
- Number of Processes		Reference to clause 6.11.5.4.6 Parameter Set		RBS1-2412
- CHOICE <i>Memory Partitioning</i>		Implicit		RBS1-2413
- CHOICE <i>DL MAC header type</i>		MAC-ehs		RBS1-2414
- Added or reconfigured MAC-ehs reordering queue				RBS1-2415
- MAC-ehs queue to add or reconfigure list		(two queues)		RBS1-2416
- MAC-ehs queue Id		0 (for first DTCH)		RBS1-2417
- T1		50		RBS1-2418
- MAC-ehs window size		16		RBS1-2419
- MAC-ehs queue Id		1 (for DCCH)		RBS1-2420
- T1		50		RBS1-2421
- MAC-ehs window size		16		RBS1-2422
- DCH quality target		Not present		RBS1-2423
Added or Reconfigured DL TrCH information	A24	1 TrCH (HS-DSCH for DTCH and DCCH)	Rel-8	RBS1-2424
- Downlink transport channel type		HS-DSCH		RBS1-2425
- DL Transport channel identity		Not Present		RBS1-2426
- CHOICE DL parameters		HS-DSCH		RBS1-2427
- HARQ Info				RBS1-2428
- Number of Processes		Reference to clause 6.11.5.4.6 Parameter Set		RBS1-2429
- CHOICE <i>Memory Partitioning</i>		Implicit		RBS1-2430
- CHOICE <i>DL MAC header type</i>		MAC-ehs		RBS1-2431
- Added or reconfigured MAC-ehs reordering queue				RBS1-2432
- MAC-hs queue to add or reconfigure list		(two queues)		RBS1-2433
- MAC-ehs queue Id		2 (for DTCH)		RBS1-2434
- T1		50		RBS1-2435
- MAC-ehs window size		16		RBS1-2436
- MAC-ehs queue Id		3 (for DCCH)		RBS1-2437
- T1		50		RBS1-2438
- MAC-hs window size		16		RBS1-2439
- MAC-ehs queue to delete list		Not present		RBS1-2440
- DCH quality target		Not present		RBS1-2441
Frequency info	A1, A2, A3, A4, A5, A7, A8 , A9, A10 , A11, A12, A13, A14, A15, A16, A16a, A17, A18, A19, A20, A21, A22, A23, A24			RBS1-2442
- Choice mode		TDD	Rel-5	RBS1-2443
- UARFCN (Nt)		Reference to clause 5.1 Test frequencies	Rel-7	RBS1-2444
- Choice mode		TDD	Rel-8	RBS1-2445
- Choice mode		TDD		RBS1-2446
- UARFCN (Nt)		Reference to clause 5.1 Test frequencies		RBS1-2447
Frequency info	A6	Not Present		RBS1-2448
Multi-frequency Info		Not Present	Rel-7	RBS1-2448a
Control Channel DRX information	A1, A2, A3, A4, A5, A6, A7, A8, A9, A10, A11, A12, A13,	Not Present	Rel-8	RBS1-2448b

Information Element	Condition	Value/remark	Version	Index
	A14, A15, A16, A16a, A17, A19, A22, A23, A24			
Control Channel DRX information	, A20		Rel-8	RBS1-2449
- CHOICE <i>Control Channel DRX operation</i>		New Control Channel DRX operation		RBS1-2450
- HS-SCCH DRX information				RBS1-2451
- HS-SCCH DRX cycle		8		RBS1-2452
- Inactivity Threshold for HS-SCCH DRX cycle		16		RBS1-2453
- HS-SCCH DRX Offset		0		RBS1-2454
- E-AGCH DRX Information				RBS1-2455
- CHOICE <i>E-AGCH DRX information type</i>		Same as HS-SCCH		RBS1-2456
- Enabling Delay		32		RBS1-2457
SPS Information	A1, A2, A3, A4, A5, A6, A7, A8, A9, A10, A11, A12, A13, A14, A15, A16, A16a, A17, A20, A22, A23, A24	Not Present	Rel-8	RBS1-2458
SPS Information	, A19		Rel-8	RBS1-2459
- E-DCH SPS information				RBS1-2460
- CHOICE <i>E-DCH SPS operation</i>		New E-DCH SPS operation		RBS1-2461
- E-HICH Information				RBS1-2462
- CHOICE Configuration Mode		Implicit		RBS1-2463
- EI		0		RBS1-2464
- Signature Sequence Group Index		0		RBS1-2465
- Transmission Pattern List		2 Transmission Patterns		RBS1-2466
- Repetition period		4		RBS1-2467
- Repetition length		1		RBS1-2468
- Repetition period		8		RBS1-2469
- Repetition length		1		RBS1-2470
- HS-DSCH SPS information				RBS1-2471
- CHOICE <i>HS-DSCH SPS operation</i>		New HS-DSCH SPS operation		RBS1-2472
- Transport Block Size List		2		RBS1-2473
- Transport Block Size Index		5		RBS1-2474
- Transport Block Size Index		20		RBS1-2475
- Receive Pattern List		2 Receive Patterns		RBS1-2476
- Repetition period		4		RBS1-2477
- Repetition length		1		RBS1-2478
- Repetition period		8		RBS1-2479
- Repetition length		1		RBS1-2480
- HARQ Info for Semi-Persistent Scheduling				RBS1-2481
- Number of Processes		4		RBS1-2482
- Process Memory size		16000		RBS1-2483
- HS-SICH List		1		RBS1-2484
- CHOICE Configuration Mode		Implicit		RBS1-2485
- HS-SCCH Index		0		RBS1-2486
MIMO parameters	A1, A2, A3, A4, A5, A6, A7, A8, A9, A10, A11, A12, A13, A14, A15, A16, A17	Not Present	Rel-8	RBS1-2487
MIMO parameters	, A21	start	Rel-8	RBS1-2488
- CHOICE mode		TDD		RBS1-2489
- CHOICE TDD option		1.28Mcps TDD		RBS1-2490

Information Element	Condition	Value/remark	Version	Index
- MIMO SF Mode for HS-PDSCH dual stream		SF1,		RBS1-2491
- HS-SICH Reference Signal Info		Not Present		RBS1-2492
MU-MIMO info		Not Present	Rel-10	
Maximum allowed UL TX power	A1, A2, A3, A4, A7, A8, A9, A10, A11, A12, A13, A14, A15, A16, A16a, A17, A18, A19, A20, A21, A22, A23, A24	33dBm		RBS1-2493
			Rel-5	RBS1-2494
			Rel-7	RBS1-2495
			Rel-8	RBS1-2496
Maximum allowed UL TX power	A5, A6	Not Present		RBS1-2497
CHOICE <i>channel requirement</i>	A5, A6	Not Present		RBS1-2498
CHOICE <i>channel requirement</i>	A1, A2, A3, A4, A7, A8, A9, A10, A16, A17, A21	Uplink DPCH info		RBS1-2499
			Rel-5	RBS1-2500
			Rel-7	RBS1-2501
				RBS1-2502
- Uplink DPCH power control info				RBS1-2503
- CHOICE mode		TDD		RBS1-2504
- UL target SIR		25 dB		RBS1-2505
- CHOICE <i>UL OL PC info</i>				RBS1-2507
- Broadcast UL OL PC info		Null		RBS1-2508
- Uplink Timing Advance Control		Not Present		RBS1-2509
- UL CCTrCH List				RBS1-2510
- TFCS ID		1		RBS1-2511
- UL Target SIR		25 dB		RBS1-2512
- Time info				RBS1-2513
- Activation time		$(256+CFN-(CFN \text{ MOD } 8 + 8))\text{MOD } 256$		RBS1-2514
- Duration		Infinite		RBS1-2515
- Common timeslot info				RBS1-2516
- 2 nd interleaving mode		Default value is "Frame"		RBS1-2517
- TFCl coding		Reference to clause 6 Parameter set		RBS1-2518
- Puncturing limit		Reference to clause 6 Parameter set		RBS1-2519
- Repetition period		1		RBS1-2520
- Repetition length				RBS1-2521
- Uplink DPCH timeslots and code				RBS1-2522
- Dynamic SF usage		FALSE		RBS1-2523
- First individual timeslot info				RBS1-2524
- Timeslot number				RBS1-2525
- CHOICE TDD option		1.28 Mcps TDD		RBS1-2526
- Timeslot number		1 OR 2 OR 3		RBS1-2527
- TFCl existence		TRUE		RBS1-2528
- Midamble shift and burst type				RBS1-2529
- CHOICE TDD option		1.28 Mcps TDD		RBS1-2530
- Midamble allocation mode		Default midamble		RBS1-2531
- Midamble configuration		16		RBS1-2532
- Midamble Shift		Not Present		RBS1-2533
- CHOICE TDD option		1.28 Mcps TDD		RBS1-2534
- Modulation		QPSK		RBS1-2535
- SS-TPC Symbols		1		RBS1-2536
- Additional TPC-SS Symbols		Not present		RBS1-2537
- First timeslot Code List		Repeated (1,2) for each channelisation code assigned in the slot to meet the needs of clause 6 Parameter Set.		RBS1-2538
- channelisation codes		(SF/ i) where i denotes an unassigned code matching the SF specified in clause 6 Parameter Set.		RBS1-2539

Information Element	Condition	Value/remark	Version	Index
- CHOICE more timeslots		No more timeslots		RBS1-2540
- UL CCTrCH List to Remove		Not present		RBS1-2541

Information Element	Condition	Value/remark	Version	Index
Uplink DPCH info	A11, A12, A13, A14, A15, A16a	Uplink DPCH info	Rel-7	RBS1-2542
	A19, A20, A22, A23, A24		Rel-8	RBS1-2543
- Uplink DPCH power control info				RBS1-2544
- CHOICE mode		TDD		RBS1-2545
- UL target SIR		25 dB		RBS1-2546
- CHOICE UL OL PC info				RBS1-2548
- Broadcast UL OL PC info		Null		RBS1-2549
- Uplink Timing Advance Control		Not Present		RBS1-2550
- UL CCTrCH List				RBS1-2551
- TFCS ID		1		RBS1-2552
- UL Target SIR		25 dB		RBS1-2553
- Time info				RBS1-2554
- Activation time		(256+CFN-(CFN MOD 8 + 8))MOD 256		RBS1-2555
- Duration		Infinite		RBS1-2556
- Common timeslot info				RBS1-2557
- 2nd interleaving mode		Default value is "Frame"		RBS1-2558
- TFCI coding		Reference to clause 6 Parameter set		RBS1-2559
- Puncturing limit		Reference to clause 6 Parameter set		RBS1-2560
- Repetition period		1		RBS1-2561
- Repetition length		1		RBS1-2562
- Uplink DPCH timeslots and code				RBS1-2563
- Dynamic SF usage		FALSE		RBS1-2564
- First individual timeslot info				RBS1-2565
- Timeslot number				RBS1-2566
- CHOICE TDD option		1.28 Mcps TDD		RBS1-2567
- Timeslot number		1 OR 2 OR 3		RBS1-2568
- TFCI existence		TRUE		RBS1-2569
- Midamble shift and burst type				RBS1-2570
- CHOICE TDD option		1.28 Mcps TDD		RBS1-2571
- Midamble allocation mode		Default midamble		RBS1-2572
- Midamble configuration		16		RBS1-2573
- Midamble Shift		Not Present		RBS1-2574
- CHOICE TDD option		1.28 Mcps TDD		RBS1-2575
- Modulation		QPSK		RBS1-2576
- SS-TPC Symbols		1		RBS1-2577
- Additional TPC-SS Symbols		Not present		RBS1-2578
- First timeslot Code List		Repeated (1,2) for each channelisation code assigned in the slot to meet the needs of clause 6 Parameter Set.		RBS1-2579
- channelisation codes		(SF/ i) where i denotes an unassigned code matching the SF specified in clause 6 Parameter Set.		RBS1-2580
- CHOICE more timeslots		No more timeslots		RBS1-2581
- UL CCTrCH List to Remove		Not present		RBS1-2582
E-DCH Info	A11, A12, A13, A14, A15, A16a		Rel-7	RBS1-2583
	, A18, A19, A20, A22, A23, A24		Rel-8	RBS1-2584
- MAC-es/e reset indicator		TRUE		RBS1-2585
- CHOICE mode		TDD		RBS1-2586
- E-RUCCH info				RBS1-2587
- CHOICE TDD mode		1.28 Mcps TDD		RBS1-2588
- T-RUCCH		200		RBS1-2589
- N-RUCCH		3		RBS1-2590
- T-WAIT		40		RBS1-2591
- T-SI		40		RBS1-2592

Information Element	Condition	Value/remark	Version	Index
- Extended Estimation Window		Not present		RBS1-2593
- PRACH Information		Not present		RBS1-2594
- E-PUCH info				RBS1-2595
- E-TFCS information				RBS1-2596
- Reference Beta Information QPSK list				RBS1-2597
- Reference Code Rate		2		RBS1-2598
- Reference Beta		-10		RBS1-2599
- Reference Code Rate		8		RBS1-2600
- Reference Beta		-3		RBS1-2601
- Reference Beta Information 16QAM list				RBS1-2602
- Reference Code Rate		2		RBS1-2603
- Reference Beta		-5		RBS1-2604
- Reference Code Rate		8		RBS1-2605
- Reference Beta		2		RBS1-2606
- CHOICE TDD mode		1.28 Mcps TDD		RBS1-2607
- SNPL Reporting Type		type1		RBS1-2608
- PRXdes_base		-112		RBS1-2609
- Beacon PL Est		FALSE		RBS1-2610
- TPC step size		1		RBS1-2611
- Uplink synchronisation parameters		Not present		RBS1-2612
- E-PUCH TS configuration list				RBS1-2613
- TS number		3		RBS1-2614
- Midamble shift and burst type				RBS1-2615
- Midamble Allocation Mode		Default midamble		RBS1-2616
- Midamble configuration		16		RBS1-2617
- Midamble Shift		Not Present		RBS1-2618
- Minimum allowed code rate		0		RBS1-2619
- Maximum allowed code rate		63		RBS1-2620
- Power Offset for Scheduling Info		Not Present		RBS1-2621
- Non-scheduled transmission grant info	A11, A16a	Not Present		RBS1-2622
	, A19, A20, A22, A23, A24		Rel-8	RBS1-2623
- Non-scheduled transmission grant info	A12, A13, A14, A15			RBS1-2624
- CHOICE TDD Option		1.28 Mcps TDD		RBS1-2625
- N _{E-UCCH}		1		RBS1-2626
- N _{E-HICH}		4		RBS1-2627
- Timeslot Resource Related Information		00100		RBS1-2628
- Power Resource Related Information		1		RBS1-2629
- Activation Time		0		RBS1-2630
- Subframe number		0		RBS1-2631
- Repetition period and length				RBS1-2632
- Repetition period		2		RBS1-2633
- Repetition Length		1		RBS1-2634
- Code Resource Information		8/1		RBS1-2635
- E-HICH Information				RBS1-2636
- Timeslot number		6		RBS1-2637
- Channelisation code		16/15		RBS1-2638
- Midamble Allocation mode		Default midamble		RBS1-2639
- Midamble configuration		16		RBS1-2640
- Signature Sequence Group Index		0		RBS1-2641
Multi-carrier E-DCH Info for LCR TDD		Not Present	Rel-10	RBS1-2641a
CHOICE Mode	A1, A2, A3, A4, A5, A6, A7, A8	TDD		RBS1-2642
	, A9, A10		Rel-5	RBS1-2643
Downlink HS-PDSCH Information	A1, A2, A3, A4, A5, A6, A7, A8	Not Present	Rel-5	RBS1-2644
Downlink HS-PDSCH Information	A9, A10		Rel-5	RBS1-2645
	, A11, A12, A13, A14,		Rel-7	RBS1-2646

Information Element	Condition	Value/remark	Version	Index
	A15, A16, A16a, A17, A18, A19, A20, A21, A22, A23, A24		Rel-8	RBS1-2647
- HS-SCCH Info				RBS1-2648
- CHOICE mode		TDD		RBS1-2649
- CHOICE TDD option		1.28 Mcps		RBS1-2650
- HS-SCCH Set Configuration				RBS1-2651

Information Element	Condition	Value/remark	Version	Index
- Timeslot number		0		RBS1-2652
- First Channelisation code		(16/11)		RBS1-2653
- Second Channelisation code		(16/12)		RBS1-2654
- Midamble Allocation mode		Default midamble		RBS1-2655
- Midamble configuration		8		RBS1-2656
- BLER target		-2.0		RBS1-2657
- HS-SICH configuration				RBS1-2658
- Timeslot number		1		RBS1-2659
- Channelisation code		(16/13)		RBS1-2660
- Midamble Allocation mode		Default midamble		RBS1-2661
- Midamble configuration		8		RBS1-2662
- Ack-Nack Power Offset		0		RBS1-2663
- PRX _{HS-SICH}		-120		RBS1-2664
- TPC step size		1dB		RBS1-2665
- CHOICE mode		TDD		RBS1-2666
- CHOICE TDD option		1.28 Mcps TDD		RBS1-2667
- HS-PDSCH Midamble Configuration				RBS1-2668
- Midamble Allocation Mode		Default midamble		RBS1-2669
- Midamble Configuration		8		RBS1-2670
- Midamble Shift		Not present		RBS1-2671
Downlink information common for all radio links	A5, A6, A18	Not Present		RBS1-2672
			Rel-8	RBS1-2673
Downlink information common for all radio links	A1, A2, A3			RBS1-2674
- Downlink DPCH info common for all RL				RBS1-2675
- Timing indication		Maintain		RBS1-2676
- CFN-targetSFN frame offset		Not Present		RBS1-2677
- Downlink DPCH power control information				RBS1-2678
- CHOICE mode		TDD		RBS1-2679
- TPC Step Size		1		RBS1-2680
- MAC-d HFN initial value		Not Present		RBS1-2681
- CHOICE mode		TDD		RBS1-2682
- CHOICE mode		TDD		RBS1-2683
- CHOICE TDD option		1.28 Mcps TDD		RBS1-2684
- TSTD indicator		FALSE		RBS1-2685
- Default DPCH Offset Value		Not Present		RBS1-2686
Downlink information common for all radio links	A9		Rel-5	RBS1-2687
	, A11, A12, A14, A15, A16, A17		Rel-7	RBS1-2688
	, A21, A22		Rel-8	RBS1-2689
- Downlink DPCH info common for all RL				RBS1-2690
- Timing indication		Maintain		RBS1-2691
- CFN-targetSFN frame offset		Not Present		RBS1-2692
- Downlink DPCH power control information				RBS1-2693
- CHOICE mode		TDD		RBS1-2694
- TPC Step Size		1		RBS1-2695
- MAC-d HFN initial value		Not Present		RBS1-2696
- CHOICE mode		TDD		RBS1-2697
- CHOICE mode		TDD		RBS1-2698
- CHOICE TDD option		1.28 Mcps TDD		RBS1-2699
- TSTD indicator		FALSE		RBS1-2700
- Default DPCH Offset Value		Not Present		RBS1-2701
- MAC-hs reset indicator		TRUE		RBS1-2702
Downlink information common for all radio links	A4, A7, A8			RBS1-2703
- Downlink DPCH info common for all RL				RBS1-2704
- Timing indication		Initialize		RBS1-2705
- CFN-targetSFN frame offset		Not Present		RBS1-2706
- Downlink DPCH power control information				RBS1-2707
- CHOICE mode		TDD		RBS1-2708
- TPC Step Size		1		RBS1-2709
- MAC-d HFN initial value		Not Present		RBS1-2710
- CHOICE mode		TDD		RBS1-2711
- CHOICE mode		TDD		RBS1-2712

Information Element	Condition	Value/remark	Version	Index
- CHOICE TDD option		1.28 Mcps TDD		RBS1-2713
- TSTD indicator		FALSE		RBS1-2714
- Default DPCH Offset Value				RBS1-2715
- CHOICE mode		TDD		RBS1-2716
- Default DPCH Offset Value		0 Integer(0..7)		RBS1-2717
Downlink information common for all radio links	A10		Rel-5	RBS1-2718
- Downlink DPCH info common for all RL				RBS1-2719
- Timing indication		Initialize		RBS1-2720
- CFN-targetSFN frame offset		Not Present		RBS1-2721
- Downlink DPCH power control information				RBS1-2722
- CHOICE mode		TDD		RBS1-2723
- TPC Step Size		1		RBS1-2724
- MAC-d HFN initial value		Not Present		RBS1-2725
- CHOICE mode		TDD		RBS1-2726
- CHOICE mode		TDD		RBS1-2727
- CHOICE TDD option		1.28 Mcps TDD		RBS1-2728
- TSTD indicator		FALSE		RBS1-2729
- Default DPCH Offset Value		Not Present		RBS1-2730
- MAC-hs reset indicator		TRUE		RBS1-2731
Downlink information common for all radio links	A13, A15, A16a		Rel-7	RBS1-2732
	, A19, A20, A23, A24		Rel-8	RBS1-2733
- Downlink DPCH info common for all RL				RBS1-2734
- Timing indication		Maintain		RBS1-2735
- Timing maintained Synchronization indicator		FALSE		RBS1-2736
- Downlink DPCH power control information				RBS1-2737
- CHOICE mode		TDD		RBS1-2738
- TPC Step Size		1		RBS1-2739
- CHOICE mode		TDD		RBS1-2740
- CHOICE mode		TDD		RBS1-2741
- CHOICE TDD option		1.28 Mcps TDD		RBS1-2742
- TSTD indicator		FALSE		RBS1-2743
- Default DPCH Offset Value		Not Present		RBS1-2744
- MAC-hs reset indicator		Not Present		RBS1-2745
Downlink information per radio link list	A1, A2, A3, A4, A7, A8			RBS1-2746
	, A9, A10		Rel-5	RBS1-2747
	, A16, A17		Rel-7	RBS1-2748
	, A21			RBS1-2749
- Downlink information for each radio link				RBS1-2750
- Choice mode		TDD		RBS1-2751
- Primary CCPCH info				RBS1-2752
- Choice mode		TDD		RBS1-2753
- Choice TDD Option		1.28 Mcps TDD		RBS1-2754
- TSTD indicator		FALSE		RBS1-2755
- Cell parameters ID		Ref. to the Default setting in clause 6.1 (TDD) Integer(0..127)		RBS1-2756
- SCTD indicator		FALSE		RBS1-2757
- Downlink DPCH info for each RL				RBS1-2758
- CHOICE mode		TDD		RBS1-2759
- DL CCTrCh List				RBS1-2760
- TFCS ID		2 Integer(1.8)		RBS1-2761
- Time info				RBS1-2762
- Activation time		Now		RBS1-2763
- Duration		Infinite		RBS1-2764
- Common timeslot info				RBS1-2765
- 2 nd interleaving mode		Default value is "Frame"		RBS1-2766
- TFCI coding		Reference to clause 6 Parameter set		RBS1-2767
- Puncturing limit		Reference to clause 6 Parameter set		RBS1-2768
- Repetition period		1		RBS1-2769
- Repetition length		NULL		RBS1-2770
- Downlink DPCH timeslots and codes				RBS1-2771

Information Element	Condition	Value/remark	Version	Index
- First individual timeslot info				RBS1-2772
- Timeslot number				RBS1-2773
- CHOICE TDD option		1.28 Mcps TDD		RBS1-2774
- Timeslot number		4 OR 5 OR 6		RBS1-2775
- TFCI existence		TRUE		RBS1-2776
- Midamble shift and burst type				RBS1-2777
- CHOICE TDD option		1.28 Mcps TDD		RBS1-2778
- Midamble allocation mode		Default midamble		RBS1-2779
- Midamble configuration		16		RBS1-2780
- Midamble Shift		Not Present		RBS1-2781
- CHOICE TDD option		1.28 Mcps TDD		RBS1-2782
- Modulation		QPSK		RBS1-2783
- SS-TPC Symbols		1		RBS1-2784
- Additional TPC-SS Symbols		Not present		RBS1-2785
- First timeslot channelisation codes		Repeated (1,2) for each channelisation code assigned in the slot to meet the needs of clause 6 Parameter Set.		RBS1-2786
- CHOICE codes representation				RBS1-2787
- Channelisation codes bitmap		Reference to clause 6.11 Parameter Set		RBS1-2788
- CHOICE more timeslots		No more timeslots		RBS1-2789
- UL CCTrCH TPC List		This list is not required for 1.28 Mcps TDD and is to be ignored by the UE.		RBS1-2790
- UL TPC TFCS Identity				RBS1-2791
- TFCS ID		1		RBS1-2792
- Shared Channel Indicator		FALSE		RBS1-2793
- DL CCTrCH List to Remove		Not present		RBS1-2794
- SCCPCH Information for FACH		Not Present	R99 and Rel-4 only	RBS1-2795
- E-AGCH Info		Not Present	Rel-6	RBS1-2796
- CHOICE mode		TDD	Rel-7	RBS1-2797
- E-HICH Information		Not Present	Rel-7	RBS1-2798
Downlink information per radio link list	A11, A12, A13, A14, A15, A16a, A19, A20, A22, A23, A24		Rel-7	RBS1-2799
			Rel-8	RBS1-2800
- Downlink information for each radio link				RBS1-2801
- Choice mode		TDD		RBS1-2802
- Primary CCPCH info				RBS1-2803
- Choice mode		TDD		RBS1-2804
- Choice TDD Option		1.28 Mcps TDD		RBS1-2805
- TSTD indicator		FALSE		RBS1-2806
- Cell parameters ID		Ref. to the Default setting in clause 6.1 (TDD) Integer(0..127)		RBS1-2807
- SCTD indicator		FALSE		RBS1-2808
- Downlink DPCH info for each RL				RBS1-2809
- CHOICE mode		TDD		RBS1-2810
- DL CCTrCh List				RBS1-2811
- TFCS ID		2 Integer(1.8)		RBS1-2812
- Time info				RBS1-2813
- Activation time		Now		RBS1-2814
- Duration		Infinite		RBS1-2815
- Common timeslot info				RBS1-2816
- 2nd interleaving mode		Default value is "Frame"		RBS1-2817
- TFCI coding		Reference to clause 6 Parameter set		RBS1-2818
- Puncturing limit		Reference to clause 6 Parameter set		RBS1-2819
- Repetition period		1		RBS1-2820
- Repetition length		NULL		RBS1-2821
- Downlink DPCH timeslots and codes				RBS1-2822
- First individual timeslot info				RBS1-2823
- Timeslot number				RBS1-2824

Information Element	Condition	Value/remark	Version	Index
- CHOICE TDD option		1.28 Mcps TDD		RBS1-2825
- Timeslot number		4 OR 5 OR 6		RBS1-2826
- TFCI existence		TRUE		RBS1-2827
- Midamble shift and burst type				RBS1-2828
- CHOICE TDD option		1.28 Mcps TDD		RBS1-2829
- Midamble allocation mode		Default midamble		RBS1-2830
- Midamble configuration		16		RBS1-2831
- Midamble Shift		Not Present		RBS1-2832
- CHOICE TDD option		1.28 Mcps TDD		RBS1-2833
- Modulation		QPSK		RBS1-2834
- SS-TPC Symbols		1		RBS1-2835
- Additional TPC-SS Symbols		Not present		RBS1-2836
- First timeslot channelisation codes		Repeated (1,2) for each channelisation code assigned in the slot to meet the needs of clause 6 Parameter Set.		RBS1-2837
- CHOICE codes representation				RBS1-2838
- Channelisation codes bitmap		Reference to clause 6.11 Parameter Set		RBS1-2839
- CHOICE more timeslots		No more timeslots		RBS1-2840
- UL CCTrCH TPC List		This list is not required for 1.28 Mcps TDD and is to be ignored by the UE.		RBS1-2841
- UL TPC TFCS Identity				RBS1-2842
- TFCS ID		1		RBS1-2843
- Shared Channel Indicator		FALSE		RBS1-2844
- DL CCTrCH List to Remove		Not present		RBS1-2845
- E-AGCH Info				RBS1-2846
- CHOICE mode		TDD		RBS1-2847
- CHOICE TDD Option		1.28 Mcps TDD		RBS1-2848
- RDI Indicator		FALSE		RBS1-2849
- TPC step size		1		RBS1-2850
- E-AGCH set configuration				RBS1-2851
- Timeslot number		6		RBS1-2852
- First Channelisation code		16/13		RBS1-2853
- Second Channelisation code		16/14		RBS1-2854
- Midamble Allocation mode		Default midamble		RBS1-2855
- Midamble configuration		16		RBS1-2856
- Midamble Shift		Not Present		RBS1-2857
- E-AGCH BLER target		-0.05		RBS1-2858
- CHOICE mode		TDD		RBS1-2859
- CHOICE TDD Option		1.28 Mcps TDD		RBS1-2860
- N _{E-HICH}		15		RBS1-2861
- E-HICH set configuration				RBS1-2862
- EI		2		RBS1-2863
- Timeslot number		6		RBS1-2864
- Channelisation code		16/15		RBS1-2865
- Midamble Allocation mode		Default midamble		RBS1-2866
- Midamble configuration		16		RBS1-2867
- Midamble Shift		Not Present		RBS1-2868
Downlink information per radio link list	A5			RBS1-2869
- Downlink information for each radio link				RBS1-2870
- Choice mode		TDD		RBS1-2871
- Primary CCPCH info				RBS1-2872
- Choice mode		TDD		RBS1-2873
- Choice TDD Option		1.28 Mcps TDD		RBS1-2874
- TSTD indicator		FALSE		RBS1-2875
- Cell parameters ID		Ref. to the Default setting in clause 6.1 (TDD) Integer(0..127)		RBS1-2876
- SCTD indicator		FALSE		RBS1-2877
- Downlink DPCH info for each RL		Not Present		RBS1-2878
- SCCPCH Information for FACH		Not Present	R99 and Rel-4 only	RBS1-2879
- E-AGCH Info		Not Present	Rel-6	RBS1-2880

Information Element	Condition	Value/remark	Version	Index
- CHOICE <i>mode</i>		TDD	Rel-7	RBS1-2881
- E-HICH Information		Not Present	Rel-7	RBS1-2882
Downlink information per radio link list	A6,	Not Present	Rel-8	RBS1-2883
	A18			RBS1-2884
MBMS PL Service Restriction Information	A1, A2, A3, A4, A5, A6, A7, A8	Not Present	Rel-5	RBS1-2885
	A9, A10			RBS1-2886
	A11, A12, A13, A14, A15, A16, A16a, A17,		Rel-7	RBS1-2887
	A19, A20, A21, A22, A23, A24			Rel-8
CELL_DCH measurement occasion info LCR		Not Present	Rel-9	RBS1-2888a

Condition	Explanation	Version
A1	This IE need for "Non speech to CELL_DCH from CELL_DCH in CS"	
A2	This IE need for "Speech to CELL_DCH from CELL_DCH in CS"	
A3	This IE need for "Packet to CELL_DCH from CELL_DCH in PS"	
A4	This IE need for "Packet to CELL_DCH from CELL_FACH in PS"	
A5	This IE need for "Packet to CELL_FACH from CELL_DCH in PS"	
A6	This IE need for "Packet to CELL_FACH from CELL_FACH in PS"	
A7	This IE need for "Non speech to CELL_DCH from CELL_FACH in CS"	
A8	This IE need for "Speech to CELL_DCH from CELL_FACH in CS"	
A9	This IE is needed for "Packet to CELL_DCH / HS-DSCH using three multiplexing options", or when not stated otherwise, for "Packet to CELL_DCH / HS-DSCH from CELL_DCH in PS"	Rel-5
A10	This IE is needed for "Packet to CELL_DCH / HS-DSCH using one multiplexing option", or when not stated otherwise, for "Packet to CELL_DCH / HS-DSCH from CELL_FACH in PS"	Rel-5
A11	This IE is needed for "Packet to CELL_DCH / E-DCH / HS-DSCH using three multiplexing options (3/3) and SRBs mapped on DCH/DCH"	Rel-7
A12	This IE is needed for "Packet to CELL_DCH / E-DCH / HS-DSCH using one multiplexing option (1/1) and SRBs mapped on E-DCH/DCH"	Rel-7
A13	This IE is needed for "Packet to CELL_DCH / E-DCH / HS-DSCH using one multiplexing option (1/1) and SRBs mapped on E-DCH/HS-DSCH"	Rel-7
A14	This IE is needed for "Packet to CELL_DCH / E-DCH / HS-DSCH with multiple RABs (two streaming/interactive/background) using one multiplexing option (1/1) and SRBs mapped on E-DCH/DCH"	Rel-7
A15	This IE is needed for "Packet to CELL_DCH / E-DCH / HS-DSCH with multiple RABs (one conversational and one streaming/interactive/background) using one multiplexing option (1/1) and SRBs mapped on E-DCH/HS-DSCH"	Rel-7
A16	This IE is needed for "Packet to CELL_DCH / HS-DSCH with enhanced data rate and RLC AM"	Rel-7
A16a	This IE is needed for "Packet to CELL_DCH / HS-DSCH with enhanced data rate and RLC AM using one multiplexing option (1/1) and SRBs mapped on E-DCH/HS-DSCH (MAC-ehs)"	Rel-7
A17	This IE is needed for "Packet to CELL_DCH / HS-DSCH with enhanced data rate and RLC UM"	Rel-7

A18	This IE is needed for "Packet to CELL_FACH from CELL_FACH using one multiplexing option (1/1) and SRBs mapped on E-DCH/HS-DSCH"	Rel-8
A19	This IE is needed for " Packet to CELL_DCH / E-DCH / HS-DSCH with SPS operation"	Rel-8
A20	This IE is needed for " Packet to CELL_DCH / E-DCH / HS-DSCH with Control Channel DRX operation "	Rel-8
A21	This IE is needed for "Packet to CELL_DCH / HS-DSCH with MIMO"	Rel-8
A22	This IE is needed for "UM Packet to CELL_DCH / E-DCH (MAC-i/is) / HS-DSCH (MAC-ehs) with multiple RABs (three streaming/interactive/background) using one multiplexing option (1/1) and SRBs mapped on E-DCH (MAC-i/is)/DCH"	Rel-8
A23	This IE is needed for "UM Packet to CELL_DCH / E-DCH (MAC-i/is) / HS-DSCH (MAC-ehs) using one multiplexing option (1/1) and SRBs mapped on E-DCH (MAC-i/is)/HS-DSCH (MAC-ehs)"	Rel-8
A24	This IE is needed for "AM Packet to CELL_DCH from Enhanced CELL_FACH in PS with SRBs mapped on E-DCH (MAC-i/is)/HS-DSCH(MAC-ehs)"	Rel-8

Condition	Explanation	Version
MAC-I-FIXED	Used with other condition when MAC-i/is with Fixed RLC PDU size is configured	Rel-8
MAC-I-FLEX	Used with other condition when MAC-i/is with Flexible RLC PDU size is configured	Rel-8

Contents of RADIO BEARER SETUP message: AM or UM (7.68 Mcps TDD)

Information Element	Condition	Value/remark	Version	Index
Message Type	A1, A2, A3, A4, A5, A6, A7, A8, A11, A9, A10		Rel-5 Rel-6	RBS7-001 RBS7-002 RBS7-003 RBS7-004
RRC transaction identifier		Arbitrarily selects an integer between 0 and 3		RBS7-005 RBS7-006
Integrity check info - message authentication code		SS calculates the value of MAC-I for this message and writes to this IE. The first/leftmost bit of the bit string contains the most significant bit of the MAC-I.		RBS7-007
- RRC message sequence number		SS provides the value of this IE, from its internal counter.		RBS7-008
Integrity protection mode info		Not Present		RBS7-009
Ciphering mode info		Not Present		RBS7-010
Activation time	A1, A2, A3, A11, A9	$(256+CFN-(CFN \text{ MOD } 8 + 8)) \text{ MOD } 256$	Rel-5 Rel-6	RBS7-011 RBS7-012 RBS7-013
Activation time	A4, A5, A6, A7, A8, A10	Not Present	Rel-5	RBS7-014 RBS7-015
New U-RNTI	A1, A2, A3, A4, A5, A6, A7, A8, A11, A9, A10	Not Present	Rel-5 Rel-6	RBS7-016 RBS7-017 RBS7-018
New C-RNTI	A1, A2, A3, A4, A7, A8, A11, A9, A10	Not Present	Rel-5 Rel-6	RBS7-019 RBS7-020 RBS7-021 RBS7-022
New C-RNTI New DSCH-RNTI	A5, A6 A1, A2, A3, A4, A5, A6, A7, A8, A11	'1010 1010 1010 1010' Not Present		
New H-RNTI	A1, A2, A3, A4, A5, A6, A7, A8, A11	Not Present	Rel-5	RBS7-023
New H-RNTI	A9, A10	'1010 1010 1010 1010'	Rel-5 Rel-6	RBS7-024 RBS7-025
CHOICE mode	A12, A13, A14, A15 A1, A2, A3, A4, A5, A6, A7, A8, A9, A10, A11	TDD	Rel-7	RBS7-026
- New E-RNTI	A1, A2, A3, A4, A5, A6, A7, A8, A9, A10, A11	Not Present	Rel-7	RBS7-027 RBS7-028
RRC State indicator	A1, A2, A3, A4, A7, A8, A11	CELL_DCH		RBS7-029

Information Element	Condition	Value/remark	Version	Index
RRC State indicator	, A9, A10		Rel-5	RBS7-030
UTRAN DRX cycle length coefficient	A5, A6	CELL_FACH	Rel-6	RBS7-031
	A1, A2, A3, A4, A5, A6, A7, A8, A11, A9, A10	Not Present		RBS7-032
			Rel-5	RBS7-033
CN information info		Not Present	Rel-6	RBS7-034
URA identity		Not Present		RBS7-035
CHOICE Specification mode		Complete specification		RBS7-036
- Signalling RB information to setup		Not Present	Rel-6	RBS7-037
- RAB information for setup	A1, A7			RBS7-038
- RAB info		0000 0001B		RBS7-039
- RAB identity		The first/ leftmost bit of the bit string contains the most significant bit of the RAB identity.		RBS7-040
		CS domain		RBS7-041
- CN domain identity		Not Present		RBS7-042
- NAS Synchronization Indicator		useT314		RBS7-043
- Re-establishment timer				RBS7-044
- RB information to setup				RBS7-045
- RB identity		10		RBS7-046
- PDCP info		Not Present		RBS7-047
- CHOICE RLC info type		RLC info		RBS7-048
- CHOICE Uplink RLC mode		TM RLC		RBS7-049
- Transmission RLC discard		Not Present		RBS7-050
- Segmentation indication		FALSE		RBS7-051
- CHOICE Downlink RLC mode		TM RLC		RBS7-052
- Segmentation indication		FALSE		RBS7-053
- RB mapping info				RBS7-054
- Information for each multiplexing option				RBS7-055
- RLC logical channel mapping indicator		Not Present		RBS7-056
- Number of uplink RLC logical channels		1		RBS7-057
- Uplink transport channel type		DCH		RBS7-058
- UL Transport channel identity		1		RBS7-059
- Logical channel identity		Not Present		RBS7-060
- CHOICE RLC size list		Configured		RBS7-061
- MAC logical channel priority		7		RBS7-062
- Downlink RLC logical channel info				RBS7-063
- Number of downlink RLC logical channels		1		RBS7-064
- Downlink transport channel type		DCH		RBS7-065
- DL DCH Transport channel identity		6		RBS7-066
- DL DSCH Transport channel identity		Not Present		RBS7-067
- Logical channel identity		Not Present		RBS7-068
- RAB information for setup	A2, A8			RBS7-069
- RAB info		0000 0001B		RBS7-070
- RAB identity		The first/ leftmost bit of the bit string contains the most significant bit of the RAB identity.		RBS7-071
		CS domain		RBS7-072
- CN domain identity		Not Present		RBS7-073
- NAS Synchronization Indicator		useT314		RBS7-074
- Re-establishment timer				RBS7-075
- RB information to setup				RBS7-076
- RB identity		10		RBS7-077
- PDCP info		Not Present		RBS7-078
- CHOICE RLC info type		RLC info		RBS7-079
- CHOICE Uplink RLC mode		TM RLC		RBS7-080
- Transmission RLC discard		Not Present		RBS7-081

Information Element	Condition	Value/remark	Version	Index
- Segmentation indication		FALSE		RBS7-082
- CHOICE Downlink RLC mode		TM RLC		RBS7-083
- Segmentation indication		FALSE		RBS7-084
- RB mapping info				RBS7-085
- Information for each multiplexing option				RBS7-086
- RLC logical channel mapping indicator		Not Present		RBS7-087
- Number of uplink RLC logical channels		1		RBS7-088
- Uplink transport channel type		DCH		RBS7-089
- UL Transport channel identity		1		RBS7-090
- Logical channel identity		Not Present		RBS7-091
- CHOICE RLC size list		Configured		RBS7-092
- MAC logical channel priority		6		RBS7-093
- Downlink RLC logical channel info				RBS7-094
- Number of downlink RLC logical channels		1		RBS7-095
- Downlink transport channel type		DCH		RBS7-096
- DL DCH Transport channel identity		6		RBS7-097
- DL DSCH Transport channel identity		Not Present		RBS7-098
- Logical channel identity		Not Present		RBS7-099
- RB identity		11		RBS7-100
- PDCP info		Not Present		RBS7-101
- CHOICE RLC info type		RLC info		RBS7-102
- CHOICE Uplink RLC mode		TM RLC		RBS7-103
- Transmission RLC discard		Not Present		RBS7-104
- Segmentation indication		FALSE		RBS7-105
- CHOICE Downlink RLC mode		TM RLC		RBS7-106
- Segmentation indication		FALSE		RBS7-107
- RB mapping info				RBS7-108
- Information for each multiplexing option				RBS7-109
- RLC logical channel mapping indicator		Not Present		RBS7-110
- Number of uplink RLC logical channels		1		RBS7-111
- Uplink transport channel type		DCH		RBS7-112
- UL Transport channel identity		2		RBS7-113
- Logical channel identity		Not Present		RBS7-114
- CHOICE RLC size list		Configured		RBS7-115
- MAC logical channel priority		6		RBS7-116
- Downlink RLC logical channel info				RBS7-117
- Number of downlink RLC logical channels		1		RBS7-118
- Downlink transport channel type		DCH		RBS7-119
- DL DCH Transport channel identity		7		RBS7-120
- DL DSCH Transport channel identity		Not Present		RBS7-121
- Logical channel identity		Not Present		RBS7-122
- RB identity		12		RBS7-123
- PDCP info		Not Present		RBS7-124
- CHOICE RLC info type		RLC info		RBS7-125
- CHOICE Uplink RLC mode		TM RLC		RBS7-126
- Transmission RLC discard		Not Present		RBS7-127
- Segmentation indication		FALSE		RBS7-128
- CHOICE Downlink RLC mode		TM RLC		RBS7-129
- Segmentation indication		FALSE		RBS7-130
- RB mapping info				RBS7-131
- Information for each multiplexing				RBS7-132

Information Element	Condition	Value/remark	Version	Index
option - RLC logical channel mapping indicator		Not Present		RBS7-133
- Number of uplink RLC logical channels		1		RBS7-134
- Uplink transport channel type		DCH		RBS7-135
- UL Transport channel identity		3		RBS7-136
- Logical channel identity		Not Present		RBS7-137
- CHOICE RLC size list		Configured		RBS7-138
- MAC logical channel priority		6		RBS7-139
- Downlink RLC logical channel info				RBS7-140
- Number of downlink RLC logical channels		1		RBS7-141
- Downlink transport channel type		DCH		RBS7-142
- DL DCH Transport channel identity		8		RBS7-143
- DL DSCH Transport channel identity		Not Present		RBS7-144
- Logical channel identity		Not Present		RBS7-145
- RAB information for setup	A3, A4, A5, A6	(AM DTCH for PS domain)		RBS7-146
- RAB info		0000 0101B		RBS7-147
- RAB identity		The first/ leftmost bit of the bit string contains the most significant bit of the RAB identity.		RBS7-148
- CN domain identity		PS domain		RBS7-149
- NAS Synchronization Indicator		Not Present		RBS7-150
- Re-establishment timer		useT315		RBS7-151
- RB information to setup				RBS7-152
- RB identity		20		RBS7-153
- PDCP info				RBS7-154
- Support for lossless SRNS relocation		FALSE		RBS7-155
- Max PDCP SN window size		Not present		RBS7-156
- PDCP PDU header		Absent		RBS7-157
- Header compression		Not present		RBS7-158
information				
- CHOICE RLC info type		RLC info		RBS7-159
- CHOICE Uplink RLC mode		AM RLC		RBS7-160
- Transmission RLC discard				RBS7-161
- CHOICE SDU discard mode		No Discard		RBS7-162
- MAX_DAT		15		RBS7-163
- Transmission window size		128		RBS7-164
- Timer_RST		500		RBS7-165
- Max_RST		4		RBS7-166
- Polling info				RBS7-167
- Timer_poll_prohibit		200		RBS7-168
- Timer_poll		200		RBS7-169
- Poll_PDU		Not Present		RBS7-170
- Poll_SDU		1		RBS7-171
- Last transmission PDU poll		TRUE		RBS7-172
- Last retransmission PDU poll		TRUE		RBS7-173
- Poll_Windows		99		RBS7-174
- Timer_poll_periodic		Not Present		RBS7-175
- CHOICE Downlink RLC mode		AM RLC		RBS7-176
- In-sequence delivery		TRUE		RBS7-177
- Receiving window size		128		RBS7-178
- Downlink RLC status info				RBS7-179
- Timer_status_prohibit		200		RBS7-180
- Timer_EPC		Not Present		RBS7-181
- Missing PDU indicator		TRUE		RBS7-182
- Timer_STATUS_periodic		Not Present		RBS7-183
- RB mapping info				RBS7-184
- Information for each multiplexing option		2 RBMuxOptions		RBS7-185

Information Element	Condition	Value/remark	Version	Index
- RLC logical channel mapping indicator		Not Present		RBS7-186
- Number of uplink RLC logical channels		1		RBS7-187
- Uplink transport channel type		DCH		RBS7-188
- UL Transport channel identity		1		RBS7-189
- Logical channel identity		Not Present		RBS7-190
- CHOICE RLC size list		Configured		RBS7-191
- MAC logical channel priority		8		RBS7-192
- Downlink RLC logical channel info				RBS7-193
- Number of downlink RLC logical channels		1		RBS7-194
- Downlink transport channel type		DCH		RBS7-195
- DL DCH Transport channel identity		6		RBS7-196
- DL DSCH Transport channel identity		Not Present		RBS7-197
- Logical channel identity		Not Present		RBS7-198
- RLC logical channel mapping indicator		Not Present		RBS7-199
- Number of uplink RLC logical channels		1		RBS7-200
- Uplink transport channel type		RACH		RBS7-201
- UL Transport channel identity		Not Present		RBS7-202
- Logical channel identity		7		RBS7-203
- CHOICE RLC size list		Explicit list		RBS7-204
- RLC size index		Reference to clause 6 Parameter Set		RBS7-205
- MAC logical channel priority		8		RBS7-206
- Downlink RLC logical channel info				RBS7-207
- Number of downlink RLC logical channels		1		RBS7-208
- Downlink transport channel type		FACH		RBS7-209
- DL DCH Transport channel identity		Not Present		RBS7-210
- DL DSCH Transport channel identity		Not Present		RBS7-211
- Logical channel identity		7		RBS7-212
- RAB information for setup	A9	(high-speed AM DTCH for PS domain)	Rel-5	RBS7-213
- RAB info		0000 0101B		RBS7-214
- RAB identity		The first/ leftmost bit of the bit string contains the most significant bit of the RAB identity.		RBS7-215
- CN domain identity		PS domain		RBS7-216
- NAS Synchronization Indicator		Not Present		RBS7-217
- Re-establishment timer		useT315		RBS7-218
- RB information to setup				RBS7-219
- RB identity		25		RBS7-220
- PDCP info				RBS7-221
- Support for lossless SRNS relocation		FALSE		RBS7-222
- Max PDCP SN window size		Not present		RBS7-223
- PDCP PDU header		Absent		RBS7-224
- Header compression information		Not present		RBS7-225
- CHOICE RLC info type		RLC info		RBS7-226
- CHOICE Uplink RLC mode		AM RLC		RBS7-227
- Transmission RLC discard				RBS7-228
- CHOICE SDU discard mode		No Discard		RBS7-229
- MAX_DAT		15		RBS7-230
- Transmission window size		128		RBS7-231
- Timer_RST		500		RBS7-232
- Max_RST		4		RBS7-233

Information Element	Condition	Value/remark	Version	Index
- Polling info		100		RBS7-234
- Timer_poll_prohibit		100		RBS7-235
- Timer_poll		Not Present		RBS7-236
- Poll_PDU		1		RBS7-237
- Poll_SDU		TRUE		RBS7-238
- Last transmission PDU poll		TRUE		RBS7-239
- Last retransmission PDU poll		99		RBS7-240
- Poll_Windows		Not Present		RBS7-241
- Timer_poll_periodic		AM RLC		RBS7-242
- CHOICE Downlink RLC mode		Reference to clause 6 Parameter Set		RBS7-243
- CHOICE Downlink RLC PDU Size				RBS7-244
- In-sequence delivery		TRUE		RBS7-245
- Receiving window size		768		RBS7-246
- Downlink RLC status info		100		RBS7-247
- Timer_status_prohibit		Not Present		RBS7-248
- Timer_EPC		TRUE		RBS7-249
- Missing PDU indicator		Not Present		RBS7-250
- Timer_STATUS_periodic		FALSE		RBS7-251
- One sided RLC re-establishment				RBS7-252
- RB mapping info				RBS7-253
- Information for each multiplexing option		3 RBMuxOptions		RBS7-254
- RLC logical channel mapping indicator		Not Present		RBS7-255
- Number of uplink RLC logical channels		1		RBS7-256
- Uplink transport channel type		DCH		RBS7-257
- UL Transport channel identity		1		RBS7-258
- Logical channel identity		Not Present		RBS7-259
- CHOICE RLC size list		Configured		RBS7-260
- MAC logical channel priority		8		RBS7-261
- Downlink RLC logical channel info				RBS7-262
- Number of downlink RLC logical channels		1		RBS7-263
- Downlink transport channel type		DCH		RBS7-264
- DL DCH Transport channel identity		6		RBS7-265
- DL DSCH Transport channel identity		Not Present		RBS7-266
- DL HS-DSCH MAC-d flow identity		Not Present		RBS7-267
- Logical channel identity		Not Present		RBS7-268
- RLC logical channel mapping indicator		Not Present		RBS7-269
- Number of uplink RLC logical channels		1		RBS7-270
- Uplink transport channel type		DCH		RBS7-271
- UL Transport channel identity		1		RBS7-272
- Logical channel identity		Not Present		RBS7-273
- CHOICE RLC size list		Configured		RBS7-274
- MAC logical channel priority		8		RBS7-275
- Downlink RLC logical channel info				RBS7-276
- Number of downlink RLC logical channels		1		RBS7-277
- Downlink transport channel type		HS-DSCH		RBS7-278
- DL DCH Transport channel identity		Not Present		RBS7-279
- DL DSCH Transport channel identity		Not Present		RBS7-280
- DL HS-DSCH MAC-d flow identity		0		RBS7-281

Information Element	Condition	Value/remark	Version	Index
- Logical channel identity		Not Present		RBS7-282
- RLC logical channel mapping indicator		Not Present		RBS7-283
- Number of uplink RLC logical channels		1		RBS7-284
- Uplink transport channel type		RACH		RBS7-285
- UL Transport channel identity		Not Present		RBS7-286
- Logical channel identity		7		RBS7-287
- CHOICE RLC size list		Explicit list		RBS7-288
- RLC size index		Reference to clause 6 Parameter Set		RBS7-289
- MAC logical channel priority		8		RBS7-290
- Downlink RLC logical channel info				RBS7-291
- Number of downlink RLC logical channels		1		RBS7-292
- Downlink transport channel type		FACH		RBS7-293
- DL DCH Transport channel identity		Not Present		RBS7-294
- DL DSCH Transport channel identity		Not Present		RBS7-295
- Logical channel identity	A10	7	Rel-5	RBS7-296
- RAB information for setup		(high-speed AM DTCH for PS domain)		RBS7-297
- RAB info		0000 0101B		RBS7-298
- RAB identity		The first/ leftmost bit of the bit string contains the most significant bit of the RAB identity.		RBS7-299
- CN domain identity		PS domain		RBS7-300
- NAS Synchronization Indicator		Not Present		RBS7-301
- Re-establishment timer		useT315		RBS7-302
- RB information to setup				RBS7-303
- RB identity		25		RBS7-304
- PDCP info				RBS7-305
- Support for lossless SRNS relocation		FALSE		RBS7-306
- Max PDCP SN window size		Not present		RBS7-307
- PDCP PDU header		Absent		RBS7-308
- Header compression		Not present		RBS7-309
- CHOICE RLC info type		RLC info		RBS7-310
- CHOICE Uplink RLC mode		AM RLC		RBS7-311
- Transmission RLC discard				RBS7-312
- CHOICE SDU discard mode		No Discard		RBS7-313
- MAX_DAT		15		RBS7-314
- Transmission window size		128		RBS7-315
- Timer_RST		500		RBS7-316
- Max_RST		4		RBS7-317
- Polling info				RBS7-318
- Timer_poll_prohibit		100		RBS7-319
- Timer_poll		100		RBS7-320
- Poll_PDU		Not Present		RBS7-321
- Poll_SDU		1		RBS7-322
- Last transmission PDU poll		TRUE		RBS7-323
- Last retransmission PDU poll		TRUE		RBS7-324
- Poll_Windows		99		RBS7-325
- Timer_poll_periodic		Not Present		RBS7-326
- CHOICE Downlink RLC mode		AM RLC		RBS7-327
- CHOICE Downlink RLC PDU Size		Reference to clause 6 Parameter Set		RBS7-328
- In-sequence delivery		TRUE		RBS7-329
- Receiving window size		768		RBS7-330
- Downlink RLC status info				RBS7-331
- Timer_status_prohibit		100		RBS7-332
- Timer_EPC		Not Present		RBS7-333
- Missing PDU indicator		TRUE		RBS7-334
- Timer_STATUS_periodic		Not Present		RBS7-335

Information Element	Condition	Value/remark	Version	Index
- One sided RLC re-establishment		FALSE		RBS7-336
- RB mapping info				RBS7-337
- Information for each multiplexing option		1 RBMuxOption		RBS7-338
- RLC logical channel mapping indicator		Not present		RBS7-339
- Number of uplink RLC logical channels		1		RBS7-340
- Uplink transport channel type		DCH		RBS7-341
- UL Transport channel identity		1		RBS7-342
- Logical channel identity		Not Present		RBS7-343
- CHOICE RLC size list		Configured		RBS7-344
- MAC logical channel priority		8		RBS7-345
- Downlink RLC logical channel info				RBS7-346
- Number of downlink RLC logical channels		1		RBS7-347
- Downlink transport channel type		HS-DSCH		RBS7-348
- DL DCH Transport channel identity		Not present		RBS7-349
- DL DSCH Transport channel identity		Not present		RBS7-350
- DL HS-DSCH MAC-d flow identity		0		RBS7-351
- Logical channel identity		Not Present		RBS7-352
- RAB information for setup	A11			RBS7-353
- RAB info		(AM DTCH for PS domain)		RBS7-354
- RAB identity		0000 0101B		RBS7-355
		The first/ leftmost bit of the bit string contains the most significant bit of the RAB identity.		
- CN domain identity		PS domain		RBS7-356
- NAS Synchronization Indicator		Not Present		RBS7-357
- Re-establishment timer		useT315		RBS7-358
- RB information to setup				RBS7-359
- RB identity		20		RBS7-360
- PDCP info				RBS7-361
- Support for lossless SRNS relocation		FALSE		RBS7-362
- Max PDCP SN window size		Not present		RBS7-363
- PDCP PDU header		Absent		RBS7-364
- Header compression information		Not present		RBS7-365
- CHOICE RLC info type		RLC info		RBS7-366
- CHOICE Uplink RLC mode		AM RLC		RBS7-367
- Transmission RLC discard				RBS7-368
- CHOICE SDU discard mode		No Discard		RBS7-369
- MAX_DAT		15		RBS7-370
- Transmission window size		128		RBS7-371
- Timer_RST		500		RBS7-372
- Max_RST		4		RBS7-373
- Polling info				RBS7-374
- Timer_poll_prohibit		200		RBS7-375
- Timer_poll		200		RBS7-376
- Poll_PDU		Not Present		RBS7-377
- Poll_SDU		1		RBS7-378
- Last transmission PDU poll		TRUE		RBS7-379
- Last retransmission PDU poll		TRUE		RBS7-380
- Poll_Windows		99		RBS7-381
- Timer_poll_periodic		Not Present		RBS7-382
- CHOICE Downlink RLC mode		AM RLC		RBS7-383
- In-sequence delivery		TRUE		RBS7-384
- Receiving window size		128		RBS7-385
- Downlink RLC status info				RBS7-386
- Timer_status_prohibit		200		RBS7-387

Information Element	Condition	Value/remark	Version	Index
- Timer_EPC - Missing PDU indicator - Timer_STATUS_periodic - RB mapping info - Information for each multiplexing option - RLC logical channel mapping indicator - Number of uplink RLC logical channels - Uplink transport channel type - UL Transport channel identity - Logical channel identity - CHOICE RLC size list - MAC logical channel priority - Downlink RLC logical channel info - Number of downlink RLC logical channels - Downlink transport channel type - DL DCH Transport channel identity - DL DSCH Transport channel identity - Logical channel identity - RLC logical channel mapping indicator - Number of uplink RLC logical channels		Not Present TRUE Not Present 2 RBmuxOptions Not Present 1 DCH 4 Not Present Configured 8 1 DCH 9 Not Present Not Present Not Present 1		RBS7-388 RBS7-389 RBS7-390 RBS7-391 RBS7-392 RBS7-393 RBS7-394 RBS7-395 RBS7-396 RBS7-397 RBS7-398 RBS7-399 RBS7-400 RBS7-401 RBS7-402 RBS7-403 RBS7-404 RBS7-405 RBS7-406 RBS7-407
- Uplink transport channel type - UL Transport channel identity - Logical channel identity - CHOICE RLC size list - RLC size index - MAC logical channel priority - Downlink RLC logical channel info - Number of downlink RLC logical channels - Downlink transport channel type - DL DCH Transport channel identity - DL DSCH Transport channel identity - Logical channel identity		RACH Not Present 7 Explicit list Reference to clause 6 Parameter Set 8 1 FACH Not Present Not Present 7		RBS7-408 RBS7-409 RBS7-410 RBS7-411 RBS7-412 RBS7-413 RBS7-414 RBS7-415 RBS7-416 RBS7-417 RBS7-418 RBS7-419
RB information to reconfigure list	A1, A2, A3, A4, A5, A6, A7, A8, A9, A10	Not Present	Rel-5 Rel-6	RBS7-420 RBS7-421 RBS7-422
RB information to be affected	A1, A2, A3, A4, A5, A6, A7, A8, A11, A9, A10	Not Present	Rel-5 Rel-6	RBS7-423 RBS7-424 RBS7-425
Downlink counter synchronization info	A1, A2, A3, A4, A5, A6, A7, A8, A11, A9, A10	Not Present	Rel-5 Rel-6	RBS7-426 RBS7-427 RBS7-428
PDCP ROHC target mode	A9, A10	Not Present	Rel-5 Rel-6	RBS7-429 RBS7-430 RBS7-431
UL Transport channel information common for all transport channels - PRACH TFCS - CHOICE mode - Individual UL CCTrCH	A1, A2, A3, A4, A5, A6, A7, A8, A11, A9, A10	Not Present TDD	Rel-5	RBS7-432 RBS7-433 RBS7-434 RBS7-435

Information Element	Condition	Value/remark	Version	Index
information - UL TFCS Identity - TFCS ID - Shared Channel Indicator - UL TFCS - CHOICE TFCS signalling - TFCS Field 1 information - CHOICE TFCS representation - TFCS complete reconfigure		1 FALSE Normal Complete reconfiguration	R99 and Rel-4 only	RBS7-436 RBS7-437 RBS7-438 RBS7-439 RBS7-440 RBS7-441 RBS7-442 RBS7-443
information - CHOICE CTFC Size - CTFC information - CTFC - Power offset information - CHOICE Gain Factors - Reference TFC ID - CHOICE mode - CHOICE Gain Factors - CHOICE mode - Gain factor β_d - Reference TFC ID - CHOICE mode - TFC subset - TFC subset list		Number of bits used must be enough to cover all combinations of CTFC from clause 6.11 Parameter Set. This IE is repeated for TFC numbers and reference to clause 6.11 Parameter Set Reference to clause 6.11 Parameter Set Computed Gain Factors(The last TFC is set to Signalled Gain Factors) 0 Integer(0.. 3) TDD Signalled Gain Factors(Not Present if the CHOICE Gain Factors is set to ComputedGain Factors) TDD 8 (Not Present if the CHOICE Gain Factors is set to Computed Gain Factors) 0 TDD Not Present Not Present		RBS7-444 RBS7-445 RBS7-446 RBS7-447 RBS7-448 RBS7-449 RBS7-450 RBS7-451 RBS7-452 RBS7-453 RBS7-454 RBS7-455 RBS7-456 RBS7-457
UL Transport channel information for all transport channels		Not Present	Rel-6	RBS7-458
Deleted UL TrCH information	A1, A2, A3, A4, A5, A6, A7, A8, A11, A9, A10	Not Present	Rel-5 Rel-6	RBS7-459 RBS7-460 RBS7-461 RBS7-462
Added or Reconfigured UL TrCH information - Uplink transport channel type - UL Transport channel identity - TFS - CHOICE Transport channel type - Dynamic Transport format	A1, A3 A4, A5, A6, A7, A9, A10	1 DCH added, 1 DCH reconfigured (if from cell_DCH) OR 2 DCHs added (if from cell_FACH) DCH 1 Dedicated transport channels	Rel-5	RBS7-463 RBS7-464 RBS7-465 RBS7-466 RBS7-467 RBS7-468
information - RLC Size - Number of TBs and TTI List - Transmission Time Interval - Number of Transport blocks - CHOICE Logical channel list - Semi-static Transport Format		Reference to clause 6.11 Parameter Set (This IE is repeated for TFI number.) Not Present Reference to clause 6.11 Parameter Set All		RBS7-469 RBS7-470 RBS7-471 RBS7-472 RBS7-473 RBS7-474
information - Transmission time interval - Type of channel coding - Coding Rate - Rate matching attribute - CRC size - Uplink transport channel type - UL Transport channel identity - TFS - CHOICE Transport channel type - Dynamic Transport format		Reference to clause 6.11 Parameter Set Reference to clause 6.11 Parameter Set Reference to clause 6.11 Parameter Set Reference to clause 6.11 Parameter Set Reference to clause 6.11 Parameter Set DCH 5 Dedicated transport channels		RBS7-475 RBS7-476 RBS7-477 RBS7-478 RBS7-479 RBS7-480 RBS7-481 RBS7-482 RBS7-483 RBS7-484
information				

Information Element	Condition	Value/remark	Version	Index
<ul style="list-style-type: none"> - RLC Size - Number of TBs and TTI List - Transmission Time Interval - Number of Transport blocks - CHOICE Logical channel list - Semi-static Transport Format information	A11	Reference to clause 6.11 Parameter Set (This IE is repeated for TFI number.)		RBS7-485
		Not Present		RBS7-486
		Reference to clause 6.11 Parameter Set		RBS7-487
		All		RBS7-488
				RBS7-489
				RBS7-490
				RBS7-491
				RBS7-492
				RBS7-493
				RBS7-494
				RBS7-495
				RBS7-496
				RBS7-497
				RBS7-498
				RBS7-499
				RBS7-500
				RBS7-501
				RBS7-502
				RBS7-503
				RBS7-504
				RBS7-505
				RBS7-506
				RBS7-507
		<ul style="list-style-type: none"> - Transmission time interval - Type of channel coding - Coding Rate - Rate matching attribute - CRC size Added or Reconfigured UL TrCH information	A2, A8	DCH
4				RBS7-498
Dedicated transport channels				RBS7-499
				RBS7-500
				RBS7-501
				RBS7-502
				RBS7-503
				RBS7-504
				RBS7-505
				RBS7-506
				RBS7-507
				RBS7-508
				RBS7-509
				RBS7-510
				RBS7-511
				RBS7-512
				RBS7-513
				RBS7-514
				RBS7-515
				RBS7-516
				RBS7-517
				RBS7-518
				RBS7-519
				RBS7-520
		RBS7-521		
		RBS7-522		
		RBS7-523		
		RBS7-524		
		RBS7-525		
		RBS7-526		
<ul style="list-style-type: none"> - Coding Rate - Rate matching attribute - CRC size - Uplink transport channel type - UL Transport channel identity - TFS - CHOICE Transport channel type - Dynamic Transport format information		Reference to clause 6.11 Parameter Set		RBS7-527
		Reference to clause 6.11 Parameter Set		RBS7-528
		Reference to clause 6.11 Parameter Set		RBS7-529
		DCH		RBS7-530
		1		RBS7-531
		Dedicated transport channels		RBS7-532
				RBS7-533
				RBS7-534
				RBS7-535
				RBS7-536
				RBS7-537
				RBS7-538
				RBS7-539
				RBS7-540
				RBS7-541
				RBS7-542

Information Element	Condition	Value/remark	Version	Index	
<ul style="list-style-type: none"> - Coding Rate - Rate matching attribute - CRC size - Uplink transport channel type - UL Transport channel identity - TFS - CHOICE Transport channel type - Dynamic Transport format information - RLC Size - Number of TBs and TTI List - Transmission Time Interval - Number of Transport blocks - CHOICE Logical channel list - Semi-static Transport Format information - Transmission time interval - Type of channel coding - Coding Rate - Rate matching attribute - CRC size - Uplink transport channel type - UL Transport channel identity - TFS - CHOICE Transport channel type - Dynamic Transport format information - RLC Size - Number of TBs and TTI List - Transmission Time Interval - Number of Transport blocks - CHOICE Logical channel list - Semi-static Transport Format information - Transmission time interval - Type of channel coding - Coding Rate - Rate matching attribute - CRC size 		Reference to clause 6.11 Parameter Set Reference to clause 6.11 Parameter Set Reference to clause 6.11 Parameter Set DCH 2 Dedicated transport channels Reference to clause 6.11 Parameter Set (This IE is repeated for TFI number.) Not Present Reference to clause 6.11 Parameter Set All Reference to clause 6.11 Parameter Set Reference to clause 6.11 Parameter Set Reference to clause 6.11 Parameter Set Reference to clause 6.11 Parameter Set DCH 3 Dedicated transport channels Reference to clause 6.11 Parameter Set (This IE is repeated for TFI number.) Not Present Reference to clause 6.11 Parameter Set All Reference to clause 6.11 Parameter Set Reference to clause 6.11 Parameter Set Reference to clause 6.11 Parameter Set Reference to clause 6.11 Parameter Set DCH 3 Dedicated transport channels Reference to clause 6.11 Parameter Set (This IE is repeated for TFI number.) Not Present Reference to clause 6.11 Parameter Set All Reference to clause 6.11 Parameter Set Reference to clause 6.11 Parameter Set Reference to clause 6.11 Parameter Set Reference to clause 6.11 Parameter Set Reference to clause 6.11 Parameter Set		RBS7-543 RBS7-544 RBS7-545 RBS7-546 RBS7-547 RBS7-548 RBS7-549 RBS7-550 RBS7-551 RBS7-552 RBS7-553 RBS7-554 RBS7-555 RBS7-556 RBS7-557 RBS7-558 RBS7-559 RBS7-560 RBS7-561 RBS7-562 RBS7-563 RBS7-564 RBS7-565 RBS7-566 RBS7-567 RBS7-568 RBS7-569 RBS7-570 RBS7-571 RBS7-572 RBS7-573 RBS7-574 RBS7-575 RBS7-576 RBS7-577	
	DL Transport channel information common for all transport channel	A1, A2, A7, A8	Not Present		RBS7-578
	- SCCPCH TFCS		Not Present		RBS7-579
	<ul style="list-style-type: none"> - CHOICE mode - Individual DL CCTrCH information - DL TFCS identity - CHOICE DL parameters - UL DCH TFCS Identity DL Transport channel information common for all transport channel - SCCPCH TFCS - CHOICE mode - Individual DL CCTrCH information - DL TFCS identity - CHOICE DL parameters - DL TFCS - TFCI Field 1 Information - CHOICE TFCS representation - TFCS complete reconfigure - CHOICE CTFC Size - CTFC information - CTFC 	A3, A4, A5, A6, A11 A10	TDD 1 CCTrCh 1 SameasUL 1 Not Present TDD 1 CCTrCh 1 Independent Complete reconfiguration Number of bits used must be enough to cover all combinations of CTFC from clause 6.11 Parameter Set. This IE is repeated for TFC numbers and reference to clause 6.11 Reference to clause 6.11 Parameter Set	Rel-5 Rel-6	RBS7-580 RBS7-581 RBS7-582 RBS7-583 RBS7-584 RBS7-585 RBS7-586 RBS7-587 RBS7-588 RBS7-589 RBS7-590 RBS7-591 RBS7-592 RBS7-593 RBS7-594 RBS7-595 RBS7-596 RBS7-597 RBS7-598 RBS7-599

Information Element	Condition	Value/remark	Version	Index
- Power offset information		Not Present		RBS7-600
DL Transport channel information common for all transport channel	A9		Rel-5	RBS7-601
- SCCPCH TFCS		Not Present		RBS7-602
- CHOICE mode		TDD		RBS7-603
- Individual DL CCTrCH information		1 CCTrCh		RBS7-604
- DL TFCS identity		1		RBS7-605
- CHOICE DL parameters		Independent		RBS7-606
- DL TFCS				RBS7-607
- TFCI Field 1 Information				RBS7-608
- CHOICE TFCS representation		Complete reconfiguration		RBS7-609
- TFCS complete reconfigure				RBS7-610
- CHOICE CTFC Size		ctfc2bit		RBS7-611
- CTFC information		0		RBS7-612
- CTFC		((DL DCH RAB, DCCH)=(TF0, TF0))		RBS7-613
- Power offset information		Not Present		RBS7-614
- CTFC		1		RBS7-615
- Power offset information		((DL DCH RAB, DCCH)=(TF0, TF1))		RBS7-616
Deleted DL TrCH information	A1, A2, A3, A4, A5, A6, A7, A8, A9, A10	Not Present		RBS7-617
			Rel-5	RBS7-618
			Rel-6	RBS7-619
Added or Reconfigured DL TrCH information	A1	1 DCH added, 1 DCH reconfigured		RBS7-620
- Downlink transport channel type		DCH		RBS7-621
- DL Transport channel identity		6		RBS7-622
- CHOICE DL parameters		Same as UL		RBS7-623
- Uplink transport channel type		DCH		RBS7-624
- UL TrCH identity		1		RBS7-625
- DCH quality target				RBS7-626
- BLER Quality value		-2.0		RBS7-627
- Downlink transport channel type		DCH		RBS7-628
- DL Transport channel identity		10		RBS7-629
- CHOICE DL parameters		Same as UL		RBS7-630
- Uplink transport channel type		DCH		RBS7-631
- UL TrCH identity		5		RBS7-632
- DCH quality target				RBS7-633
- BLER Quality value		-2.0		RBS7-634
Added or Reconfigured DL TrCH information	A3, A4, A5, A6, A7	2 TrCHs(DCH for DCCH and DCH for DTCH)		RBS7-635
- Downlink transport channel type		DCH		RBS7-636
- DL Transport channel identity		10		RBS7-637
- CHOICE DL parameters		Same as UL		RBS7-638
- Uplink transport channel type		DCH		RBS7-639
- UL TrCH identity		5		RBS7-640
- DCH quality target				RBS7-641
- BLER Quality value		-2.0		RBS7-642
- Downlink transport channel type		DCH		RBS7-643
- DL Transport channel identity		6		RBS7-644
- CHOICE DL parameters		Explicit		RBS7-645
		Except for RAB with the symmetric DL and UL rate: Same as UL		
- TFS				RBS7-646
- CHOICE Transport channel type		Dedicated transport channel		RBS7-647
- Dynamic transport format information				RBS7-648
- RLC Size		Reference to clause 6.11 Parameter Set		RBS7-649
- Number of TBs and TTI List		(This IE is repeated for TFI number.)		RBS7-650
- Transmission Time Interval		Not Present		RBS7-651
- Number of Transport blocks		Reference to clause 6.11 Parameter Set only including TF0		RBS7-652
- CHOICE Logical channel list		All		RBS7-653
- Semi-static Transport Format information				RBS7-654

Information Element	Condition	Value/remark	Version	Index
- Transmission time interval - Type of channel coding - Coding Rate - Rate matching attribute		Reference to clause 6.11 Parameter Set Reference to clause 6.11 Parameter Set Reference to clause 6.11 Parameter Set Reference to clause 6.11 Parameter Set		RBS7-655 RBS7-656 RBS7-657 RBS7-658
Added or Reconfigured DL TrCH information - CRC size - DCH quality target - BLER Quality value - Downlink transport channel type - DL Transport channel identity - CHOICE DL parameters - Uplink transport channel type - UL TrCH identity - DCH quality target - BLER Quality value - Downlink transport channel type - DL Transport channel identity - CHOICE DL parameters - TFS - CHOICE Transport channel type - Dynamic transport format information - RLC Size - Number of TBs and TTI List - Dynamic transport format information - Transmission Time Interval - Number of Transport blocks - CHOICE Logical channel list - Semi-static Transport Format information - Transmission time interval - Type of channel coding - Coding Rate - Rate matching attribute - CRC size - DCH quality target - BLER Quality value - Downlink transport channel type - DL Transport channel identity - CHOICE DL parameters - TFS - CHOICE Transport channel type - Dynamic transport format information - RLC Size - Number of TBs and TTI List - Dynamic transport format information - Transmission Time Interval - Number of Transport blocks - CHOICE Logical channel list - Semi-static Transport Format information - Transmission time interval - Type of channel coding - Coding Rate - Rate matching attribute - CRC size - DCH quality target - BLER Quality value - Downlink transport channel type - DL Transport channel identity - CHOICE DL parameters - TFS - CHOICE Transport channel type	A2, A8	Reference to clause 6.11 Parameter Set -2.0 4 TrCHs(DCH for DCCH and 3DCHs for DTCH) DCH 10 Same as UL DCH 5 2.0 DCH 6 Explicit Dedicated transport channel Reference to clause 6.11 Parameter Set (This IE is repeated for TFI number.) Not Present Reference to clause 6.11 Parameter Set All Reference to clause 6.11 Parameter Set Reference to clause 6.11 Parameter Set Reference to clause 6.11 Parameter Set Reference to clause 6.11 Parameter Set Reference to clause 6.11 Parameter Set Not Present DCH 7 Explicit Dedicated transport channel Reference to clause 6.11 Parameter Set (This IE is repeated for TFI number.) Not Present Reference to clause 6.11 Parameter Set All Reference to clause 6.11 Parameter Set Reference to clause 6.11 Parameter Set Reference to clause 6.11 Parameter Set Reference to clause 6.11 Parameter Set Reference to clause 6.11 Parameter Set Not Present DCH 8 Explicit Dedicated transport channel		RBS7-659 RBS7-660 RBS7-661 RBS7-662 RBS7-663 RBS7-664 RBS7-665 RBS7-666 RBS7-667 RBS7-668 RBS7-669 RBS7-670 RBS7-671 RBS7-672 RBS7-673 RBS7-674 RBS7-675 RBS7-676 RBS7-677 RBS7-678 RBS7-679 RBS7-680 RBS7-681 RBS7-682 RBS7-683 RBS7-684 RBS7-685 RBS7-686 RBS7-687 RBS7-688 RBS7-689 RBS7-690 RBS7-691 RBS7-692 RBS7-693 RBS7-694 RBS7-695 RBS7-696 RBS7-697 RBS7-698 RBS7-699 RBS7-700 RBS7-701 RBS7-702 RBS7-703 RBS7-704 RBS7-705 RBS7-706 RBS7-707 RBS7-708 RBS7-709 RBS7-710 RBS7-711 RBS7-712 RBS7-713 RBS7-714

Information Element	Condition	Value/remark	Version	Index
- Dynamic transport format information				RBS7-715
- RLC Size		Reference to clause 6.11 Parameter Set		RBS7-716
- Number of TBs and TTI List		(This IE is repeated for TFI number.)		RBS7-717
- Dynamic transport format information				RBS7-718
- Transmission Time Interval		Not Present		RBS7-719
- Number of Transport blocks		Reference to clause 6.10 Parameter Set		RBS7-720
- CHOICE Logical channel list		All		RBS7-721
- Semi-static Transport Format information				RBS7-722
- Transmission time interval		Reference to clause 6.11 Parameter Set		RBS7-723
- Type of channel coding		Reference to clause 6.11 Parameter Set		RBS7-724
- Coding Rate		Reference to clause 6.11 Parameter Set		RBS7-725
- Rate matching attribute		Reference to clause 6.11 Parameter Set		RBS7-726
- CRC size		Reference to clause 6.11 Parameter Set		RBS7-727
- DCH quality target				RBS7-728
- BLER Quality value		Not Present		RBS7-729
Added or Reconfigured DL TrCH information	A9	3 TrCHs (DCH for DCCH and DCH plus HS-DSCH for DTCH)	Rel-5 Rel-6	RBS7-730
- Downlink transport channel type		DCH		RBS7-732
- DL Transport channel identity		10		RBS7-733
- CHOICE DL parameters		Same as UL		RBS7-734
- Uplink transport channel type		DCH		RBS7-735
- UL TrCH identity		5		RBS7-736
- DCH quality target				RBS7-737
- BLER Quality value		-2.0		RBS7-738
- Downlink transport channel type		DCH		RBS7-739
- DL Transport channel identity		6		RBS7-740
- CHOICE DL parameters		Explicit		RBS7-741
- TFS				RBS7-742
- CHOICE Transport channel type		Dedicated transport channel		RBS7-743
- Dynamic transport format information				RBS7-744
- RLC Size		Reference to clause 6.11 Parameter Set		RBS7-745
- Number of TBs and TTI List		(This IE is repeated for TFI number.)		RBS7-746
- Dynamic transport format information				RBS7-747
- Transmission Time Interval		Not Present		RBS7-748
- Number of Transport blocks		Reference to clause 6.11 Parameter Set		RBS7-749
- CHOICE Logical channel list		All		RBS7-750
- Semi-static Transport Format information				RBS7-751
- Transmission time interval		Reference to clause 6.11 Parameter Set		RBS7-752
- Type of channel coding		Reference to clause 6.11 Parameter Set		RBS7-753
- Coding Rate		Reference to clause 6.11 Parameter Set		RBS7-754
- Rate matching attribute		Reference to clause 6.11 Parameter Set		RBS7-755
- CRC size		Reference to clause 6.11 Parameter Set		RBS7-756
- DCH quality target				RBS7-757
- BLER Quality value		-2.0		RBS7-758
- Downlink transport channel type		HS-DSCH		RBS7-759
- DL Transport channel identity		Not Present		RBS7-760
- CHOICE DL parameters		HS-DSCH		RBS7-761
- HARQ Info				RBS7-762
- Number of Processes		Reference to clause 6.11 Parameter Set		RBS7-763
- CHOICE Memory		Implicit		RBS7-764
Partitioning				
- Added or reconfigured MAC-d flow				RBS7-765
- MAC-hs queue to add or reconfigure list		(one queue)		RBS7-766
- MAC-hs queue Id		0		RBS7-767
- MAC-d Flow Identity		0		RBS7-768
- T1		50		RBS7-769
- MAC-hs window size		16		RBS7-770
- MAC-d PDU size Info				RBS7-771
- MAC-d PDU size		336		RBS7-772

Information Element	Condition	Value/remark	Version	Index
- MAC-d PDU size index		0		RBS7-773
- MAC-hs queue to delete list		Not present		RBS7-774
- DCH quality target		Not present		RBS7-775
Added or Reconfigured DL TrCH information	A10	2 TrCHs (DCH for DCCH and HS-DSCH for DTCH)	Rel-5	RBS7-776
- Downlink transport channel type		DCH		RBS7-777
- DL Transport channel identity		10		RBS7-778
- CHOICE DL parameters		Same as UL		RBS7-779
- Uplink transport channel type		DCH		RBS7-780
- UL TrCH identity		5		RBS7-781
- DCH quality target				RBS7-782
- BLER Quality value		-2.0		RBS7-783
- Downlink transport channel type		HS-DSCH		RBS7-784
- DL Transport channel identity		Not Present		RBS7-785
- CHOICE DL parameters		HS-DSCH		RBS7-786
- HARQ Info				RBS7-787
- Number of Processes		Reference to clause 6.11 Parameter Set Implicit		RBS7-788
- CHOICE Memory				RBS7-789
Partitioning				
- Added or reconfigured MAC-d flow				RBS7-790
- MAC-hs queue to add or reconfigure list		(one queue)		RBS7-791
- MAC-hs queue Id		0		RBS7-792
- MAC-d Flow Identity		0		RBS7-793
- T1		50		RBS7-794
- MAC-hs window size		16		RBS7-795
- MAC-d PDU size Info				RBS7-796
- MAC-d PDU size		336		RBS7-797
- MAC-d PDU size index		0		RBS7-798
- MAC-hs queue to delete list		Not present		RBS7-799
- DCH quality target		Not present		RBS7-800
Added or Reconfigured DL TrCH information	A11	1 DCH for DTCH		RBS7-801
- Downlink transport channel type		DCH		RBS7-802
- DL Transport channel identity		9		RBS7-803
- CHOICE DL parameters		Explicit		RBS7-804
- TFS				RBS7-805
- CHOICE Transport channel type		Dedicated transport channel		RBS7-806
- Dynamic transport format information				RBS7-807
- RLC Size		Reference to clause 6.11 Parameter Set		RBS7-808
- Number of TBs and TTI List		(This IE is repeated for TFI number.)		RBS7-809
- Dynamic transport format information				RBS7-810
- Transmission Time Interval		Not Present		RBS7-811
- Number of Transport blocks		Reference to clause 6.11 Parameter Set All		RBS7-812
- CHOICE Logical channel list				RBS7-813
- Semi-static Transport Format information				RBS7-814
- Transmission time interval		Reference to clause 6.11 Parameter Set		RBS7-815
- Type of channel coding		Reference to clause 6.11 Parameter Set		RBS7-816
- Coding Rate		Reference to clause 6.11 Parameter Set		RBS7-817
- Rate matching attribute		Reference to clause 6.11 Parameter Set		RBS7-818
- CRC size		Reference to clause 6.11 Parameter Set		RBS7-819
- DCH quality target				RBS7-820
- BLER Quality value		-2.0		RBS7-821
Frequency info	A6	Not Present		RBS7-822
DTX-DRX timing information		Not Present	Rel-7	RBS7-823
DTX-DRX information		Not Present	Rel-7	RBS7-824
HS-SCCH less information		Not Present	Rel-7	RBS7-825
MIMO parameters		Not Present	Rel-7	RBS7-826
Maximum allowed UL TX power	A1, A2, A3, A4, A7, A8, A11, A9, A10	33dBm		RBS7-827
			Rel-5	RBS7-828
			Rel-6	RBS7-829
Maximum allowed UL TX power	A5, A6	Not Present		RBS7-830

Information Element	Condition	Value/remark	Version	Index
CHOICE channel requirement	A1, A2, A3, A4, A7, A8, A9, A10, A11	Uplink DPCH info	R99 and Rel-4 only	RBS7-831
- Uplink DPCH power control info		TDD		RBS7-832
- CHOICE mode		Not Present		RBS7-833
- UL target SIR		Broadcast UL OL PC info		RBS7-834
- CHOICE UL OL PC info		TDD		RBS7-835
- CHOICE mode		Enabled		RBS7-836
- Uplink Timing Advance Control		7.68 Mcps TDD	Rel-7	RBS7-837
- CHOICE Timing Advance		Determined by observed timing deviation of the RACH at the node B	Rel-7	RBS7-838
- CHOICE TDD option		1 CCTrCh		RBS7-839
- Extended UL Timing Advance		1		RBS7-840
- UL CCTrCH List		+20dB		RBS7-841
- TFCS Id		Not present		RBS7-842
- UL target SIR		Not present		RBS7-843
- Activation time		Reference to clause 6.11 Parameter Set		RBS7-844
- Duration		Reference to clause 6.11 Parameter Set		RBS7-845
- Common timeslot info		Reference to clause 6.11 Parameter Set		RBS7-846
- 2 nd interleaving mode		Reference to clause 6.11 Parameter Set		RBS7-847
- TFCI coding		Reference to clause 6.11 Parameter Set		RBS7-848
- Puncturing Limit		Reference to clause 6.11 Parameter Set		RBS7-849
- Repetition Period		Reference to clause 6.11 Parameter Set		RBS7-850
- Repetition Length		Reference to clause 6.11 Parameter Set		RBS7-851
- CHOICE TDD option		7.68 Mcps TDD	Rel-7	RBS7-852
- Uplink DPCH timeslots and codes VHCR		TRUE		RBS7-853
- Dynamic SF usage		The number of an uplink timeslot that has unassigned codes.		RBS7-854
- First individual timeslot info		TRUE		RBS7-855
- Timeslot number		TRUE		RBS7-856
- TFCI existence		7.68 Mcps	Rel-7	RBS7-857
- Midamble shift and burst type		Reference to clause 6.11 Parameter Set		RBS7-858
- CHOICE TDD option		Default		RBS7-859
- CHOICE Burst Type		Choose lowest possible Kcell value given burst type		RBS7-860
- Midamble Allocation Mode		7.68 Mcps TDD	Rel-7	RBS7-861
- Midamble configuration		Repeated (1,2) for each channelisation code assigned in the slot to meet the needs of clause 6.11 Parameter Set. (i/SF) where i denotes an unassigned code		RBS7-862
- CHOICE TDD option		matching the SF specified in clause 6.11 Parameter Set.		RBS7-863
- First timeslot Code List		The presence of this IE depends upon the number of resources specified in clause 6.11 Parameter Set and the number of slots in which they are being assigned.		RBS7-864
- Channelisation code		Not present		RBS7-865
- CHOICE more timeslots		Not Present		RBS7-866
- UL CCTrCH List to Remove CHOICE channel requirement	A5,A6		Rel-5 and earlier	RBS7-867
CHOICE Mode	A1, A2, A3, A4, A5, A6, A7, A8, A11	TDD	R99 and Rel-4 only	RBS7-868
Downlink HS-PDSCH Information	A1, A2, A3, A4, A5, A6, A7, A8, A11	Not Present	Rel-5	RBS7-869
Downlink HS-PDSCH Information	A9, A10		Rel-5	RBS7-870
- HS-SCCH Info		TDD	Rel-6	RBS7-871
- CHOICE mode		7.68 Mcps		RBS7-872
- CHOICE TDD option		0dB	Rel-7	RBS7-873
- Ack-Nack Power Offset		0dB		RBS7-874
- HS-SICH Power Control Info		0dB		RBS7-875
- UL SIR target		-10dB		RBS7-876
- HS-SICH Constant Value				RBS7-877
				RBS7-878
				RBS7-879
				RBS7-880

Information Element	Condition	Value/remark	Version	Index
- $D_{hs-sync}$ - HS-SCCH Set Configuration - Timeslot number		Not present 4 The timeslot in which HS-SCCH is to be configured		RBS7-881 RBS7-882 RBS7-883
- Channelisation code		CC32/x where x is a previously unassigned channelisation code in this TS		RBS7-884
- Midamble Allocation mode		Default		RBS7-885
- Midamble configuration		8		RBS7-886
- BLER target		-2.4 (note that this equates to a BLER target of 0.4%, $\log_{10}(0.004) = -2.4$)		RBS7-887
- HS-SICH configuration				RBS7-888
- Timeslot number		The timeslot in which HS-SICH is to be configured		RBS7-889
- Channelisation code		CC32/x where x is a previously unassigned channelisation code in this TS		RBS7-890
- Midamble Allocation mode		Default		RBS7-891
- Midamble configuration		8		RBS7-892
- Measurement Feedback Info		Not Present		RBS7-893
- CHOICE mode		TDD		RBS7-894
- CHOICE TDD option		7.68 Mcps TDD	Rel-7	RBS7-895
- HS-PDSCH Timeslot				RBS7-896
Configuration VHCR				
- HS-PDSCH Timeslot		Reference to clause 6.11 Parameter Set		RBS7-897
Configuration List				
- Timeslot Number		The timeslot(s) in which HS-HS-DSCH is to be configured		RBS7-898
- CHOICE Burst Type		Reference to clause 6.11 Parameter Set		RBS7-899
- Midamble Allocation Mode		Default		RBS7-900
- Midamble configuration burst type		8		RBS7-901
1 and 3				
Downlink information common for all radio links	A5, A6	Not present		RBS7-902
Downlink information common for all radio links	A1, A2, A3, A9, A11			RBS7-903
- CHOICE DPCH info		Downlink DPCH info common for all RL	Rel-6	RBS7-904
- Timing indication		Maintain		RBS7-905
- CFN-targetSFN frame offset		Not Present	R99 and Rel-4 only	RBS7-906
- Downlink DPCH power control information				RBS7-907
- CHOICE mode		TDD		RBS7-908
- TPC Step Size		1		RBS7-909
- MAC-d HFN initial value		Not Present		RBS7-910
- CHOICE mode		TDD		RBS7-911
- CHOICE mode		TDD		RBS7-912
- CHOICE TDD option		7.68 Mcps TDD	Rel-7	RBS7-913
- Default DPCH Offset Value		Not Present		RBS7-914
- Mac-hs reset indicator		Not Present		RBS7-915
Downlink information common for all radio links	A4, A7, A8, A10			RBS7-916
- CHOICE DPCH info		Downlink DPCH info common for all RL	Rel-6	RBS7-917
- Timing indication		Initialise		RBS7-918
- CFN-targetSFN frame offset		Not Present	R99 and Rel-4 only	RBS7-919
- Downlink DPCH power control information				RBS7-920
- CHOICE mode		TDD		RBS7-921
- TPC Step Size		1		RBS7-922
- MAC-d HFN initial value		Not Present		RBS7-923
- CHOICE mode		TDD		RBS7-924
- CHOICE mode		TDD		RBS7-925
- CHOICE TDD option		7.68 Mcps TDD	Rel-7	RBS7-926
- Default DPCH Offset Value		Not Present		RBS7-927
- Mac-hs reset indicator		Not Present		RBS7-928
Downlink information for each radio link	A1, A2, A3, A4, A7,	1		RBS7-929

Information Element	Condition	Value/remark	Version	Index
list	A8, A9, A10, A11			
- Downlink information for each radio link				RBS7-930
- Choice mode		7.68 Mcps TDD	Rel-7	RBS7-931
- Primary CCPCH info				RBS7-932
- Choice mode		TDD		RBS7-933
- CHOICE TDD option		7.68 Mcps TDD	Rel-7	RBS7-934
- CHOICE SyncCase		Sync Case 2		RBS7-935
- Timeslot		0		RBS7-936
- Cell parameters ID		10		RBS7-937
- SCTD indicator		FALSE		RBS7-938
- CHOICE DPCH info		Downlink DPCH info for each RL	Rel-6	RBS7-939
- CHOICE mode		TDD		RBS7-940
- DL CCTrCH List		1 CCTrCh		RBS7-941
- TFCS ID		1		RBS7-942
- Activation time		Not Present		RBS7-943
- Duration		Not Present		RBS7-944
- Common timeslot info				RBS7-945
- 2 nd interleaving mode		Reference to clause 6.11 Parameter Set		RBS7-946
- TFCI coding		Reference to clause 6.11 Parameter Set		RBS7-947
- Puncturing Limit		Reference to clause 6.11 Parameter Set		RBS7-948
- Repetition Period		Reference to clause 6.11 Parameter Set		RBS7-949
- Repetition Length		Reference to clause 6.11 Parameter Set		RBS7-950
- Downlink DPCH timeslots and codes VHCR			Rel-7	RBS7-951
- Individual timeslot info				RBS7-952
- Timeslot number		The number of a downlink timeslot that has unassigned codes.		RBS7-953
- TFCI existence		TRUE		RBS7-954
- Midamble shift and burst type				RBS7-955
- CHOICE TDD option		7.68 Mcps	Rel-7	RBS7-956
- CHOICE Burst Type		Reference to clause 6.11 Parameter Set		RBS7-957
- Midamble Allocation Mode		Default		RBS7-958
- Midamble configuration		Set Kcell to lowest possible value given the number of codes defined in clause 6.11 Parameter Set		RBS7-959
- CHOICE TDD option		7.68 Mcps	Rel-7	RBS7-960
- First timeslot channelisation codes VHCR			Rel-7	RBS7-961
- CHOICE codes		Consecutive codes		RBS7-962
representation				
- First channelisation code		(i/SF) where i is the lowest numbered code that is being assigned and SF is specified in clause 6.11 Parameter Set.		RBS7-963
- Last channelisation code		(j/SF) where j is the highest numbered code that is being assigned in the slot as specified in clause 6.11 Parameter Set.		RBS7-964
- CHOICE more timeslots		The presence of this IE depends upon whether the requirements of clause 6.11 Parameter Set t could be met by the codes that have been assigned in the first timeslot.		RBS7-965
- UL CCTrCH TPC List		1		RBS7-966
- UL TPC TFCS Identity				RBS7-967
- TFCS ID		1		RBS7-968
- Shared channel indicator		False		RBS7-969
- DL CCTrCH List to Remove		Not Present		RBS7-970
- SCCPCH information for FACH		Not Present	R99 and Rel-4 only	RBS7-971
- E-AGCH Info		Not Present	Rel-6	RBS7-972
- CHOICE E-HICH Information		Not Present	Rel-6	RBS7-973
- CHOICE E-RGCH Information		Not Present	Rel-6	RBS7-974
Downlink information for each radio link list	A5			RBS7-975
- Downlink information for each radio link				RBS7-976
link				
- Choice mode		TDD		RBS7-977

Information Element	Condition	Value/remark	Version	Index
- Primary CCPCH info		TDD		RBS7-978
- Choice mode		7.68 Mcps TDD		RBS7-979
- CHOICE TDD option		Sync Case 2		RBS7-980
- CHOICE SyncCase		0		RBS7-981
- Timeslot		10		RBS7-982
- Cell parameters ID		FALSE		RBS7-983
- SCTD indicator		Not present	Rel-6	RBS7-984
- CHOICE DPCH info		Not Present	Rel-6	RBS7-985
- E-AGCH Info		Not Present	Rel-6	RBS7-986
- CHOICE E-HICH Information		Not Present	Rel-6	RBS7-987
- CHOICE E-RGCH Information		Not Present	Rel-6	RBS7-988
Downlink information for each radio link list	A6	Not present		RBS7-989
MBMS PL Service Restriction Information	A1, A2, A3, A4, A5, A6, A7, A8, A9, A10	Not Present	Rel-5	RBS7-990
			Rel-6	RBS7-991
				RBS7-992

Condition	Explanation	Version
A1	This IE is needed for "Non speech to CELL_DCH from CELL_DCH in CS"	
A2	This IE is needed for "Speech to CELL_DCH from CELL_DCH in CS"	
A3	This IE is needed for "Packet to CELL_DCH from CELL_DCH in PS"	
A4	This IE is needed for "Packet to CELL_DCH from CELL_FACH in PS"	
A5	This IE is needed for "Packet to CELL_FACH from CELL_DCH in PS"	
A6	This IE is needed for "Packet to CELL_FACH from CELL_FACH in PS"	
A7	This IE is needed for "Non speech to CELL_DCH from CELL_FACH in CS"	
A8	This IE is needed for "Speech to CELL_DCH from CELL_FACH in CS"	
A9	This IE is needed for "Packet to CELL_DCH / HS-DSCH using three multiplexing options", or when not stated otherwise, for "Packet to CELL_DCH / HS-DSCH from CELL_DCH in PS"	Rel-5
A10	This IE is needed for "Packet to CELL_DCH / HS-DSCH using one multiplexing option", or when not stated otherwise, for "Packet to CELL_DCH / HS-DSCH from CELL_FACH in PS"	Rel-5
A11	This IE is needed for " Packet RAB Setup after Speech RAB Setup in CELL_DCH"	

Contents of RADIO BEARER SETUP COMPLETE message: AM

Information Element	Value/remark	Version
Message Type		
RRC transaction identifier	Checked to see if the value is identical to the same IE in the downlink RADIO BEARER SETUP message.	
Integrity check info		
- Message authentication code	This IE is checked to see if it is present. The value is compared against the XMAC-I value computed by SS. The first/ leftmost bit of the bit string contains the most significant bit of the MAC-I.	
- RRC Message sequence number	This IE is checked to see if it is present. The value is used by SS to compute the XMAC-I value.	
Uplink integrity protection activation info	Not checked.	
CHOICE mode	TDD	
- CHOICE <i>TDD option</i>	Check that this IE is present	Rel-4
START	Not checked (if ciphering is OFF), check the presence if ciphering is ON.	
COUNT-C activation time	The presence of this IE depends on the following 2 factors: (a) There exists RB(s) mapped to RLC-TM and (b) UE is transiting to CELL_DCH state after the RB establishment procedure. Else, this IE is absent.	
Radio bearer uplink ciphering activation time info	If ciphering is not activated in RADIO BEARER SETUP message, this IE must be absent. Else, SS checks this IE for the presence of activation times of all ciphered uplink RLC-UM and RLC-AM RBs.	
Uplink counter synchronization info	Not present	

Contents of RADIO BEARER SETUP FAILURE message: AM

Information Element	Value/remark
Message Type RRC transaction identifier	Checked to see if it is set to identical value of the same IE in the downlink PHYSICAL CHANNEL RECONFIGURATION message.
Integrity check info - Message authentication code	This IE is checked to see if it is present. The value is compared against the XMAC-I value computed by SS. The first/ leftmost bit of the bit string contains the most significant bit of the MAC-I.
- RRC Message sequence number	This IE is checked to see if it is present. The value is used by SS to compute the XMAC-I value.
Failure cause Radio bearers for which reconfiguration would have succeeded	Checked to see if it meets test requirement Not Check

Contents of RADIO BEARER RELEASE COMPLETE message: AM (1.28 Mcps TDD)

Information Element	Value/remark	Version
Message Type RRC transaction identifier	Checked to see the value is identical to the same IE in the downlink RADIO BEARER RELEASE message.	
Integrity check info - Message authentication code	This IE is checked to see if it is present. The value is compared against the XMAC-I value computed by SS. The first/ leftmost bit of the bit string contains the most significant bit of the MAC-I.	
- RRC Message sequence number	This IE is checked to see if it is present. The value is used by SS to compute the XMAC-I value.	
Uplink integrity protection activation info CHOICE mode - CHOICE TDD option	Not checked. TDD 1.28 Mcps TDD (no data)	
COUNT-C activation time	The presence of this IE depends on the following 2 factors: (a) There exists RB(s) mapped to RLC-TM and (b) UE is transiting to CELL_DCH state after the RB release procedure. Else, this IE is absent.	
Radio bearer uplink ciphering activation time info	If ciphering is not activated in RADIO BEARER RELEASE message, this IE must be absent. Else, SS checks this IE for the presence of activation times of all ciphered uplink RLC-UM and RLC-AM RBs.	
Uplink counter synchronization info	Not checked	

Contents of RADIO BEARER RELEASE COMPLETE message: AM (1.28 Mcps TDD)

Information Element	Value/remark	Version
Message Type RRC transaction identifier	Checked to see the value is identical to the same IE in the downlink RADIO BEARER RELEASE message.	
Integrity check info - Message authentication code	This IE is checked to see if it is present. The value is compared against the XMAC-I value computed by SS. The first/ leftmost bit of the bit string contains the most significant bit of the MAC-I.	
- RRC Message sequence number	This IE is checked to see if it is present. The value is used by SS to compute the XMAC-I value.	
Uplink integrity protection activation info CHOICE mode - CHOICE TDD option	Not checked. TDD 7.68 Mcps TDD (no data)	
- Extended Uplink Timing advance	Not Present	
COUNT-C activation time	The presence of this IE depends on the following 2 factors: (a) There exists RB(s) mapped to RLC-TM and (b) UE is transiting to CELL_DCH state after the RB release procedure. Else, this IE is absent.	

Information Element	Value/remark	Version
Radio bearer uplink ciphering activation time info	If ciphering is not activated in RADIO BEARER RELEASE message, this IE must be absent. Else, SS checks this IE for the presence of activation times of all ciphered uplink RLC-UM and RLC-AM RBs.	

Contents of RADIO BEARER RELEASE FAILURE message: AM

Information Element	Value/remark
Message Type	
RRC transaction identifier	Checked to see if it is set to identical value of the same IE in the downlink RADIO BEARER RELEASE message.
Integrity check info	
- Message authentication code	This IE is checked to see if it is present. The value is compared against the XMAC-I value computed by SS. The first/ leftmost bit of the bit string contains the most significant bit of the MAC-I.
- RRC Message sequence number	This IE is checked to see if it is present. The value is used by SS to compute the XMAC-I value.
Failure cause	Checked to see if it meets test requirement
Radio bearers for which reconfiguration would have succeeded	Not checked

Contents of RRC CONNECTION REQUEST message: TM

Information Element	Value/remark	Version
Message Type		
Predefined configuration status information	To be checked against requirement if specified	Rel-5
Initial UE identity		
- CHOICE UE id type		
- IMSI (GSM-MAP)	Set to the UE's IMSI (GSM-MAP) or TMSI.	
Establishment cause	To be checked against requirement if specified	
Protocol error indicator	FALSE	
UE Specific Behaviour Information 1 idle	This IE will not be checked by default behaviour, but in specific test case.	
Domain indicator	To be checked against requirement if specified	Rel-6
Call type	To be checked against requirement if specified	Rel-6
UE capability indication	To be checked against requirement if specified	Rel-6
MBMS Selected Services	To be checked against requirement if specified	Rel-6
UE Mobility State Indicator	To be checked against requirement if specified	Rel-7
Support for F-DPCH	To be checked against requirement if specified	Rel-6
Support for Enhanced F-DPCH	To be checked against requirement if specified	Rel-7
HS-PDSCH in CELL_FACH	To be checked against requirement if specified	Rel-7
MAC-ehs support	To be checked against requirement if specified	Rel-7
DPCCH Discontinuous Transmission support	To be checked against requirement if specified	Rel-7
Support of common E-DCH	To be checked against requirement if specified	Rel-8
Multi cell support	To be checked against requirement if specified	Rel-8
Dual cell MIMO support	To be checked against requirement if specified	Rel-9
More than two cell support	To be checked against requirement if specified	Rel-10
Pre-redirectio n info	To be checked against requirement if specified	Rel-8
Support of MAC-i/is	To be checked against requirement if specified	Rel-8
Support of SPS operation	To be checked against requirement if specified	Rel-8
Support for CS Voice over HSPA	To be checked against requirement if specified	Rel-8
System Information Container Stored Indicator	To be checked against requirement if specified	Rel-9
Support of the first Frequency Band	To be checked against requirement if specified	Rel-10
Support of the second Frequency Band	To be checked against requirement if specified	Rel-10
Measured results on RACH	To be checked against requirement if specified	
Access stratum release indicator	To be checked against requirement if specified	Rel-4

Contents of RRC CONNECTION REJECT message: UM

Information Element	Value/remark
Message Type	
RRC transaction identifier	Arbitrarily selects an integer between 0 and 3
Initial UE identity	Select the same type as in the IE "Initial UE Identity" in

Rejection cause	RRC CONNECTION REQUEST" message.
Wait Time	Unspecified
Redirection info	0
	Not Present

Contents of RRC CONNECTION RELEASE message: UM

Information Element	Value/remark	Version
Message Type		
U-RNTI	This IE is set to the following value when the message is transmitted on the CCCH. When transmitted on DCCH, this is absent.	R99, Rel-4
- SRNC identity	0000 0000 0001B	
- S-RNTI	0000 0000 0000 0000 0001B	
CHOICE identity type	This IE is set to the following value when the message is transmitted on the CCCH. When transmitted on DCCH, this is absent.	Rel-5
- U-RNTI		
- SRNC identity	0000 0000 0001B	
- S-RNTI	0000 0000 0000 0000 0001B	
- Group identity	[FFS]	
- Group release information	[FFS]	
RRC transaction identifier	Arbitrarily selects an integer between 0 and 3	
Integrity check info	This IE is present when this message is transmitted on downlink DCCH. Else, this IE and the sub-IEs are omitted.	
- Message authentication code	SS calculates the value of MAC-I for this message and writes to this IE. The first/ leftmost bit of the bit string contains the most significant bit of the MAC-I.	
- RRC Message sequence number	SS provides the value of this IE, from its internal counter.	
N308	2 (for CELL_DCH state). Not Present (for UE in other connected mode states).	
Release cause	Normal event	
UE Mobility State Indicator	Not Present	Rel-7
Extended Wait Time	Not Present	Rel-10
Rplmn information	Not Present	
Redirection info	Not Present	Rel-6

Contents of RRC CONNECTION RELEASE COMPLETE message: AM or UM

Information Element	Semantics description
Message Type	
RRC transaction identifier	The value of this IE is checked to see that it matches the value of the same IE transmitted in the downlink RRC CONNECTION RELEASE message.
Integrity check info	
- Message authentication code	Checked to see if it's identical to the value of XMAC-I calculated by the SS. The first/ leftmost bit of the bit string contains the most significant bit of the MAC-I.
- RRC Message sequence number	Checked to see if it is present. This number is used by the SS to compute the XMAC-I
Error indication	Not checked

Contents of RRC CONNECTION SETUP message: UM (Transition to CELL_DCH) (3.84 Mcps TDD option)

Information Element	Value/remark	Version	Index
Message Type			RCS3-001
Initial UE identity	Select the same identity as in the IE "Initial UE Identity" in received RRC CONNECTION REQUEST" message		RCS3-002
RRC transaction identifier	0		RCS3-003
Activation time	Not Present(Now)		RCS3-004
New U-RNTI			RCS3-005
- SRNC identity	0000 0000 0001B		RCS3-006
- S-RNTI	0000 0000 0000 0000 0001B		RCS3-007

Information Element	Value/remark	Version	Index
New C-RNTI	Not Present		RCS3-008
RRC State Indicator	CELL_DCH		RCS3-009
UTRAN DRX cycle length coefficient	9		RCS3-010
Capability update requirement			RCS3-011
- UE radio access FDD capability update requirement	FALSE		RCS3-012
- UE radio access TDD capability update requirement	TRUE		RCS3-013
- System specific capability update requirement list	GSM		RCS3-014
CHOICE <i>specification mode</i>	Complete specification	Rel-5	RCS3-015
- Complete specification		Rel-5	RCS3-016
- Signalling RB information to setup	(UM DCCH for RRC)		RCS3-017
- RB identity	Not Present		RCS3-018
- CHOICE RLC info type			RCS3-019
- RLC info			RCS3-020
- CHOICE Uplink RLC mode	UM RLC		RCS3-021
- Transmission RLC discard	Not Present		RCS3-022
			RCS3-023
			RCS3-024
- CHOICE Downlink RLC mode	UM RLC		RCS3-025
- RB mapping info			RCS3-026
- Information for each multiplexing option	2 RBMuxOptions		RCS3-027
- RLC logical channel mapping indicator	Not Present		RCS3-028
- Number of RLC logical channels	1		RCS3-029
- Uplink transport channel type	DCH		RCS3-030
- UL Transport channel identity	5		RCS3-031
- Logical channel identity	1		RCS3-032
- CHOICE RLC size list	Configured		RCS3-033
- MAC logical channel priority	1		RCS3-034
- Downlink RLC logical channel info			RCS3-035
- Number of RLC logical channels	1		RCS3-036
- Downlink transport channel type	DCH		RCS3-037
- DL DCH Transport channel identity	10		RCS3-038
- DL DSCH Transport channel identity	Not Present		RCS3-039
- Logical channel identity	1		RCS3-040
- RLC logical channel mapping indicator	Not Present		RCS3-041
- Number of RLC logical channels	1		RCS3-042
- Uplink transport channel type	RACH		RCS3-043
- UL Transport channel identity	Not Present		RCS3-044
- Logical channel identity	1		RCS3-045
- CHOICE RLC size list	Explicit List		RCS3-046
- RLC size index	According to clause 6 for standalone 13.6 kbps signalling radio bearer		RCS3-047
- MAC logical channel priority	1		RCS3-048
- Downlink RLC logical channel info			RCS3-049
- Number of RLC logical channels	1		RCS3-050
- Downlink transport channel type	FACH		RCS3-051
- DL DCH Transport channel identity	Not Present		RCS3-052
- DL DSCH Transport channel identity	Not Present		RCS3-053
- Logical channel identity	1		RCS3-054
- Signalling RB information to setup	(AM DCCH for RRC)		RCS3-055
- RB identity	Not Present		RCS3-056
- CHOICE RLC info type			RCS3-057
- RLC info			RCS3-058
- CHOICE Uplink RLC mode	AM RLC		RCS3-059
- Transmission RLC discard			RCS3-060
- SDU discard mode	No Discard		RCS3-061
- MAX_DAT	15		RCS3-062
			RCS3-063

Information Element	Value/remark	Version	Index
- Transmission window size	128		RCS3-064
- Timer_RST	500		RCS3-065
- Max_RST	1		RCS3-066
- Polling info			RCS3-067
- Timer_poll_prohibit	200		RCS3-068
- Timer_poll	200		RCS3-069
- Poll_PDU	Not present		RCS3-070
- Poll_SDU	1		RCS3-071
- Last transmission PDU poll	TRUE		RCS3-072
- Last retransmission PDU poll	TRUE		RCS3-073
- Poll_Window	99		RCS3-074
- Timer_poll_periodic	Not Present		RCS3-075
- CHOICE Downlink RLC mode	AM RLC		RCS3-076
- In-sequence delivery	TRUE		RCS3-077
- Receiving window size	128		RCS3-078
- Downlink RLC status info			RCS3-079
- Timer_status_prohibit	200		RCS3-080
- Timer_EPC	Not Present		RCS3-081
- Missing PDU indicator	TRUE		RCS3-082
- Timer_STATUS_periodic	Not Present		RCS3-083
- RB mapping info			RCS3-084
- Information for each multiplexing option	2 RBmuxOptions		RCS3-085
- RLC logical channel mapping indicator	Not Present		RCS3-086
- Number of RLC logical channels	1		RCS3-087
- Uplink transport channel type	DCH		RCS3-088
- UL Transport channel identity	5		RCS3-089
- Logical channel identity	2		RCS3-090
- CHOICE RLC size list	Configure		RCS3-091
- MAC logical channel priority	2		RCS3-092
- Downlink RLC logical channel info			RCS3-093
- Number of RLC logical channels	1		RCS3-094
- Downlink transport channel type	DCH		RCS3-095
- DL DCH Transport channel identity	10		RCS3-096
- DL DSCH Transport channel identity	Not Present		RCS3-097
- Logical channel identity	2		RCS3-098
- RLC logical channel mapping indicator	Not Present		RCS3-099
- Number of RLC logical channels	1		RCS3-100
- Uplink transport channel type	RACH		RCS3-101
- UL Transport channel identity	Not Present		RCS3-102
- Logical channel identity	2		RCS3-103
- CHOICE RLC size list	Explicit List		RCS3-104
- RLC size index	According to clause 6 for standalone 13.6 kbps signalling radio bearer		RCS3-105
- MAC logical channel priority	2		RCS3-106
- Downlink RLC logical channel info			RCS3-107
- Number of RLC logical channels	1		RCS3-108
- Downlink transport channel type	FACH		RCS3-109
- DL DCH Transport channel identity	Not Present		RCS3-110
- DL DSCH Transport channel identity	Not Present		RCS3-111
- Logical channel identity	2		RCS3-112
Signalling RB information to setup	(AM DCCH for NAS_DT High priority)		RCS3-113
- RB identity	Not Present		RCS3-114
- CHOICE RLC info type			RCS3-115
- RLC info			RCS3-116
- CHOICE Uplink RLC mode	AM RLC		RCS3-117
- Transmission RLC discard			RCS3-118
- SDU discard mode	No Discard		RCS3-119
- MAX_DAT	15		RCS3-120
			RCS3-121
			RCS3-122

Information Element	Value/remark	Version	Index
- Transmission window size	128		RCS3-123
- Timer_RST	500		RCS3-124
- Max_RST	1		RCS3-125
- Polling info			RCS3-126
- Timer_poll_prohibit	200		RCS3-127
- Timer_poll	200		RCS3-128
- Poll_PDU	Not present		RCS3-129
			RCS3-130
- Poll_SDU	1		RCS3-131
- Last transmission PDU poll	TRUE		RCS3-132
- Last retransmission PDU poll	TRUE		RCS3-133
- Poll_Windows	99		RCS3-134
- Timer_poll_periodic	Not Present		RCS3-135
- CHOICE Downlink RLC mode	AM RLC		RCS3-136
- In-sequence delivery	TRUE		RCS3-137
- Receiving window size	128		RCS3-138
- Downlink RLC status info			RCS3-139
- Timer_status_prohibit	200		RCS3-140
- Timer_EPC	Not Present		RCS3-141
- Missing PDU indicator	TRUE		RCS3-142
- Timer_STATUS_periodic	Not Present		RCS3-143
- RB mapping info			RCS3-144
- Information for each multiplexing option	2 RBmuxOptions		RCS3-145
- RLC logical channel mapping indicator	Not Present		RCS3-146
- Number of RLC logical channels	1		RCS3-147
- Uplink transport channel type	DCH		RCS3-148
- UL Transport channel identity	5		RCS3-149
- Logical channel identity	3		RCS3-150
- CHOICE RLC size list	Configured		RCS3-151
- MAC logical channel priority	3		RCS3-152
- Downlink RLC logical channel info			RCS3-153
- Number of RLC logical channels	1		RCS3-154
- Downlink transport channel type	DCH		RCS3-155
- DL DCH Transport channel identity	10		RCS3-156
- DL DSCH Transport channel identity	Not Present		RCS3-157
- Logical channel identity	3		RCS3-158
- RLC logical channel mapping indicator	Not Present		RCS3-159
- Number of RLC logical channels	1		RCS3-160
- Uplink transport channel type	RACH		RCS3-161
- UL Transport channel identity	Not Present		RCS3-162
- Logical channel identity	3		RCS3-163
- CHOICE RLC size list	Explicit List		RCS3-164
- RLC size index	According to clause 6 for standalone 13.6 kbps signalling radio bearer		RCS3-165
- MAC logical channel priority	3		RCS3-166
- Downlink RLC logical channel info			RCS3-167
- Number of RLC logical channels	1		RCS3-168
- Downlink transport channel type	FACH		RCS3-169
- DL DCH Transport channel identity	Not Present		RCS3-170
- DL DSCH Transport channel identity	Not Present		RCS3-171
- Logical channel identity	3		RCS3-172
- Signalling RB information to setup	(AM DCCH for NAS_DT Low priority)		RCS3-173
- RB identity	Not Present		RCS3-174
- CHOICE RLC info type			RCS3-175
- RLC info			RCS3-176
- CHOICE Uplink RLC mode	AM RLC		RCS3-177
- Transmission RLC discard			RCS3-178
- SDU discard mode	No discard		RCS3-179
- MAX_DAT	15		RCS3-180
			RCS3-181

Information Element	Value/remark	Version	Index
- Transmission window size	128		RCS3-182
- Timer_RST	500		RCS3-183
- Max_RST	1		RCS3-184
- Polling info			RCS3-185
- Timer_poll_prohibit	200		RCS3-186
- Timer_poll	200		RCS3-187
- Poll_PDU	Not present		RCS3-188
			RCS3-189
- Poll_SDU	1		RCS3-190
- Last transmission PDU poll	TRUE		RCS3-191
- Last retransmission PDU poll	TRUE		RCS3-192
- Poll_Windows	99		RCS3-193
- Timer_poll_periodic	Not Present		RCS3-194
- CHOICE Downlink RLC mode	AM RLC		RCS3-195
- In-sequence delivery	TRUE		RCS3-196
- Receiving window size	128		RCS3-197
- Downlink RLC status info			RCS3-198
- Timer_status_prohibit	200		RCS3-199
- Timer_EPC	Not Present		RCS3-200
- Missing PDU indicator	TRUE		RCS3-201
- Timer_STATUS_periodic	Not Present		RCS3-202
- RB mapping info			RCS3-203
- Information for each multiplexing option	2 RBmuxOptions		RCS3-204
- RLC logical channel mapping indicator	Not Present		RCS3-205
- Number of RLC logical channels	1		RCS3-206
- Uplink transport channel type	DCH		RCS3-207
- UL Transport channel identity	5		RCS3-208
- Logical channel identity	4		RCS3-209
- CHOICE RLC size list	Configured		RCS3-210
- MAC logical channel priority	4		RCS3-211
- Downlink RLC logical channel info			RCS3-212
- Number of RLC logical channels	1		RCS3-213
- Downlink transport channel type	DCH		RCS3-214
- DL DCH Transport channel identity	10		RCS3-215
- DL DSCH Transport channel identity	Not Present		RCS3-216
- Logical channel identity	4		RCS3-217
- RLC logical channel mapping indicator	Not Present		RCS3-218
- Number of RLC logical channels	1		RCS3-219
- Uplink transport channel type	RACH		RCS3-220
- UL Transport channel identity	Not Present		RCS3-221
- Logical channel identity	4		RCS3-222
- CHOICE RLC size list	Explicit List		RCS3-223
- RLC size index	According to clause 6 for standalone 13.6 kbps signalling radio bearer		RCS3-224
- MAC logical channel priority	4		RCS3-225
- Downlink RLC logical channel info			RCS3-226
- Number of RLC logical channels	1		RCS3-227
- Downlink transport channel type	FACH		RCS3-228
- DL DCH Transport channel identity	Not Present		RCS3-229
- DL DSCH Transport channel identity	Not Present		RCS3-230
- Logical channel identity	4		RCS3-231
UL Transport channel information for all transport channels			RCS3-232
- PRACH TFCS	Not Present		RCS3-233
- CHOICE mode	TDD		RCS3-234
- Individual UL CCTrCH information			RCS3-235
- UL TFCS ID	(This IE is repeated for TFC number.)		RCS3-236
- UL TFCS			RCS3-237
- TFC subset	Default value is the complete existing set of transport		RCS3-238

Information Element	Value/remark	Version	Index
combination - Allowed Transport Format - PRACH TFCS - CHOICE TFCI signalling - TFCI Field 1 information - TFCS complete	format combinations 0 to MaxTFCvalue-1 (MaxTFCValue is refer to clause 6 Parameter Set.) (This IE is repeated for TFC number.) Normal		RCS3-239 RCS3-240 RCS3-241 RCS3-242 RCS3-243
reconfigure information - CHOICE TFCS Size - CTFC information - CHOICE mode - Individual UL CCTrCH	Number of used bits must be enough to cover all combinations of CTFC from clauses 6. Refer to clause 6 Parameter Set Not Present TDD Not Present		RCS3-244 RCS3-245 RCS3-246 RCS3-247
Deleted TrCH information list Added or Reconfigured UL TrCH information - Uplink transport channel type - UL Transport channel identity - TFS - CHOICE Transport channel type - Dynamic Transport format information - RLC size - Number of TBs and TTI lists - CHOICE mode - Transmission Time Interval - CHOICE Logical channel list - Semi-static Transport Format information DL Transport channel information common for all transport channel - SCCPCH TFCS - CHOICE mode - Individual DL CCTrCH information - DL TFCS Identity - TFCS ID - Shared Channel Indicator - CHOICE DL parameters	Not Present DCH 5 Dedicated transport channels According to clause 6 for standalone 13.6 kbps signalling radio bearer (This IE is repeated for TFI number) TDD According to clause 6 for standalone 13.6 kbps signalling radio bearer All		RCS3-248 RCS3-249 RCS3-250 RCS3-251 RCS3-252 RCS3-253 RCS3-254 RCS3-255 RCS3-256 RCS3-257 RCS3-258 RCS3-259 RCS3-260 RCS3-261 RCS3-262 RCS3-263 RCS3-264 RCS3-265 RCS3-266 RCS3-267 RCS3-268 RCS3-269
Added or Reconfigured TrCH information list - Added or Reconfigured DL TrCH information - Downlink transport channel type - DL Transport channel identity - CHOICE DL parameters - Uplink transport channel type - UL Transport channel identity - DCH quality target - BLER Quality value Frequency info Maximum allowed UL TX power CHOICE channel requirement - Uplink DPCH power control info - CHOICE mode - CHOICE <i>TDD option</i> - UL target SIR - CHOICE mode - CHOICE <i>UL OL PC info</i> - CHOICE <i>TDD option</i> - Individual timeslot interference info - Individual timeslot interference - DPCH Constant Value	Same as UL DCH 10 Same as UL DCH 5 -63 (-6.3) Not Present Not Present Uplink DPCH info TDD 3.84 Mcps Reference to clause 6.10 Parameter set TDD Individually signalled 3.84 Mcps Not Present		RCS3-270 RCS3-271 RCS3-272 RCS3-273 RCS3-274 RCS3-275 RCS3-276 RCS3-277 RCS3-278 RCS3-279 RCS3-280 RCS3-281 RCS3-282 RCS3-283 RCS3-284 RCS3-285 RCS3-286 RCS3-287 RCS3-288 RCS3-289 RCS3-290

Information Element	Value/remark	Version	Index
- Primary CCPCH Tx Power	Not Present		RCS3-291
- Time info			RCS3-292
- Activation time	(256+CFN-(CFN MOD 8 + 8))MOD 256		RCS3-293
- Duration	Infinite		RCS3-294
- Common timeslot info			RCS3-295
- 2 nd interleaving mode	Reference to clause 6.10 Parameter Set		RCS3-296
- TFCI coding	Reference to clause 6.10 Parameter Set		RCS3-297
- Puncturing Limit	Reference to clause 6.10 Parameter Set		RCS3-298
- Repetition Period	Reference to clause 6.10 Parameter Set		RCS3-299
- Repetition Length	Reference to clause 6.10 Parameter Set		RCS3-300
- Uplink DPCH timeslots and codes	Default is to use the old timeslots and codes		RCS3-301
- CPCH SET Info	(no data)	R99 and Rel-4 only	RCS3-302
Downlink information common for all radio links			RCS3-303
- Downlink DPCH info common for all RL			RCS3-304
- Timing indicator	Maintain		RCS3-305
- CFN-targetSFN frame offset	Not Present		RCS3-306
- Downlink DPCH power control information			RCS3-307
- DPC mode	0 (single)		RCS3-308
- CHOICE mode	TDD		RCS3-309
- CHOICE TDD option	3.84 Mcps (no data)		RCS3-310
- Default DPCH Offset Value	Not Present		RCS3-311
Downlink information for each radio link list			RCS3-312
- Downlink information for each radio link			RCS3-313
- Choice mode	TDD		RCS3-314
- Primary CCPCH info			RCS3-315
- CHOICE SyncCase	Sync Case 1		RCS3-316
- Timeslot	PCCPCH timeslot		RCS3-317
- Cell parameters ID	0		RCS3-318
- SCTD indicator			RCS3-319
- Downlink DPCH info for each RL			RCS3-320
- CHOICE mode	TDD		RCS3-321
- DL CCTrCH List			RCS3-322
- TFCS ID	1		RCS3-323
- Time info			RCS3-324
- Activation time	(256+CFN-(CFN mod 8 + 8))mod 256		RCS3-325
- Duration	infinite		RCS3-326
- Common timeslot info			RCS3-327
- 2 nd interleaving mode	Reference to the present document		RCS3-328
- TFCI coding	TRUE		RCS3-329
- Puncturing limit	Reference to clause 6 Parameter set		RCS3-330
- Repetition period	1		RCS3-331
- Repetition length	Empty		RCS3-332
- Downlink DPCH timeslots and codes			RCS3-333
- CHOICE more timeslots			RCS3-334
- CHOICE TDD option	3.84 Mcps		RCS3-335
- Timeslot number	The number of a downlink timeslot that has unassigned codes in a frame.		RCS3-336
- Individual timeslot info			RCS3-337
- TFCI existence	TRUE		RCS3-338
- Midamble shift and burst type			RCS3-339
- CHOICE TDD option	3.84 Mcps		RCS3-340
-CHOICE Burst Type			RCS3-341
-Type 1			RCS3-342
-Midamble	Default		RCS3-343
Allocation Mode			
- Midamble configuration burst type 1 and 3	As defined in 3GPP TS 25.221 [28]		RCS3-344
- First timeslot			RCS3-345
channelisation codes			
- First channelisation code	(i/SF) where i is the lowest numbered code that is being		RCS3-346

Information Element	Value/remark	Version	Index
- Last channelisation code	assigned and SF is specified in clause 6 Parameter Set. (j/SF) where j is the highest numbered code that is being assigned in the slot.		RCS3-347
- CHOICE more timeslots	The presence of this IE depends upon whether the requirements of clause 6 Parameter Set could be met by the codes that have been assigned in the first timeslot.		RCS3-348
- UL CCTrCH TPC List	Not Present		RCS3-349
-SCCPCH information for FACH	Not Present	R99 and Rel-4 only	RCS3-350

Contents of RRC CONNECTION SETUP message: UM (Transition to CELL_DCH) (1.28 Mcps TDD option)

Information Element	Condition	Value/remark	Version	Index
Message Type	A1,A2, A3 , A4, A5			RCS1-001
Initial UE identity		Select the same identity as in the IE "Initial UE Identity" in received RRC CONNECTION REQUEST" message		RCS1-002
RRC transaction identifier		0		RCS1-003
Activation time		Not Present(Now)		RCS1-004
New U-RNTI				RCS1-005
- SRNC identity		0000 0000 0001B		RCS1-006
- S-RNTI		0000 0000 0000 0000 0001B		RCS1-007
New C-RNTI	A1, A2, A3	Not Present		RCS1-008
New C-RNTI	A5	'1010 1010 1010 1010'	Rel-8	RCS1-009
New H-RNTI	A1	Not present	Rel-6	RCS1-010
New H-RNTI	A2		Rel-6	RCS1-011
	A3		Rel-7	RCS1-012
	A4, A5		Rel-8	RCS1-013
New E-RNTI	A1	Not present	Rel-6	RCS1-014
New E-RNTI	A2, A3		Rel-7	RCS1-015
RRC State Indicator		CELL_DCH		RCS1-016
RRC State Indicator	A5	CELL_FACH		RCS1-017
UTRAN DRX cycle length coefficient		9, Integer(3...9)		RCS1-018
Capability update requirement				RCS1-019
- UE radio access FDD capability update requirement		FALSE		RCS1-020
- UE radio access 3.84 Mcps TDD capability update requirement		FALSE		RCS1-021
- UE radio access 1.28 Mcps TDD capability update requirement		TRUE		RCS1-022
- System specific capability update requirement list		Not Present		RCS1-023
- System specific capability update requirement list	UTRAN to E-UTRA	GSM, EUTRA	Rel-8	RCS1-023a
RNC support for change of UE capability		FALSE	Rel-8	RCS1-023b
Default configuration for CELL_FACH CHOICE <i>specification mode</i>		Not Present	Rel-8	RCS1-023c
- Complete specification		Complete specification	Rel-5	RCS1-024
- Signalling RB information to setup list			Rel-5	RCS1-025
- Signalling RB information to setup	A1	(UM DCCH for RRC)		RCS1-026
- RB identity		1		RCS1-027
- CHOICE RLC info type		RLC info		RCS1-028
- CHOICE Uplink RLC mode		UM RLC		RCS1-029
- Transmission RLC discard		Not Present		RCS1-030
- CHOICE Downlink RLC mode		UM RLC		RCS1-031
- RB mapping info				RCS1-032
- Information for each multiplexing option		2 RBMuxOptions		RCS1-033
- RLC logical channel mapping indicator		Not Present		RCS1-034
- Number of RLC logical channels		1		RCS1-035
- Uplink transport channel type		DCH		RCS1-036
- UL Transport channel identity		5		RCS1-037
- Logical channel identity		1		RCS1-038
- CHOICE RLC size list		Configured		RCS1-039

Information Element	Condition	Value/remark	Version	Index
- MAC logical channel priority		1		RCS1-041
- Downlink RLC logical channel info		1		RCS1-042
- Number of RLC logical channels		1		RCS1-043
- Downlink transport channel type		DCH		RCS1-044
- DL DCH Transport channel		10		RCS1-045
identity				
- DL DSCH Transport channel		Not Present		RCS1-046
identity				
- DL HS-DSCH MAC-d flow		Not Present		RCS1-047
identity				
- Logical channel identity		1		RCS1-048
- RLC logical channel mapping		Not Present		RCS1-049
indicator				
- Number of RLC logical channels		1		RCS1-050
- Uplink transport channel type		RACH		RCS1-051
- UL Transport channel identity		Not Present		RCS1-052
- Logical channel identity		1		RCS1-053
- CHOICE RLC size list		Explicit List		RCS1-054
- RLC size index		According to clause 6.11.5.4.1.2 (standalone 3.4 kbps signalling radio bearer)		RCS1-055
- MAC logical channel priority		1		RCS1-056
- Downlink RLC logical channel info		1		RCS1-057
- Number of RLC logical channels		1		RCS1-058
- Downlink transport channel type		FACH		RCS1-059
- DL DCH Transport channel		Not Present		RCS1-060
identity				
- DL DSCH Transport channel		Not Present		RCS1-061
identity				
- DL HS-DSCH MAC-d flow		Not Present		RCS1-062
identity				
- Logical channel identity		1		RCS1-063
- Signalling RB information to setup	A2	(UM DCCH for RRC)		RCS1-064
- RB identity		1		RCS1-065
- CHOICE RLC info type		RLC info		RCS1-066
- CHOICE Uplink RLC mode		UM RLC		RCS1-067
- Transmission RLC discard		Not Present		RCS1-068
- CHOICE Downlink RLC mode		UM RLC		RCS1-069
- RB mapping info		1 RBmuxOption		RCS1-070
- Information for each multiplexing		1 RBmuxOption		RCS1-071
option				
- RLC logical channel mapping		Not Present		RCS1-072
indicator				
- Number of RLC logical channels		1		RCS1-073
- Uplink transport channel type		E-DCH		RCS1-074
- Logical channel identity		1		RCS1-075
- E-DCH MAC-d flow identity		1		RCS1-076
- DDI		1		RCS1-077
- RLC PDU size list		1 RLC PDU size		RCS1-078
- RLC PDU size		144 bits		RCS1-079
- Include in scheduling info		FALSE		RCS1-080
- MAC logical channel priority		1		RCS1-081
- Downlink RLC logical channel info		1		RCS1-082
- Number of RLC logical channels		1		RCS1-083
- Downlink transport channel type		HS-DSCH		RCS1-084
- DL DCH Transport channel		Not present		RCS1-085
identity				
- DL DSCH Transport channel		Not Present		RCS1-086
identity				
- DL HS-DSCH MAC-d flow		1		RCS1-087
identity				
- Logical channel identity		1		RCS1-088
- Signalling RB information to setup	A3	(UM DCCH for RRC)	Rel-7	RCS1-089
- RB identity	A4, A5	Not present	Rel-8	RCS1-090
- CHOICE RLC info type				RCS1-091
- RLC info				RCS1-092
				RCS1-093

Information Element	Condition	Value/remark	Version	Index
- CHOICE Uplink RLC mode		UM RLC		RCS1-094
- Transmission RLC discard		Not Present		RCS1-095
- CHOICE Downlink RLC mode		UM RLC		RCS1-096
- DL UM RLC LI size		7 bit		RCS1-097
- One sided RLC re-establishment		FALSE		RCS1-098
- Alternative E-bit interpretation		TRUE		RCS1-099
- Use special value of HE field		Not present		RCS1-100
- RB mapping info				RCS1-101
- Information for each multiplexing option		1 RBmuxOption		RCS1-102
- RLC logical channel mapping indicator		Not Present		RCS1-103
- Number of RLC logical channels		1		RCS1-104
- Uplink transport channel type		E-DCH		RCS1-105
- Logical channel identity		1		RCS1-106
- E-DCH MAC-d flow identity		1		RCS1-107
- DDI		1		RCS1-108
- CHOICE RLC PDU size		Fixed size	Rel-8	RCS1-109
- RLC PDU size list		1 RLC PDU size		RCS1-110
- RLC PDU size		144 bits		RCS1-111
- Include in scheduling info		FALSE		RCS1-112
- MAC logical channel priority		1		RCS1-113
- Downlink RLC logical channel info				RCS1-114
- Number of RLC logical channels		1		RCS1-115
- Downlink transport channel type		HS-DSCH		RCS1-116
- DL DCH Transport channel identity		Not present		RCS1-117
- DL DSCH Transport channel identity		Not Present		RCS1-118
- CHOICE DL MAC header type		MAC-ehs		RCS1-119
- DL HS-DSCH MAC-ehs Queue Id		1		RCS1-120
- Logical channel identity		1		RCS1-121
- Signalling RB information to setup	A1	(AM DCCH for RRC)		RCS1-122
- RB identity		2		RCS1-123
- CHOICE RLC info type		RLC info		RCS1-124
- CHOICE Uplink RLC mode		AM RLC		RCS1-125
- Transmission RLC discard		No Discard		RCS1-126
- CHOICE SDU discard mode		15		RCS1-127
- MAX_DAT		128		RCS1-128
- Transmission window size		500		RCS1-129
- Timer_RST		1		RCS1-130
- Max_RST		1		RCS1-131
- Polling info				RCS1-132
- Timer_poll_prohibit		200		RCS1-133
- Timer_poll		200		RCS1-134
- Poll_PDU		Not present		RCS1-135
- Poll_SDU		1		RCS1-136
- Last transmission PDU poll		TRUE		RCS1-137
- Last retransmission PDU poll		TRUE		RCS1-138
- Poll_Window		99		RCS1-139
- Timer_poll_periodic		Not Present		RCS1-140
- CHOICE Downlink RLC mode		AM RLC		RCS1-141
- In-sequence delivery		TRUE		RCS1-142
- Receiving window size		128		RCS1-143
- Downlink RLC status info				RCS1-144
- Timer_status_prohibit		200		RCS1-145
- Timer_EPC		Not Present		RCS1-146
- Missing PDU indicator		TRUE		RCS1-147
- Timer_STATUS_periodic		Not Present		RCS1-148
- RB mapping info				RCS1-149
- Information for each multiplexing option		2 RBmuxOptions		RCS1-150
- RLC logical channel mapping indicator		Not Present		RCS1-151
- Number of RLC logical channels		1		RCS1-152
- Uplink transport channel type		DCH		RCS1-153

Information Element	Condition	Value/remark	Version	Index
- UL Transport channel identity		5		RCS1-154
- Logical channel identity		2		RCS1-155
- CHOICE RLC size list		Configure		RCS1-156
- MAC logical channel priority		2		RCS1-157
- Downlink RLC logical channel info				RCS1-158
- Number of RLC logical channels		1		RCS1-159
- Downlink transport channel type		DCH		RCS1-160
- DL DCH Transport channel				RCS1-161
identity				
- Transport channel identity		10		RCS1-162
- DL DSCH Transport channel		Not Present		RCS1-163
identity				
- DL HS-DSCH MAC-d flow		Not Present		RCS1-164
identity				
- Logical channel identity		2		RCS1-165
- RLC logical channel mapping		Not Present		RCS1-166
indicator				
- Number of RLC logical channels		1		RCS1-167
- Uplink transport channel type		RACH		RCS1-168
- UL Transport channel identity		Not Present		RCS1-169
- Logical channel identity		2		RCS1-170
- CHOICE RLC size list		Explicit List		RCS1-171
- RLC size index		According to clause 6.11.5.4.1.2 (standalone 3.4 kbps signalling radio bearer)		RCS1-172
		2		RCS1-173
- MAC logical channel priority				RCS1-174
- Downlink RLC logical channel info				RCS1-175
- Number of RLC logical channels		1		RCS1-176
- Downlink transport channel type		FACH		RCS1-177
- DL DCH Transport channel		Not Present		RCS1-177
identity				
- DL DSCH Transport channel		Not Present		RCS1-178
identity				
- DL HS-DSCH MAC-d flow		Not Present		RCS1-179
identity				
- Logical channel identity		2		RCS1-180
- Signalling RB information to setup	A2	(AM DCCH for RRC)	Rel-6	RCS1-181
- RB identity		2		RCS1-182
- CHOICE RLC info type		RLC info		RCS1-183
- CHOICE Uplink RLC mode		AM RLC		RCS1-184
- Transmission RLC discard				RCS1-185
- CHOICE SDU discard mode		No Discard		RCS1-186
- MAX_DAT		15		RCS1-187
- Transmission window size		128		RCS1-188
- Timer_RST		500		RCS1-189
- Max_RST		1		RCS1-190
- Polling info				RCS1-191
- Timer_poll_prohibit		200		RCS1-192
- Timer_poll		200		RCS1-193
- Poll_PDU		Not present		RCS1-194
- Poll_SDU		1		RCS1-195
- Last transmission PDU poll		TRUE		RCS1-196
- Last retransmission PDU poll		TRUE		RCS1-197
- Poll_Window		99		RCS1-198
- Timer_poll_periodic		Not Present		RCS1-199
- CHOICE Downlink RLC mode		AM RLC		RCS1-200
- In-sequence delivery		TRUE		RCS1-201
- Receiving window size		128		RCS1-202
- Downlink RLC status info				RCS1-203
- Timer_status_prohibit		200		RCS1-204
- Timer_EPC		Not Present		RCS1-205
- Missing PDU indicator		TRUE		RCS1-206
- Timer_STATUS_periodic		Not Present		RCS1-207
- RB mapping info				RCS1-208
- Information for each multiplexing		1 RBMuxOption		RCS1-209
option				
- RLC logical channel mapping		Not Present		RCS1-210

Information Element	Condition	Value/remark	Version	Index
indicator				
- Number of RLC logical channels		1		RCS1-211
- Uplink transport channel type		E-DCH		RCS1-212
- Logical channel identity		2		RCS1-213
- E-DCH MAC-d flow identity		1		RCS1-214
- DDI		2		RCS1-215
- RLC PDU size list		1 RLC PDU size		RCS1-216
- RLC PDU size		144 bits		RCS1-217
- Include in scheduling info		FALSE		RCS1-218
- MAC logical channel priority		2		RCS1-219
- Downlink RLC logical channel info				RCS1-220
- Number of RLC logical channels		1		RCS1-221
- Downlink transport channel type		HS-DSCH		RCS1-222
- DL DCH Transport channel		Not Present		RCS1-223
identity				
- DL DSCH Transport channel		Not Present		RCS1-224
identity				
- DL HS-DSCH MAC-d flow		1		RCS1-225
identity				
- Logical channel identity		2		RCS1-226
- Signalling RB information to setup	A3	(AM DCCH for RRC)	Rel-7	RCS1-227
	A4, A5		Rel-8	RCS1-228
- RB identity		Not present		RCS1-229
- CHOICE RLC info type				RCS1-230
- RLC info				RCS1-231
- CHOICE Uplink RLC mode		AM RLC		RCS1-232
- Transmission RLC discard				RCS1-233
- SDU discard mode		No discard		RCS1-234
- MAX_DAT		15		RCS1-235
- Transmission window size		32		RCS1-236
- Timer_RST		500		RCS1-237
- Max_RST		1		RCS1-238
- Polling info				RCS1-239
- Timer_poll_prohibit		200		RCS1-240
- Timer_poll		200		RCS1-241
- Poll_PDU		Not Present		RCS1-242
- Poll_SDU		1		RCS1-243
- Last transmission PDU poll		TRUE		RCS1-244
- Last retransmission PDU poll		TRUE		RCS1-245
- Poll_Window		99		RCS1-246
- Timer_poll_periodic		Not Present		RCS1-247
- CHOICE Downlink RLC mode		AM RLC		RCS1-248
- CHOICE Downlink RLC PDU		Reference to clause 6 Parameter Set		RCS1-249
Size				
- Length indicator size		7		RCS1-250
- In-sequence delivery		TRUE		RCS1-251
- Receiving window size		32		RCS1-252
- Downlink RLC status info				RCS1-253
- Timer_status_prohibit		200		RCS1-254
- Timer_EPC		Not Present		RCS1-255
- Missing PDU indicator		TRUE		RCS1-256
- Timer_STATUS_periodic		Not Present		RCS1-257
- Alternative E-bit interpretation		Not Present		RCS1-258
- Use special value of HE field		TRUE		RCS1-259
- RB mapping info				RCS1-260
- Information for each multiplexing		1 RBmuxOption		RCS1-261
option				
- RLC logical channel mapping		Not Present		RCS1-262
indicator				
- Number of RLC logical channels		1		RCS1-263
- Uplink transport channel type		E-DCH		RCS1-264
- Logical channel identity		2		RCS1-265
- E-DCH MAC-d flow identity		1		RCS1-266
- DDI		2		RCS1-267
- CHOICE RLC PDU size		Fixed size	Rel-8	RCS1-268
- RLC PDU size list		1 RLC PDU size		RCS1-269
- RLC PDU size		144 bits		RCS1-270

Information Element	Condition	Value/remark	Version	Index
info type identity identity Queue Id		FALSE		RCS1-271
		2		RCS1-272
				RCS1-273
		1		RCS1-274
		HS-DSCH		RCS1-275
		Not Present		RCS1-276
		Not Present		RCS1-277
		MAC-ehs		RCS1-278
		1		RCS1-279
2	RCS1-280			
Signalling RB information to setup - RB identity - CHOICE RLC info type - CHOICE Uplink RLC mode - Transmission RLC discard - CHOICE SDU discard mode - MAX_DAT - Transmission window size - Timer_RST - Max_RST - Polling info - Timer_poll_prohibit	A1	(AM DCCH for NAS_DT High priority) 3 RLC info AM RLC No Discard 15 128 500 1 200		RCS1-281 RCS1-282 RCS1-283 RCS1-284 RCS1-285 RCS1-286 RCS1-287 RCS1-288 RCS1-289 RCS1-290 RCS1-291 RCS1-292
- Timer_poll - Poll_PDU - Poll_SDU - Last transmission PDU poll - Last retransmission PDU poll - Poll_Windows - Timer_poll_periodic - CHOICE Downlink RLC mode - In-sequence delivery - Receiving window size - Downlink RLC status info - Timer_status_prohibit - Timer_EPC - Missing PDU indicator - Timer_STATUS_periodic - RB mapping info - Information for each multiplexing option indicator - RLC logical channel mapping indicator - Number of RLC logical channels - Uplink transport channel type - UL Transport channel identity - Logical channel identity - CHOICE RLC size list - MAC logical channel priority - Downlink RLC logical channel info - Number of RLC logical channels - Downlink transport channel type - DL DCH Transport channel identity - Transport channel identity identity - DL DSCH Transport channel identity - DL HS-DSCH MAC-d flow identity - Logical channel identity - RLC logical channel mapping indicator - Number of RLC logical channels		200 Not present 1 TRUE TRUE 99 Not Present AM RLC TRUE 128 200 Not Present TRUE Not Present 2 RBmuxOptions Not Present 1 DCH 5 3 Configured 3 1 DCH 10 Not Present Not Present 3 Not Present 1		RCS1-293 RCS1-294 RCS1-295 RCS1-296 RCS1-297 RCS1-298 RCS1-299 RCS1-300 RCS1-301 RCS1-302 RCS1-303 RCS1-304 RCS1-305 RCS1-306 RCS1-307 RCS1-308 RCS1-309 RCS1-310 RCS1-311 RCS1-312 RCS1-313 RCS1-314 RCS1-315 RCS1-316 RCS1-317 RCS1-318 RCS1-319 RCS1-320 RCS1-321 RCS1-322 RCS1-323 RCS1-324 RCS1-325 RCS1-326

Information Element	Condition	Value/remark	Version	Index
- Uplink transport channel type		RACH		RCS1-327
- UL Transport channel identity		Not Present		RCS1-328
- Logical channel identity		3		RCS1-329
- CHOICE RLC size list		Explicit List		RCS1-330
- RLC size index		According to clause 6.11.5.4.1.2 (standalone 3.4 kbps signalling radio bearer)		RCS1-331
- MAC logical channel priority		3		RCS1-332
- Downlink RLC logical channel info				RCS1-333
- Number of RLC logical channels		1		RCS1-334
- Downlink transport channel type		FACH		RCS1-335
- DL DCH Transport channel identity		Not Present		RCS1-336
- DL DSCH Transport channel identity		Not Present		RCS1-337
- DL HS-DSCH MAC-d flow identity		Not Present		RCS1-338
- Logical channel identity		3		RCS1-339
- Signalling RB information to setup	A2	(AM DCCH for NAS_DT High priority)		RCS1-340
- RB identity		3		RCS1-341
- CHOICE RLC info type		RLC info		RCS1-342
- CHOICE Uplink RLC mode		AM RLC		RCS1-343
- Transmission RLC discard				RCS1-344
- CHOICE SDU discard mode		No Discard		RCS1-345
- MAX_DAT		15		RCS1-346
- Transmission window size		128		RCS1-347
- Timer_RST		500		RCS1-348
- Max_RST		1		RCS1-349
- Polling info				RCS1-350
- Timer_poll_prohibit		200		RCS1-351
- Timer_poll		200		RCS1-352
- Poll_PDU		Not present		RCS1-353
- Poll_SDU		1		RCS1-354
- Last transmission PDU poll		TRUE		RCS1-355
- Last retransmission PDU poll		TRUE		RCS1-356
- Poll_Windows		99		RCS1-357
- Timer_poll_periodic		Not Present		RCS1-358
- CHOICE Downlink RLC mode		AM RLC		RCS1-359
- In-sequence delivery		TRUE		RCS1-360
- Receiving window size		128		RCS1-361
- Downlink RLC status info				RCS1-362
- Timer_status_prohibit		200		RCS1-363
- Timer_EPC		Not Present		RCS1-364
- Missing PDU indicator		TRUE		RCS1-365
- Timer_STATUS_periodic		Not Present		RCS1-366
- RB mapping info				RCS1-367
- Information for each multiplexing option		1 RBmuxOption		RCS1-368
- RLC logical channel mapping indicator		Not Present		RCS1-369
- Number of RLC logical channels		1		RCS1-370
- Uplink transport channel type		E-DCH		RCS1-371
- Logical channel identity		2		RCS1-372
- E-DCH MAC-d flow identity		1		RCS1-373
- DDI		2		RCS1-374
- RLC PDU size list		1 RLC PDU size		RCS1-375
- RLC PDU size		144 bits		RCS1-376
- Include in scheduling info		FALSE		RCS1-377
- MAC logical channel priority		2		RCS1-378
- Downlink RLC logical channel info				RCS1-379
- Number of RLC logical channels		1		RCS1-380
- Downlink transport channel type		HS-DSCH		RCS1-381
- DL DCH Transport channel identity		Not Present		RCS1-382
- DL DSCH Transport channel identity		Not Present		RCS1-383
- DL HS-DSCH MAC-d flow		1		RCS1-384

Information Element	Condition	Value/remark	Version	Index
identity		2		RCS1-385
- Logical channel identity				RCS1-386
- Signalling RB information to setup	A3	(AM DCCH for NAS_DT High priority)	Rel-7	RCS1-387
	A4, A5		Rel-8	
- RB identity		Not present		RCS1-388
- CHOICE RLC info type				RCS1-389
- RLC info				RCS1-390
- CHOICE Uplink RLC mode		AM RLC		RCS1-391
- Transmission RLC discard				RCS1-392
- SDU discard mode		No discard		RCS1-393
- MAX_DAT		15		RCS1-394
- Transmission window size		32		RCS1-395
- Timer_RST		500		RCS1-396
- Max_RST		1		RCS1-397
- Polling info				RCS1-398
- Timer_poll_prohibit		200		RCS1-399
- Timer_poll		200		RCS1-400
- Poll_PDU		Not Present		RCS1-401
- Poll_SDU		1		RCS1-402
- Last transmission PDU poll		TRUE		RCS1-403
- Last retransmission PDU poll		TRUE		RCS1-404
- Poll_Window		99		RCS1-405
- Timer_poll_periodic		Not Present		RCS1-406
- CHOICE Downlink RLC mode		AM RLC		RCS1-407
- CHOICE Downlink RLC PDU Size		Reference to clause 6 Parameter Set		RCS1-408
- Length indicator size		7		RCS1-409
- In-sequence delivery		TRUE		RCS1-410
- Receiving window size		32		RCS1-411
- Downlink RLC status info				RCS1-412
- Timer_status_prohibit		200		RCS1-413
- Timer_EPC		Not Present		RCS1-414
- Missing PDU indicator		TRUE		RCS1-415
- Timer_STATUS_periodic		Not Present		RCS1-416
- Alternative E-bit interpretation		Not Present		RCS1-417
- Use special value of HE field		TRUE		RCS1-418
- RB mapping info				RCS1-419
- Information for each multiplexing		1 RBMuxOption		RCS1-420
option				
- RLC logical channel mapping		Not Present		RCS1-421
indicator				
- Number of RLC logical channels		1		RCS1-422
- Uplink transport channel type		E-DCH		RCS1-423
- Logical channel identity		3		RCS1-424
- E-DCH MAC-d flow identity		1		RCS1-425
- CHOICE RLC PDU size		Fixed size	Rel-8	RCS1-426
- DDI		2		RCS1-427
- RLC PDU size list		1 RLC PDU size		RCS1-428
- RLC PDU size		144 bits		RCS1-429
- Include in scheduling info		FALSE		RCS1-430
- MAC logical channel priority		3		RCS1-431
- Downlink RLC logical channel info				RCS1-432
- Number of RLC logical channels		1		RCS1-433
- Downlink transport channel type		HS-DSCH		RCS1-434
- DL DCH Transport channel		Not Present		RCS1-435
identity				
- DL DSCH Transport channel		Not Present		RCS1-436
identity				
- CHOICE DL MAC header type		MAC-ehs		RCS1-437
- DL HS-DSCH MAC-ehs Queue		1		RCS1-438
ld				
- Logical channel identity		3		RCS1-439
- Signalling RB information to setup	A1	(AM DCCH for NAS_DT Low priority)		RCS1-440
- RB identity		4		RCS1-441
- CHOICE RLC info type		RLC info		RCS1-442
- CHOICE Uplink RLC mode		AM RLC		RCS1-443
- Transmission RLC discard				RCS1-444
- CHOICE SDU discard mode		No discard		RCS1-445

Information Element	Condition	Value/remark	Version	Index
- MAX_DAT		15		RCS1-446
- Transmission window size		128		RCS1-447
- Timer_RST		500		RCS1-448
- Max_RST		1		RCS1-449
- Polling info				RCS1-450
- Timer_poll_prohibit		200		RCS1-451
- Timer_poll		200		RCS1-452
- Poll_PDU		Not present		RCS1-453
- Poll_SDU		1		RCS1-454
- Last transmission PDU poll		TRUE		RCS1-455
- Last retransmission PDU poll		TRUE		RCS1-456
- Poll_Windows		99		RCS1-457
- Timer_poll_periodic		Not Present		RCS1-458
- CHOICE Downlink RLC mode		AM RLC		RCS1-459
- In-sequence delivery		TRUE		RCS1-460
- Receiving window size		128		RCS1-461
- Downlink RLC status info				RCS1-462
- Timer_status_prohibit		200		RCS1-463
- Timer_EPC		Not Present		RCS1-464
- Missing PDU indicator		TRUE		RCS1-465
- Timer_STATUS_periodic		Not Present		RCS1-466
- RB mapping info				RCS1-467
- Information for each multiplexing option		2 RBmuxOptions		RCS1-468
- RLC logical channel mapping indicator		Not Present		RCS1-469
- Number of RLC logical channels		1		RCS1-470
- Uplink transport channel type		DCH		RCS1-471
- UL Transport channel identity		5		RCS1-472
- Logical channel identity		4		RCS1-473
- CHOICE RLC size list		Configured		RCS1-474
- MAC logical channel priority		4		RCS1-475
- Downlink RLC logical channel info				RCS1-476
- Number of RLC logical channels		1		RCS1-477
- Downlink transport channel type		DCH		RCS1-478
- DL DCH Transport channel identity				RCS1-479
- Transport channel identity		10		RCS1-480
- DL DSCH Transport channel identity		Not Present		RCS1-481
- DL HS-DSCH MAC-d flow identity		Not Present		RCS1-482
- Logical channel identity		4		RCS1-483
- RLC logical channel mapping indicator		Not Present		RCS1-484
- Number of RLC logical channels		1		RCS1-485
- Uplink transport channel type		RACH		RCS1-486
- UL Transport channel identity		Not Present		RCS1-487
- Logical channel identity		4		RCS1-488
- CHOICE RLC size list		Explicit List		RCS1-489
- RLC size index		According to clause 6.11.5.4.1.2 (standalone 3.4 kbps signalling radio bearer)		RCS1-490
- MAC logical channel priority		4		RCS1-491
- Downlink RLC logical channel info				RCS1-492
- Number of RLC logical channels		1		RCS1-493
- Downlink transport channel type		FACH		RCS1-494
- DL DCH Transport channel identity		Not Present		RCS1-495
- DL DSCH Transport channel identity		Not Present		RCS1-496
- DL HS-DSCH MAC-d flow identity		Not Present		RCS1-497
- Logical channel identity		4		RCS1-498
- Signalling RB information to setup	A2	(AM DCCH for NAS_DT Low priority)		RCS1-499
- RB identity		4		RCS1-500
- CHOICE RLC info type		RLC info		RCS1-501

Information Element	Condition	Value/remark	Version	Index
- CHOICE Uplink RLC mode		AM RLC		RCS1-502
- Transmission RLC discard		No discard		RCS1-503
- CHOICE SDU discard mode		15		RCS1-504
- MAX_DAT		128		RCS1-505
- Transmission window size		500		RCS1-506
- Timer_RST		1		RCS1-507
- Max_RST		200		RCS1-508
- Polling info		200		RCS1-509
- Timer_poll_prohibit		200		RCS1-510
- Timer_poll		Not present		RCS1-511
- Poll_PDU		1		RCS1-512
- Poll_SDU		TRUE		RCS1-513
- Last transmission PDU poll		TRUE		RCS1-514
- Last retransmission PDU poll		99		RCS1-515
- Poll_Windows		Not Present		RCS1-516
- Timer_poll_periodic		AM RLC		RCS1-517
- CHOICE Downlink RLC mode		TRUE		RCS1-518
- In-sequence delivery		128		RCS1-519
- Receiving window size		200		RCS1-520
- Downlink RLC status info		Not Present		RCS1-521
- Timer_status_prohibit		Not Present		RCS1-522
- Timer_EPC		TRUE		RCS1-523
- Missing PDU indicator		Not Present		RCS1-524
- Timer_STATUS_periodic		Not Present		RCS1-525
- RB mapping info		1 RBMuxOption		RCS1-526
- Information for each multiplexing option		Not Present		RCS1-527
- RLC logical channel mapping indicator		Not Present		RCS1-528
- Number of RLC logical channels		1		RCS1-529
- Uplink transport channel type		E-DCH		RCS1-530
- Logical channel identity		4		RCS1-531
- E-DCH MAC-d flow identity		1		RCS1-532
- DDI		4		RCS1-533
- RLC PDU size list		1 RLC PDU size		RCS1-534
- RLC PDU size		144 bits		RCS1-535
- Include in scheduling info		FALSE		RCS1-536
- MAC logical channel priority		4		RCS1-537
- Downlink RLC logical channel info		1		RCS1-538
- Number of RLC logical channels		HS-DSCH		RCS1-539
- Downlink transport channel type		Not Present		RCS1-540
- DL DCH Transport channel identity		Not Present		RCS1-541
- DL DSCH Transport channel identity		Not Present		RCS1-542
- DL HS-DSCH MAC-d flow identity		1		RCS1-543
- Logical channel identity		4		RCS1-544
- RB mapping info		1 RBMuxOption		RCS1-545
- Information for each multiplexing option		Not Present		RCS1-546
- RLC logical channel mapping indicator		Not Present		RCS1-547
- Number of RLC logical channels		1		RCS1-548
- Uplink transport channel type		E-DCH		RCS1-549
- Logical channel identity		4		RCS1-550
- E-DCH MAC-d flow identity		1		RCS1-551
- DDI		4		RCS1-552
- RLC PDU size list		1 RLC PDU size		RCS1-553
- RLC PDU size		144 bits		RCS1-554
- Include in scheduling info		FALSE		RCS1-555
- MAC logical channel priority		4		RCS1-556
- Downlink RLC logical channel info		1		RCS1-557
- Number of RLC logical channels		HS-DSCH		RCS1-558
- Downlink transport channel type		Not Present		RCS1-559
- DL DCH Transport channel identity		Not Present		RCS1-560

Information Element	Condition	Value/remark	Version	Index
- DL DSCH Transport channel identity		Not Present		RCS1-561
- DL HS-DSCH MAC-d flow identity		1		RCS1-562
- Logical channel identity		4		RCS1-563
- Signalling RB information to setup	A3, A5	(AM DCCH for NAS DT Low priority)	Rel-7 Rel-8	RCS1-564 RCS1-565
- RB identity		Not present		RCS1-566
- CHOICE RLC info type				RCS1-567
- RLC info				RCS1-568
- CHOICE Uplink RLC mode		AM RLC		RCS1-569
- Transmission RLC discard				RCS1-570
- SDU discard mode		No discard		RCS1-571
- MAX_DAT		15		RCS1-572
- Transmission window size		32		RCS1-573
- Timer_RST		500		RCS1-574
- Max_RST		1		RCS1-575
- Polling info				RCS1-576
- Timer_poll_prohibit		200		RCS1-577
- Timer_poll		200		RCS1-578
- Poll_PDU		Not Present		RCS1-579
- Poll_SDU		1		RCS1-580
- Last transmission PDU poll		TRUE		RCS1-581
- Last retransmission PDU poll		TRUE		RCS1-582
- Poll_Window		99		RCS1-583
- Timer_poll_periodic		Not Present		RCS1-584
- CHOICE Downlink RLC mode		AM RLC		RCS1-585
- CHOICE Downlink RLC PDU Size		Reference to clause 6 Parameter Set		RCS1-586
- Length indicator size		7		RCS1-587
- In-sequence delivery		TRUE		RCS1-588
- Receiving window size		32		RCS1-589
- Downlink RLC status info				RCS1-590
- Timer_status_prohibit		200		RCS1-591
- Timer_EPC		Not Present		RCS1-592
- Missing PDU indicator		TRUE		RCS1-593
- Timer_STATUS_periodic		Not Present		RCS1-594
- Alternative E-bit interpretation		Not Present		RCS1-595
- Use special value of HE field		TRUE		RCS1-596
- RB mapping info				RCS1-597
- Information for each multiplexing option		1 RBMuxOption		RCS1-598
- RLC logical channel mapping indicator		Not Present		RCS1-599
- Number of RLC logical channels		1		RCS1-600
- Uplink transport channel type		E-DCH		RCS1-601
- Logical channel identity		4		RCS1-602
- E-DCH MAC-d flow identity		1		RCS1-603
- CHOICE RLC PDU size		Fixed size	Rel-8	RCS1-604
- DDI		2		RCS1-605
- RLC PDU size list		1 RLC PDU size		RCS1-606
- RLC PDU size		144 bits		RCS1-607
- Include in scheduling info		FALSE		RCS1-608
- MAC logical channel priority		4		RCS1-609
- Downlink RLC logical channel info				RCS1-610
- Number of RLC logical channels		1		RCS1-611
- Downlink transport channel type		HS-DSCH		RCS1-612
- DL DCH Transport channel identity		Not Present		RCS1-613
- DL DSCH Transport channel identity		Not Present		RCS1-614
- CHOICE DL MAC header type		MAC-ehs		RCS1-615
- DL HS-DSCH MAC-ehs Queue Id		1		RCS1-616
- Logical channel identity		4		RCS1-617
- UL Transport channel information for all transport channels	A1			RCS1-618
- PRACH TFCS		Not Present		RCS1-619

Information Element	Condition	Value/remark	Version	Index	
<ul style="list-style-type: none"> - CHOICE mode - Individual UL CCTrCH information - UL TFCS ID - TFCS ID - Shared Channel Indicator - UL TFCS - CHOICE TFCI signalling - TFCI Field 1 Information - CHOICE TFCS representation - TFCS complete reconfiguration information - CHOICE CTFC Size - CTFC information - CTFC - Power offset - CHOICE Gain - Reference TFC - CHOICE Gain 		TDD (This IE is repeated for TFC number.) 1 FALSE Normal Complete reconfiguration Configured, Number of bits used must be enough to cover all combinations of CTFC according to clause 6.11.5.4.1.2 (standalone 3.4 kbps signalling radio bearer) This IE is repeated for TFC numbers according to clause 6.11.5.4.1.2 (standalone 3.4 kbps signalling radio bearer) According to clause 6.11.5.4.1.2 (standalone 3.4 kbps signalling radio bearer) Computed Gain Factors(The last TFC is set to Signalled Gain Factors) 0, Integer(0.. 3) Signalled Gain Factors(Not Present if the CHOICE Gain Factors is set to ComputedGain Factors)		RCS1-620 RCS1-621 RCS1-622 RCS1-623 RCS1-624 RCS1-625 RCS1-626 RCS1-627 RCS1-628 RCS1-629 RCS1-630 RCS1-631 RCS1-632 RCS1-633 RCS1-634 RCS1-635 RCS1-636	
	<ul style="list-style-type: none"> - CHOICE mode - Gain Factor - Reference - CHOICE mode - TFC subset - CHOICE Subset representation - Allowed Transport Format combination - Transport format combination - TFC subset list - Added or Reconfigured UL TrCH information list - UL Transport channel information for all transport channels - Added or Reconfigured UL TrCH information - Uplink transport channel type - UL Transport channel identity - TFS - CHOICE Transport channel type - Dynamic Transport format information - RLC size - Number of TBs and TTI lists - Transmission Time Interval 	A2 , A3 , A4, A5 A1	TDD 15 0, Integer (0..3) TDD Default value is the complete existing set of transport format combinations Allowed transport format combination list 0 to MaxTFCvalue-1 (MaxTFCValue is refer to clause 6 Parameter Set.) Integer (0.. 1023) Not present Not Present DCH 5 Dedicated transport channels According to clause 6.11.5.4.1.2 (standalone 3.4 kbps signalling radio bearer) (This IE is repeated for TFI number) Not Present	Rel-6 Rel-7 Rel-8	RCS1-637 RCS1-638 RCS1-639 RCS1-640 RCS1-641 RCS1-642 RCS1-643 RCS1-644 RCS1-645 RCS1-646 RCS1-647 RCS1-648 RCS1-649 RCS1-650 RCS1-651 RCS1-652 RCS1-653 RCS1-654 RCS1-655 RCS1-656 RCS1-657 RCS1-658

Information Element	Condition	Value/remark	Version	Index
- Number of Transport blocks - CHOICE Logical channel list - Semi-static Transport Format information		Reference to clause 6.11 Parameter Set All		RCS1-659 RCS1-660 RCS1-661
- Transmission time interval - Type of channel coding - Coding Rate - Rate matching attribute		Reference to clause 6.11 Parameter Set Reference to clause 6.11 Parameter Set Reference to clause 6.11 Parameter Set Reference to clause 6.11 Parameter Set		RCS1-662 RCS1-663 RCS1-664 RCS1-665
- Added or Reconfigured UL TrCH information	A2, A3	1 E-DCH added with one DCCH MAC-d flow	Rel-6 Rel-7	RCS1-666 RCS1-667
- Uplink transport channel type - CHOICE UL parameters -CHOICE mode - HARQ info for E-DCH - HARQ RV Configuration - Added or reconfigured E-DCH		E-DCH E-DCH TDD	Rel-7 Rel-7 Rel-7	RCS1-668 RCS1-669 RCS1-670 RCS1-671 RCS1-672 RCS1-673
MAC-d flow		rvtable (for DCCH)		
- E-DCH MAC-d flow identity		1		RCS1-674
- E-DCH MAC-d flow power offset		0		RCS1-675
- E-DCH MAC-d flow maximum		7		RCS1-676
number of retransmissions				
- E-DCH MAC-d flow multiplexing		Not Present		RCS1-677
list				
- CHOICE transmission grant type -CHOICE mode -CHOICE <i>TDD Option</i>		Non-scheduled grant info TDD 1.28 Mcps TDD	Rel-6 Rel-7 Rel-7	RCS1-678 RCS1-679 RCS1-680
- <i>NE-UCCH</i>		1	Rel-7	RCS1-681
-Timeslot Resource Related Information		00001	Rel-7	RCS1-682
-Power Resource Related Information		32	Rel-7	RCS1-683
-Activation Time		now	Rel-7	RCS1-684
-Subframe number		1	Rel-7	RCS1-685
-Repetition period		1	Rel-7	RCS1-686
-Repetition Length		0	Rel-7	RCS1-687
-Code Resource Information		4/1	Rel-7	RCS1-688
-E-HICH Information		Not present	Rel-7	RCS1-689
-Timeslot number		1		RCS1-690
- Channelisation code		16/1		RCS1-691
- Midamble Allocation mode		Default midamble		RCS1-692
- Midamble configuration		16		RCS1-693
- Midamble Shift		Not present		RCS1-694
- Signature Sequence Group Index		0		RCS1-695
Added or Reconfigured UL TrCH information	A4, A5	1 E-DCH added with one DCCH MAC-d flow	Rel-8	RCS1-696
- Uplink transport channel type		E-DCH		RCS1-697
- CHOICE UL parameters		E-DCH		RCS1-698
- UL MAC header type		MAC-i/is		RCS1-699
- HARQ info for E-DCH				RCS1-700
- HARQ RV Configuration		rvtable		RCS1-701
- Added or reconfigured E-DCH		(for DCCH)		RCS1-702
MAC-d flow				
- E-DCH MAC-d flow identity		1		RCS1-703
- E-DCH MAC-d flow power offset		0		RCS1-704
- E-DCH MAC-d flow maximum		7		RCS1-705
number of retransmissions				
- E-DCH MAC-d flow multiplexing		Not Present		RCS1-706
list				
- CHOICE transmission grant type		Scheduled grant info		RCS1-707
DL Transport channel information common for all transport channel				RCS1-708
- SCCPCH TFCS		Not Present		RCS1-709
- CHOICE mode		TDD		RCS1-710
-Individual DL CTrCH information				RCS1-711
- DL TFCS Identity				RCS1-712
- TFCS ID		1		RCS1-713
- Shared Channel Indicator		FALSE		RCS1-714
- CHOICE DL parameters		Same as UL		RCS1-715
DL Transport channel information	A2, A3	Not Present	Rel-7	RCS1-716

Information Element	Condition	Value/remark	Version	Index	
common for all transport channel - Added or Reconfigured TrCH information list - Added or Reconfigured DL TrCH information - Downlink transport channel type - DL Transport channel identity - CHOICE DL parameters - Uplink transport channel type - UL Transport channel identity -DCH quality target - BLER Quality value - Added or Reconfigured TrCH information list - Added or Reconfigured DL TrCH information - Downlink transport channel type - DL Transport channel identity - CHOICE DL parameters - Added or reconfigured MAC-d flow - MAC-hs queue to add or reconfigure list - MAC-hs queue Id - MAC-d Flow Identity - T1 - MAC-hs window size - MAC-d PDU size Info - MAC-d PDU size - MAC-d PDU size index - MAC-hs queue to delete list - DCH quality target - Added or reconfigured MAC-d flow	, A4, A5 A1	DCH 10 Same as UL DCH 5	Rel-8	RCS1-717 RCS1-718 RCS1-719 RCS1-720 RCS1-721 RCS1-722 RCS1-723 RCS1-724 RCS1-725 RCS1-726 RCS1-727	
	A2	-63 (-6.3) HS-DSCH 10 HS-DSCH		RCS1-728 RCS1-729 RCS1-730 RCS1-731 RCS1-732	
			(one queue)		RCS1-733
			1 (for DCCH) 1 50 Integer(32, 64, 96, 128, 160, 192, 256)	Rel-7	RCS1-734 RCS1-735 RCS1-736 RCS1-737 RCS1-738 RCS1-739 RCS1-740 RCS1-741 RCS1-742 RCS1-743
		A3	1 TrCH (HS-DSCH for DCCH)	Rel-7	RCS1-744 RCS1-745
		A4	HS-DSCH Not Present HS-DSCH Reference to clause 6.11.5.4.6 Parameter Set Implicit MAC-ehs	Rel-8	RCS1-746 RCS1-747 RCS1-748 RCS1-749 RCS1-750 RCS1-751 RCS1-752 RCS1-753
			(1 queue)		RCS1-754
			1 50 16 Not present Not present		RCS1-755 RCS1-756 RCS1-757 RCS1-758 RCS1-759
	Added or Reconfigured DL TrCH information	A5	Not present	Rel-8	RCS1-760
	Frequency info		Not Present		RCS1-761
	Multi-frequency Info		Not Present	Rel-7	RCS1-761a
	SPS Information		Not Present	Rel-8	RCS1-761b
	MU-MIMO info		Not Present	Rel-10	RCS1-761c
	Maximum allowed UL TX power		33dBm		RCS1-762
	CHOICE channel requirement	A1	Uplink DPCH info		RCS1-763
	- Uplink DPCH power control info				RCS1-764
	- CHOICE mode		TDD		RCS1-765
	- UL target SIR		25 dB		RCS1-766
	- CHOICE <i>UL OL PC info</i>		Individually signalled		RCS1-768
	- CHOICE <i>TDD option</i>		1.28 Mcps TDD		RCS1-769

Information Element	Condition	Value/remark	Version	Index
- TPC step size		1 dB		RCS1-770
		Not Present		RCS1-771
- Primary CCPCH Tx Power		TDD		RCS1-772
- CHOICE mode				RCS1-773
- Uplink Timing Advance Control		Enabled		RCS1-774
- CHOICE Timing Advance		1.28 Mcps TDD		RCS1-775
- CHOICE TDD option				RCS1-776
- Uplink synchronization				
parameters				
- Uplink synchronization step		1		RCS1-777
size				
- Uplink synchronization		1		RCS1-778
frequency				
- Synchronization parameters		Not present		RCS1-779
- UL CCTrCH List				RCS1-780
- TFCS ID		1		RCS1-781
- UL Target SIR		25 dB		RCS1-782
- Time info				RCS1-783
- Activation time		Not present		RCS1-784
- Duration		Not present		RCS1-785
- Common timeslot info				RCS1-786
- 2 nd interleaving mode		Reference to clause 6 Parameter Set		RCS1-787
- TFCI coding		Reference to clause 6 Parameter Set		RCS1-788
- Puncturing Limit		Reference to clause 6 Parameter Set		RCS1-789
- Repetition Period				RCS1-790
- Repetition Length		null		RCS1-791
- Uplink DPCH timeslots and				RCS1-792
codes				
- Dynamic SF usage		FALSE		RCS1-793
- First individual timeslot info				RCS1-794
- Timeslot number				RCS1-795
- CHOICE TDD option		1.28 Mcps TDD		RCS1-796
- Timeslot number		1 OR 2 OR 3		RCS1-797
- TFCI existence		TRUE		RCS1-798
- Midamble shift and burst type				RCS1-799
- CHOICE TDD option		1.28 Mcps TDD		RCS1-800
- Midamble allocation		Default midamble		RCS1-801
mode				
- Midamble configuration		16		RCS1-802
- Midamble Shift		Not Present		RCS1-803
- CHOICE TDD option		1.28 Mcps TDD		RCS1-804
- Modulation		QPSK		RCS1-805
- SS-TPC Symbols		1		RCS1-806
- Additional TPC-SS		Not present		RCS1-807
Symbols				
- First timeslot Code List		Repeated (1,2) for each channelisation code assigned in the slot to meet the needs of clause 6 Parameter Set.		RCS1-808
- channelisation codes		(SF/ i) where i denotes an unassigned code matching the SF specified in clause 6 Parameter Set.		RCS1-809
- CHOICE more timeslots		No more timeslots		RCS1-810
- UL CCTrCH List to Remove		Not present		RCS1-811
CHOICE channel requirement	A2, A3, A4	Uplink DPCH info	Rel-7	RCS1-812
- Uplink DPCH power control info			Rel-8	RCS1-813
- CHOICE mode		TDD		RCS1-814
- UL target SIR		25 dB		RCS1-815
- CHOICE <i>UL OL PC info</i>		Individually signalled		RCS1-816
- CHOICE <i>TDD option</i>		1.28 Mcps TDD		RCS1-817
- TPC step size		1 dB		RCS1-818
- Primary CCPCH Tx Power		Not Present		RCS1-819
- CHOICE mode		TDD		RCS1-820
- Uplink Timing Advance Control				RCS1-821
- CHOICE Timing Advance		Enabled		RCS1-822
- CHOICE TDD option		1.28 Mcps TDD		RCS1-823
- Uplink synchronization				RCS1-824
parameters				

Information Element	Condition	Value/remark	Version	Index
size		1		RCS1-827
- Uplink synchronization step				
frequency		1		RCS1-828
- Uplink synchronization				
- Synchronization parameters		Not present		RCS1-829
- UL CCTrCH List				RCS1-830
- TFCS ID		1		RCS1-831
- UL Target SIR		25 dB		RCS1-832
- Time info				RCS1-833
- Activation time		Not present		RCS1-834
- Duration		Not present		RCS1-835
- Common timeslot info				RCS1-836
- 2 nd interleaving mode		Reference to clause 6 Parameter Set		RCS1-837
- TFCI coding		Reference to clause 6 Parameter Set		RCS1-838
- Puncturing Limit		Reference to clause 6 Parameter Set		RCS1-839
- Repetition Period				RCS1-840
- Repetition Length		null		RCS1-841
- Uplink DPCH timeslots and				RCS1-842
codes		FALSE		RCS1-843
- Dynamic SF usage				RCS1-844
- First individual timeslot info				RCS1-845
- Timeslot number				RCS1-846
- CHOICE TDD option		1.28 Mcps TDD		RCS1-847
- Timeslot number		1 OR 2 OR 3		RCS1-848
- TFCI existence		TRUE		RCS1-849
- Midamble shift and burst type				RCS1-850
- CHOICE TDD option		1.28 Mcps TDD		RCS1-851
- Midamble allocation		Default midamble		
mode		16		RCS1-852
- Midamble configuration		Not Present		RCS1-853
- Midamble Shift		1.28 Mcps TDD		RCS1-854
- CHOICE TDD option		QPSK		RCS1-855
- Modulation		1		RCS1-856
- SS-TPC Symbols		Not present		RCS1-857
- Additional TPC-SS				
Symbols				
- First timeslot Code List		Repeated (1,2) for each channelisation code assigned in the slot to meet the needs of clause 6 Parameter Set.		RCS1-858
- channelisation codes		(SF/ i) where i denotes an unassigned code matching the SF specified in clause 6 Parameter Set.		RCS1-859
- CHOICE more timeslots		No more timeslots		RCS1-860
- UL CCTrCH List to Remove		Not present		RCS1-861
CHOICE channel requirement	A5	Not Present	Rel-8	RCS1-862
E-DCH Info	A1	Not Present	Rel-6	RCS1-863
	A5		Rel-8	RCS1-864
E-DCH info	A2, A3		Rel-7	RCS1-865
	, A4		Rel-8	RCS1-866
- MAC-es/e reset indicator		TRUE		RCS1-867
- CHOICE mode		TDD		RCS1-868
- CHOICE TDD option		1.28 Mcps TDD		RCS1-869
-E-RUCCH Info				RCS1-870
-T-RUCCH		200ms		RCS1-871
- N-RUCCH		3		RCS1-872
- T-WAIT		40ms		RCS1-873
-E-PUCH Info				RCS1-874
-E-TFCS info				RCS1-875
-Reference Beta Information QPSK list		1		RCS1-876
-Reference Code Rate		1		RCS1-877
-Reference Beta		0		RCS1-878
-Reference Beta Information 16QAM list		1		RCS1-879
-Reference Code Rate		6		RCS1-880
-Reference Beta		0		RCS1-881
-CHOICE TDD mode		1.28 Mcps TDD		RCS1-882
-SNPL Reporting Type		Type1		RCS1-883
-PRXdes_base		-100		RCS1-884

Information Element	Condition	Value/remark	Version	Index
-Beacon PL Est.		FALSE		RCS1-885
-TPC step size		1		RCS1-886
-Uplink synchronisation parameters				RCS1-887
-Uplink synchronisation step size		1		RCS1-888
-Uplink synchronisation frequency		1		RCS1-889
-E-PUCH TS configuration list		1		RCS1-890
-TS number		1		RCS1-891
-Midamble shift and burst type				RCS1-892
-Midamble Allocation Mode		Default midamble		RCS1-893
-Midamble configuration		16		RCS1-894
-Midamble Shift		Not present		RCS1-895
-Minimum allowed code rate		0		RCS1-896
-Maximum allowed code rate		63		RCS1-897
Downlink HS-PDSCH Information	A1	Not Present	Rel-6	RCS1-898
Downlink HS-PDSCH Information	A2, A3		Rel-7	RCS1-899
	, A4, A5		Rel-8	RCS1-900
- HS-SCCH Info				RCS1-901
- CHOICE mode		TDD		RCS1-902
- CHOICE TDD option		1.28 Mcps		RCS1-903
- HS-SCCH Set Configuration				RCS1-904
- Timeslot number		0		RCS1-905
- First Channelisation code		(16/5)		RCS1-906
- Second Channelisation code		(16/6)		RCS1-907
- Midamble Allocation mode		Default midamble		RCS1-908
- Midamble configuration		8		RCS1-909
- BLER target		-2.0		RCS1-910
- HS-SICH configuration				RCS1-911
- Timeslot number		1		RCS1-912
- Channelisation code		(16/11)		RCS1-913
- Midamble Allocation mode		Default midamble		RCS1-914
- Midamble configuration		8		RCS1-915
- Ack-Nack Power Offset		0		RCS1-916
- PRX _{HS-SICH}				RCS1-917
- TPC step size		1dB		RCS1-918
- Timeslot number		0		RCS1-919
- First Channelisation code		(16/7)		RCS1-920
- Second Channelisation code		(16/8)		RCS1-921
- Midamble Allocation mode		Default midamble		RCS1-922
- Midamble configuration		8		RCS1-923
- BLER target		-2.0		RCS1-924
- HS-SICH configuration				RCS1-925
- Timeslot number		1		RCS1-926
- Channelisation code		(16/12)		RCS1-927
- Midamble Allocation mode		Default midamble		RCS1-928
- Midamble configuration		8		RCS1-929
- Ack-Nack Power Offset		0		RCS1-930
- PRX _{HS-SICH}				RCS1-931
- TPC step size		1dB		RCS1-932
- Timeslot number		0		RCS1-933
- First Channelisation code		(16/9)		RCS1-934
- Second Channelisation code		(16/10)		RCS1-935
- Midamble Allocation mode		Default midamble		RCS1-936
- Midamble configuration		8		RCS1-937
- BLER target		-2.0		RCS1-938
- HS-SICH configuration				RCS1-939
- Timeslot number		1		RCS1-940
- Channelisation code		(16/14)		RCS1-941
- Midamble Allocation mode		Default midamble		RCS1-942
- Midamble configuration		8		RCS1-943
- Ack-Nack Power Offset		0		RCS1-944
- PRX _{HS-SICH}				RCS1-945
- TPC step size		1dB		RCS1-946
- CHOICE mode		TDD		RCS1-947
- CHOICE TDD option		1.28 Mcps TDD		RCS1-948
- HS-PDSCH Midamble Configuration				RCS1-949
- Midamble Allocation Mode		Default midamble		RCS1-950
- Midamble Configuration		8		RCS1-951

Information Element	Condition	Value/remark	Version	Index
- Midamble Shift		Not present		RCS1-952
Downlink information common for all radio links	A1			RCS1-953
- Downlink DPCH info common for all RL				RCS1-954
- Timing indication		Initialize		RCS1-955
- CFN-targetSFN frame offset		Not Present		RCS1-956
- Downlink DPCH power control information				RCS1-957
- CHOICE <i>mode</i>		TDD		RCS1-958
- TPC Step Size		1 dB		RCS1-959
- MAC-d HFN initial value		Not Present		RCS1-960
- CHOICE <i>mode</i>		TDD (no data)		RCS1-961
- CHOICE <i>mode</i>		TDD		RCS1-962
- CHOICE TDD option		1.28 Mcps TDD		RCS1-963
- TSTD indicator		FALSE		RCS1-964
- Default DPCH Offset Value		Not Present		RCS1-965
Downlink information common for all radio links	A2, A3, A4		Rel-5 Rel-8	RCS1-966
- Downlink DPCH info common for all RL				RCS1-967
- Timing indication		Initialize		RCS1-968
- CFN-targetSFN frame offset		Not Present		RCS1-969
- Downlink DPCH power control information				RCS1-970
- CHOICE <i>mode</i>		TDD		RCS1-971
- TPC Step Size		1		RCS1-972
- MAC-d HFN initial value		Not Present		RCS1-973
- CHOICE <i>mode</i>		TDD		RCS1-974
- CHOICE <i>mode</i>		TDD		RCS1-975
- CHOICE TDD option		1.28 Mcps TDD		RCS1-976
- TSTD indicator		FALSE		RCS1-977
- Default DPCH Offset Value		Not Present		RCS1-978
- MAC-hs reset indicator		TRUE		RCS1-979
Downlink information common for all radio links	A5	Not present	Rel-8	RCS1-980
Downlink information for each radio link list	A1			RCS1-981
- Downlink information for each radio link				RCS1-982
- Choice <i>mode</i>		TDD		RCS1-983
- Primary CCPCH info				RCS1-984
- CHOICE <i>mode</i>		TDD		RCS1-985
- CHOICE TDD option		1.28 Mcps TDD		RCS1-986
- TSTD indicator		FALSE		RCS1-987
- Cell parameters ID		Not present		RCS1-988
- SCTD indicator		FALSE		RCS1-989
- Downlink DPCH info for each RL				RCS1-990
- CHOICE <i>mode</i>		TDD		RCS1-991
- DL CCTrCH List				RCS1-992
- TFCS ID		1		RCS1-993
- Time info				RCS1-994
- Activation time		Not present		RCS1-995
- Duration		Not present		RCS1-996
- Common timeslot info				RCS1-997
- 2 nd interleaving mode		Reference to clause 6.11 Parameter set		RCS1-998
- TFCl coding		Reference to clause 6.11 Parameter set		RCS1-999
- Puncturing limit		Reference to clause 6.11 Parameter set		RCS1-1000
- Repetition period		1		RCS1-1001
- Repetition length		NULL		RCS1-1002
- Downlink DPCH timeslots				RCS1-1003
and codes				RCS1-1004
info				RCS1-1005
- First Individual timeslot				RCS1-1006
- Timeslot number				RCS1-1007
- CHOICE <i>more timeslots</i>				RCS1-1008
- CHOICE TDD option		1.28 McpsTDD		RCS1-1009
- Timeslot number		4 OR 5 OR 6		RCS1-1010
- Individual timeslot				RCS1-1010

Information Element	Condition	Value/remark	Version	Index
info		TRUE		RCS1-1011 RCS1-1012
burst type		1.28 Mcps TDD Default		RCS1-1013 RCS1-1014
Allocation Mode		16 Integer(2, 4, 6, 8, 10, 12, 14, 16)		RCS1-1015
configuration		Not present		RCS1-1016
		1.28 Mcps TDD		RCS1-1017
		QPSK		RCS1-1018
		1		RCS1-1019
		Not present		RCS1-1020
Symbols				RCS1-1021
channelisation codes		Consecutive codes		RCS1-1022
representation		(i/SF) where i is the lowest numbered code that is being assigned and SF is specified in clause 6 Parameter Set..		RCS1-1023
		(j/SF) where j is the highest numbered code that is being assigned in the slot.		RCS1-1024
		The presence of this IE depends upon whether the requirements of clause 6 Parameter Set could be met by the codes that have been assigned in the first timeslot.		RCS1-1025
		1		RCS1-1026
		Not present		RCS1-1027
		Not Present		RCS1-1028
FACH			R99 and Rel-4 only	RCS1-1029
Downlink information for each radio link list	A2, A3, A4		Rel-7	RCS1-1030
- Downlink information for each radio link			Rel-8	RCS1-1031
- Choice mode		TDD		RCS1-1032
- Primary CCPCH info				RCS1-1033
- CHOICE mode		TDD		RCS1-1034
- CHOICE TDD option		1.28 Mcps TDD		RCS1-1035
- TSTD indicator		FALSE		RCS1-1036
- Cell parameters ID		Not present		RCS1-1037
- SCTD indicator		FALSE		RCS1-1038
- Downlink DPCH info for each RL				RCS1-1039
- CHOICE mode		TDD		RCS1-1040
- DL CCTrCH List				RCS1-1041
- TFCS ID		1		RCS1-1042
- Time info				RCS1-1043
- Activation time		(256+CFN-(CFN mod 8 + 8))mod 256		RCS1-1044
- Duration		infinite		RCS1-1045
- Common timeslot info				RCS1-1046
- 2nd interleaving mode		Reference to clause 6.11 Parameter set		RCS1-1047
- TFCI coding		Reference to clause 6.11 Parameter set		RCS1-1048
- Puncturing limit		Reference to clause 6.11 Parameter set		RCS1-1049
- Repetition period		1		RCS1-1050
- Repetition length		NULL		RCS1-1051
- Downlink DPCH timeslots				RCS1-1052
and codes				RCS1-1053
info				RCS1-1054
				RCS1-1055
				RCS1-1056
		1.28 McpsTDD		RCS1-1057
		4 OR 5 OR 6		RCS1-1058
				RCS1-1059
info		TRUE		RCS1-1060

Information Element	Condition	Value/remark	Version	Index
burst type	- Midamble shift and			RCS1-1061
	- CHOICE TDD option	1.28 Mcps TDD		RCS1-1062
Allocation Mode	-Midamble	Default		RCS1-1063
configuration	- Midamble	16 Integer(2, 4, 6, 8, 10, 12, 14, 16)		RCS1-1064
	- Midamble Shift	Not present		RCS1-1065
	- CHOICE TDD option	1.28 Mcps TDD		RCS1-1066
	- Modulation	QPSK		RCS1-1067
	- SS-TPC Symbols	1		RCS1-1068
	- Additional TPC-SS	Not present		RCS1-1069
Symbols				RCS1-1070
channelisation codes	- First timeslot			RCS1-1070
representation	- CHOICE codes	Consecutive codes		RCS1-1071
	- First channelisation code	(i/SF) where i is the lowest numbered code that is being assigned and SF is specified in clause 6 Parameter Set..		RCS1-1072
	- Last channelisation code	(j/SF) where j is the highest numbered code that is being assigned in the slot.		RCS1-1073
	- CHOICE more timeslots	The presence of this IE depends upon whether the requirements of clause 6 Parameter Set could be met by the codes that have been assigned in the first timeslot.		RCS1-1074
	- UL CCTrCH TPC List			RCS1-1075
	- UL TPC TFCS Identity	1		RCS1-1076
	- DL CCTrCH List to Remove	Not present		RCS1-1077
	-SCCPCH information for	Not Present	R99 and Rel-4 only	RCS1-1078
FACH				RCS1-1079
-E-AGCH info	- CHOICE mode			RCS1-1080
-CHOICE TDD option		1.28 Mcps TDD	Rel-7	RCS1-1081
-RDI Indicator		False	Rel-7	RCS1-1082
-TPC step size		1	Rel-7	RCS1-1083
-E-AGCH set configuration		1	Rel-7	RCS1-1084
-Timeslot number		6	Rel-7	RCS1-1085
-First Channelisation code		16/3	Rel-7	RCS1-1086
-Second Channelisation code		16/4	Rel-7	RCS1-1087
-Midamble Allocation mode		Default midamble	Rel-7	RCS1-1088
-Midamble configuration		4	Rel-7	RCS1-1089
- Midamble Shift		Not present	Rel-7	RCS1-1090
- E-AGCH BLER target		-2	Rel-7	RCS1-1091
-CHOICE mode		TDD	Rel-7	RCS1-1092
-E-HICH Information			Rel-7	RCS1-1093
-CHOICE TDD option		1.28 Mcps TDD	Rel-7	RCS1-1094
- N _{E-HICH}		4	Rel-7	RCS1-1095
-E-HICH set configuration		1	Rel-7	RCS1-1096
-EI		0	Rel-7	RCS1-1097
-Timeslot number		6	Rel-7	RCS1-1098
-Channelisation code		16/5	Rel-7	RCS1-1099
-Midamble Allocation mode		Default midamble	Rel-7	RCS1-1100
-Midamble configuration		4	Rel-7	RCS1-1101
-Midamble Shift		Not present	Rel-7	RCS1-1102
Downlink information for each radio link list	A5	Not present	Rel-8	RCS1-1103

Condition	Explanation	Version
A1	This IE is needed for "Stand-alone SRBs mapped on DCH/DCH"	
A2	This IE is needed for "Stand-alone SRBs mapped on E-DCH and HS-DSCH "	Rel-6
A3	This IE is needed for "Stand-alone SRBs mapped on E-DCH and HS-DSCH using MAC-ehs"	Rel-7
A4	This IE is needed for "Stand-alone SRBs mapped on E-DCH using MAC-i/is and HS-DSCH using MAC-ehs"	Rel-8

A5	This IE is needed for SRB mapped onto common E-DCH (MAC-i/is) and HS-DSCH (MAC-ehs) in Enhanced CELL_FACH	Rel-8
UTRAN to E-UTRA	This IE is needed for UTRAN to E-UTRA test cases	Rel-8
NOTE: If not specified, then A1 will be the default condition		

Contents of RRC CONNECTION SETUP message: UM (Transition to CELL_DCH) (7.68 Mcps TDD option)

Information Element	Value/remark	Version	Index
Message Type			RCS7-001
Initial UE identity	Select the same identity as in the IE "Initial UE Identity" in received RRC CONNECTION REQUEST" message		RCS7-002
RRC transaction identifier	0		RCS7-003
Activation time	Not Present(Now)		RCS7-004
New U-RNTI			RCS7-005
- SRNC identity	0000 0000 0001B		RCS7-006
- S-RNTI	0000 0000 0000 0000 0001B		RCS7-007
New C-RNTI	0000 0000 0000 0001B		RCS7-008
New H-RNTI	Not Present	Rel-6	RCS7-009
CHOICE mode	TDD	Rel-7	RCS7-010
- New E-RNTI	Not Present	Rel-7	RCS7-011
RRC State Indicator	CELL_DCH		RCS7-012
UTRAN DRX cycle length coefficient	9		RCS7-013
Capability update requirement			RCS7-014
- UE radio access FDD capability update requirement	FALSE		RCS7-015
- UE radio access TDD capability update requirement	TRUE		RCS7-016
- System specific capability update requirement list	GSM		RCS7-017
CHOICE <i>specification mode</i>	Complete specification	Rel-5	RCS7-018
- Complete specification		Rel-5	RCS7-019
- Signalling RB information to setup	(UM DCCH for RRC)		RCS7-020
- RB identity	Not Present		RCS7-021
- CHOICE RLC info type			RCS7-022
- RLC info			RCS7-023
- CHOICE Uplink RLC mode	UM RLC		RCS7-024
- Transmission RLC discard	Not Present		RCS7-025
			RCS7-026
			RCS7-027
- CHOICE Downlink RLC mode	UM RLC		RCS7-028
- RB mapping info			RCS7-029
- Information for each multiplexing option	2 RBMuxOptions		RCS7-030
- RLC logical channel mapping indicator	Not Present		RCS7-031
- Number of RLC logical channels	1		RCS7-032
- Uplink transport channel type	DCH		RCS7-033
- UL Transport channel identity	5		RCS7-034
- Logical channel identity	1		RCS7-035
- CHOICE RLC size list	Configured		RCS7-036
- MAC logical channel priority	1		RCS7-037
- Downlink RLC logical channel info			RCS7-038
- Number of RLC logical channels	1		RCS7-039
- Downlink transport channel type	DCH		RCS7-040
- DL DCH Transport channel identity	10		RCS7-041
- DL DSCH Transport channel identity	Not Present		RCS7-042
- Logical channel identity	1		RCS7-043
- RLC logical channel mapping indicator	Not Present		RCS7-044
- Number of RLC logical channels	1		RCS7-045
- Uplink transport channel type	RACH		RCS7-046
- UL Transport channel identity	Not Present		RCS7-047
- Logical channel identity	1		RCS7-048
- CHOICE RLC size list	Explicit List		RCS7-049

Information Element	Value/remark	Version	Index
- RLC size index	According to clause 6 for standalone 13.6 kbps signalling radio bearer		RCS7-050
- MAC logical channel priority	1		RCS7-051
- Downlink RLC logical channel info			RCS7-052
- Number of RLC logical channels	1		RCS7-053
- Downlink transport channel type	FACH		RCS7-054
- DL DCH Transport channel	Not Present		RCS7-055
identity			
- DL DSCH Transport channel	Not Present		RCS7-056
identity			
- Logical channel identity	1		RCS7-057
- Signalling RB information to setup	(AM DCCH for RRC)		RCS7-058
- RB identity	Not Present		RCS7-059
- CHOICE RLC info type			RCS7-060
- RLC info			RCS7-061
- CHOICE Uplink RLC mode	AM RLC		RCS7-062
- Transmission RLC discard			RCS7-063
- SDU discard mode	No Discard		RCS7-064
- MAX_DAT	15		RCS7-065
			RCS7-066
			RCS7-067
- Transmission window size	128		RCS7-068
- Timer_RST	500		RCS7-069
- Max_RST	1		RCS7-070
- Polling info			RCS7-071
- Timer_poll_prohibit	200		RCS7-072
- Timer_poll	200		RCS7-073
- Poll_PDU	Not present		RCS7-074
- Poll_SDU	1		RCS7-075
- Last transmission PDU poll	TRUE		RCS7-076
- Last retransmission PDU poll	TRUE		RCS7-077
- Poll_Window	99		RCS7-078
- Timer_poll_periodic	Not Present		RCS7-079
- CHOICE Downlink RLC mode	AM RLC		RCS7-080
- In-sequence delivery	TRUE		RCS7-081
- Receiving window size	128		RCS7-082
- Downlink RLC status info			RCS7-083
- Timer_status_prohibit	200		RCS7-084
- Timer_EPC	Not Present		RCS7-085
- Missing PDU indicator	TRUE		RCS7-086
- Timer_STATUS_periodic	Not Present		RCS7-087
- RB mapping info			RCS7-088
- Information for each multiplexing	2 RBMuxOptions		RCS7-089
option			
- RLC logical channel mapping	Not Present		RCS7-090
indicator			
- Number of RLC logical channels	1		RCS7-091
- Uplink transport channel type	DCH		RCS7-092
- UL Transport channel identity	5		RCS7-093
- Logical channel identity	2		RCS7-094
- CHOICE RLC size list	Configure		RCS7-095
- MAC logical channel priority	2		RCS7-096
- Downlink RLC logical channel info			RCS7-097
- Number of RLC logical channels	1		RCS7-098
- Downlink transport channel type	DCH		RCS7-099
- DL DCH Transport channel	10		RCS7-100
identity			
- DL DSCH Transport channel	Not Present		RCS7-101
identity			
- Logical channel identity	2		RCS7-102
- RLC logical channel mapping	Not Present		RCS7-103
indicator			
- Number of RLC logical channels	1		RCS7-104
- Uplink transport channel type	RACH		RCS7-105
- UL Transport channel identity	Not Present		RCS7-106
- Logical channel identity	2		RCS7-107
- CHOICE RLC size list	Explicit List		RCS7-108

Information Element	Value/remark	Version	Index
- RLC size index	According to clause 6 for standalone 13.6 kbps signalling radio bearer		RCS7-109
- MAC logical channel priority	2		RCS7-110
- Downlink RLC logical channel info			RCS7-111
- Number of RLC logical channels	1		RCS7-112
- Downlink transport channel type	FACH		RCS7-113
- DL DCH Transport channel identity	Not Present		RCS7-114
- DL DSCH Transport channel identity	Not Present		RCS7-115
- Logical channel identity	2		RCS7-116
Signalling RB information to setup	(AM DCCH for NAS_DT High priority)		RCS7-117
- RB identity	Not Present		RCS7-118
- CHOICE RLC info type			RCS7-119
- RLC info			RCS7-120
- CHOICE Uplink RLC mode	AM RLC		RCS7-121
- Transmission RLC discard			RCS7-122
- SDU discard mode	No Discard		RCS7-123
- MAX_DAT	15		RCS7-124
			RCS7-125
			RCS7-126
- Transmission window size	128		RCS7-127
- Timer_RST	500		RCS7-128
- Max_RST	1		RCS7-129
- Polling info			RCS7-130
- Timer_poll_prohibit	200		RCS7-131
- Timer_poll	200		RCS7-132
- Poll_PDU	Not present		RCS7-133
- Poll_SDU	1		RCS7-134
- Last transmission PDU poll	TRUE		RCS7-135
- Last retransmission PDU poll	TRUE		RCS7-136
- Poll_Windows	99		RCS7-137
- Timer_poll_periodic	Not Present		RCS7-138
- CHOICE Downlink RLC mode	AM RLC		RCS7-139
- In-sequence delivery	TRUE		RCS7-140
- Receiving window size	128		RCS7-141
- Downlink RLC status info			RCS7-142
- Timer_status_prohibit	200		RCS7-143
- Timer_EPC	Not Present		RCS7-144
- Missing PDU indicator	TRUE		RCS7-145
- Timer_STATUS_periodic	Not Present		RCS7-146
- RB mapping info			RCS7-147
- Information for each multiplexing option	2 RBMuxOptions		RCS7-148
- RLC logical channel mapping indicator	Not Present		RCS7-149
- Number of RLC logical channels	1		RCS7-150
- Uplink transport channel type	DCH		RCS7-151
- UL Transport channel identity	5		RCS7-152
- Logical channel identity	3		RCS7-153
- CHOICE RLC size list	Configured		RCS7-154
- MAC logical channel priority	3		RCS7-155
- Downlink RLC logical channel info			RCS7-156
- Number of RLC logical channels	1		RCS7-157
- Downlink transport channel type	DCH		RCS7-158
- DL DCH Transport channel identity	10		RCS7-159
- DL DSCH Transport channel identity	Not Present		RCS7-160
- Logical channel identity	3		RCS7-161
- RLC logical channel mapping indicator	Not Present		RCS7-162
- Number of RLC logical channels	1		RCS7-163
- Uplink transport channel type	RACH		RCS7-164
- UL Transport channel identity	Not Present		RCS7-165
- Logical channel identity	3		RCS7-166
- CHOICE RLC size list	Explicit List		RCS7-167

Information Element	Value/remark	Version	Index
- RLC size index	According to clause 6 for standalone 13.6 kbps signalling radio bearer		RCS7-168
- MAC logical channel priority	3		RCS7-169
- Downlink RLC logical channel info			RCS7-170
- Number of RLC logical channels	1		RCS7-171
- Downlink transport channel type	FACH		RCS7-172
- DL DCH Transport channel	Not Present		RCS7-173
identity			
- DL DSCH Transport channel	Not Present		RCS7-174
identity			
- Logical channel identity	3		RCS7-175
- Signalling RB information to setup	(AM DCCH for NAS_DT Low priority)		RCS7-176
- RB identity	Not Present		RCS7-177
- CHOICE RLC info type			RCS7-178
- RLC info			RCS7-179
- CHOICE Uplink RLC mode	AM RLC		RCS7-180
- Transmission RLC discard			RCS7-181
- SDU discard mode	No discard		RCS7-182
- MAX_DAT	15		RCS7-183
			RCS7-184
			RCS7-185
- Transmission window size	128		RCS7-186
- Timer_RST	500		RCS7-187
- Max_RST	1		RCS7-188
- Polling info			RCS7-189
- Timer_poll_prohibit	200		RCS7-190
- Timer_poll	200		RCS7-191
- Poll_PDU	Not present		RCS7-192
- Poll_SDU	1		RCS7-193
- Last transmission PDU poll	TRUE		RCS7-194
- Last retransmission PDU poll	TRUE		RCS7-195
- Poll_Windows	99		RCS7-196
- Timer_poll_periodic	Not Present		RCS7-197
- CHOICE Downlink RLC mode	AM RLC		RCS7-198
- In-sequence delivery	TRUE		RCS7-199
- Receiving window size	128		RCS7-200
- Downlink RLC status info			RCS7-201
- Timer_status_prohibit	200		RCS7-202
- Timer_EPC	Not Present		RCS7-203
- Missing PDU indicator	TRUE		RCS7-204
- Timer_STATUS_periodic	Not Present		RCS7-205
- RB mapping info			RCS7-206
- Information for each multiplexing	2 RBMuxOptions		RCS7-207
option			
- RLC logical channel mapping	Not Present		RCS7-208
indicator			
- Number of RLC logical channels	1		RCS7-209
- Uplink transport channel type	DCH		RCS7-210
- UL Transport channel identity	5		RCS7-211
- Logical channel identity	4		RCS7-212
- CHOICE RLC size list	Configured		RCS7-213
- MAC logical channel priority	4		RCS7-214
- Downlink RLC logical channel info			RCS7-215
- Number of RLC logical channels	1		RCS7-216
- Downlink transport channel type	DCH		RCS7-217
- DL DCH Transport channel	10		RCS7-218
identity			
- DL DSCH Transport channel	Not Present		RCS7-219
identity			
- Logical channel identity	4		RCS7-220
- RLC logical channel mapping	Not Present		RCS7-221
indicator			
- Number of RLC logical channels	1		RCS7-222
- Uplink transport channel type	RACH		RCS7-223
- UL Transport channel identity	Not Present		RCS7-224
- Logical channel identity	4		RCS7-225
- CHOICE RLC size list	Explicit List		RCS7-226

Information Element	Value/remark	Version	Index
- RLC size index	According to clause 6 for standalone 13.6 kbps signalling radio bearer		RCS7-227
- MAC logical channel priority	4		RCS7-228
- Downlink RLC logical channel info			RCS7-229
- Number of RLC logical channels	1		RCS7-230
- Downlink transport channel type	FACH		RCS7-231
- DL DCH Transport channel	Not Present		RCS7-232
identity			
- DL DSCH Transport channel	Not Present		RCS7-233
identity			
- Logical channel identity	4		RCS7-234
UL Transport channel information for all transport channels			RCS7-235
- PRACH TFCS	Not Present		RCS7-236
- CHOICE mode	TDD		RCS7-237
- Individual UL CCTrCH			RCS7-238
information			
- UL TFCS ID	(This IE is repeated for TFC number.)		RCS7-239
- UL TFCS			RCS7-240
- TFC subset	Default value is the complete existing set of transport format combinations		RCS7-241
- Allowed Transport Format	0 to MaxTFCvalue-1 (MaxTFCValue is refer to clause 6 Parameter Set.)		RCS7-242
combination			
- PRACH TFCS	(This IE is repeated for TFC number.)		RCS7-243
- CHOICE TFCl signalling	Normal		RCS7-244
- TFCI Field 1 information			RCS7-245
- TFCS complete			RCS7-246
reconfigure information			
- CHOICE TFCS Size	Number of used bits must be enough to cover all combinations of CTFC from clauses 6. Refer to clause 6 Parameter Set		RCS7-247
- CTFC information	Not Present		RCS7-248
- CHOICE mode	TDD		RCS7-249
- Individual UL CCTrCH	Not Present		RCS7-250
information			
Deleted TrCH information list	Not Present		RCS7-251
Added or Reconfigured UL TrCH information			RCS7-252
- Uplink transport channel type	DCH		RCS7-253
- UL Transport channel identity	5		RCS7-254
- TFS			RCS7-255
- CHOICE Transport channel type	Dedicated transport channels		RCS7-256
- Dynamic Transport format			RCS7-257
information			
- RLC size	According to clause 6 for standalone 13.6 kbps signalling radio bearer		RCS7-258
- Number of TBs and TTI lists	(This IE is repeated for TFI number)		RCS7-259
- CHOICE mode	TDD		RCS7-260
- Transmission Time Interval	According to clause 6 for standalone 13.6 kbps signalling radio bearer		RCS7-261
- CHOICE Logical channel list	All		RCS7-262
- Semi-static Transport Format			RCS7-263
information			
DL Transport channel information common for all transport channel			RCS7-264
- SCCPCH TFCS	Not Present		RCS7-265
- CHOICE mode	TDD		RCS7-266
- Individual DL CCTrCH information			RCS7-267
- DL TFCS Identity			RCS7-268
- TFCS ID	1		RCS7-269
- Shared Channel Indicator			RCS7-270
- CHOICE DL parameters	Same as UL		RCS7-271
Added or Reconfigured TrCH information list			RCS7-272
- Added or Reconfigured DL TrCH information			RCS7-273
information			
- Downlink transport channel type	DCH		RCS7-274

Information Element	Value/remark	Version	Index
- DL Transport channel identity	10		RCS7-275
- CHOICE DL parameters	Same as UL		RCS7-276
- Uplink transport channel type	DCH		RCS7-277
- UL Transport channel identity	5		RCS7-278
-DCH quality target			RCS7-279
- BLER Quality value	-63 (-6.3)		RCS7-280
Frequency info	Not Present		RCS7-281
DTX-DRX timing information	Not Present	Rel-7	RCS7-282
DTX-DRX information	Not Present	Rel-7	RCS7-283
HS-SCCH less information	Not Present	Rel-7	RCS7-284
MIMO parameters	Not Present	Rel-7	RCS7-285
Maximum allowed UL TX power	Not Present		RCS7-286
Uplink DPCH info		Rel-6	RCS7-287
- Uplink DPCH power control info			RCS7-288
- CHOICE mode	TDD		RCS7-289
- CHOICE <i>TDD option</i>	7.68 Mcps	Rel-7	RCS7-290
- UL target SIR	Reference to clause 6.11 Parameter set		RCS7-291
- CHOICE mode	TDD		RCS7-292
- CHOICE <i>UL OL PC info</i>	Individually signalled		RCS7-293
- CHOICE <i>TDD option</i>	7.68 Mcps	Rel-7	RCS7-294
- Individual timeslot interference	Not Present		RCS7-295
info			
- Individual timeslot interference			RCS7-296
- DPCH Constant Value			RCS7-297
- Primary CCPCH Tx Power	Not Present		RCS7-298
- Time info			RCS7-299
- Activation time	(256+CFN-(CFN MOD 8 + 8))MOD 256		RCS7-300
- Duration	Infinite		RCS7-301
- Common timeslot info			RCS7-302
- 2 nd interleaving mode	Reference to clause 6.11 Parameter Set		RCS7-303
- TFCI coding	Reference to clause 6.11 Parameter Set		RCS7-304
- Puncturing Limit	Reference to clause 6.11 Parameter Set		RCS7-305
- Repetition Period	Reference to clause 6.11 Parameter Set		RCS7-306
- Repetition Length	Reference to clause 6.11 Parameter Set		RCS7-307
- CHOICE TDD Option	7.68 Mcps	Rel-7	RCS7-308
- Uplink DPCH timeslots and codes VHCR	Default is to use the old timeslots and codes	Rel-7	RCS7-309
- CPCH SET Info	(no data)	R99 and Rel-4 only	RCS7-310
E-DCH info	Not Present	Rel-6	RCS7-311
Downlink HS-PDSCH Information	Not Present	Rel-6	RCS7-312
Downlink information common for all radio links			RCS7-313
- Downlink DPCH info common for all RL			RCS7-314
- Timing indicator	Maintain		RCS7-315
- CFN-targetSFN frame offset	Not Present		RCS7-316
- Downlink DPCH power control information			RCS7-317
- DPC mode	0 (single)		RCS7-318
- CHOICE mode	TDD		RCS7-319
- CHOICE TDD option	7.68 Mcps (no data)	Rel-7	RCS7-320
- Default DPCH Offset Value	Not Present		RCS7-321
Downlink information for each radio link list			RCS7-322
- Downlink information for each radio link			RCS7-323
- CHOICE mode	TDD		RCS7-324
- Primary CCPCH info			RCS7-325
- CHOICE mode	TDD		RCS7-326
- CHOICE TDD option	7.68 Mcps	Rel-7	RCS7-327
- CHOICE <i>SyncCase</i>	Sync Case 1		RCS7-328
- Timeslot	PCCPCH timeslot		RCS7-329
- Cell parameters ID	0		RCS7-330
- SCTD indicator			RCS7-331
- CHOICE DPCH info	Downlink DPCH info for each RL	Rel-6	RCS7-332
- Downlink DPCH info for each RL			RCS7-333
- CHOICE mode	7.68Mcps TDD	Rel-7	RCS7-334
- DL CCTrCH List			RCS7-335

Information Element	Value/remark	Version	Index
- TFCS ID	1		RCS7-336
- Time info			RCS7-337
- Activation time	$(256+CFN-(CFN \bmod 8 + 8)) \bmod 256$		RCS7-338
- Duration	infinite		RCS7-339
- Common timeslot info			RCS7-340
- 2 nd interleaving mode	Reference to the present document		RCS7-341
- TFCI coding	TRUE		RCS7-342
- Puncturing limit	Reference to clause 6 Parameter set		RCS7-343
- Repetition period	1		RCS7-344
- Repetition length	Empty		RCS7-345
- Downlink DPCH timeslots and codes VHCR		Rel-7	RCS7-346
- CHOICE <i>more timeslots</i>			RCS7-347
- CHOICE TDD option	7.68 Mcps	Rel-7	RCS7-348
- Timeslot number	The number of a downlink timeslot that has unassigned codes in a frame.		RCS7-349
- Individual timeslot info			RCS7-350
- TFCI existence	TRUE		RCS7-351
- Midamble shift and burst type			RCS7-352
- CHOICE TDD option	7.68 Mcps	Rel-7	RCS7-353
-CHOICE Burst Type			RCS7-354
-Type 1			RCS7-355
-Midamble	Default		RCS7-356
Allocation Mode			RCS7-357
- Midamble configuration burst type 1 and 3	8		RCS7-358
- First timeslot channelisation codes VHCR			RCS7-359
- First channelisation code	(i/SF) where i is the lowest numbered code that is being assigned and SF is specified in clause 6 Parameter Set.		RCS7-360
- Last channelisation code	(j/SF) where j is the highest numbered code that is being assigned in the slot.		RCS7-361
- CHOICE more timeslots	The presence of this IE depends upon whether the requirements of clause 6 Parameter Set could be met by the codes that have been assigned in the first timeslot.		RCS7-362
- UL CCTrCH TPC List	Not Present		RCS7-363
- DL CCTrCH List to Remove	Not Present		RCS7-364
- E-AGCH Info	Not Present	Rel-7	RCS7-365
- CHOICE mode	TDD	Rel-7	RCS7-366
- E-HICH information	Not Present	Rel-7	RCS7-366

Contents of RRC CONNECTION SETUP message: UM (Transition to CELL_FACH) (3.84 Mcps TDD)

Information Element	Value/remark	Version	Index
Message Type			RCS3-001
Initial UE identity	Select the same identity as in the IE "Initial UE Identity" in received RRC CONNECTION REQUEST" message		RCS3-002
RRC transaction identifier	Arbitrarily selects an integer between 0 and 3		RCS3-003
Activation time	Not Present(Now)		RCS3-004
New U-RNTI			RCS3-005
- SRNC identity	0000 0000 0001B		RCS3-006
- S-RNTI	0000 0000 0000 0001B		RCS3-007
New C-RNTI	Not Present		RCS3-008
RRC State Indicator	CELL_FACH		RCS3-009
UTRAN DRX cycle length coefficient	9 , Integer(3...9)		RCS3-010
Capability update requirement			RCS3-011
- UE radio access FDD capability update requirement	FALSE		RCS3-012
- UE radio access 3.84 Mcps TDD capability update requirement	FALSE		RCS3-013
- UE radio access 1.28 Mcps TDD capability update requirement	TRUE		RCS3-014
- System specific capability update requirement list	GSM		RCS3-015
CHOICE <i>specification mode</i>	Complete specification	Rel-5	RCS3-016
- Complete specification		Rel-5	RCS3-017

Information Element	Value/remark	Version	Index
- Signalling RB information to setup list			RCS3-018
- Signalling RB information to setup	(UM DCCH for RRC)		RCS3-019
- RB identity	1		RCS3-020
- CHOICE RLC info type	RLC info		RCS3-021
- CHOICE Uplink RLC mode	UM RLC		RCS3-022
- Transmission RLC discard	Not Present		RCS3-023
- CHOICE Downlink RLC mode	UM RLC		RCS3-024
- RB mapping info			RCS3-025
- Information for each multiplexing option	2 RBmuxOptions		RCS3-026
- RLC logical channel mapping indicator	Not Present		RCS3-027
- Number of RLC logical channels	1		RCS3-028
- Uplink transport channel type	DCH		RCS3-029
- UL Transport channel identity	5		RCS3-030
- Logical channel identity	1		RCS3-031
- CHOICE RLC size list	Configure		RCS3-032
- MAC logical channel priority	1		RCS3-033
- Downlink RLC logical channel info			RCS3-034
- Number of RLC logical channels	1		RCS3-035
- Downlink transport channel type	DCH		RCS3-036
- DL DCH Transport channel identity			RCS3-037
- Transport channel identity	10		RCS3-038
- DL DSCH Transport channel identity	Not Present		RCS3-039
- DL HS-DSCH MAC-d flow identity	Not Present		RCS3-040
- Logical channel identity	1		RCS3-041
- RLC logical channel mapping indicator	Not Present		RCS3-042
- Number of RLC logical channels	1		RCS3-043
- Uplink transport channel type	RACH		RCS3-044
- UL Transport channel identity			RCS3-045
- Logical channel identity	1		RCS3-046
- CHOICE RLC size list	Explicit List		RCS3-047
- RLC size index	Reference to clause 6 Parameter Set		RCS3-048
- MAC logical channel priority	1		RCS3-049
- Downlink RLC logical channel info			RCS3-050
- Number of RLC logical channels	1		RCS3-051
- Downlink transport channel type	FACH		RCS3-052
- DL DCH Transport channel identity	Not Present		RCS3-053
- DL DSCH Transport channel identity	Not Present		RCS3-054
- DL HS-DSCH MAC-d flow identity	Not Present		RCS3-055
- Logical channel identity	1		RCS3-056
- Signalling RB information to setup	(AM DCCH for RRC)		RCS3-057
- RB identity	2		RCS3-058
- CHOICE RLC info type	RLC info		RCS3-059
- CHOICE Uplink RLC mode	AM RLC		RCS3-060
- Transmission RLC discard			RCS3-061
- CHOICE SDU discard mode	No Discard		RCS3-062
- MAX_DAT	15		RCS3-063
- Transmission window size	32		RCS3-064
- Timer_RST	500		RCS3-065
- Max_RST	1		RCS3-066
- Polling info			RCS3-067
- Timer_poll_prohibit	200		RCS3-068
- Timer_poll	200		RCS3-069
- Poll_PDU	Not present		RCS3-070
- Poll_SDU	1		RCS3-071
- Last transmission PDU poll	TRUE		RCS3-072
- Last retransmission PDU poll	TRUE		RCS3-073
- Poll_Window	99		RCS3-074
- Timer_poll_periodic	Not Present		RCS3-075
- CHOICE Downlink RLC mode	AM RLC		RCS3-076
- In-sequence delivery	TRUE		RCS3-077
- Receiving window size	32		RCS3-078
- Downlink RLC status info			RCS3-079
- Timer_status_prohibit	200		RCS3-080
- Timer_EPC	Not Present		RCS3-081
- Missing PDU indicator	TRUE		RCS3-082
- Timer_STATUS_periodic	Not Present		RCS3-083
- RB mapping info			RCS3-084

Information Element	Value/remark	Version	Index
- Information for each multiplexing option	2 RBMuxOptions		RCS3-085
- RLC logical channel mapping indicator	Not Present		RCS3-086
- Number of RLC logical channels	1		RCS3-087
- Uplink transport channel type	DCH		RCS3-088
- UL Transport channel identity	5		RCS3-089
- Logical channel identity	2		RCS3-090
- CHOICE RLC size list	Configure		RCS3-091
- MAC logical channel priority	2		RCS3-092
- Downlink RLC logical channel info			RCS3-093
- Number of RLC logical channels	1		RCS3-094
- Downlink transport channel type	DCH		RCS3-095
- DL DCH Transport channel identity			RCS3-096
- Transport channel identity	10		RCS3-097
- DL DSCH Transport channel identity	Not Present		RCS3-098
- DL HS-DSCH MAC-d flow identity	Not Present		RCS3-099
- Logical channel identity	2		RCS3-100
- RLC logical channel mapping indicator	Not Present		RCS3-101
- Number of RLC logical channels	1		RCS3-102
- Uplink transport channel type	RACH		RCS3-103
- UL Transport channel identity	Not Present		RCS3-104
- Logical channel identity	2		RCS3-105
- CHOICE RLC size list	Explicit List		RCS3-106
- RLC size index	Reference to clause 6 Parameter Set		RCS3-107
- MAC logical channel priority	2		RCS3-108
- Downlink RLC logical channel info			RCS3-109
- Number of RLC logical channels	1		RCS3-110
- Downlink transport channel type	FACH		RCS3-111
- DL DCH Transport channel identity	Not Present		RCS3-112
- DL DSCH Transport channel identity	Not Present		RCS3-113
- DL HS-DSCH MAC-d flow identity	Not Present		RCS3-114
- Logical channel identity	2		RCS3-115
- Signalling RB information to setup	(AM DCCH for NAS_DT High priority)		RCS3-116
- RB identity	3		RCS3-117
- CHOICE RLC info type	RLC info		RCS3-118
- CHOICE Uplink RLC mode	AM RLC		RCS3-119
- Transmission RLC discard			RCS3-120
- CHOICE SDU discard mode	No Discard		RCS3-121
- MAX_DAT	15		RCS3-122
- Transmission window size	32		RCS3-123
- Timer_RST	500		RCS3-124
- Max_RST	1		RCS3-125
- Polling info			RCS3-126
- Timer_poll_prohibit	200		RCS3-127
- Timer_poll	200		RCS3-128
- Poll_PDU	Not present		RCS3-129
- Poll_SDU	1		RCS3-130
- Last transmission PDU poll	TRUE		RCS3-131
- Last retransmission PDU poll	TRUE		RCS3-132
- Poll_Window	99		RCS3-133
- Timer_poll_periodic	Not Present		RCS3-134
- CHOICE Downlink RLC mode	AM RLC		RCS3-135
- In-sequence delivery	TRUE		RCS3-136
- Receiving window size	32		RCS3-137
- Downlink RLC status info			RCS3-138
- Timer_status_prohibit	200		RCS3-139
- Timer_EPC	Not Present		RCS3-140
- Missing PDU indicator	TRUE		RCS3-141
- Timer_STATUS_periodic	Not Present		RCS3-142
- RB mapping info			RCS3-143
- Information for each multiplexing option	2 RBMuxOptions		RCS3-144
- RLC logical channel mapping indicator	Not Present		RCS3-145
- Number of RLC logical channels	1		RCS3-146
- Uplink transport channel type	DCH		RCS3-147
- UL Transport channel identity	5		RCS3-148
- Logical channel identity	3		RCS3-149
- CHOICE RLC size list	Configure		RCS3-150
- MAC logical channel priority	3		RCS3-151

Information Element	Value/remark	Version	Index
- Downlink RLC logical channel info			RCS3-152
- Number of RLC logical channels	1		RCS3-153
- Downlink transport channel type	DCH		RCS3-154
- DL DCH Transport channel identity			RCS3-155
- Transport channel identity	10		RCS3-156
- DL DSCH Transport channel identity	Not Present		RCS3-157
- DL HS-DSCH MAC-d flow identity	Not Present		RCS3-158
- Logical channel identity	3		RCS3-159
- RLC logical channel mapping indicator	Not Present		RCS3-160
- Number of RLC logical channels	1		RCS3-161
- Uplink transport channel type	RACH		RCS3-162
- UL Transport channel identity	Not Present		RCS3-163
- Logical channel identity	3		RCS3-164
- CHOICE RLC size list	Explicit List		RCS3-165
- RLC size index	Reference to clause 6 Parameter Set		RCS3-166
- MAC logical channel priority	3		RCS3-167
- Downlink RLC logical channel info			RCS3-168
- Number of RLC logical channels	1		RCS3-169
- Downlink transport channel type	FACH		RCS3-170
- DL DCH Transport channel identity	Not Present		RCS3-171
- DL DSCH Transport channel identity	Not Present		RCS3-172
- DL HS-DSCH MAC-d flow identity	Not Present		RCS3-173
- Logical channel identity	3		RCS3-174
- Signalling RB information to setup	(AM DCCH for NAS_DT Low priority)		RCS3-175
- RB identity	4		RCS3-176
- CHOICE RLC info type	RLC info		RCS3-177
- CHOICE Uplink RLC mode	AM RLC		RCS3-178
- Transmission RLC discard			RCS3-179
- CHOICE SDU discard mode	No discard		RCS3-180
- MAX_DAT	15		RCS3-181
- Transmission window size	32		RCS3-182
- Timer_RST	500		RCS3-183
- Max_RST	1		RCS3-184
- Polling info			RCS3-185
- Timer_poll_prohibit	200		RCS3-186
- Timer_poll	200		RCS3-187
- Poll_PDU	Not present		RCS3-188
- Poll_SDU	1		RCS3-189
- Last transmission PDU poll	TRUE		RCS3-190
- Last retransmission PDU poll	TRUE		RCS3-191
- Poll_Window	99		RCS3-192
- Timer_poll_periodic	Not Present		RCS3-193
- CHOICE Downlink RLC mode	AM RLC		RCS3-194
- In-sequence delivery	TRUE		RCS3-195
- Receiving window size	32		RCS3-196
- Downlink RLC status info			RCS3-197
- Timer_status_prohibit	200		RCS3-198
- Timer_EPC	Not Present		RCS3-199
- Missing PDU indicator	TRUE		RCS3-200
- Timer_STATUS_periodic	Not Present		RCS3-201
- RB mapping info			RCS3-202
- Information for each multiplexing option	2 RBmuxOptions		RCS3-203
- RLC logical channel mapping indicator	Not Present		RCS3-204
- Number of RLC logical channels	1		RCS3-205
- Uplink transport channel type	DCH		RCS3-206
- UL Transport channel identity	5		RCS3-207
- Logical channel identity	4		RCS3-208
- CHOICE RLC size list	Configure		RCS3-209
- MAC logical channel priority	4		RCS3-210
- Downlink RLC logical channel info			RCS3-211
- Number of RLC logical channels	1		RCS3-212
- Downlink transport channel type	DCH		RCS3-213
- DL DCH Transport channel identity			RCS3-214
- Transport channel identity	10		RCS3-215
- DL DSCH Transport channel identity	Not Present		RCS3-216
- DL HS-DSCH MAC-d flow identity	Not Present		RCS3-217
- Logical channel identity	4		RCS3-218

Information Element	Value/remark	Version	Index
- RLC logical channel mapping indicator	Not Present		RCS3-219
- Number of RLC logical channels	1		RCS3-220
- Uplink transport channel type	RACH		RCS3-221
- UL Transport channel identity	Not Present		RCS3-222
- Logical channel identity	4		RCS3-223
- CHOICE RLC size list	Explicit List		RCS3-224
- RLC size index	Reference to clause 6 Parameter Set		RCS3-225
- MAC logical channel priority	4		RCS3-226
- Downlink RLC logical channel info			RCS3-227
- Number of RLC logical channels	1		RCS3-228
- Downlink transport channel type	FACH		RCS3-229
- DL DCH Transport channel identity	Not Present		RCS3-230
- DL DSCH Transport channel identity	Not Present		RCS3-231
- DL HS-DSCH MAC-d flow identity	Not Present		RCS3-232
- Logical channel identity	4		RCS3-233
- UL Transport channel information for all transport channels			RCS3-234
- PRACH TFCS	Not Present		RCS3-235
- CHOICE mode	TDD		RCS3-236
- Individual UL CCTrCH information			RCS3-237
- UL TFCS Identity			RCS3-238
- TFCS ID	1		RCS3-239
- Shared Channel Indicator	FALSE		RCS3-240
- UL TFCS			RCS3-241
- CHOICE TFCI signalling	Normal		RCS3-242
- TFCI Field 1 Information			RCS3-243
- CHOICE TFCS representation	Complete reconfiguration		RCS3-244
- TFCS complete reconfiguration			RCS3-245
- CHOICE CTFC Size	Configured, Number of bits used must be enough to cover all combinations of CTFC from clause 6.10.3.4 Parameter Set.		RCS3-246
- CTFC information	This IE is repeated for TFC numbers and reference to clause 6.10.3.4 Parameter Set		RCS3-247
- CTFC	Reference to clause 6.10.3.4 Parameter Set		RCS3-248
- Power offset Information			RCS3-249
- CHOICE Gain Factors	Computed Gain Factors(The last TFC is set to Signalled Gain Factors)		RCS3-250
- Reference TFC ID	0, Integer(0.. 3)		RCS3-251
			RCS3-252
			RCS3-253
			RCS3-254
			RCS3-255
- CHOICE mode	TDD		RCS3-256
- TFC subset	Not present Default value is the complete existing set of transport format combinations		RCS3-257
			RCS3-258
			RCS3-259
			RCS3-260
- TFC subset list	Not present		RCS3-261
- Added or Reconfigured UL TrCH information list			RCS3-262
- Added or Reconfigured UL TrCH information			RCS3-263
- Uplink transport channel type	DCH		RCS3-264
- UL Transport channel identity	5		RCS3-265
- TFS			RCS3-266
- CHOICE Transport channel type	Dedicated transport channels		RCS3-267
- Dynamic Transport format information			RCS3-268
- RLC size	According to clause 6 for standalone 13.6 kbps signalling radio bearer		RCS3-269
- Number of TBs and TTI lists	(This IE is repeated for TFI number)		RCS3-270
- Transmission Time Interval	According to clause 6 for standalone 13.6 kbps signalling radio bearer		RCS3-271
- Number of Transport blocks	Reference to clause 6.10 Parameter Set		RCS3-272
- CHOICE Logical channel list	All		RCS3-273
- Semi-static Transport Format information			RCS3-274
- Transmission time interval	Reference to clause 6.10 Parameter Set		RCS3-275
- Type of channel coding	Reference to clause 6.10 Parameter Set		RCS3-276

Information Element	Value/remark	Version	Index
- Coding Rate	Reference to clause 6.10 Parameter Set		RCS3-277
- Rate matching attribute	Reference to clause 6.10 Parameter Set		RCS3-278
- CRC size	Reference to clause 6.10 Parameter Set		RCS3-279
- DL Transport channel information common for all transport channel			RCS3-280
- SCCPCH TFCS	Not Present		RCS3-281
- CHOICE mode	TDD		RCS3-282
- Individual DL CTrCH information			RCS3-283
- DL TFCS Identity			RCS3-284
- TFCS ID	1		RCS3-285
- Shared Channel Indicator	FALSE		RCS3-286
- CHOICE DL parameters	Same as UL		RCS3-287
- UL DCH TFCS Identity	1		RCS3-288
- Shared Channel Indicator	FALSE		RCS3-289
- Added or Reconfigured TrCH information list			RCS3-290
- Added or Reconfigured DL TrCH information			RCS3-291
- Downlink transport channel type	DCH		RCS3-292
- DL Transport channel identity	10		RCS3-293
- CHOICE DL parameters	Same as UL		RCS3-294
- Uplink transport channel type	DCH		RCS3-295
- UL Transport channel identity	5		RCS3-296
- DCH quality target			RCS3-297
- BLER Quality value	-63 (-6.3)		RCS3-298
Frequency info	Not Present		RCS3-299
Maximum allowed UL TX power	Not Present Default value is the existing maximum UL TX power		RCS3-300
CHOICE channel requirement	Not present		RCS3-301
Downlink information common for all radio links	Not present		RCS3-302
Downlink information for each radio link list	Not present		RCS3-303

Contents of RRC CONNECTION SETUP message: UM (Transition to CELL_FACH) (1.28 Mcps TDD)

Information Element	Condition	Value/remark	Version	Index
Message Type				RCS1-001
Initial UE identity		Select the same identity as in the IE "Initial UE Identity" in received RRC CONNECTION REQUEST" message		RCS1-002
RRC transaction identifier		Arbitrarily selects an integer between 0 and 3		RCS1-003
Activation time		Not Present(Now)		RCS1-004
New U-RNTI				RCS1-005
- SRNC identity		0000 0000 0001B		RCS1-006
- S-RNTI		0000 0000 0000 0000 0001B		RCS1-007
New C-RNTI		0000 0000 0000 0001B		RCS1-008
RRC State Indicator		CELL_FACH		RCS1-009
UTRAN DRX cycle length coefficient		9, Integer(3...9)		RCS1-010
Capability update requirement				RCS1-011
- UE radio access FDD capability update requirement		FALSE		RCS1-012
- UE radio access 3.84 Mcps TDD capability update requirement		FALSE		RCS1-013
- UE radio access 1.28 Mcps TDD capability update requirement		TRUE		RCS1-014
- System specific capability update requirement list		Not Present		RCS1-015
- System specific capability update requirement list	UTRAN to E-UTRA	GSM, EUTRA	Rel-8	RCS1-015b
CHOICE specification mode		Complete specification	Rel-5	RCS1-016
- Complete specification			Rel-5	RCS1-017
- Signalling RB information to setup list				RCS1-018
- Signalling RB information to setup		(UM DCCH for RRC)		RCS1-019
- RB identity		1		RCS1-020
- CHOICE RLC info type		RLC info		RCS1-021
- CHOICE Uplink RLC mode		UM RLC		RCS1-022
- Transmission RLC discard		Not Present		RCS1-023
- CHOICE Downlink RLC mode		UM RLC		RCS1-024

Information Element	Condition	Value/remark	Version	Index
- RB mapping info				RCS1-025
- Information for each multiplexing option		2 RBMuxOptions		RCS1-026
- RLC logical channel mapping indicator		Not Present		RCS1-027
- Number of RLC logical channels		1		RCS1-028
- Uplink transport channel type		DCH		RCS1-029
- UL Transport channel identity		5		RCS1-030
- Logical channel identity		1		RCS1-031
- CHOICE RLC size list		Configure		RCS1-032
- MAC logical channel priority		1		RCS1-033
- Downlink RLC logical channel info				RCS1-034
- Number of RLC logical channels		1		RCS1-035
- Downlink transport channel type		DCH		RCS1-036
- DL DCH Transport channel identity				RCS1-037
- Transport channel identity		10		RCS1-038
- DL DSCH Transport channel identity		Not Present		RCS1-039
- DL HS-DSCH MAC-d flow identity		Not Present		RCS1-040
- Logical channel identity		1		RCS1-041
- RLC logical channel mapping indicator		Not Present		RCS1-042
- Number of RLC logical channels		1		RCS1-043
- Uplink transport channel type		RACH		RCS1-044
- UL Transport channel identity				RCS1-045
- Logical channel identity		1		RCS1-046
- CHOICE RLC size list		Explicit List		RCS1-047
- RLC size index		Reference to clause 6 Parameter Set		RCS1-048
- MAC logical channel priority		1		RCS1-049
- Downlink RLC logical channel info				RCS1-050
- Number of RLC logical channels		1		RCS1-051
- Downlink transport channel type		FACH		RCS1-052
- DL DCH Transport channel identity		Not Present		RCS1-053
- DL DSCH Transport channel identity		Not Present		RCS1-054
- DL HS-DSCH MAC-d flow identity		Not Present		RCS1-055
- Logical channel identity		1		RCS1-056
- Signalling RB information to setup		(AM DCCH for RRC)		RCS1-057
- RB identity		2		RCS1-058
- CHOICE RLC info type		RLC info		RCS1-059
- CHOICE Uplink RLC mode		AM RLC		RCS1-060
- Transmission RLC discard				RCS1-061
- CHOICE SDU discard mode		No Discard		RCS1-062
- MAX_DAT		15		RCS1-063
- Transmission window size		32		RCS1-064
- Timer_RST		500		RCS1-065
- Max_RST		1		RCS1-066
- Polling info				RCS1-067
- Timer_poll_prohibit		200		RCS1-068
- Timer_poll		200		RCS1-069
- Poll_PDU		Not present		RCS1-070
- Poll_SDU		1		RCS1-071
- Last transmission PDU poll		TRUE		RCS1-072
- Last retransmission PDU poll		TRUE		RCS1-073
- Poll_Window		99		RCS1-074
- Timer_poll_periodic		Not Present		RCS1-075
- CHOICE Downlink RLC mode		AM RLC		RCS1-076
- In-sequence delivery		TRUE		RCS1-077
- Receiving window size		32		RCS1-078
- Downlink RLC status info				RCS1-079
- Timer_status_prohibit		200		RCS1-080
- Timer_EPC		Not Present		RCS1-081
- Missing PDU indicator		TRUE		RCS1-082
- Timer_STATUS_periodic		Not Present		RCS1-083
- RB mapping info				RCS1-084
- Information for each multiplexing option		2 RBMuxOptions		RCS1-085
- RLC logical channel mapping indicator		Not Present		RCS1-086
- Number of RLC logical channels		1		RCS1-087
- Uplink transport channel type		DCH		RCS1-088
- UL Transport channel identity		5		RCS1-089
- Logical channel identity		2		RCS1-090
- CHOICE RLC size list		Configure		RCS1-091

Information Element	Condition	Value/remark	Version	Index
- MAC logical channel priority		2		RCS1-092
- Downlink RLC logical channel info				RCS1-093
- Number of RLC logical channels		1		RCS1-094
- Downlink transport channel type		DCH		RCS1-095
- DL DCH Transport channel identity				RCS1-096
- Transport channel identity		10		RCS1-097
- DL DSCH Transport channel identity		Not Present		RCS1-098
- DL HS-DSCH MAC-d flow identity		Not Present		RCS1-099
- Logical channel identity		2		RCS1-100
- RLC logical channel mapping indicator		Not Present		RCS1-101
- Number of RLC logical channels		1		RCS1-102
- Uplink transport channel type		RACH		RCS1-103
- UL Transport channel identity		Not Present		RCS1-104
- Logical channel identity		2		RCS1-105
- CHOICE RLC size list		Explicit List		RCS1-106
- RLC size index		Reference to clause 6 Parameter Set		RCS1-107
- MAC logical channel priority		2		RCS1-108
- Downlink RLC logical channel info				RCS1-109
- Number of RLC logical channels		1		RCS1-110
- Downlink transport channel type		FACH		RCS1-111
- DL DCH Transport channel identity		Not Present		RCS1-112
- DL DSCH Transport channel identity		Not Present		RCS1-113
- DL HS-DSCH MAC-d flow identity		Not Present		RCS1-114
- Logical channel identity		2		RCS1-115
- Signalling RB information to setup		(AM DCCH for NAS_DT High priority)		RCS1-116
- RB identity		3		RCS1-117
- CHOICE RLC info type		RLC info		RCS1-118
- CHOICE Uplink RLC mode		AM RLC		RCS1-119
- Transmission RLC discard				RCS1-120
- CHOICE SDU discard mode		No Discard		RCS1-121
- MAX_DAT		15		RCS1-122
- Transmission window size		32		RCS1-123
- Timer_RST		500		RCS1-124
- Max_RST		1		RCS1-125
- Polling info				RCS1-126
- Timer_poll_prohibit		200		RCS1-127
- Timer_poll		200		RCS1-128
- Poll_PDU		Not present		RCS1-129
- Poll_SDU		1		RCS1-130
- Last transmission PDU poll		TRUE		RCS1-131
- Last retransmission PDU poll		TRUE		RCS1-132
- Poll_Window		99		RCS1-133
- Timer_poll_periodic		Not Present		RCS1-134
- CHOICE Downlink RLC mode		AM RLC		RCS1-135
- In-sequence delivery		TRUE		RCS1-136
- Receiving window size		32		RCS1-137
- Downlink RLC status info				RCS1-138
- Timer_status_prohibit		200		RCS1-139
- Timer_EPC		Not Present		RCS1-140
- Missing PDU indicator		TRUE		RCS1-141
- Timer_STATUS_periodic		Not Present		RCS1-142
- RB mapping info				RCS1-143
- Information for each multiplexing option		2 RBMuxOptions		RCS1-144
- RLC logical channel mapping indicator		Not Present		RCS1-145
- Number of RLC logical channels		1		RCS1-146
- Uplink transport channel type		DCH		RCS1-147
- UL Transport channel identity		5		RCS1-148
- Logical channel identity		3		RCS1-149
- CHOICE RLC size list		Configure		RCS1-150
- MAC logical channel priority		3		RCS1-151
- Downlink RLC logical channel info				RCS1-152
- Number of RLC logical channels		1		RCS1-153
- Downlink transport channel type		DCH		RCS1-154
- DL DCH Transport channel identity				RCS1-155
- Transport channel identity		10		RCS1-156
- DL DSCH Transport channel identity		Not Present		RCS1-157
- DL HS-DSCH MAC-d flow identity		Not Present		RCS1-158

Information Element	Condition	Value/remark	Version	Index
- Logical channel identity		3		RCS1-159
- RLC logical channel mapping indicator		Not Present		RCS1-160
- Number of RLC logical channels		1		RCS1-161
- Uplink transport channel type		RACH		RCS1-162
- UL Transport channel identity		Not Present		RCS1-163
- Logical channel identity		3		RCS1-164
- CHOICE RLC size list		Explicit List		RCS1-165
- RLC size index		Reference to clause 6 Parameter Set		RCS1-166
- MAC logical channel priority		3		RCS1-167
- Downlink RLC logical channel info				RCS1-168
- Number of RLC logical channels		1		RCS1-169
- Downlink transport channel type		FACH		RCS1-170
- DL DCH Transport channel identity		Not Present		RCS1-171
- DL DSCH Transport channel identity		Not Present		RCS1-172
- DL HS-DSCH MAC-d flow identity		Not Present		RCS1-173
- Logical channel identity		3		RCS1-174
- Signalling RB information to setup		(AM DCCH for NAS_DT Low priority)		RCS1-175
- RB identity		4		RCS1-176
- CHOICE RLC info type		RLC info		RCS1-177
- CHOICE Uplink RLC mode		AM RLC		RCS1-178
- Transmission RLC discard				RCS1-179
- CHOICE SDU discard mode		No discard		RCS1-180
- MAX_DAT		15		RCS1-181
- Transmission window size		32		RCS1-182
- Timer_RST		500		RCS1-183
- Max_RST		1		RCS1-184
- Polling info				RCS1-185
- Timer_poll_prohibit		200		RCS1-186
- Timer_poll		200		RCS1-187
				RCS1-188
- Poll_SDU		1		RCS1-189
- Last transmission PDU poll		TRUE		RCS1-190
- Last retransmission PDU poll		TRUE		RCS1-191
- Poll_Window		99		RCS1-192
- Timer_poll_periodic		Not Present		RCS1-193
- CHOICE Downlink RLC mode		AM RLC		RCS1-194
- In-sequence delivery		TRUE		RCS1-195
- Receiving window size		32		RCS1-196
- Downlink RLC status info				RCS1-197
- Timer_status_prohibit		200		RCS1-198
- Timer_EPC		Not Present		RCS1-199
- Missing PDU indicator		TRUE		RCS1-200
- Timer_STATUS_periodic		Not Present		RCS1-201
- RB mapping info				RCS1-202
- Information for each multiplexing option		2 RBMuxOptions		RCS1-203
- RLC logical channel mapping indicator		Not Present		RCS1-204
- Number of RLC logical channels		1		RCS1-205
- Uplink transport channel type		DCH		RCS1-206
- UL Transport channel identity		5		RCS1-207
- Logical channel identity		4		RCS1-208
- CHOICE RLC size list		Configure		RCS1-209
- MAC logical channel priority		4		RCS1-210
- Downlink RLC logical channel info				RCS1-211
- Number of RLC logical channels		1		RCS1-212
- Downlink transport channel type		DCH		RCS1-213
- DL DCH Transport channel identity				RCS1-214
- Transport channel identity		10		RCS1-215
- DL DSCH Transport channel identity		Not Present		RCS1-216
- DL HS-DSCH MAC-d flow identity		Not Present		RCS1-217
- Logical channel identity		4		RCS1-218
- RLC logical channel mapping indicator		Not Present		RCS1-219
- Number of RLC logical channels		1		RCS1-220
- Uplink transport channel type		RACH		RCS1-221
- UL Transport channel identity		Not Present		RCS1-222
- Logical channel identity		4		RCS1-223
- CHOICE RLC size list		Explicit List		RCS1-224
- RLC size index		Reference to clause 6 Parameter Set		RCS1-225

Information Element	Condition	Value/remark	Version	Index
- MAC logical channel priority		4		RCS1-226
- Downlink RLC logical channel info				RCS1-227
- Number of RLC logical channels		1		RCS1-228
- Downlink transport channel type		FACH		RCS1-229
- DL DCH Transport channel identity		Not Present		RCS1-230
- DL DSCH Transport channel identity		Not Present		RCS1-231
- DL HS-DSCH MAC-d flow identity		Not Present		RCS1-232
- Logical channel identity		4		RCS1-233
- UL Transport channel information for all transport channels				RCS1-234
- PRACH TFCS		Not Present		RCS1-235
- CHOICE mode		TDD		RCS1-236
- Individual UL CCTrCH information				RCS1-237
- UL TFCS Identity				RCS1-238
- TFCS ID		1		RCS1-239
- Shared Channel Indicator		FALSE		RCS1-240
- UL TFCS				RCS1-241
- CHOICE TFCS signalling		Normal		RCS1-242
- TFCS Field 1 Information				RCS1-243
- CHOICE TFCS representation		Complete reconfiguration		RCS1-244
- TFCS complete reconfiguration				RCS1-245
- CHOICE CTFC Size		Configured, Number of bits used must be enough to cover all combinations of CTFC from clause 6.11.5.4 Parameter Set.		RCS1-246
- CTFC information		This IE is repeated for TFC numbers and reference to clause 6.11.5.4 Parameter Set		RCS1-247
- CTFC		Reference to clause 6.11.5.4 Parameter Set		RCS1-248
- Power offset Information				RCS1-249
- CHOICE Gain Factors		Computed Gain Factors(The last TFC is set to Signalled Gain Factors)		RCS1-250
- Reference TFC ID		0, Integer(0.. 3)		RCS1-251
- CHOICE mode		TDD		RCS1-252
- TFC subset		Not present. Default value is the complete existing set of transport format combinations		RCS1-253
- TFC subset list		Not present		RCS1-254
- DL Transport channel information common for all transport channel				RCS1-255
- SCCPCH TFCS		Not Present		RCS1-256
- CHOICE mode		TDD		RCS1-257
- Individual DL CCTrCH information				RCS1-258
- DL TFCS Identity				RCS1-259
- TFCS ID		1		RCS1-260
- Shared Channel Indicator		FALSE		RCS1-261
- CHOICE DL parameters		Same as UL		RCS1-262
- UL DCH TFCS Identity		1		RCS1-263
- Shared Channel Indicator		FALSE		RCS1-264
Frequency info		Not Present		RCS1-265
Maximum allowed UL TX power		Not Present. Default value is the existing maximum UL TX power		RCS1-266
CHOICE channel requirement		Not present		RCS1-267
Downlink information common for all radio links		Not present		RCS1-268
Downlink information for each radio link list		Not Present		RCS1-269

Condition	Explanation	Version
UTRAN to E-UTRA	This IE is needed for UTRAN to E-UTRA test cases	Rel-8

Contents of RRC CONNECTION SETUP message: UM (Transition to CELL_FACH) (7.68 Mcps TDD)

Information Element	Value/remark	Version	Index
---------------------	--------------	---------	-------

Information Element	Value/remark	Version	Index
Message Type			RCS7-001
Initial UE identity	Select the same identity as in the IE "Initial UE Identity" in received RRC CONNECTION REQUEST" message		RCS7-002
RRC transaction identifier	Arbitrarily selects an integer between 0 and 3		RCS7-003
Activation time	Not Present(Now)		RCS7-004
New U-RNTI			RCS7-005
- SRNC identity	0000 0000 0001B		RCS7-006
- S-RNTI	0000 0000 0000 0000 0001B		RCS7-007
New C-RNTI	0000 0000 0000 0001B		RCS7-008
New H-RNTI	Not Present	Rel-6	RCS7-009
CHOICE mode	TDD	Rel-7	RCS7-010
- New E-RNTI	Not Present	Rel-7	RCS7-011
RRC State Indicator	CELL_FACH		RCS7-012
UTRAN DRX cycle length coefficient	9		RCS7-013
Capability update requirement			RCS7-014
- UE radio access FDD capability update requirement	FALSE		RCS7-015
- UE radio access 3.84 Mcps TDD capability update requirement	FALSE		RCS7-016
- UE radio access 1.28 Mcps TDD capability update requirement	TRUE		RCS7-017
- System specific capability update requirement list	Not Present		RCS7-018
CHOICE specification mode			RCS7-019
- Complete specification			RCS7-020
- Signalling RB information to setup list			RCS7-021
- Signalling RB information to setup	(UM DCCH for RRC)		RCS7-022
- RB identity	1		RCS7-023
- CHOICE RLC info type	RLC info		RCS7-024
- CHOICE Uplink RLC mode	UM RLC		RCS7-025
- Transmission RLC discard	Not Present		RCS7-026
- CHOICE Downlink RLC mode	UM RLC		RCS7-027
- RB mapping info			RCS7-028
- Information for each multiplexing option	2 RBMuxOptions		RCS7-029
- RLC logical channel mapping indicator	Not Present		RCS7-030
- Number of RLC logical channels	1		RCS7-031
- Uplink transport channel type	DCH		RCS7-032
- UL Transport channel identity	5		RCS7-033
- Logical channel identity	1		RCS7-034
- CHOICE RLC size list	Configure		RCS7-035
- MAC logical channel priority	1		RCS7-036
- Downlink RLC logical channel info			RCS7-037
- Number of RLC logical channels	1		RCS7-038
- Downlink transport channel type	DCH		RCS7-039
- DL DCH Transport channel identity			RCS7-040
- Transport channel identity	10		RCS7-041
- DL DSCH Transport channel identity	Not Present		RCS7-042
- DL HS-DSCH MAC-d flow identity	Not Present		RCS7-043
- Logical channel identity	1		RCS7-044
- RLC logical channel mapping indicator	Not Present		RCS7-045
- Number of RLC logical channels	1		RCS7-046
- Uplink transport channel type	RACH		RCS7-047
- UL Transport channel identity			RCS7-048
- Logical channel identity	1		RCS7-049
- CHOICE RLC size list	Explicit List		RCS7-050
- RLC size index	Reference to clause 6 Parameter Set		RCS7-051
- MAC logical channel priority	1		RCS7-052
- Downlink RLC logical channel info			RCS7-053
- Number of RLC logical channels	1		RCS7-054
- Downlink transport channel type	FACH		RCS7-055
- DL DCH Transport channel identity	Not Present		RCS7-056
- DL DSCH Transport channel identity	Not Present		RCS7-057
- DL HS-DSCH MAC-d flow identity	Not Present		RCS7-058
- Logical channel identity	1		RCS7-059
- Signalling RB information to setup	(AM DCCH for RRC)		RCS7-060
- RB identity	2		RCS7-061
- CHOICE RLC info type	RLC info		RCS7-062

Information Element	Value/remark	Version	Index
- CHOICE Uplink RLC mode	AM RLC		RCS7-063
- Transmission RLC discard			RCS7-064
- CHOICE SDU discard mode	No Discard		RCS7-065
- MAX_DAT	15		RCS7-066
- Transmission window size	32		RCS7-067
- Timer_RST	500		RCS7-068
- Max_RST	1		RCS7-069
- Polling info			RCS7-070
- Timer_poll_prohibit	200		RCS7-071
- Timer_poll	200		RCS7-072
- Poll_PDU	Not present		RCS7-073
- Poll_SDU	1		RCS7-074
- Last transmission PDU poll	TRUE		RCS7-075
- Last retransmission PDU poll	TRUE		RCS7-076
- Poll_Window	99		RCS7-077
- Timer_poll_periodic	Not Present		RCS7-078
- CHOICE Downlink RLC mode	AM RLC		RCS7-079
- In-sequence delivery	TRUE		RCS7-080
- Receiving window size	32		RCS7-081
- Downlink RLC status info			RCS7-082
- Timer_status_prohibit	200		RCS7-083
- Timer_EPC	Not Present		RCS7-084
- Missing PDU indicator	TRUE		RCS7-085
- Timer_STATUS_periodic	Not Present		RCS7-086
- RB mapping info			RCS7-087
- Information for each multiplexing option	2 RBMuxOptions		RCS7-088
- RLC logical channel mapping indicator	Not Present		RCS7-089
- Number of RLC logical channels	1		RCS7-090
- Uplink transport channel type	DCH		RCS7-091
- UL Transport channel identity	5		RCS7-092
- Logical channel identity	2		RCS7-093
- CHOICE RLC size list	Configure		RCS7-094
- MAC logical channel priority	2		RCS7-095
- Downlink RLC logical channel info			RCS7-096
- Number of RLC logical channels	1		RCS7-097
- Downlink transport channel type	DCH		RCS7-098
- DL DCH Transport channel identity			RCS7-099
- Transport channel identity	10		RCS7-100
- DL DSCH Transport channel identity	Not Present		RCS7-101
- DL HS-DSCH MAC-d flow identity	Not Present		RCS7-102
- Logical channel identity	2		RCS7-103
- RLC logical channel mapping indicator	Not Present		RCS7-104
- Number of RLC logical channels	1		RCS7-105
- Uplink transport channel type	RACH		RCS7-106
- UL Transport channel identity	Not Present		RCS7-107
- Logical channel identity	2		RCS7-108
- CHOICE RLC size list	Explicit List		RCS7-109
- RLC size index	Reference to clause 6 Parameter Set		RCS7-110
- MAC logical channel priority	2		RCS7-111
- Downlink RLC logical channel info			RCS7-112
- Number of RLC logical channels	1		RCS7-113
- Downlink transport channel type	FACH		RCS7-114
- DL DCH Transport channel identity	Not Present		RCS7-115
- DL DSCH Transport channel identity	Not Present		RCS7-116
- DL HS-DSCH MAC-d flow identity	Not Present		RCS7-117
- Logical channel identity	2		RCS7-118
- Signalling RB information to setup	(AM DCCH for NAS_DT High priority)		RCS7-119
- RB identity	3		RCS7-120
- CHOICE RLC info type	RLC info		RCS7-121
- CHOICE Uplink RLC mode	AM RLC		RCS7-122
- Transmission RLC discard			RCS7-123
- CHOICE SDU discard mode	No Discard		RCS7-124
- MAX_DAT	15		RCS7-125
- Transmission window size	32		RCS7-126
- Timer_RST	500		RCS7-127
- Max_RST	1		RCS7-128
- Polling info			RCS7-129

Information Element	Value/remark	Version	Index
- Timer_poll_prohibit	200		RCS7-130
- Timer_poll	200		RCS7-131
- Poll_PDU	Not present		RCS7-132
- Poll_SDU	1		RCS7-133
- Last transmission PDU poll	TRUE		RCS7-134
- Last retransmission PDU poll	TRUE		RCS7-135
- Poll_Window	99		RCS7-136
- Timer_poll_periodic	Not Present		RCS7-137
- CHOICE Downlink RLC mode	AM RLC		RCS7-138
- In-sequence delivery	TRUE		RCS7-139
- Receiving window size	32		RCS7-140
- Downlink RLC status info			RCS7-141
- Timer_status_prohibit	200		RCS7-142
- Timer_EPC	Not Present		RCS7-143
- Missing PDU indicator	TRUE		RCS7-144
- Timer_STATUS_periodic	Not Present		RCS7-145
- RB mapping info			RCS7-146
- Information for each multiplexing option	2 RBMuxOptions		RCS7-147
- RLC logical channel mapping indicator	Not Present		RCS7-148
- Number of RLC logical channels	1		RCS7-149
- Uplink transport channel type	DCH		RCS7-150
- UL Transport channel identity	5		RCS7-151
- Logical channel identity	3		RCS7-152
- CHOICE RLC size list	Configure		RCS7-153
- MAC logical channel priority	3		RCS7-154
- Downlink RLC logical channel info			RCS7-155
- Number of RLC logical channels	1		RCS7-156
- Downlink transport channel type	DCH		RCS7-157
- DL DCH Transport channel identity			RCS7-158
- Transport channel identity	10		RCS7-159
- DL DSCH Transport channel identity	Not Present		RCS7-160
- DL HS-DSCH MAC-d flow identity	Not Present		RCS7-161
- Logical channel identity	3		RCS7-162
- RLC logical channel mapping indicator	Not Present		RCS7-163
- Number of RLC logical channels	1		RCS7-164
- Uplink transport channel type	RACH		RCS7-165
- UL Transport channel identity	Not Present		RCS7-166
- Logical channel identity	3		RCS7-167
- CHOICE RLC size list	Explicit List		RCS7-168
- RLC size index	Reference to clause 6 Parameter Set		RCS7-169
- MAC logical channel priority	3		RCS7-170
- Downlink RLC logical channel info			RCS7-171
- Number of RLC logical channels	1		RCS7-172
- Downlink transport channel type	FACH		RCS7-173
- DL DCH Transport channel identity	Not Present		RCS7-174
- DL DSCH Transport channel identity	Not Present		RCS7-175
- DL HS-DSCH MAC-d flow identity	Not Present		RCS7-176
- Logical channel identity	3		RCS7-177
- Signalling RB information to setup	(AM DCCH for NAS_DT Low priority)		RCS7-178
- RB identity	4		RCS7-179
- CHOICE RLC info type	RLC info		RCS7-180
- CHOICE Uplink RLC mode	AM RLC		RCS7-181
- Transmission RLC discard			RCS7-182
- CHOICE SDU discard mode	No discard		RCS7-183
- MAX_DAT	15		RCS7-184
- Transmission window size	32		RCS7-185
- Timer_RST	500		RCS7-186
- Max_RST	1		RCS7-187
- Polling info			RCS7-188
- Timer_poll_prohibit	200		RCS7-189
- Timer_poll	200		RCS7-190
- Poll_SDU	1		RCS7-191
- Last transmission PDU poll	TRUE		RCS7-192
- Last retransmission PDU poll	TRUE		RCS7-193
- Poll_Window	99		RCS7-194
- Timer_poll_periodic	Not Present		RCS7-195
- CHOICE Downlink RLC mode	AM RLC		RCS7-196

Information Element	Value/remark	Version	Index
- In-sequence delivery	TRUE		RCS7-197
- Receiving window size	32		RCS7-198
- Downlink RLC status info			RCS7-199
- Timer_status_prohibit	200		RCS7-200
- Timer_EPC	Not Present		RCS7-201
- Missing PDU indicator	TRUE		RCS7-202
- Timer_STATUS_periodic	Not Present		RCS7-203
- RB mapping info			RCS7-204
- Information for each multiplexing option	2 RBMuxOptions		RCS7-205
- RLC logical channel mapping indicator	Not Present		RCS7-206
- Number of RLC logical channels	1		RCS7-207
- Uplink transport channel type	DCH		RCS7-208
- UL Transport channel identity	5		RCS7-209
- Logical channel identity	4		RCS7-210
- CHOICE RLC size list	Configure		RCS7-211
- MAC logical channel priority	4		RCS7-212
- Downlink RLC logical channel info			RCS7-213
- Number of RLC logical channels	1		RCS7-214
- Downlink transport channel type	DCH		RCS7-215
- DL DCH Transport channel identity			RCS7-216
- Transport channel identity	10		RCS7-217
- DL DSCH Transport channel identity	Not Present		RCS7-218
- DL HS-DSCH MAC-d flow identity	Not Present		RCS7-219
- Logical channel identity	4		RCS7-220
- RLC logical channel mapping indicator	Not Present		RCS7-221
- Number of RLC logical channels	1		RCS7-222
- Uplink transport channel type	RACH		RCS7-223
- UL Transport channel identity	Not Present		RCS7-224
- Logical channel identity	4		RCS7-225
- CHOICE RLC size list	Explicit List		RCS7-226
- RLC size index	Reference to clause 6 Parameter Set		RCS7-227
- MAC logical channel priority	4		RCS7-228
- Downlink RLC logical channel info			RCS7-229
- Number of RLC logical channels	1		RCS7-230
- Downlink transport channel type	FACH		RCS7-231
- DL DCH Transport channel identity	Not Present		RCS7-232
- DL DSCH Transport channel identity	Not Present		RCS7-233
- DL HS-DSCH MAC-d flow identity	Not Present		RCS7-234
- Logical channel identity	4		RCS7-235
- UL Transport channel information for all transport channels			RCS7-236
- PRACH TFCS	Not Present		RCS7-237
- CHOICE mode	TDD		RCS7-238
- Individual UL CCTrCH information			RCS7-239
- UL TFCS Identity			RCS7-240
- TFCS ID	1		RCS7-241
- Shared Channel Indicator	FALSE		RCS7-242
- UL TFCS			RCS7-243
- CHOICE TFCI signalling	Normal		RCS7-244
- TFCI Field 1 Information			RCS7-245
- CHOICE TFCS representation	Complete reconfiguration		RCS7-246
- TFCS complete reconfiguration			RCS7-247
information			
- CHOICE CTFC Size	Configured, Number of bits used must be enough to cover all combinations of CTFC from clause 6.11.5.4 Parameter Set.		RCS7-248
- CTFC information	This IE is repeated for TFC numbers and reference to clause 6.11.5.4 Parameter Set		RCS7-249
- CTFC	Reference to clause 6.11.5.4 Parameter Set		RCS7-250
- Power offset Information			RCS7-251
- CHOICE Gain Factors	Computed Gain Factors(The last TFC is set to Signalled Gain Factors)		RCS7-252
- Reference TFC ID	0, Integer(0.. 3)		RCS7-253
- CHOICE mode	TDD		RCS7-254
- TFC subset	Not present. Default value is the complete existing set of transport format combinations		RCS7-255
- TFC subset list	Not present		RCS7-256

Information Element	Value/remark	Version	Index
- DL Transport channel information common for all transport channel			RCS7-257
- SCCPCH TFCS	Not Present		RCS7-258
- CHOICE mode	TDD		RCS7-259
- Individual DL CCTrCH information			RCS7-260
- DL TFCS Identity			RCS7-261
- TFCS ID	1		RCS7-262
- Shared Channel Indicator	FALSE		RCS7-263
- CHOICE DL parameters	Same as UL		RCS7-264
- UL DCH TFCS Identity	1		RCS7-265
- Shared Channel Indicator	FALSE		RCS7-266
Frequency info	Not Present		RCS7-267
DTX-DRX timing information	Not Present	Rel-7	RCS7-268
DTX-DRX information	Not Present	Rel-7	RCS7-269
HS-SCCH less information	Not Present	Rel-7	RCS7-270
MIMO parameters	Not Present	Rel-7	RCS7-271
Maximum allowed UL TX power	Not Present. Default value is the existing maximum UL TX power		RCS7-272
Uplink DPCH info	Not Present		RCS7-273
E-DCH info	Not Present	Rel-6	RCS7-274
Downlink HS-PDSCH information	Not Present	Rel-6	RCS7-275
Downlink information common for all radio links	Not Present		RCS7-276
Downlink information for each radio link list	Not Present		RCS7-277

Contents of RRC CONNECTION SETUP COMPLETE message: AM

Information Element	Value/remark	Version
Message Type		
RRC transaction identifier	The value of this IE is checked to see that it matches the value of the same IE transmitted in the downlink RRC CONNECTION SETUP message.	
START list	This IE is checked to see if it is present.	
UE radio access capability		
- Access stratum release indicator	Not checked	
- DL capability with simultaneous HS-DSCH configuration	Not checked	Rel-5
- PDCP capability	Not checked	
- RLC capability	Not checked	
- Transport channel capability	Not checked	
- RF capability FDD	Not checked	
- RF capability TDD	Not checked	Rel-4
- RF capability TDD 1.28 Mcps	Not checked	Rel-4
- Physical channel capability	Not checked	
- UE multi-mode/multi-RAT capability	Not checked	
- Security capability		
- Ciphering algorithm capability		
>UEA0	TRUE	
>UEA1	To be checked against PICS	
>UEA2	To be checked against PICS	Rel-7
- Integrity protection algorithm capability		
>UIA1	TRUE	
>UIA2	To be checked against PICS	Rel-7
- UE positioning capability	Not checked	
- Measurement capability	Not checked	
- Measurement capability TDD	Not checked	Rel-8
- Device type	Not checked	Rel-6
- Support for System Information Block type 11bis	Not checked	Rel-6
- Support for F-DPCH	Not checked	Rel-6
- MAC-ehs support	To be checked against requirement if specified	Rel-7
- UE specific capability Information LCR TDD	Not checked	Rel-7
- Support for E-DPCCH Power Boosting	Not checked	Rel-7
- Support of common E-DCH	To be checked against requirement if specified	Rel-8
- Support of MAC-i/is	To be checked against requirement if specified	Rel-8
- Support of SPS operation	To be checked against requirement if specified	Rel-8
- Support of Control Channel DRX operation	To be checked against requirement if specified	Rel-8
- Support of CSG	To be checked against requirement if specified	Rel-8

- Support for Two DRX schemes in URA_PCH and CELL_PCH	Not checked	Rel-7
- Support for E-DPDCH power interpolation formula	Not checked	Rel-7
- Support for absolute priority based cell re-selection in UTRAN	To be checked against requirement if specified	Rel-8
- Support of MU-MIMO	To be checked against requirement if specified	Rel-10
- Radio Access Capability Band Combination List	To be checked against requirement if specified	Rel-9
- Support of TX Diversity on DL Control Channels by MIMO Capable UE when MIMO operation is active	To be checked against requirement if specified	Rel-7
- Support of enhanced TS0	To be checked against requirement if specified	Rel-9
- Support for cell-specific Tx diversity configuration for dual-cell operation	To be checked against requirement if specified	Rel-8
- CSG proximity indication capability	To be checked against requirement if specified	Rel-9
- Neighbour Cell SI acquisition capability	To be checked against requirement if specified	Rel-9
- Extended measurements Support	To be checked against requirement if specified	Rel-9
- Support for dual cell with MIMO operation in different bands	To be checked against requirement if specified	Rel-10
- UE based network performance measurements parameters	To be checked against requirement if specified	Rel-10
- Support of UTRAN ANR	To be checked against requirement if specified	Rel-10
UE radio access capability extension	Not checked	
UE system specific capability	Not checked	
Deferred measurement control reading	Not checked	Rel-7
Logged Meas Available	Not checked	Rel-10
ANR Logging Results Available	Not checked	Rel-10
Connection Establishment Failure Info Available	Not checked	Rel-11

Contents of SECURITY MODE COMMAND message: AM

Information Element	Condition	Value/remark
Message Type	A1, A2	
RRC transaction identifier		Arbitrarily selects an integer between 0 and 3
Integrity check info		
- Message authentication code		Set to an arbitrarily selected 32-bits integer. The first/ leftmost bit of the bit string contains the most significant bit of the MAC-I.
- RRC Message Sequence Number		Set to an arbitrarily selected integer between 0 and 15
Security capability		
- Ciphering algorithm capability		
- UEA0		If ciphering is not indicated to be active on IXIT statements in 3GPP TS 34.123-2 [3], set this IE to TRUE.
- UEA1		If ciphering is indicated to be active on IXIT statements in 3GPP TS 34.123-2 [3], set this IE to TRUE.
- Spare		FALSE
- Integrity protection algorithm capability		0000000000000010B (UIA1)
- UIA1		TRUE
- Spare		FALSE
Ciphering mode info		This presence of this IE is dependent on IXIT statements in 3GPP TS 34.123-2 [3]. If ciphering is indicated to be active, this IE present with the values of the sub IEs as stated below. Else, this IE is omitted.
- Ciphering mode command		Start/restart
- Ciphering algorithm		Use the same ciphering algorithm specified in "ciphering algorithm capability" IE in this message.
- Ciphering activation time for DPCH		Not Present
- Radio bearer downlink ciphering activation time info		
- Radio bearer activation time		
- RB identity		1
- RLC sequence number		Current RLC SN+2
- RB identity		2
- RLC sequence number		Current RLC SN+2

Information Element	Condition	Value/remark
- RB identity		3
- RLC sequence number		Current RLC SN + 2
- RB identity		4
- RLC sequence number		Current RLC SN + 2
Integrity protection mode info		Start
- Integrity protection mode command		Not Present
- Downlink integrity protection activation info		UIA1
- Integrity protection algorithm		SS selects an arbitrary 32 bits number for FRESH
- Integrity protection initialisation number		Supported domain
CN domain identity		Not Checked
UE system specific security capability	A1	
UE system specific security capability	A2	
- Inter-RAT UE security capability		GSM
- CHOICE <i>system</i>		The indicated algorithms must be the same as the algorithms supported by the UE as indicated in the IE " UE system specific capability " in the RRC CONNECTION SETUP COMPLETE message.
- GSM security capability		

Condition	Explanation
A1	UE not supporting GSM
A2	UE supporting GSM

Contents of SECURITY MODE COMPLETE message: AM

Information Element	Value/remark
Message Type	
RRC transaction identifier	The value of this IE is checked to see that it matches the value of the same IE transmitted in the downlink SECURITY MODE COMMAND message.
Integrity check info	
- Message authentication code	This IE is checked to see if it is present. The value is compared against the XMAC-I value computed by SS. The first/ leftmost bit of the bit string contains the most significant bit of the MAC-I.
- RRC Message sequence number	This IE is checked to see if it is present. The value is used by SS to compute the XMAC-I value.
Uplink integrity protection activation info	Not checked.
Radio bearer uplink ciphering activation time info	If ciphering is not activated in SECURITY MODE COMMAND message, this IE must be absent. Else, SS checks this IE for the presence of activation times for all ciphered uplink RLC-UM and RLC-AM RBs.

Contents of UPLINK DIRECT TRANSFER message: AM

Information Element	Value/remark
Message Type	
Integrity check info	
- Message authentication code	This IE is checked to see if it is present. The value is compared against the XMAC-I value computed by SS. The first/ leftmost bit of the bit string contains the most significant bit of the MAC-I.
- RRC Message sequence number	This IE is checked to see if it is present. The value is used by SS to compute the XMAC-I value.
CN domain identity	Checked to see if set to supported CN domain as specified in the IXIT statements
NAS message	Set according to that indicated in specific message content clause
Measured results on RACH	Not checked

9.1.3 Default RRC Message Contents for MBSFN (TDD)

Contents of MBMS GENERAL INFORMATION message: UM (3.84 Mcps TDD)

Information Element	Condition	Value/remark	Version
Message type			Rel-6
MBMS preferred frequency information		Not Present	Rel-6
MBMS timers and counters			Rel-6
- T318		Not Present (MD)	
MICH configuration information			Rel-6
- MICH Power offset		0dB	
- CHOICE <i>mode</i>		TDD	
- Timeslot Number		0	
- Midamble shift and burst type			
- CHOICE <i>TDD option</i>		3.84 Mcps	
- CHOICE Burst Type		MBSFN Burst Type	Rel-7
- CHOICE TDD option		3.84 Mcps TDD	
- Channelisation code		16/1	
- Repetition period/length		(16,2)	
- Offset		14	
- MBMS Notification indicator length		Not Present (MD - default value = 4)	
Cell group identity		'000000000001'	Rel-6
Default MSCH configuration information		Not Present	Rel-6
Indicate changes in MBMS Selected Services		Not Present (MD - default value = FALSE)	Rel-6
MBSFN inter frequency neighbour list			Rel-7
- MBSFN frequency			
- CHOICE <i>mode</i>		TDD	
- UARFCN (Nt)	A1	Refer to clause 5.1 "Test frequencies" for frequency "f2"	
- UARFCN (Nt)	A2	Refer to clause 5.1 "Test frequencies" for frequency "f1"	
- CHOICE <i>MBSFN services notification</i>		MBSFN services notified	
- no data			

Condition	Explanation
A1	This IE is needed for cells on frequency "f1" (by default Cell 31, Cell 32, Cell 37 and Cell 38)
A2	This IE is needed for cells on frequency "f2" (by default Cell 33, Cell 34, Cell 35 and Cell 36)

Contents of MBMS GENERAL INFORMATION message: UM (1.28 Mcps TDD)

Information Element	Condition	Value/remark	Version
Message type			Rel-6
MBMS preferred frequency information		Not Present	Rel-6
MBMS timers and counters			Rel-6
- T318		Not Present (MD)	
MICH configuration information			Rel-6
- MICH Power offset		0dB	
- CHOICE <i>mode</i>		TDD	
- Timeslot Number		1	
- Midamble shift and burst type			
- CHOICE <i>TDD option</i>		1.28 Mcps	
- Codes list			Rel-7
- Channelisation code		16/1	
- MBSFN Special Time Slot		TS7	

Information Element	Condition	Value/remark	Version
- Repetition period/length		(16,2)	
- Offset		14	
- MBMS Notification indicator length		Not Present (MD - default value = 4)	
Cell group identity		'000000000001'	Rel-6
Default MSCH configuration information		Not Present	Rel-6
Indicate changes in MBMS Selected Services		Not Present (MD - default value = FALSE)	Rel-6
MBSFN inter frequency neighbour list			Rel-7
- MBSFN frequency			
- CHOICE <i>mode</i>		TDD	
- UARFCN (Nt)	A1	Refer to clause 5.1 "Test frequencies" for frequency "f2"	
- UARFCN (Nt)	A2	Refer to clause 5.1 "Test frequencies" for frequency "f1"	
- CHOICE <i>MBSFN services notification</i>		MBSFN services notified	
- no data			

Condition	Explanation
A1	This IE is needed for cells on frequency "f1" (by default Cell 31, Cell 32, Cell 37 and Cell 38)
A2	This IE is needed for cells on frequency "f2" (by default Cell 33, Cell 34, Cell 35 and Cell 36)

Contents of MBMS GENERAL INFORMATION message: UM (7.68 Mcps TDD)

Information Element	Condition	Value/remark	Version
Message type			Rel-6
MBMS preferred frequency information		Not Present	Rel-6
MBMS timers and counters			Rel-6
- T318		Not Present (MD)	
MICH configuration information			Rel-6
- MICH Power offset		0dB	
- CHOICE <i>mode</i>		TDD	
- Timeslot Number		0	
- Midamble shift and burst type			
- CHOICE <i>TDD option</i>		7.68 Mcps	
- CHOICE Burst Type		MBSFN Burst Type	Rel-7
- CHOICE TDD option		7.68 Mcps TDD	
- Channelisation code		32/1	
- Repetition period/length		(16,2)	
- Offset		14	
- MBMS Notification indicator length		Not Present (MD - default value = 4)	
Cell group identity		'000000000001'	Rel-6
Default MSCH configuration information		Not Present	Rel-6
Indicate changes in MBMS Selected Services		Not Present (MD - default value = FALSE)	Rel-6
MBSFN inter frequency neighbour list			Rel-7
- MBSFN frequency			
- CHOICE <i>mode</i>		TDD	
- UARFCN (Nt)	A1	Refer to clause 5.1 "Test frequencies" for frequency "f2"	
- UARFCN (Nt)	A2	Refer to clause 5.1 "Test frequencies" for frequency "f1"	
- CHOICE <i>MBSFN services notification</i>		MBSFN services notified	
- no data			

Condition	Explanation
A1	This IE is needed for cells on frequency "f1" (by default Cell 31, Cell 32, Cell 37 and Cell 38)
A2	This IE is needed for cells on frequency "f2" (by default Cell 33, Cell 34, Cell 35 and Cell 36)

Contents of MBMS GENERAL INFORMATION message: UM (3.84 Mcps TDD IMB)

Information Element	Condition	Value/remark	Version
Message type			Rel-6
MBMS preferred frequency information		Not Present	Rel-6
MBMS timers and counters			Rel-6
- T318		Not Present (MD)	Rel-6
MICH configuration information			Rel-6
- MICH Power offset		-5dB	Rel-6
- CHOICE <i>Mode</i>		3.84 Mcps TDD MBSFN IMB	Rel-6
- Channelisation code		Reference to clause 5.5.2.1 "Downlink physical channels code allocation for signalling (3.84 Mcps TDD IMB)"	Rel-6
- Number of NI per frame		18	Rel-6
- STTD indicator		FALSE	Rel-6
Cell group identity		'000000000001' (cells with mid range UARFCN)	Rel-6
Default MSCH configuration information		Not Present	Rel-6
Indicate changes in MBMS Selected Services		Not Present (MD-default value = FALSE)	Rel-6
MBSFN inter frequency neighbour list			
MBSFN inter frequency neighbour list			Rel-7
>MBSFN frequency			Rel-7
>>CHOICE mode		TDD	Rel-7
>>>UARFCN (Nt)	A1	Refer to clause 5.1 "Test frequencies" for frequency "f2"	Rel-7
>>>UARFCN (Nt)	A2	Refer to clause 5.1 "Test frequencies" for frequency "f1"	Rel-7
>IMB indication		TRUE	Rel-8
>CHOICE MBSFN services notification		MBSFN services notified	Rel-7
>> no data			

Condition	Explanation
A1	This IE is needed for cells on frequency "f1" (by default Cell 31)
A2	This IE is needed for cells on frequency "f2" (by default Cell 33)

Contents of MBMS MODIFIED SERVICES INFORMATION message: UM

Information Element	Value/remark	Version
Message type		Rel-6
Modified service list	1 entry per modified service - maximum 8. If no services are modified in the current modification period this IE is Not Present	Rel-6
- MBMS Transmission identity		
- MBMS Service ID		
- MBMS Service ID	Set to the value of the service ID being modified (e.g. '000001')	
- CHOICE <i>PLMN identity</i>	SameAs-MIB	
- no data		
- MBMS Session ID	'01'	
- MBMS required UE action	Acquire PTM RB info	
- MBMS preferred frequency	Not Present	
- Continue MCCH reading	FALSE	
- MBSFN cluster frequency	Not Present (MD)	Rel-7
MBMS re- acquire MCCH	Not Present	Rel-6
MBMS dynamic persistence level	Not Present	Rel-6
End of modified MCCH information	Not Present	Rel-6
MBMS number of neighbour cells	0	Rel-6
MBMS all unmodified p-t-m services	Not Present	Rel-6
MBMS p-t-m activation time	Set to the 11 LSB of the first SFN of the next modification period.	Rel-6
MIB Value tag	Not Present	Rel-7

Contents of MBMS UNMODIFIED SERVICES INFORMATION message: UM (Mixed Local/National carrier)

Information Element	Value/remark	Version
Message type		Rel-6
Unmodified service list	8 services by default. See NOTE 1.	Rel-6
- MBMS Transmission identity		
- MBMS Service ID	(National Service 5)	
- MBMS Service ID	Refer to clause 11.2.4 "MBSFN service availability"	
- CHOICE PLMN identity	SameAs-MIB	
- no data		
- MBMS Session ID	Value set according to table for condition A1 or A2	
- MBMS required UE action	Value set according to table for condition A1 or A2	
- MBMS preferred frequency	Not Present	
- MBSFN cluster frequency	Not Present (MD)	Rel-7
- MBMS Transmission identity		
- MBMS Service ID	(National Service 6)	
- MBMS Service ID	Refer to clause 11.2.4 "MBSFN service availability"	
- CHOICE PLMN identity	SameAs-MIB	
- no data		
- MBMS Session ID	Value set according to table for condition A1 or A2	
- MBMS required UE action	Value set according to table for condition A1 or A2	
- MBMS preferred frequency	Not Present	
- MBSFN cluster frequency	Not Present (MD)	Rel-7
- MBMS Transmission identity		
- MBMS Service ID	(Local Service 1)	
- MBMS Service ID	Refer to clause 11.2.4 "MBSFN service availability"	
- CHOICE PLMN identity	SameAs-MIB	
- no data		
- MBMS Session ID	Value set according to table for condition A1 or A2	
- MBMS required UE action	Value set according to table for condition A1 or A2	
- MBMS preferred frequency	Not Present	
- MBSFN cluster frequency	Not Present (MD)	Rel-7
- MBMS Transmission identity		
- MBMS Service ID	(Local Service 2)	
- MBMS Service ID	Refer to clause 11.2.4 "MBSFN service availability"	
- CHOICE PLMN identity	SameAs-MIB	
- no data		
- MBMS Session ID	Value set according to table for condition A1 or A2	
- MBMS required UE action	Value set according to table for condition A1 or A2	
- MBMS preferred frequency	Not Present	
- MBSFN cluster frequency	Not Present (MD)	Rel-7
- MBMS Transmission identity		
- MBMS Service ID	(National Service 1)	
- MBMS Service ID	Refer to clause 11.2.4 "MBSFN service availability"	
- CHOICE PLMN identity	SameAs-MIB	
- no data		
- MBMS Session ID	Value set according to table for condition A1 or A2	
- MBMS required UE action	Value set according to table for condition A1 or A2	
- MBMS preferred frequency	Not Present	
- MBSFN cluster frequency	1	Rel-7
- MBMS Transmission identity		
- MBMS Service ID	(National Service 2)	
- MBMS Service ID	Refer to clause 11.2.4 "MBSFN service availability"	
- CHOICE PLMN identity	SameAs-MIB	
- no data		
- MBMS Session ID	Value set according to table for condition A1 or A2	
- MBMS required UE action	Value set according to table for condition A1 or A2	
- MBMS preferred frequency	Not Present	
- MBSFN cluster frequency	1	Rel-7
- MBMS Transmission identity		
- MBMS Service ID	(National Service 3)	
- MBMS Service ID	Refer to clause 11.2.4 "MBSFN service availability"	
- CHOICE PLMN identity	SameAs-MIB	
- no data		
- MBMS Session ID	Value set according to table for condition A1 or A2	

Information Element	Value/remark	Version
- MBMS required UE action	Value set according to table for condition A1 or A2	
- MBMS preferred frequency	Not Present	
- MBSFN cluster frequency	1	Rel-7
- MBMS Transmission identity		
- MBMS Service ID	(National Service 4)	
- MBMS Service ID	Refer to clause 11.2.4 "MBSFN service availability"	
- CHOICE PLMN identity	SameAs-MIB	
- no data		
- MBMS Session ID	Value set according to table for condition A1 or A2	
- MBMS required UE action	Value set according to table for condition A1 or A2	
- MBMS preferred frequency	Not Present	
- MBSFN cluster frequency	1	Rel-7

Condition	Information Element	Value/remark	Explanation
A1	- MBMS Session ID	Not Present	Condition used when the session is currently not being transmitted
	- MBMS required UE action	'None'	
A2	- MBMS Session ID	'01'	Condition used when the session is currently ongoing
	- MBMS required UE action	'Acquire PTM RB info'	

NOTE 1: Any service (as identified by MBMS Service ID) which is included in MBMS MODIFIED SERVICES INFORMATION message in the current modification period shall not have an unmodified service entry in the list of services in this message.

NOTE 2: By default the Mixed Local/National Carrier (on frequency "f2") is broadcast by Cell 33, Cell 34, Cell 35 and Cell 36.

Contents of MBMS UNMODIFIED SERVICES INFORMATION message: UM (Dedicated National carrier)

Information Element	Value/remark	Version
Message type		Rel-6
Unmodified service list	8 services by default. See NOTE 1.	Rel-6
- MBMS Transmission identity		
- MBMS Service ID	(National Service 1)	
- MBMS Service ID	Refer to clause 11.2.4 "MBSFN service availability"	
- CHOICE PLMN identity	SameAs-MIB	
- no data		
- MBMS Session ID	Value set according to table for condition A1 or A2	
- MBMS required UE action	Value set according to table for condition A1 or A2	
- MBMS preferred frequency	Not Present	
- MBSFN cluster frequency	Not Present (MD)	Rel-7
- MBMS Transmission identity		
- MBMS Service ID	(National Service 2)	
- MBMS Service ID	Refer to clause 11.2.4 "MBSFN service availability"	
- CHOICE PLMN identity	SameAs-MIB	
- no data		
- MBMS Session ID	Value set according to table for condition A1 or A2	
- MBMS required UE action	Value set according to table for condition A1 or A2	
- MBMS preferred frequency	Not Present	
- MBSFN cluster frequency	Not Present (MD)	Rel-7
- MBMS Transmission identity		
- MBMS Service ID	(National Service 3)	
- MBMS Service ID	Refer to clause 11.2.4 "MBSFN service availability"	
- CHOICE PLMN identity	SameAs-MIB	
- no data		
- MBMS Session ID	Value set according to table for condition A1 or A2	
- MBMS required UE action	Value set according to table for condition A1 or A2	
- MBMS preferred frequency	Not Present	
- MBSFN cluster frequency	Not Present (MD)	Rel-7
- MBMS Transmission identity		
- MBMS Service ID	(National Service 4)	
- MBMS Service ID	Refer to clause 11.2.4 "MBSFN service availability"	
- CHOICE PLMN identity	SameAs-MIB	
- no data		
- MBMS Session ID	Value set according to table for condition A1 or A2	
- MBMS required UE action	Value set according to table for condition A1 or A2	
- MBMS preferred frequency	Not Present	
- MBSFN cluster frequency	Not Present (MD)	Rel-7
- MBMS Transmission identity		
- MBMS Service ID	(National Service 5)	
- MBMS Service ID	Refer to clause 11.2.4 "MBSFN service availability"	
- CHOICE PLMN identity	SameAs-MIB	
- no data		
- MBMS Session ID	Value set according to table for condition A1 or A2	
- MBMS required UE action	Value set according to table for condition A1 or A2	
- MBMS preferred frequency	Not Present	
- MBSFN cluster frequency	1	Rel-7
- MBMS Transmission identity		
- MBMS Service ID	(National Service 6)	
- MBMS Service ID	Refer to clause 11.2.4 "MBSFN service availability"	
- CHOICE PLMN identity	SameAs-MIB	
- no data		
- MBMS Session ID	Value set according to table for condition A1 or A2	
- MBMS required UE action	Value set according to table for condition A1 or A2	
- MBMS preferred frequency	Not Present	
- MBSFN cluster frequency	1	Rel-7
- MBMS Transmission identity		
- MBMS Service ID	(Local Service 1)	
- MBMS Service ID	Refer to clause 11.2.4 "MBSFN service availability"	
- CHOICE PLMN identity	SameAs-MIB	
- no data		
- MBMS Session ID	Value set according to table for condition A1 or A2	

Information Element	Value/remark	Version
- MBMS required UE action	Value set according to table for condition A1 or A2	
- MBMS preferred frequency	Not Present	
- MBSFN cluster frequency	1	Rel-7
- MBMS Transmission identity		
- MBMS Service ID	(Local Service 2)	
- MBMS Service ID	Refer to clause 11.2.4 "MBSFN service availability"	
- CHOICE PLMN identity	SameAs-MIB	
- no data		
- MBMS Session ID	Value set according to table for condition A1 or A2	
- MBMS required UE action	Value set according to table for condition A1 or A2	
- MBMS preferred frequency	Not Present	
- MBSFN cluster frequency	1	Rel-7

Condition	Information Element	Value/remark	Explanation
A1	- MBMS Session ID	Not Present	Condition used when the session is currently not being transmitted
	- MBMS required UE action	'None'	
A2	- MBMS Session ID	'01'	Condition used when the session is currently ongoing
	- MBMS required UE action	'Acquire PTM RB info'	

NOTE 1: Any service (as identified by MBMS Service ID) which is included in MBMS MODIFIED SERVICES INFORMATION message in the current modification period shall not have an unmodified service entry in the list of services in this message.

NOTE 2: By default the Dedicated National Carrier (on frequency "f1") is broadcast by Cell 31, Cell 32, Cell 37 and Cell 38.

Contents of MBMS UNMODIFIED SERVICES INFORMATION message: UM (3.84 Mcps TDD IMB)

Information Element	Value/remark	Version
Message type		Rel-6
Unmodified services list	8 services. See NOTE 1.	Rel-6
- MBMS Transmission identity		Rel-6
- MBMS Service ID	(service1)	
- MBMS Service ID	000001' refer to clause 11.2.4 "MBSFN service availability "	Rel-6
- CHOICE PLMN identity	SameAs-MIB	Rel-6
- MBMS Session ID	Value set according to table for condition A1 or A2	Rel-6
- MBMS required UE action	Value set according to table for condition A1 or A2	Rel-6
- MBMS preferred frequency	Not Present	Rel-6
- MBSFN cluster frequency	Not Present (MD)	
- MBMS Transmission identity		Rel-6
- MBMS Service ID	(service2)	
- MBMS Service ID	000010' refer to clause 11.2.4 "MBSFN service availability"	Rel-6
- CHOICE PLMN identity	SameAs-MIB	Rel-6
- MBMS Session ID	Value set according to table for condition A1 or A2	Rel-6
- MBMS required UE action	Value set according to table for condition A1 or A2	Rel-6
- MBMS preferred frequency	Not Present	Rel-6
- MBSFN cluster frequency	Not Present (MD)	
- MBMS Transmission identity		Rel-6
- MBMS Service ID	(service3)	

- MBMS Service ID	000011' refer to clause 11.2.4 "MBSFN service availability"	Rel-6
- CHOICE PLMN identity	SameAs-MIB	Rel-6
- MBMS Session ID	Value set according to table for condition A1 or A2	Rel-6
- MBMS required UE action	Value set according to table for condition A1 or A2	Rel-6
- MBMS preferred frequency	Not Present	Rel-6
- MBSFN cluster frequency	Not Present (MD)	
- MBMS Transmission identity		Rel-6
- MBMS Service ID	(service4)	
- MBMS Service ID	000100' refer to clause 11.2.4 "MBSFN service availability"	Rel-6
- CHOICE PLMN identity	SameAs-MIB	Rel-6
- MBMS Session ID	Value set according to table for condition A1 or A2	Rel-6
- MBMS required UE action	Value set according to table for condition A1 or A2	Rel-6
- MBMS preferred frequency	Not Present	Rel-6
- MBSFN cluster frequency	Not Present (MD)	
- MBMS Transmission identity		Rel-6
- MBMS Service ID	(service5)	
- MBMS Service ID	000101' refer to clause 11.2.4 "MBSFN service availability"	Rel-6
- CHOICE PLMN identity	SameAs-MIB	Rel-6
- MBMS Session ID	Value set according to table for condition A1 or A2	Rel-6
- MBMS required UE action	Value set according to table for condition A1 or A2	Rel-6
- MBMS preferred frequency	Not Present	Rel-6
- MBSFN cluster frequency	1	
- MBMS Transmission identity		Rel-6
- MBMS Service ID	(service6)	
- MBMS Service ID	000110' refer to clause 11.2.4 "MBSFN service availability"	Rel-6
- CHOICE PLMN identity	SameAs-MIB	Rel-6
- MBMS Session ID	Value set according to table for condition A1 or A2	Rel-6
- MBMS required UE action	Value set according to table for condition A1 or A2	Rel-6
- MBMS preferred frequency	Not Present	Rel-6
- MBSFN cluster frequency	1	
- MBMS Transmission identity		Rel-6
- MBMS Service ID	(service7)	
- MBMS Service ID	000111' refer to clause 11.2.4 "MBSFN service availability"	Rel-6
- CHOICE PLMN identity	SameAs-MIB	Rel-6
- MBMS Session ID	Value set according to table for condition A1 or A2	Rel-6
- MBMS required UE action	Value set according to table for condition A1 or A2	Rel-6
- MBMS preferred frequency	Not Present	Rel-6
- MBSFN cluster frequency	1	
- MBMS Transmission identity		Rel-6
- MBMS Service ID	(service8)	

- MBMS Service ID	001000' refer to clause 11.2.4 "MBSFN service availability"	Rel-6
- CHOICE PLMN identity	SameAs-MIB	Rel-6
- MBMS Session ID	Value set according to table for condition A1 or A2	Rel-6
- MBMS required UE action	Value set according to table for condition A1 or A2	Rel-6
- MBMS preferred frequency	Not Present	Rel-6
- MBSFN cluster frequency	1	

Condition	Information Element	Value/remark	Explanation
A1	- MBMS Session ID	Not Present	Condition used when the session is currently not being transmitted
	- MBMS required UE action	'None'	
A2	- MBMS Session ID	'01'	Condition used when the session is currently ongoing
	- MBMS required UE action	'Acquire PTM RB info'	

NOTE 1: Any service (as identified by MBMS Service ID) which is included in MBMS MODIFIED SERVICES INFORMATION message in the current modification period shall not have an unmodified service entry in the list of services in this message.

Contents of MBMS COMMON P-T-M RB INFORMATION message: UM (3.84 Mcps)

Information Element	Condition	Value/remark	Version
Message type			Rel-6
RB information list		2 entries in the list	Rel-6
- RB identity			
- MBMS Common RB identity		14	
- PDCP info			
- Support for lossless SRNS relocation		Not Present	
- Max PDCP SN window size		Not Present	
- PDCP PDU header		absent	
- Header compression information		Not Present	
- RLC info			
- DL UM RLC LI size		15	
- DL Duplication Avoidance and Reordering info		Not Present	
- DL Out of sequence delivery info		Not Present	
- RB identity			
- MBMS Common RB identity		15	
- PDCP info			
- Support for lossless SRNS relocation		Not Present	
- Max PDCP SN window size		Not Present	
- PDCP PDU header		absent	
- Header compression information		Not Present	

Information Element	Condition	Value/remark	Version
- RLC info			
- DL UM RLC LI size		15	
- DL Duplication Avoidance and Reordering info		Not Present	
- DL Out of sequence delivery info		Not Present	
TrCh information for each TrCh		2 entries in the list	Rel-6
- Transport channel identity			
- MBMS Common TrCh identity		1	
- TFS			
- CHOICE <i>Transport channel type</i>		Common transport channels	
- Dynamic Transport Format Information			
- RLC Size		Reference to clause 6.10 "Parameter Set"	
- Number of TBs and TTI List		(This IE is repeated for each TFI)	
- Number of Transport blocks		Reference to clause 6.10 "Parameter Set"	
- CHOICE <i>mode</i>		TDD	
- Transmission Time Interval		Not Present	
- CHOICE <i>Logical Channel List</i>		ALL	
- no data			
- Semi-static Transport Format information			
- Transmission time interval		Reference to clause 6.10 "Parameter Set"	
- Type of channel coding		Turbo	
- Coding Rate		Not Present	
- Rate matching attribute		Reference to clause 6.10 "Parameter Set"	
- CRC size		Reference to clause 6.10 "Parameter Set"	
- Transport channel identity			
- MBMS Common TrCh identity		2	
- TFS			
- CHOICE <i>Transport channel type</i>		Common transport channels	
- Dynamic Transport Format Information			
- RLC Size		Reference to clause 6.10 "Parameter Set"	
- Number of TBs and TTI List		(This IE is repeated for each TFI)	
- Number of Transport blocks		Reference to clause 6.10 "Parameter Set"	
- CHOICE <i>mode</i>		TDD	
- Transmission Time Interval		Not Present	
- CHOICE <i>Logical Channel List</i>		ALL	
- no data			
- Semi-static Transport Format information			
- Transmission time interval		Reference to clause 6.10 "Parameter Set"	
- Type of channel coding		Turbo	
- Coding Rate		Not Present	
- Rate matching attribute		Reference to clause 6.10 "Parameter Set"	
- CRC size		Reference to clause 6.10 "Parameter Set"	
TrCh information for each CCTrCh		Not Present (Default TFCS applies for each CCTrCh)	Rel-6
PhyCh information		2 entries in list	Rel-6
- PhyCh identity			
- MBMS Common PhyCh identity		23	
- Secondary CCPCH info MBMS			
- CHOICE <i>mode</i>		1.28/3.84 Mcps TDD	
- Common timeslot info MBMS			
- 2 nd interleaving mode		Frame	
- TFCI coding		Reference to clause 6.10 "Parameter Set"	
- Puncturing limit		Reference to clause 6.10 "Parameter Set"	
- Downlink Timeslots and Codes			
- First individual timeslot info			
- Timeslot number			
- CHOICE <i>TDD option</i>		3.84 Mcps	
- Timeslot number		1	
- TFCI existence		TRUE	
- Midamble Shift and burst type			
- CHOICE <i>TDD option</i>		3.84 Mcps TDD	
- CHOICE Burst Type		MBSFN Burst Type	Rel-7
- no data			Rel-7
- CHOICE <i>TDD option</i>		3.84Mcps TDD	

Information Element	Condition	Value/remark	Version
- no data			
- First timeslot channelisation codes			
- CHOICE <i>codes representation</i>		Consecutive codes	
- First channelisation code		Reference clause 5.5.2 "Downlink physical channels code allocation for signalling"	
- Last channelisation code		Reference clause 5.5.2 "Downlink physical channels code allocation for signalling"	
- CHOICE <i>more timeslots</i>	A1	No more timeslots	
- no data			
- CHOICE <i>more timeslots</i>	A2	Timeslot list	
- Additional timeslot list			
- CHOICE <i>parameters</i>		Same as last	
- Timeslot number			
- CHOICE <i>TDD option</i>		3.84 Mcps	
- Timeslot number		8	
- Modulation		Reference to clause 6.10 "Parameter Set"	Rel-7
- PhyCh identity			Rel-6
- MBMS Common PhyCh identity		27	
- Secondary CCPCH info MBMS			Rel-6
- CHOICE <i>mode</i>		1.28/3.84 Mcps TDD	
- Common timeslot info MBMS			
- 2 nd interleaving mode		Frame	
- TFCI coding		Reference to clause 6.10 "Parameter Set"	
- Puncturing limit		Reference to clause 6.10 "Parameter Set"	
- Downlink Timeslots and Codes			
- First individual timeslot info			
- Timeslot number			
- CHOICE <i>TDD option</i>		3.84 Mcps	
- Timeslot number		4	
- TFCI existence		TRUE	
- Midamble Shift and burst type			
- CHOICE <i>TDD option</i>		3.84 Mcps TDD	
- CHOICE Burst Type		MBSFN Burst Type	Rel-7
- no data			Rel-7
- CHOICE <i>TDD option</i>		3.84Mcps TDD	
- no data			
- First timeslot channelisation codes			
- CHOICE <i>codes representation</i>		Consecutive codes	
- First channelisation code		Reference clause 5.5.2 "Downlink physical channels code allocation for signalling"	
- Last channelisation code		Reference clause 5.5.2 "Downlink physical channels code allocation for signalling"	
- CHOICE <i>more timeslots</i>	A1	No more timeslots	
- no data			
- CHOICE <i>more timeslots</i>	A2	Timeslot list	
- Additional timeslot list			
- CHOICE <i>parameters</i>		Same as last	
- Timeslot number			
- CHOICE <i>TDD option</i>		3.84 Mcps	
- Timeslot number		11	
- Modulation		Reference to clause 6.10 "Parameter Set"	Rel-7

Condition	Explanation
A1	This IE is needed for RBs configured to use one timeslot. Refer to clause 6.10 "Parameter Set"
A2	This IE is needed for RBs configured to use two timeslots. Refer to clause 6.10 "Parameter Set"

Contents of MBMS COMMON P-T-M RB INFORMATION message: UM (1.28 Mcps)

Information Element	Condition	Value/remark	Version
Message type			Rel-6
RB information list		2 entries in the list	Rel-6
- RB identity			
- MBMS Common RB identity		14	
- PDCP info			
- Support for lossless SRNS relocation		Not Present	
- Max PDCP SN window size		Not Present	
- PDCP PDU header		absent	
- Header compression information		Not Present	
- RLC info			
- DL UM RLC LI size		15	
- DL Duplication Avoidance and Reordering info		Not Present	
- DL Out of sequence delivery info		Not Present	
- RB identity			
- MBMS Common RB identity		15	
- PDCP info			
- Support for lossless SRNS relocation		Not Present	
- Max PDCP SN window size		Not Present	
- PDCP PDU header		absent	
- Header compression information		Not Present	

Information Element	Condition	Value/remark	Version
- RLC info			
- DL UM RLC LI size		15	
- DL Duplication Avoidance and Reordering info		Not Present	
- DL Out of sequence delivery info		Not Present	
TrCh information for each TrCh		2 entries in the list	Rel-6
- Transport channel identity			
- MBMS Common TrCh identity		1	
- TFS			
- CHOICE <i>Transport channel type</i>		Common transport channels	
- Dynamic Transport Format Information			
- RLC Size		Reference to clause 6.11 "Parameter Set"	
- Number of TBs and TTI List		(This IE is repeated for each TFI)	
- Number of Transport blocks		Reference to clause 6.11 "Parameter Set"	
- CHOICE <i>mode</i>		TDD	
- Transmission Time Interval		Not Present	
- CHOICE <i>Logical Channel List</i>		ALL	
- no data			
- Semi-static Transport Format information			
- Transmission time interval		Reference to clause 6.11 "Parameter Set"	
- Type of channel coding		Turbo	
- Coding Rate		Not Present	
- Rate matching attribute		Reference to clause 6.11 "Parameter Set"	
- CRC size		Reference to clause 6.11 "Parameter Set"	
- Transport channel identity			
- MBMS Common TrCh identity		2	
- TFS			
- CHOICE <i>Transport channel type</i>		Common transport channels	
- Dynamic Transport Format Information			
- RLC Size		Reference to clause 6.11 "Parameter Set"	
- Number of TBs and TTI List		(This IE is repeated for each TFI)	
- Number of Transport blocks		Reference to clause 6.11 "Parameter Set"	
- CHOICE <i>mode</i>		TDD	
- Transmission Time Interval		Not Present	
- CHOICE <i>Logical Channel List</i>		ALL	
- no data			
- Semi-static Transport Format information			
- Transmission time interval		Reference to clause 6.11 "Parameter Set"	
- Type of channel coding		Turbo	
- Coding Rate		Not Present	
- Rate matching attribute		Reference to clause 6.11 "Parameter Set"	
- CRC size		Reference to clause 6.11 "Parameter Set"	
TrCh information for each CCTrCh		Not Present (Default TFCS applies for each CCTrCh)	Rel-6
PhyCh information		2 entries in list	Rel-6
- PhyCh identity			
- MBMS Common PhyCh identity		23	
- Secondary CCPCH info MBMS			
- CHOICE <i>mode</i>		1.28/3.84 Mcps TDD	
- Common timeslot info MBMS			
- 2 nd interleaving mode		Frame	
- TFCI coding		Reference to clause 6.11 "Parameter Set"	
- Puncturing limit		Reference to clause 6.11 "Parameter Set"	
- Downlink Timeslots and Codes			
- First individual timeslot info			
- Timeslot number			
- CHOICE <i>TDD option</i>		1.28 Mcps	
- Timeslot number		1	
- TFCI existence		TRUE	
- Midamble Shift and burst type			
- CHOICE <i>TDD option</i>		1.28 Mcps TDD	
- Midamble Allocation Mode		Common midamble	Rel-7
- Midamble configuration		2	Rel-7
- CHOICE <i>TDD option</i>		1.28Mcps TDD	

Information Element	Condition	Value/remark	Version
- Modulation		Reference to clause 6.11 "Parameter Set"	
- SS-TPC Symbols		1	
- Additional TPC-SS Symbols		Not Present	
- First timeslot channelisation codes			
- CHOICE <i>codes representation</i>		Consecutive codes	
- First channelisation code		Reference clause 5.5.2 "Downlink physical channels code allocation for signalling"	
- Last channelisation code		Reference clause 5.5.2 "Downlink physical channels code allocation for signalling"	
- CHOICE <i>more timeslots</i>	A1	No more timeslots	
- no data			
- CHOICE <i>more timeslots</i>	A2	Timeslot list	
- Additional timeslot list			
- CHOICE <i>parameters</i>		Same as last	
- Timeslot number			
- CHOICE <i>TDD option</i>		1.28 Mcps	
- Timeslot number		2	
- MBSFN Special Time Slot		TS7	Rel-7
- Modulation		Reference to clause 6.11 "Parameter Set"	Rel-7
- PhyCh identity			Rel-6
- MBMS Common PhyCh identity		27	
- Secondary CCPCH info MBMS			Rel-6
- CHOICE <i>mode</i>		1.28/3.84 Mcps TDD	
- Common timeslot info MBMS			
- 2 nd interleaving mode		Frame	
- TFCI coding		Reference to clause 6.11 "Parameter Set"	
- Puncturing limit		Reference to clause 6.11 "Parameter Set"	
- Downlink Timeslots and Codes			
- First individual timeslot info			
- Timeslot number			
- CHOICE <i>TDD option</i>		1.28 Mcps	
- Timeslot number		4	
- TFCI existence		TRUE	
- Midamble Shift and burst type			
- CHOICE <i>TDD option</i>		1.28 Mcps TDD	
- Midamble Allocation Mode		Common midamble	
- Midamble configuration		2	
- CHOICE <i>TDD option</i>		1.28Mcps TDD	
- Modulation		Reference to clause 6.11 "Parameter Set"	
- SS-TPC Symbols		1	
- Additional TPC-SS Symbols		Not Present	
- First timeslot channelisation codes			
- CHOICE <i>codes representation</i>		Consecutive codes	
- First channelisation code		Reference clause 5.5.2 "Downlink physical channels code allocation for signalling"	
- Last channelisation code		Reference clause 5.5.2 "Downlink physical channels code allocation for signalling"	
- CHOICE <i>more timeslots</i>	A1	No more timeslots	
- no data			
- CHOICE <i>more timeslots</i>	A2	Timeslot list	
- Additional timeslot list			
- CHOICE <i>parameters</i>		Same as last	
- Timeslot number			
- CHOICE <i>TDD option</i>		1.28 Mcps	
- Timeslot number		4	
- MBSFN Special Time Slot		TS7	Rel-7
- Modulation		Reference to clause 6.11 "Parameter Set"	Rel-7
LCR TDD MBSFN information		Not Present	Rel-7

Condition	Explanation
A1	This IE is needed for RBs configured to use one timeslot. Refer to clause 6.11 "Parameter Set"
A2	This IE is needed for RBs configured to use two timeslots. Refer to clause 6.11 "Parameter Set"

Contents of MBMS COMMON P-T-M RB INFORMATION message: UM (7.68 Mcps)

Information Element	Condition	Value/remark	Version
Message type			Rel-7
RB information list		2 entries in the list	Rel-7
- RB identity			
- MBMS Common RB identity		14	
- PDCP info			
- Support for lossless SRNS relocation		Not Present	
- Max PDCP SN window size		Not Present	
- PDCP PDU header		absent	
- Header compression information		Not Present	
- RLC info			
- DL UM RLC LI size		15	
- DL Duplication Avoidance and Reordering info		Not Present	
- DL Out of sequence delivery info		Not Present	
- RB identity			
- MBMS Common RB identity		15	
- PDCP info			
- Support for lossless SRNS relocation		Not Present	
- Max PDCP SN window size		Not Present	
- PDCP PDU header		absent	
- Header compression information		Not Present	

Information Element	Condition	Value/remark	Version
- RLC info			
- DL UM RLC LI size		15	
- DL Duplication Avoidance and Reordering info		Not Present	
- DL Out of sequence delivery info		Not Present	
TrCh information for each TrCh		2 entries in the list	Rel-7
- Transport channel identity			
- MBMS Common TrCh identity		1	
- TFS			
- CHOICE <i>Transport channel type</i>		Common transport channels	
- Dynamic Transport Format Information			
- RLC Size		Reference to clause 6.10 "Parameter Set"	
- Number of TBs and TTI List		(This IE is repeated for each TFI)	
- Number of Transport blocks		Reference to clause 6.10 "Parameter Set"	
- CHOICE <i>mode</i>		TDD	
- Transmission Time Interval		Not Present	
- CHOICE <i>Logical Channel List</i>		ALL	
- no data			
- Semi-static Transport Format information			
- Transmission time interval		Reference to clause 6.10 "Parameter Set"	
- Type of channel coding		Turbo	
- Coding Rate		Not Present	
- Rate matching attribute		Reference to clause 6.10 "Parameter Set"	
- CRC size		Reference to clause 6.10 "Parameter Set"	
- Transport channel identity			
- MBMS Common TrCh identity		2	
- TFS			
- CHOICE <i>Transport channel type</i>		Common transport channels	
- Dynamic Transport Format Information			
- RLC Size		Reference to clause 6.10 "Parameter Set"	
- Number of TBs and TTI List		(This IE is repeated for each TFI)	
- Number of Transport blocks		Reference to clause 6.10 "Parameter Set"	
- CHOICE <i>mode</i>		TDD	
- Transmission Time Interval		Not Present	
- CHOICE <i>Logical Channel List</i>		ALL	
- no data			
- Semi-static Transport Format information			
- Transmission time interval		Reference to clause 6.10 "Parameter Set"	
- Type of channel coding		Turbo	
- Coding Rate		Not Present	
- Rate matching attribute		Reference to clause 6.10 "Parameter Set"	
- CRC size		Reference to clause 6.10 "Parameter Set"	
TrCh information for each CCTrCh		Not Present (Default TFCS applies for each CCTrCh)	Rel-7
PhyCh information		2 entries in list	Rel-7
- PhyCh identity			
- MBMS Common PhyCh identity		23	
- Secondary CCPCH info MBMS			
- CHOICE <i>mode</i>		7.68 Mcps TDD	
- Common timeslot info MBMS			
- 2 nd interleaving mode		Frame	
- TFCI coding		Reference to clause 6.10 "Parameter Set"	
- Puncturing limit		Reference to clause 6.10 "Parameter Set"	
- Downlink Timeslots and Codes VHCR			
- First Individual timeslot info			
- Timeslot number			
- CHOICE <i>TDD option</i>		7.68 Mcps option	
Timeslot number		1	
- TFCI existence		TRUE	
- Midamble Shift and burst type			
- CHOICE <i>TDD option</i>		7.68 Mcps TDD	
- CHOICE <i>Burst Type</i>		MBSFN Burst Type	
- no data		Default	
- CHOICE <i>TDD option</i>		7.68Mcps TDD	

Information Element	Condition	Value/remark	Version
- no data			
- First timeslot channelisation codes VHCR			
- CHOICE <i>codes representation</i>		Consecutive codes	
- First channelisation code		Reference clause 5.5.2 "Downlink physical channels code allocation for signalling"	
- Last channelisation code		Reference clause 5.5.2 "Downlink physical channels code allocation for signalling"	
- CHOICE more timeslots	A1	No more timeslots	
- no data			
- CHOICE <i>more timeslots</i>	A2	Timeslot list	
- Additional timeslot list			
- CHOICE <i>parameters</i>		Same as last	
- Timeslot number			
- CHOICE <i>TDD option</i>		7.68 Mcps	
- Timeslot number		8	
- Modulation		Reference to clause 6.10 "Parameter Set"	
- PhyCh identity			
- MBMS Common PhyCh identity		27	
- Secondary CCPCH info MBMS			
- CHOICE <i>mode</i>		7.68 Mcps TDD	
- Common timeslot info MBMS			
- 2 nd interleaving mode		Frame	
- TFCI coding		Reference to clause 6.10 "Parameter Set"	
- Puncturing limit		Reference to clause 6.10 "Parameter Set"	
- Downlink Timeslots and Codes VHCR			
- First Individual timeslot info			
- Timeslot number			
- CHOICE <i>TDD option</i>		7.68 Mcps option	
- Timeslot number		4	
- TFCI existence		TRUE	
- Midamble Shift and burst type			
- CHOICE <i>TDD option</i>		7.68 Mcps TDD	
- CHOICE <i>Burst Type</i>		MBSFN Burst Type	
- no data		Default	
- CHOICE <i>TDD option</i>		7.68 Mcps TDD	
- no data			
- First timeslot channelisation codes VHCR			
- CHOICE <i>codes representation</i>		Consecutive codes	
- First channelisation code		Reference clause 5.5.2 "Downlink physical channels code allocation for signalling"	
- Last channelisation code		Reference clause 5.5.2 "Downlink physical channels code allocation for signalling"	
- CHOICE more timeslots	A1	No more timeslots	
- no data			
- CHOICE <i>more timeslots</i>	A2	Timeslot list	
- Additional timeslot list			
- CHOICE <i>parameters</i>		Same as last	
- Timeslot number			
- CHOICE <i>TDD option</i>		7.68 Mcps	
- Timeslot number		11	
- Modulation		Reference to clause 6.10 "Parameter Set"	

Condition	Explanation
A1	This IE is needed for RBs configured to use one timeslot. Refer to clause 6.10 "Parameter Set"
A2	This IE is needed for RBs configured to use two timeslots. Refer to clause 6.10 "Parameter Set"

Contents of MBMS GENERAL INFORMATION message: UM (3.84 Mcps TDD IMB)

Information Element	Condition	Value/remark	Version
---------------------	-----------	--------------	---------

Message type			Rel-6
MBMS preferred frequency information		Not Present	Rel-6
MBMS timers and counters			Rel-6
- T318		Not Present (MD)	Rel-6
MICH configuration information			Rel-6
- MICH Power offset		-5dB	Rel-6
- CHOICE Mode		3.84 Mcps TDD MBSFN IMB	Rel-6
- Channelisation code		Reference to clause 5.5.2.1 "Downlink physical channels code allocation for signalling (3.84 Mcps TDD IMB)"	Rel-6
- Number of NI per frame		18	Rel-6
- STTD indicator		FALSE	Rel-6
Cell group identity		'000000000001' (cells with mid range UARFCN)	Rel-6
Default MSCH configuration information		Not Present	Rel-6
Indicate changes in MBMS Selected Services		Not Present (MD-default value = FALSE)	Rel-6
MBSFN inter frequency neighbour list			
MBSFN inter frequency neighbour list			Rel-7
>MBSFN frequency			Rel-7
>>CHOICE mode		TDD	Rel-7
>>>UARFCN (Nt)	A1	Refer to clause 5.1 "Test frequencies" for frequency "f2"	Rel-7
>>>UARFCN (Nt)	A2	Refer to clause 5.1 "Test frequencies" for frequency "f1"	Rel-7
>IMB indication		TRUE	Rel-8
>CHOICE MBSFN services notification		MBSFN services notified	Rel-7
>> no data			

Condition	Explanation
A1	This IE is needed for cells on frequency "f1" (by default Cell 31)
A2	This IE is needed for cells on frequency "f2" (by default Cell 33)

Contents of MBMS CURRENT CELL P-T-M RB INFORMATION message: UM

Information Element	Condition	Value/remark	Version
Message type	A1, A2, A3		Rel-6
S-CCPCH list	A1	Not Present	Rel-6
S-CCPCH list	A2	Contains 1 S-CCPCH	Rel-6
S-CCPCH list	A3	Contains 2 S-CCPCH	Rel-6
- S-CCPCH identity		Not Present	
- Secondary CCPCH info	A2, A3	23	
- MBMS Soft Combining Timing Offset		Not Present	
- TrCh information common for all TrCh		Not Present (MD)	
- TrCH information list	A2, A3		
- TrCh information		1	
- RB information list			
- RB information			
- RB information		14	
- MBMS short transmission ID		Reference to the service which is being provided on this RB. See Note 1.	
- MBMS logical channel identity		1	
- L1 combining status		Not Present	
- MSCH configuration information		Not Present	
- S-CCPCH identity		Not Present	
- Secondary CCPCH info	A3	27	
- MBMS Soft Combining Timing Offset		Not Present	
- TrCh information common for all TrCh		Not Present (MD)	
- TrCH information list	A3		
- TrCh information		2	
- RB information list			
- RB information			
- RB information		15	
- MBMS short transmission ID		Reference to the service which is being provided on this RB. See Note 1.	
- MBMS logical channel identity		2	
- L1 combining status		Not Present	
- MSCH configuration information		Not Present	
S-CCPCH in SIB type 5		Not Present	Rel-6
MBSFN TDM Info List		Not Present	Rel-7

Condition	Explanation
A1	No services ongoing or starting
A2	1 service ongoing or starting
A3	2 services ongoing or starting

NOTE 1: MBMS short transmission ID is an index to a service in a list of services. The list is compiled by concatenating, in the following order, the lists of services from the MBMS MODIFIED SERVICES INFORMATION message and the MBMS UNMODIFIED SERVICES INFORMATION messages transmitted in the same modification period as this message.

9.1.4 Default Message Contents for WLAN interworking

Contents of Router Advertisement message:

Information Element	Condition	Value/remark	Version
Type		'10000110'B	
Code		'00000000'B	
Checksum		Set by SS	
Cur Hop Limit		'00000000'B	
M		Set by the SS	
O		Set by the SS	
H		'0'B	

Information Element	Condition	Value/remark	Version
Prf		Set by the SS	
Prf		Set by the SS	
P		Set by the SS	
Reserved		'00000'B	
Router Lifetime		Set by the SS	
Reachable Time		Set by the SS	
Retrans Timer		Set by the SS	
type		'0000011'B	
Length		'00000100'B	
Prefix length		Set by the SS	
L		'1'B	
A		Set by the SS	
Valid Lifetime		Set by the SS	
Preferred Lifetime		Set by the SS	
Prefix		Set according to specific message content	

Contents of Binding Update message:

Information Element	Condition	Value/remark	Version
IPv4 Source Address	A1	UE IPv4 CoA (IPv4 address acquired by UE during network attachment)	
IPv4 Destination Address	A1	IPv4 of Home Agent discovered during preamble	
UDP header	A1		
Source Port	A1	Set by UE	
Destination port	A1	'0001000001011111'B	
IPv6 Source Address	A1, A2	IPv6 Home Address configured by the UE from Home Network Prefix assigned to UE during preamble	
IPv6 Source Address	A3	UE IPv6 CoA (IPv6 address acquired by the UE during network attachment)	
IPv6 Destination Address		IPv6 of Home Agent discovered during preamble	
Destination Header	A3	IPv6 Home Address configured by the UE from Home Network Prefix assigned to the UE during preamble	
Payload Proto		'00111011'B	
MH Type		'00000101'B (Binding Update message)	
Sequence Number		Any allowed value	
Lifetime		Any allowed non-zero value	
A		'1'B	
H		'1'B	
L		Not checked	
K		'1'B	
M		'0'B	
R		'1'B	
P		'0'B	
F		'0'B	
IPv4 Home Address option		Set according to specific message content	
Alternate Care-of Address Option		Set according to specific message content	

Condition	Explanation
A1	UE is in an IPv4 visited network (see RFC 5555)
A2	UE is in an IPv6 home network (see RFC 5555)
A3	UE is in an IPv6 visited network (see RFC 5555)

Contents of Binding Acknowledgement message:

Information Element	Condition	Value/remark	Version
IPv4 Source Address	A1	IPv4 Home Agent address	
IPv4 Destination Address	A1	Same value as UE IPv4 CoA in IP Source Address from Binding Update	
UDP header	A1		
Source Port	A1	'0001000001011111'B	
Destination port	A1	Same as Source port in Binding Update	
IPv6 Source Address		IPv6 Home Agent address	
IPv6 Destination Address	A3	Same value as UE IPv6 CoA in IP Source Address from Binding Update	
IPv6 Destination Address	A1, A2	IPv6 Home Address	
Routing Header	A3	Same value as UE IPv6 Home Address in Destination Header from Binding Update	
Payload Proto		'00111011'B	
MH Type		'00000110'B (Binding Acknowledgement message)	
Status		'00000000'B (Binding Update accepted)	
K		Set by the SS	
R		'1'B	
P		'0'B	
Sequence Number		Same value as that sent by the UE in the Binding Update	
Lifetime		'0000000010010110'B (10 min)	
IPv4 Address Acknowledgement option		Optional: field present if IPv4 Home Address option was included by the UE in Binding Update at Step 2. Set to the IPv4 Home Address allocated to the UE	
Binding Refresh Advice option		'0000000010010110'B (10 min)	

Condition	Explanation
A1	UE is in an IPv4 visited network (see RFC 5555)
A2	UE is in an IPv6 home network (see RFC 5555)
A3	UE is in an IPv6 visited network (see RFC 5555)

Contents of Binding Revocation Indication message:

Information Element	Condition	Value/remark	Version
IPv4 Source Address	A1	IPv4 Home Agent address	
IPv4 Destination Address	A1	Same value as UE IPv4 CoA in IP Source Address from Binding Update	
UDP header	A1		
Source Port	A1	'0001000001011111'B	
Destination port	A1	Same as Source port in Binding Update	
IPv6 Source Address		IPv6 Home Agent address	
IPv6 Destination Address	A2	Same value as UE IPv6 CoA in IP Source Address from Binding Update	
IPv6 Destination Address	A1	IPv6 Home Address	
Routing Header	A2	Same value as UE IPv6 Home Address in Destination Header from Binding Update	
B.R. Type		'00000001'B (B.R.I)	
Sequence Number		Set by the SS	
Revocation Trigger		'00000001'B	
P		'0'B	
G		'0'B	
V		'0'B	

Condition	Explanation
A1	UE is in an IPv4 visited network (see RFC 5555)
A2	UE is in an IPv6 visited network (see RFC 5555)

Contents of Binding Revocation Acknowledgement message:

Information Element	Condition	Value/remark	Version
IPv4 Source Address	A1	UE IPv4 CoA (IPv4 address acquired by UE during network attachment)	
IPv4 Destination Address	A1	IPv4 of Home Agent discovered during preamble	
UDP header	A1		
Source Port	A1	Set by UE	
Destination port	A1	'0001000001011111'B	
IPv6 Source Address	A1	IPv6 Home Address configured by the UE from Home Network Prefix assigned to UE during preamble	
IPv6 Source Address	A2	UE IPv6 CoA (IPv6 address acquired by the UE during network attachment)	
IPv6 Destination Address		IPv6 of Home Agent discovered during preamble	
Destination Header	A2	IPv6 Home Address configured by the UE from Home Network Prefix assigned to the UE during preamble	
B.R. Type		'00000010'B (B.R.A)	
Sequence Number		Same value as Sequence Number sent by the SS in Binding Revocation Indication message	
Status		'00000000'B (Success)	
P		'0'B	
G		'0'B	
V		'0'B	

Condition	Explanation
A1	UE is in an IPv4 visited network (see RFC 5555)
A2	UE is in an IPv6 visited network (see RFC 5555)

9.2 Default Message Contents for RF

This clause contains the default values of common messages for RF test. The parameters of the UL/DL reference measurement channel 12.2 kbps, the DL reference measurement channel for BTFD, UE test loop mode 1 without Dummy DCCH transmission and UE test loop mode 2 with Dummy DCCH transmission are set to default message contents.

9.2.1 Default Message Contents for RF (FDD)

Contents of Activate RB Test Mode message

Information Element	Value/remark
Protocol discriminator	F (Length 1/2)
Skip indicator	0 (Length 1/2)
Message Type	44h

Contents of Close UE Test Loop message (UE test loop mode 1 without Dummy DCCH transmission)

Information Element	Value/remark
Protocol discriminator	F (Length 1/2)
Skip indicator	0 (Length 1/2)
Message Type	40h
UE test loop mode	00h
UE test loop mode 1 LB setup	03h 00h F4h 0Ah

Contents of Close UE Test Loop message (UE test loop mode 2 without Dummy DCCH transmission)

Information Element	Value/remark
Protocol discriminator	F (Length 1/2)
Skip indicator	0 (Length 1/2)
Message Type	40h
UE test loop mode	01h

Contents of Open UE Test Loop message

Information Element	Value/remark
Protocol discriminator	F (Length 1/2)
Skip indicator	0 (Length 1/2)
Message Type	42h

Contents of MBMS COMMON P-T-M RB INFORMATION message: UM

Information Element	Value/remark	Version
Message type		Rel-6
RB information list	One entry in the list	Rel-6
- RB identity	14	Rel-6
- PDCP info		
- Support for lossless SRNS relocation	Not Present	
- PDCP PDU header	Absent	
- Header compression information	Not Present	
- RLC info		
- DL UM RLC LI size	Selected with DL UM RLC data size	
- DL Duplication Avoidance and Reordering info	Not Present	
TrCh information for each TrCh	One entry in the list	Rel-6
- Transport channel identity	17	Rel-6
- TFS		
- CHOICE <i>Transport channel type</i>	Common transport channels	
- Dynamic Transport format information		
- RLC Size	Reference to TS34.121 [2] Annex C.12 DL reference parameters or as specified within test case in TS34.121 [2].	
- Number of TBs List	(This IE is repeated for TFI number.)	
- Transmission Time Interval	Not Present	
- Number of Transport blocks	Reference to TS34.121 [2] Annex C.12 DL reference parameters or as specified within test case in TS34.121 [2].	
- CHOICE <i>Logical channel list</i>	All	
- Semi-static Transport Format information		
- Transmission time interval	Reference to TS34.121 [2] Annex C.12 DL reference parameters or as specified within test case in TS34.121 [2].	
- Type of channel coding	Reference to TS34.121 [2] Annex C.12 DL reference parameters or as specified within test case in TS34.121 [2].	
- Coding Rate	Reference to TS34.121 [2] Annex C.12 DL reference parameters or as specified within test case in TS34.121 [2].	
- Rate matching attribute	Reference to TS34.121 [2] Annex C.12 DL reference parameters or as specified within test case in TS34.121 [2].	
- CRC size	Reference to TS34.121 [2] Annex C.12 DL reference parameters or as specified within test case in TS34.121 [2].	
TrCh information for each CCTrCh	One entry in the list	Rel-6
- CCTrCH identity	1	Rel-6
- TFCS		
- CHOICE <i>TFCI signalling</i>	Normal	
- TFCI Field 1 information		
- CHOICE <i>TFCS representation</i>	Complete reconfiguration	
- TFCS complete reconfiguration information		
- CHOICE CTFC Size	Number of bits used must be enough to cover all combinations of CTFC from TS34.121 [2] Annex C.12 parameter set or as specified within test case in TS34.121 [2].	
- CTFC information	This IE is repeated for number of CTFCs from TS34.121 [2] Annex C.12	

Information Element	Value/remark	Version
	parameter set or as specified within test case in TS34.121 [2].	
- CTFC	Reference to TS34.121 [2] Annex C.12 parameter set or as specified within test case in TS34.121 [2].	
- Power offset information	Not Present	
PhyCh information	One entry in list	Rel-6
- PhyCh identity	13	Rel-6
- Secondary CCPCH info MBMS		
- CHOICE <i>mode</i>	FDD	
- Secondary scrambling code	Not Present	
- STTD indicator	FALSE	
- Spreading factor	Reference to TS34.121 [2] Annex C.12 DL reference parameters.	
- Code number	Reference to TS34.121 [2] Annex E.6.4 "Downlink physical channels code allocation for MBMS test cases"	
- Timing Offset	Not Present Absence of this IE is equivalent to default value 0.	

Contents of PAGING TYPE 1 message: TM (CS)

Information Element	Value/remark
Message Type	
Paging record list	
-Paging record	
- CHOICE Used paging identity	CN identity
- Paging cause	Terminating Streaming Call
- CN domain identity	CS domain
- CHOICE UE identity	
- IMSI (GSM-MAP)	Set to the same octet string as in the IMSI stored in the USIM card
BCCH modification info	Not Present

Contents of PAGING TYPE 1 message: TM (PS)

Information Element	Value/remark
Message Type	
Paging record list	
-Paging record	
- CHOICE Used paging identity	CN identity
- Paging cause	Terminating Interactive Call
- CN domain identity	PS domain
- CHOICE UE identity	
- IMSI (GSM-MAP)	Set to the same octet string as in the IMSI stored in the USIM card
BCCH modification info	Not Present

Contents of PAGING TYPE 2 message: TM (PS)

Information Element	Value/remark
Message Type	
RRC transaction identifier	Arbitrarily selects one integer between 0 to 3
Integrity check info	
- message authentication code	SS calculates the value of MAC-I for this message and writes to this IE. The first/ leftmost bit of the bit string contains the most significant bit of the MAC-I.
- RRC message sequence number	SS provides the value of this IE, from its internal counter.
- Paging cause	Terminating Interactive Call
- CN domain identity	PS domain
- Paging record type identifier	TMSI(GSM-MAP)/P-TMSI

Contents of RADIO BEARER SETUP message: AM or UM (Test Loop Mode1)

Information Element	Condition	Value/remark	Version	Index
Message Type	A1, A3, A4, A5, A6, A7, A8, A9			RBST-001
RRC transaction identifier		Arbitrarily selects an integer between 0 and 3		RBST-002
Integrity check info				RBST-003
- message authentication code		SS calculates the value of MAC-I for this message and writes to this IE. The first/ leftmost bit of the bit string contains the most significant bit of the MAC-I.		RBST-004
- RRC message sequence number		SS provides the value of this IE, from its internal counter.		RBST-005
Integrity protection mode info		Not Present		RBST-006
Ciphering mode info		Not Present		RBST-007
Activation time		$(256+CFN-(CFN \text{ MOD } 8 + 8)) \text{ MOD } 256$		RBST-008
New U-RNTI		Not Present		RBST-009
New C-RNTI		Not Present		RBST-010
New DSCH-RNTI		Not Present	R99 and Rel-4 only	RBST-011
New H-RNTI		Not Present	Rel-5	RBST-012
New Primary E-RNTI		Not Present	Rel-6	RBST-013
New Secondary E-RNTI		Not Present	Rel-6	RBST-014
RRC State indicator		CELL_DCH		RBST-015
UTRAN DRX cycle length coefficient		Not Present		RBST-016
CN information info		Not Present		RBST-017
URA identity		Not Present		RBST-018
CHOICE specification mode		Complete specification	Rel-6	RBST-019
- Signalling RB information to setup		Not Present		RBST-020
- RAB information for setup list	A1, A3, A4, A5			RBST-021
- RAB information for setup				RBST-022
- RAB info		0000 0001B		RBST-023
- RAB identity		The first/ leftmost bit of the bit string contains the most significant bit of the RAB identity.		RBST-024
- CN domain identity		CS domain		RBST-025
- NAS Synchronization Indicator		Not Present		RBST-026
- Re-establishment timer		UseT314		RBST-027
- RB information to setup list				RBST-028
- RB information to setup				RBST-029
				RBST-030
- RAB information for setup list	A6, A7, A8, A9			RBST-031
- RAB information for setup				RBST-032
- RAB info		0000 0101B		RBST-033
- RAB identity		The first/ leftmost bit of the bit string contains the most significant bit of the RAB identity.		RBST-034
- CN domain identity		PS domain		RBST-035
- NAS Synchronization Indicator		Not Present		RBST-036
- Re-establishment timer		UseT315		RBST-037
- RB information to setup list				RBST-038
- RB information to setup				RBST-039
				RBST-040
- RB identity	A1	10		RBST-041
- PDCP info		Not Present		RBST-042
- CHOICE RLC info type		RLC info		RBST-043
- CHOICE Uplink RLC mode		TM RLC		RBST-044
- Transmission RLC discard		Not Present		RBST-045
- Segmentation indication		FALSE		RBST-046
- CHOICE Downlink RLC mode		TM RLC		RBST-047
- Segmentation indication		FALSE		RBST-048
- One sided RLC re-establishment		FALSE	Rel-5	RBST-049
- RB mapping info				RBST-050
- Information for each multiplexing				RBST-051

Information Element	Condition	Value/remark	Version	Index
option				
- RLC logical channel mapping indicator		Not Present		RBST-052
- Number of uplink RLC logical channels		1		RBST-053
- Uplink transport channel type		DCH		RBST-054
- UL Transport channel identity		1		RBST-055
- Logical channel identity		Not Present		RBST-056
- CHOICE RLC size list		Configured		RBST-057
- MAC logical channel priority		7		RBST-058
- Downlink RLC logical channel info				RBST-059
- Number of downlink RLC logical channels		1		RBST-060
- Downlink transport channel type		DCH		RBST-061
- DL DCH Transport channel identity		6		RBST-062
- DL DSCH Transport channel identity		Not Present		RBST-063
- Logical channel identity		Not Present		RBST-064
- RB identity	A3, A4, A5	10		RBST-065
- PDCP info		Not Present		RBST-066
- CHOICE RLC info type		RLC info		RBST-067
- CHOICE Uplink RLC mode		AM RLC		RBST-068
- Transmission RLC discard				RBST-069
- CHOICE SDU discard mode		No Discard		RBST-070
- MAX_DAT		15		RBST-071
- Transmission window size		Selected with Total RLC AM Buffer Size		RBST-072
- Timer_RST		500		RBST-073
- Max_RST		4		RBST-074
- Polling info				RBST-075
- Timer_poll_prohibit		400		RBST-076
- Timer_poll		400		RBST-077
- Poll_PDU		Not Present		RBST-078
- Poll_SDU		1		RBST-079
- Last transmission PDU poll		TRUE		RBST-080
- Last retransmission PDU poll		TRUE		RBST-081
- Poll_Windows		99		RBST-082
- Timer_poll_periodic		Not Present		RBST-083
- CHOICE Downlink RLC mode		AM RLC		RBST-084
- DL RLC PDU size	A3	1280 bits	Rel-5	RBST-085
- DL RLC PDU size	A4	2880 bits	Rel-5	RBST-086
- DL RLC PDU size	A5	3840 bits	Rel-5	RBST-087
- In-sequence delivery	A3, A4, A5	TRUE		RBST-088
- Receiving window size		Selected with Total RLC AM Buffer Size		RBST-089
- Downlink RLC status info				RBST-090
- Timer_status_prohibit		330		RBST-091
- Timer_EPC		Not Present		RBST-092
- Missing PDU indicator		TRUE		RBST-093
- Timer_STATUS_periodic		Not Present		RBST-094
- One sided RLC re-establishment		FALSE		RBST-095
- RB mapping info			Rel-5	RBST-096
- Information for each multiplexing option				RBST-097
- RLC logical channel mapping indicator		Not Present		RBST-098
- Number of uplink RLC logical channels		1		RBST-099
- Uplink transport channel type		DCH		RBST-100
- UL Transport channel identity		1		RBST-101
- Logical channel identity		Not Present		RBST-102
- CHOICE RLC size list		Configured		RBST-103
- MAC logical channel priority		7		RBST-104
- Downlink RLC logical channel info				RBST-105
- Number of downlink RLC logical channels		1		RBST-106
- Downlink transport channel type		DCH		RBST-107
- DL DCH Transport channel identity		6		RBST-108

Information Element	Condition	Value/remark	Version	Index
identity - DL DSCH Transport channel		Not Present		RBST-109
identity - Logical channel identity		Not Present		RBST-110
- RB identity - PDCP info - CHOICE RLC info type - CHOICE Uplink RLC mode - Transmission RLC discard - CHOICE SDU discard mode - MAX_DAT - Transmission window size - Timer_RST - Max_RST - Polling info - Timer_poll_prohibit - Timer_poll - Poll_PDU - Poll_SDU - Last transmission PDU poll - Last retransmission PDU poll - Poll_Windows - Timer_poll_periodic - CHOICE Downlink RLC mode	A6, A7, A8, A9	20 Not present RLC info AM RLC No Discard 15 Selected with Total RLC AM Buffer Size 500 4 400 400 Not Present 1 TRUE TRUE 99 Not Present AM RLC		RBST-111 RBST-112 RBST-113 RBST-114 RBST-115 RBST-116 RBST-117 RBST-118 RBST-119 RBST-120 RBST-121 RBST-122 RBST-123 RBST-124 RBST-125 RBST-126 RBST-127 RBST-128 RBST-129 RBST-130
- DL RLC PDU size - DL RLC PDU size - DL RLC PDU size - DL RLC PDU size	A6 A7 A8 A9	1280 bits 2880 bits 3840 bits 336 bits	Rel-5 Rel-5 Rel-5 Rel-5	RBST-131 RBST-132 RBST-133 RBST-134
- In-sequence delivery - Receiving window size - Downlink RLC status info - Timer_status_prohibit - Timer_EPC - Missing PDU indicator - Timer_STATUS_periodic - One sided RLC re-establishment - RB mapping info - Information for each multiplexing option - RLC logical channel mapping indicator - Number of uplink RLC logical channels - Uplink transport channel type - UL Transport channel identity - Logical channel identity - CHOICE RLC size list - MAC logical channel priority - Downlink RLC logical channel info - Number of downlink RLC logical channels - Downlink transport channel type - DL DCH Transport channel identity - DL DSCH Transport channel identity - Logical channel identity - RLC logical channel mapping indicator - Number of uplink RLC logical channels - Uplink transport channel type - UL Transport channel identity - Logical channel identity - CHOICE RLC size list	A6, A7, A8, A9	TRUE Selected with Total RLC AM Buffer Size 330 Not Present TRUE Not Present FALSE 2 RBMuxOptions Not Present 1 DCH 1 Not Present Configured 8 1 DCH 6 Not Present Not Present 1 RACH Not Present 7 Explicit list	Rel-5	RBST-135 RBST-136 RBST-137 RBST-138 RBST-139 RBST-140 RBST-141 RBST-142 RBST-143 RBST-144 RBST-145 RBST-146 RBST-147 RBST-148 RBST-149 RBST-150 RBST-151 RBST-152 RBST-153 RBST-154 RBST-155 RBST-156 RBST-157 RBST-158 RBST-159 RBST-160 RBST-161 RBST-162 RBST-163

Information Element	Condition	Value/remark	Version	Index
- RLC size index - MAC logical channel priority - Downlink RLC logical channel info - Number of downlink RLC logical channels - Downlink transport channel type - DL DCH Transport channel identity - DL DSCH Transport channel identity - Logical channel identity		Reference to clause 6 Parameter Set 8 1 FACH Not Present Not Present 7		RBST-164 RBST-165 RBST-166 RBST-167 RBST-168 RBST-169 RBST-170 RBST-171
RB information to reconfigure list	A1, A3, A4, A5, A6, A7, A8, A9	Not Present	Rel-6	RBST-172
RB information to be affected list Downlink counter synchronization info PDCP ROHC target mode UL Transport channel information for all transport channels - PRACH TFCS - CHOICE mode - TFC subset - UL DCH TFCS - CHOICE TFCI signalling - TFCI Field 1 information - CHOICE TFCS representation - TFCS complete reconfigure information - CHOICE CTFC Size - CTFC information - 2bit CTFC - Power offset Information - CHOICE Gain Factors - Reference TFC ID - CHOICE mode - Power offset P_{p-m} - 2bit CTFC - Power offset Information - CHOICE Gain Factors - Reference TFC ID - CHOICE mode - Power offset P_{p-m} - 2bit CTFC - Power offset Information - CHOICE Gain Factors - Reference TFC ID - CHOICE mode - Power offset P_{p-m} - 2bit CTFC - Power offset Information - CHOICE Gain Factors - CHOICE mode - Gain factor β_c - Gain factor β_d - Reference TFC ID - CHOICE mode - Power offset P_{p-m} Deleted UL TrCH information list		Not Present Not Present Not Present Not Present FDD Not Present Normal Complete reconfiguration 2 bit CTFC 4 TFCs 0 Computed Gain Factors 0 FDD Not Present 2 Computed Gain Factors 0 FDD Not Present 1 Computed Gain Factors 0 FDD Not Present 3 Signalled Gain Factors FDD 8 15 0 FDD Not Present	Rel-5	RBST-173 RBST-174 RBST-175 RBST-176 RBST-177 RBST-178 RBST-179 RBST-180 RBST-181 RBST-182 RBST-183 RBST-184 RBST-185 RBST-186 RBST-187 RBST-188 RBST-189 RBST-190 RBST-191 RBST-192 RBST-193 RBST-194 RBST-195 RBST-196 RBST-197 RBST-198 RBST-199 RBST-200 RBST-201 RBST-202 RBST-203 RBST-204 RBST-205 RBST-206 RBST-207 RBST-208 RBST-209 RBST-210 RBST-211 RBST-212 RBST-213 RBST-214
Added or Reconfigured TrCH information list - Added or Reconfigured UL TrCH information - Uplink transport channel type - UL Transport channel identity - TFS - CHOICE Transport channel type	A1	1 DCH 1 Dedicated transport channels		RBST-215 RBST-216 RBST-217 RBST-218 RBST-219 RBST-220

Information Element	Condition	Value/remark	Version	Index
- Dynamic Transport Format Information				RBST-221
- RLC size		244 bits		RBST-222
- Number of TBs and TTI List		2		RBST-223
- Transmission Time Interval		Not Present		RBST-224
- Number of Transport blocks		0		RBST-225
- Transmission Time Interval		Not Present		RBST-226
- Number of Transport blocks		1		RBST-227
- CHOICE Logical channel List		ALL		RBST-228
- Semi-static Transport Format Information				RBST-229
- Transmission time interval		20		RBST-230
- Type of channel coding		Convolutional		RBST-231
- Coding Rate		1/3		RBST-232
- Rate matching attribute		256		RBST-233
- CRC size		16		RBST-234
Added or Reconfigured TrCH information list	A3, A4, A5, A6, A7, A8, A9	1		RBST-235
- Added or Reconfigured UL TrCH information				RBST-236
- Uplink transport channel type		DCH		RBST-237
- UL Transport channel identity		1		RBST-238
- TFS				RBST-239
- CHOICE Transport channel type		Dedicated transport channels		RBST-240
- Dynamic Transport Format Information				RBST-241
- RLC size		240 bits		RBST-242
- Number of TBs and TTI List		2		RBST-243
- Transmission Time Interval		Not Present		RBST-244
- Number of Transport blocks		0		RBST-245
- Transmission Time Interval		Not Present		RBST-246
- Number of Transport blocks		1		RBST-247
- CHOICE Logical channel List		ALL		RBST-248
- Semi-static Transport Format Information				RBST-249
- Transmission time interval		20		RBST-250
- Type of channel coding		Convolutional		RBST-251
- Coding Rate		1/3		RBST-252
- Rate matching attribute		256		RBST-253
- CRC size		16		RBST-254
CHOICE mode	A1, A3, A4, A5, A6, A7, A8	Not Present		RBST-255
DL Transport channel information common for all transport channel				RBST-256
- SCCPCH TFCS		Not Present		RBST-257
- CHOICE mode		FDD		RBST-258
- CHOICE DL parameters		Same as UL		RBST-259
Deleted DL TrCH information list		Not Present		RBST-260
CHOICE mode	A9	Not Present		RBST-261
DL Transport channel information common for all transport channel				RBST-262
- SCCPCH TFCS		Not Present		RBST-263
- CHOICE mode		FDD		RBST-264
- CHOICE DL parameters		DL DCH TFCS		RBST-265
- DL DCH TFCS				RBST-266
- CHOICE TFCS signalling		Normal		RBST-267
- TFCS Field 1 information				RBST-268
- CHOICE TFCS representation		Complete reconfiguration		RBST-269
- TFCS complete reconfigure information				RBST-270
- CHOICE CTFC Size		4 bit CTFC		RBST-271
- CTFC information		6 TFCs		RBST-272
- 4bit CTFC		0		RBST-273
- Power offset Information				RBST-274
- CHOICE Gain Factors		Computed Gain Factors		RBST-275

Information Element	Condition	Value/remark	Version	Index
- Reference TFC ID		0		RBST-276
- CHOICE mode		FDD		RBST-277
- Power offset Pp-m		Not Present		RBST-278
- 4bit CTFC		3		RBST-279
- Power offset Information				RBST-280
- CHOICE Gain Factors		Computed Gain Factors		RBST-281
- Reference TFC ID		0		RBST-282
- CHOICE mode		FDD		RBST-283
- Power offset Pp-m		Not Present		RBST-284
- 4bit CTFC		1		RBST-285
- Power offset Information				RBST-286
- CHOICE Gain Factors		Computed Gain Factors		RBST-287
- Reference TFC ID		0		RBST-288
- CHOICE mode		FDD		RBST-289
- Power offset Pp-m		Not Present		RBST-290
- 4bit CTFC		4		RBST-291
- Power offset Information				RBST-292
- CHOICE Gain Factors		Computed Gain Factors		RBST-293
- Reference TFC ID		0		RBST-294
- CHOICE mode		FDD		RBST-295
- Power offset Pp-m		Not Present		RBST-296
- 4bit CTFC		2		RBST-297
- Power offset Information				RBST-298
- CHOICE Gain Factors		Computed Gain Factors		RBST-299
- Reference TFC ID		0		RBST-300
- CHOICE mode		FDD		RBST-301
- Power offset Pp-m		Not Present		RBST-302
- 4bit CTFC		5		RBST-303
- Power offset Information				RBST-304
- CHOICE Gain Factors		Signalled Gain Factors		RBST-305
- CHOICE mode		FDD		RBST-306
- Gain factor β_c		8		RBST-307
- Gain factor β_d		15		RBST-308
- Reference TFC ID		0		RBST-309
- CHOICE mode		FDD		RBST-310
- Power offset Pp-m		Not Present		RBST-311
Deleted DL TrCH information list		Not Present		RBST-312
Added or Reconfigured TrCH information list	A1	1		RBST-313
- Added or Reconfigured DL TrCH information				RBST-314
- Downlink transport channel type		DCH		RBST-315
- DL Transport channel identity		6		RBST-316
- CHOICE DL parameters		Same as UL		RBST-317
- Uplink transport channel type		DCH		RBST-318
- UL TrCH identity		1		RBST-319
- DCH quality target				RBST-320
- BLER Quality value		-20 (-2.0)		RBST-321
Added or Reconfigured TrCH information list	A3, A6	1		RBST-322
- Added or Reconfigured DL TrCH information				RBST-323
- Downlink transport channel type		DCH		RBST-324
- DL Transport channel identity		6		RBST-325
- CHOICE DL parameters		Explicit		RBST-326
- TFS				RBST-327
- CHOICE Transport channel type		Dedicated transport channels		RBST-328
- Dynamic transport format information				RBST-329
- RLC Size		1280 bits		RBST-330
- Number of TBs and TTI List		2		RBST-331
- Transmission Time Interval		Not Present		RBST-332
- Number of Transport blocks		0		RBST-333
- Transmission Time Interval		Not Present		RBST-334
- Number of Transport blocks		1		RBST-335
- CHOICE Logical channel list		ALL		RBST-336
- Semi-static Transport Format				RBST-337

Information Element	Condition	Value/remark	Version	Index
information - Transmission time interval - Type of channel coding - Rate matching attribute - CRC size - DCH quality target - BLER Quality value		20 Turbo 256 16 -20 (-2.0)		RBST-338 RBST-339 RBST-340 RBST-341 RBST-342 RBST-343
Added or Reconfigured TrCH information list - Added or Reconfigured DL TrCH information - Downlink transport channel type - DL Transport channel identity - CHOICE DL parameters - TFS - CHOICE Transport channel type - Dynamic transport format information - RLC Size - Number of TBs and TTI List - Transmission Time Interval - Number of Transport blocks - Transmission Time Interval - Number of Transport blocks - CHOICE Logical channel list - Semi-static Transport Format information - Transmission time interval - Type of channel coding - Rate matching attribute - CRC size - DCH quality target - BLER Quality value	A4, A7	1 DCH 6 Explicit Dedicated transport channels 2880 bits 2 Not Present 0 Not Present 1 ALL 20 Turbo 256 16 -20 (-2.0)		RBST-344 RBST-345 RBST-346 RBST-347 RBST-348 RBST-349 RBST-350 RBST-351 RBST-352 RBST-353 RBST-354 RBST-355 RBST-356 RBST-357 RBST-358 RBST-359 RBST-360 RBST-361 RBST-362 RBST-363 RBST-364 RBST-365
Added or Reconfigured TrCH information list - Added or Reconfigured DL TrCH information - Downlink transport channel type - DL Transport channel identity - CHOICE DL parameters - TFS - CHOICE Transport channel type - Dynamic transport format information - RLC Size - Number of TBs and TTI List - Transmission Time Interval - Number of Transport blocks - Transmission Time Interval - Number of Transport blocks - CHOICE Logical channel list - Semi-static Transport Format information - Transmission time interval - Type of channel coding - Rate matching attribute - CRC size - DCH quality target - BLER Quality value	A5, A8	1 DCH 6 Explicit Dedicated transport channels 3840 bits 2 Not Present 0 Not Present 1 ALL 10 Turbo 256 16 -20 (-2.0)		RBST-366 RBST-367 RBST-368 RBST-369 RBST-370 RBST-371 RBST-372 RBST-373 RBST-374 RBST-375 RBST-376 RBST-377 RBST-378 RBST-379 RBST-380 RBST-381 RBST-382 RBST-383 RBST-384 RBST-385 RBST-386 RBST-387
Added or Reconfigured TrCH information list - Added or Reconfigured DL TrCH information - Downlink transport channel type - DL Transport channel identity - CHOICE DL parameters - TFS	A9	1 DCH 6 Explicit		RBST-388 RBST-389 RBST-390 RBST-391 RBST-392 RBST-393

Information Element	Condition	Value/remark	Version	Index
<ul style="list-style-type: none"> - CHOICE Transport channel type - Dynamic transport format information - RLC Size - Number of TBs and TTI List - Transmission Time Interval - Number of Transport blocks - Transmission Time Interval - Number of Transport blocks - Transmission Time Interval - Number of Transport blocks - CHOICE Logical channel list - Semi-static Transport Format information - Transmission time interval - Type of channel coding - Rate matching attribute - CRC size - DCH quality target - BLER Quality value 		Dedicated transport channels 336 bits 3 Not Present 0 Not Present 1 Not Present 4 ALL 20 Turbo 143 16 -20 (-2.0)		RBST-394 RBST-395 RBST-396 RBST-397 RBST-398 RBST-399 RBST-400 RBST-401 RBST-402 RBST-403 RBST-404 RBST-405 RBST-406 RBST-407 RBST-408 RBST-409 RBST-410 RBST-411
Frequency info Multi-frequency Info DTX-DRX timing information DRX Information HS-SCCH less Information MIMO parameters Maximum allowed UL TX power CHOICE channel requirement Uplink DPCH info <ul style="list-style-type: none"> - Uplink DPCH power control info - CHOICE mode - DPCCH power offset - PC Preamble - SRB delay - Power Control Algorithm - TPC step size - Δ_{ACK} - Δ_{NACK} - Ack-Nack repetition factor - CHOICE mode - Scrambling code type - Scrambling code number - Number of DPDCH 	A1, A3, A4, A5, A6, A7, A8, A9	Not Present Not Present Not Present Not Present Not Present 33dBm Uplink DPCH info FDD -40 (-80dB) IE value will have no effect on the UE UL power when closed loop power control is active 1 frame 7 frames Algorithm1 0 (1dB) Not Present Not Present Not Present FDD Long 0 (0 to 16777215) 1	Rel-7 Rel-7 Rel-7 Rel-7 Rel-7 Rel-5 and earlier Rel-6 Rel-5 Rel-5 Rel-5	RBST-412 RBST-413 RBST-414 RBST-415 RBST-416 RBST-417 RBST-418 RBST-419 RBST-420 RBST-421 RBST-422 RBST-423 RBST-424 RBST-425 RBST-426 RBST-427 RBST-428 RBST-429 RBST-430 RBST-431 RBST-432 RBST-433 RBST-434
<ul style="list-style-type: none"> - spreading factor 	A1, A3, A4, A5, A6, A7, A8, A9	64		RBST-435
<ul style="list-style-type: none"> - TFCI existence - Number of FBI bit - Puncturing Limit CHOICE Mode <ul style="list-style-type: none"> - Downlink PDSCH information E-DCH Info Downlink HS-PDSCH Information Downlink information common for all radio links	A1, A3, A4, A5, A6, A7, A8, A9	TRUE Not Present(0) 1 FDD Not Present Not Present Not Present	R99 and Rel-4 only R99 and Rel-4 only Rel-6 Rel-5	RBST-436 RBST-437 RBST-438 RBST-439 RBST-440 RBST-441 RBST-442 RBST-443

Information Element	Condition	Value/remark	Version	Index
- Downlink DPCH info common for all RL				RBST-444
- Timing indicator		Maintain		RBST-445
- CFN-targetSFN frame offset		Not Present		RBST-446
- Downlink DPCH power control information				RBST-447
- CHOICE mode		FDD		RBST-448
- DPC mode		0 (single)		RBST-449
- CHOICE mode		FDD		RBST-450
- Power offset $P_{\text{Pilot-DPCH}}$		0		RBST-451
- DL rate matching restriction information		Not Present		RBST-452
- Spreading factor	A1	128		RBST-453
- Fixed or Flexible Position		Fixed		RBST-454
- TFCI existence		TRUE		RBST-455
- CHOICE SF		128		RBST-456
- Number of bits for Pilot bits		8		RBST-457
- Spreading factor	A3, A6, A9	32		RBST-458
- Fixed or Flexible Position		Fixed		RBST-459
- TFCI existence		TRUE		RBST-460
- CHOICE SF		32		RBST-461
- Spreading factor	A4, A7	16		RBST-462
- Fixed or Flexible Position		Fixed		RBST-463
- TFCI existence		TRUE		RBST-464
- CHOICE SF		16		RBST-465
- Spreading factor	A5, A8	8		RBST-466
- Fixed or Flexible Position		Fixed		RBST-467
- TFCI existence		TRUE		RBST-468
- CHOICE SF		8		RBST-469
- CHOICE mode	A1, A3, A4, A5, A6, A7, A8, A9	FDD		RBST-470
- DPCH compressed mode info		Not Present		RBST-471
- TX Diversity mode		None		RBST-472
- SSDT information		Not Present	R99 and Rel-4 only	RBST-473
- Default DPCH Offset Value		Not Present		RBST-474
- MAC-hs reset indicator		Not Present	Rel-5	RBST-475
Downlink information per radio link list				RBST-476
- Downlink information for each radio link				RBST-477
- CHOICE mode		FDD		RBST-478
- Primary CPICH info				RBST-479
- Primary scrambling code		Reference to clause 6.1 "Default settings (FDD)"		RBST-480
- PDSCH with SHO DCH info		Not Present	R99 and Rel-4 only	RBST-481
- PDSCH code mapping		Not Present	only R99 and Rel-4 only	RBST-482
- Serving HS-DSCH radio link indicator		FALSE	Rel-5	RBST-483
- Downlink DPCH info for each RL				RBST-484
- CHOICE mode		FDD		RBST-485
- Primary CPICH usage for channel estimation		Primary CPICH may be used		RBST-486
- DPCH frame offset		Set to value Default DPCH Offset Value (as currently stored in SS) mod 38 400		RBST-487
- Secondary CPICH info		Not Present		RBST-488
- DL channelisation code				RBST-489
- Secondary scrambling code		Not Present		RBST-490
- Spreading factor	A1	128		RBST-491
- Code number		96		RBST-492
- Spreading factor	A3, A6, A9	32		RBST-493
- Code number		24		RBST-494
- Spreading factor	A4, A7	16		RBST-495

Information Element	Condition	Value/remark	Version	Index
- Code number		12		RBST-496
- Spreading factor	A5, A8	8		RBST-497
- Code number		6		RBST-498
- Scrambling code change	A1, A3, A4, A5, A6, A7, A8, A9	No change		RBST-499
- TPC combination index		0	R99 and Rel-4 only	RBST-500
- SSTD Cell Identity		Not Present		RBST-501
- Closed loop timing adjustment mode		Not Present		RBST-502
- SCCPCH information for FACH		Not Present	R99 and Rel-4 only	RBST-503
MBMS PL Service Restriction Information		Not Present	Rel-6	RBST-504

Condition	Explanation	Version
A1	This IE is needed for "UE supports CS RAB for Test Loop Mode1 RMC 12.2/12.2 (TM)"	
A2	Not used	
A3	This IE is needed for "UE supports CS RAB for Test Loop Mode1 AMC 12.2/64 (AM)"	
A4	This IE is needed for "UE supports CS RAB for Test Loop Mode1 AMC 12.2/144 (AM)"	
A5	This IE is needed for "UE supports CS RAB for Test Loop Mode1 AMC 12.2/384 (AM)"	
A6	This IE is needed for "UE supports PS RAB for Test Loop Mode1 AMC 12.2/64 (AM)"	
A7	This IE is needed for "UE supports PS RAB for Test Loop Mode1 AMC 12.2/144 (AM)"	
A8	This IE is needed for "UE supports PS RAB for Test Loop Mode1 AMC 12.2/384 (AM)"	
A9	This IE is needed for "UE supports PS RAB for Test Loop Mode1 AMC 12.2/64(Channel2) (AM)"	

Contents of RADIO BEARER SETUP message: AM or UM (UE supports PS RAB only)

Information Element	Value/remark	Version	Index
Message Type			RBSP-001
RRC transaction identifier	Arbitrarily selects an integer between 0 and 3		RBSP-002
Integrity check info			RBSP-003
- message authentication code	SS calculates the value of MAC-I for this message and writes to this IE. The first/ leftmost bit of the bit string contains the most significant bit of the MAC-I.		RBSP-004
- RRC message sequence number	SS provides the value of this IE, from its internal counter.		RBSP-005
Integrity protection mode info	Not Present		RBSP-006
Ciphering mode info	Not Present		RBSP-007
Activation time	$(256 + \text{CFN} - (\text{CFN} \bmod 8 + 8)) \bmod 256$		RBSP-008
New U-RNTI	Not Present		RBSP-009
New C-RNTI	Not Present		RBSP-010
New DSCH-RNTI	Not Present	R99 and Rel-4 only	RBSP-011
New H-RNTI	Not Present	Rel-5	RBSP-012
New Primary E-RNTI	Not Present	Rel-6	RBSP-013
New Secondary E-RNTI	Not Present	Rel-6	RBSP-014
RRC State indicator	CELL_DCH		RBSP-015
UTRAN DRX cycle length coefficient	Not Present		RBSP-016
CN information info	Not Present		RBSP-017
URA identity	Not Present		RBSP-018
CHOICE specification mode	Complete specification	Rel-6	RBSP-019
- Signalling RB information to setup	Not Present		RBSP-020
- RAB information for setup list			RBSP-021
- RAB information for setup			RBSP-022
- RAB info	(AM DTCH for PS domain)		RBSP-023
- RAB identity	0000 0101B The first/ leftmost bit of the bit string contains the most significant bit of the RAB identity.		RBSP-024

Information Element	Value/remark	Version	Index
- CN domain identity	PS domain		RBSP-025
- NAS Synchronization Indicator	Not Present		RBSP-026
- Re-establishment timer	useT315		RBSP-027
- RB information to setup			RBSP-028
- RB identity	20		RBSP-029
- PDCP info			RBSP-030
- Support for lossless SRNS relocation	FALSE		RBSP-031
- Max PDCP SN window size	Not present		RBSP-032
- PDCP PDU header	Absent		RBSP-033
- Header compression information	Not present		RBSP-034
- CHOICE RLC info type	RLC info		RBSP-035
- CHOICE Uplink RLC mode	AM RLC		RBSP-036
- Transmission RLC discard			RBSP-037
- CHOICE SDU discard mode	No Discard		RBSP-038
- MAX_DAT	15		RBSP-039
- Transmission window size	128		RBSP-040
- Timer_RST	500		RBSP-041
- Max_RST	4		RBSP-042
- Polling info			RBSP-043
- Timer_poll_prohibit	200		RBSP-044
- Timer_poll	200		RBSP-045
- Poll_PDU	Not Present		RBSP-046
- Poll_SDU	1		RBSP-047
- Last transmission PDU poll	TRUE		RBSP-048
- Last retransmission PDU poll	TRUE		RBSP-049
- Poll_Windows	99		RBSP-050
- Timer_poll_periodic	Not Present		RBSP-051
- CHOICE Downlink RLC mode	AM RLC		RBSP-052
- DL RLC PDU size	Reference to clause 6 Parameter Set	Rel-5	RBSP-053
- In-sequence delivery	TRUE		RBSP-054
- Receiving window size	128		RBSP-055
- Downlink RLC status info			RBSP-056
- Timer_status_prohibit	200		RBSP-057
- Timer_EPC	Not Present		RBSP-058
- Missing PDU indicator	TRUE		RBSP-059
- Timer_STATUS_periodic	Not Present		RBSP-060
- RB mapping info			RBSP-061
- Information for each multiplexing option	2 RBMuxOptions		RBSP-062
- RLC logical channel mapping indicator	Not Present		RBSP-063
- Number of uplink RLC logical channels	1		RBSP-064
- Uplink transport channel type	DCH		RBSP-065
- UL Transport channel identity	1		RBSP-066
- Logical channel identity	Not Present		RBSP-067
- CHOICE RLC size list	Configured		RBSP-068
- MAC logical channel priority	8		RBSP-069
- Downlink RLC logical channel info			RBSP-070
- Number of downlink RLC logical channels	1		RBSP-071
- Downlink transport channel type	DCH		RBSP-072
- DL DCH Transport channel identity	6		RBSP-073
- DL DSCH Transport channel identity	Not Present		RBSP-074
- Logical channel identity	Not Present		RBSP-075
- RLC logical channel mapping indicator	Not Present		RBSP-076
- Number of uplink RLC logical channels	1		RBSP-077
- Uplink transport channel type	RACH		RBSP-078
- UL Transport channel identity	Not Present		RBSP-079
- Logical channel identity	7		RBSP-080
- CHOICE RLC size list	Explicit list		RBSP-081
- RLC size index	Reference to clause 6 Parameter Set		RBSP-082
- MAC logical channel priority	8		RBSP-083
- Downlink RLC logical channel info			RBSP-084
- Number of downlink RLC logical channels	1		RBSP-085
- Downlink transport channel type	FACH		RBSP-086
- DL DCH Transport channel identity	Not Present		RBSP-087
- DL DSCH Transport channel identity	Not Present		RBSP-088
- Logical channel identity	7		RBSP-089

Information Element	Value/remark	Version	Index
RB information to reconfigure list	Not Present	Rel-6	RBSP-090
RB information to be affected list	Not Present		RBSP-091
Downlink counter synchronization info	Not Present		RBSP-092
UL Transport channel information for all transport channels			RBSP-093
- PRACH TFCS	Not Present		RBSP-094
- CHOICE mode	FDD		RBSP-095
- TFC subset	Not Present		RBSP-096
- UL DCH TFCS			RBSP-097
- CHOICE TFCI signalling	Normal		RBSP-098
- TFCI Field 1 information			RBSP-099
- CHOICE TFCS representation	Complete reconfiguration		RBSP-100
- TFCS complete reconfigure information			RBSP-101
- CHOICE CTFC Size	Number of bits used must be enough to cover all combinations of CTFC from clause 6.10.2.4 Parameter Set.		RBSP-102
- CTFC information	This IE is repeated for TFC numbers and reference to clause 6.10.2.4 Parameter Set		RBSP-103
- CTFC	Reference to clause 6.10.2.4 Parameter Set		RBSP-104
- Power offset information			RBSP-105
- CHOICE Gain Factors	Computed Gain Factors(The last TFC is set to Signalled Gain Factors)		RBSP-106
- Gain factor β_c	11 (below 64 kbps)		RBSP-107
- Gain factor β_d	9 (higher than 64 kbps) (Not Present if the CHOICE Gain Factors is set to Computed Gain Factors)		RBSP-108
- Reference TFC ID	15		RBSP-109
- CHOICE mode	(Not Present if the CHOICE Gain Factors is set to Computed Gain Factors)		RBSP-110
- Power offset P _{p-m}	0		RBSP-111
Deleted UL TrCH information list	FDD		RBSP-112
Added or Reconfigured UL TrCH information list	Not Present		RBSP-113
Added or Reconfigured UL TrCH information	Not Present		RBSP-114
- Uplink transport channel type	1		RBSP-115
- UL Transport channel identity	1 DCH added, 1 DCH reconfigured		RBSP-116
- TFS	DCH		RBSP-117
- CHOICE Transport channel type	1		RBSP-118
- Dynamic Transport format information	Dedicated transport channels		RBSP-119
- RLC Size			RBSP-120
- Number of TBs and TTI List	Reference to clause 6.10 Parameter Set		RBSP-121
- Transmission Time Interval	(This IE is repeated for TFI number.)		RBSP-122
- Number of Transport blocks	Not Present		RBSP-123
- CHOICE Logical channel list	Reference to clause 6.10 Parameter Set		RBSP-124
- Semi-static Transport Format information	All		RBSP-125
- Transmission time interval			RBSP-126
- Type of channel coding	Reference to clause 6.10 Parameter Set		RBSP-127
- Coding Rate	Reference to clause 6.10 Parameter Set		RBSP-128
- Rate matching attribute	Reference to clause 6.10 Parameter Set		RBSP-129
- CRC size	Reference to clause 6.10 Parameter Set		RBSP-130
- Uplink transport channel type	DCH		RBSP-131
- UL Transport channel identity	5		RBSP-132
- TFS			RBSP-133
- CHOICE Transport channel type	Dedicated transport channels		RBSP-134
- Dynamic Transport format information			RBSP-135
- RLC Size	Reference to clause 6.10 Parameter Set		RBSP-136
- Number of TBs and TTI List	(This IE is repeated for TFI number.)		RBSP-137
- Transmission Time Interval	Not Present		RBSP-138
- Number of Transport blocks	Reference to clause 6.10 Parameter Set		RBSP-139
- CHOICE Logical channel list	All		RBSP-140
- Semi-static Transport Format information			RBSP-141
- Transmission time interval	Reference to clause 6.10 Parameter Set		RBSP-142
- Type of channel coding	Reference to clause 6.10 Parameter Set		RBSP-143
- Coding Rate	Reference to clause 6.10 Parameter Set		RBSP-144

Information Element	Value/remark	Version	Index
- Rate matching attribute	Reference to clause 6.10 Parameter Set		RBSP-145
- CRC size	Reference to clause 6.10 Parameter Set		RBSP-146
CHOICE mode	Not Present		RBSP-147
DL Transport channel information common for all transport channel			RBSP-148
- SCCPCH TFCS	Not Present		RBSP-149
- CHOICE mode	FDD		RBSP-150
- CHOICE DL parameters	Explicit		RBSP-151
- DL DCH TFCS			RBSP-152
- CHOICE TFCI Signalling	Normal		RBSP-153
- TFCI Field 1 Information			RBSP-154
- CHOICE TFCS representation	Complete reconfiguration		RBSP-155
- TFCS complete reconfigure			RBSP-156
- CHOICE CTFC Size	Number of bits used must be enough to cover all combinations of CTFC from clause 6.10.2.4 Parameter Set.		RBSP-157
- CTFC information	This IE is repeated for TFC numbers and reference to clause 6.10.2.4		RBSP-158
- CTFC	Reference to clause 6.10.2.4 Parameter Set		RBSP-159
- Power offset information	Not Present		RBSP-160
Added or Reconfigured DL TrCH information list	1		RBSP-161
Added or Reconfigured DL TrCH information	2 TrCHs(DCH for DCCH and DCH for DTCH)		RBSP-162
- Downlink transport channel type	DCH		RBSP-163
- DL Transport channel identity	10		RBSP-164
- CHOICE DL parameters	Same as UL		RBSP-165
- Uplink transport channel type	DCH		RBSP-166
- UL TrCH identity	5		RBSP-167
- DCH quality target			RBSP-168
- BLER Quality value	-20 (-2.0)		RBSP-169
- Downlink transport channel type	DCH		RBSP-170
- DL Transport channel identity	6		RBSP-171
- CHOICE DL parameters	Explicit		RBSP-172
- TFS			RBSP-173
- CHOICE Transport channel type	Dedicated transport channel		RBSP-174
- Dynamic transport format information			RBSP-175
- RLC Size	Reference to clause 6.10 Parameter Set		RBSP-176
- Number of TBs and TTI List	(This IE is repeated for TFI number.)		RBSP-177
- Dynamic transport format information			RBSP-178
- Transmission Time Interval	Not Present		RBSP-179
- Number of Transport blocks	Reference to clause 6.10 Parameter Set		RBSP-180
- CHOICE Logical channel list	All		RBSP-181
- Semi-static Transport Format information			RBSP-182
- Transmission time interval	Reference to clause 6.10 Parameter Set		RBSP-183
- Type of channel coding	Reference to clause 6.10 Parameter Set		RBSP-184
- Coding Rate	Reference to clause 6.10 Parameter Set		RBSP-185
- Rate matching attribute	Reference to clause 6.10 Parameter Set		RBSP-186
- CRC size	Reference to clause 6.10 Parameter Set		RBSP-187
- DCH quality target			RBSP-188
- BLER Quality value	-20 (-2.0)		RBSP-189
Frequency info	Not Present		RBSP-190
Multi-frequency Info	Not present	Rel-7	RBSP-191
DTX-DRX timing information	Not present	Rel-7	RBSP-192
DRX Information	Not present	Rel-7	RBSP-193
HS-SCCH less Information	Not present	Rel-7	RBSP-194
MIMO parameters	Not present	Rel-7	RBSP-195
Maximum allowed UL TX power	33dBm		RBSP-196
CHOICE channel requirement	Uplink DPCH info	Rel-5 and earlier	RBSP-197
Uplink DPCH info		Rel-6	RBSP-198
- Uplink DPCH power control info			RBSP-199
- CHOICE mode	FDD		RBSP-200
- DPCCH power offset	-40 (-80dB) IE value will have no effect on the UE UL power when closed loop power control is active		RBSP-201
- PC Preamble	1 frame		RBSP-202

Information Element	Value/remark	Version	Index
- SRB delay	7 frames		RBSP-203
- Power Control Algorithm	Algorithm1		RBSP-204
- TPC step size	0 (1dB)		RBSP-205
- Δ_{ACK}	Not Present	Rel-5	RBSP-206
- Δ_{NACK}	Not Present	Rel-5	RBSP-207
- Ack-Nack repetition factor	Not Present	Rel-5	RBSP-208
- CHOICE mode	FDD		RBSP-209
- Scrambling code type	Long		RBSP-210
- Scrambling code number	0 (0 to 16777215)		RBSP-211
- Number of DPDCH	1		RBSP-212
- spreading factor	64		RBSP-213
- TFCI existence	TRUE		RBSP-214
- Number of FBI bit	Not Present(0)		RBSP-215
- Puncturing Limit	1		RBSP-216
CHOICE Mode	FDD	R99 and Rel-4 only	RBSP-217
E-DCH Info	Not Present	Rel-6	RBSP-218
- Downlink PDSCH information	Not Present	R99 and Rel-4 only	RBSP-219
Downlink HS-PDSCH Information	Not Present	Rel-5	RBSP-220
Downlink information common for all radio links			RBSP-221
- Downlink DPCH info common for all RL			RBSP-222
- Timing indicator	Maintain		RBSP-223
- CFN-targetSFN frame offset	Not Present		RBSP-224
- Downlink DPCH power control information			RBSP-225
- CHOICE mode	FDD		RBSP-226
- DPC mode	0 (single)		RBSP-227
- CHOICE mode	FDD		RBSP-228
- Power offset $P_{Pilot-DPCH}$	0		RBSP-229
- DL rate matching restriction information	Not Present		RBSP-230
- Spreading factor	Reference to clause 6.10 Parameter Set		RBSP-231
- Fixed or Flexible Position	Reference to clause 6.10 Parameter Set		RBSP-232
- TFCI existence	Reference to clause 6.10 Parameter Set		RBSP-233
- CHOICE SF	Reference to clause 6.10 Parameter Set		RBSP-234
- CHOICE mode	FDD		RBSP-235
- DPCH compressed mode info	Not Present		RBSP-236
- TX Diversity mode	None		RBSP-237
- SSDT information	Not Present	R99 and Rel-4 only	RBSP-238
- Default DPCH Offset Value	Not Present		RBSP-239
- MAC-hs reset indicator	Not Present	Rel-5	RBSP-240
- Post-verification period	Not Present	Rel-6	RBSP-241
Downlink information per radio link list			RBSP-242
- Downlink information for each radio link			RBSP-243
- CHOICE mode	FDD		RBSP-244
- Primary CPICH info			RBSP-245
- Primary scrambling code	Reference to clause 6.1 "Default settings (FDD)"		RBSP-246
- PDSCH with SHO DCH info	Not Present	R99 and Rel-4 only	RBSP-247
- PDSCH code mapping	Not Present	R99 and Rel-4 only	RBSP-248
- Downlink DPCH info for each RL			RBSP-249
- CHOICE mode	FDD		RBSP-250
- Primary CPICH usage for channel estimation	Primary CPICH may be used		RBSP-251
- DPCH frame offset	Set to value Default DPCH Offset Value (as currently stored in SS) mod 38 400		RBSP-252
- Secondary CPICH info	Not Present		RBSP-253
- DL channelisation code			RBSP-254
- Secondary scrambling code	Not present		RBSP-255
- Spreading factor	Reference to clause 6.10 Parameter Set		RBSP-256
- Code number	Depends upon radio bearer used.		RBSP-257
- Scrambling code change	No change		RBSP-258
- TPC combination index	0		RBSP-259
- SSDT Cell Identity	Not Present	R99 and	RBSP-260

Information Element	Value/remark	Version	Index
- Closed loop timing adjustment mode - SCCPCH information for FACH	Not Present Not Present	Rel-4 only R99 and Rel-4 only	RBSP-261 RBSP-262
MBMS PL Service Restriction Information	Not Present	Rel-6	RBSP-263

Contents of RADIO BEARER SETUP message: AM or UM (UE supports CS RAB for Test Loop Mode 2)

Information Element	Value/remark	Version	Index
Message Type			RBSC-001
RRC transaction identifier	Arbitrarily selects an integer between 0 and 3		RBSC-002
Integrity check info			RBSC-003
- message authentication code	SS calculates the value of MAC-I for this message and writes to this IE. The first/ leftmost bit of the bit string contains the most significant bit of the MAC-I.		RBSC-004
- RRC message sequence number	SS provides the value of this IE, from its internal counter.		RBSC-005
Integrity protection mode info	Not Present		RBSC-006
Ciphering mode info	Not Present		RBSC-007
Activation time	$(256 + \text{CFN} - (\text{CFN} \bmod 8 + 8)) \bmod 256$		RBSC-008
New U-RNTI	Not Present		RBSC-009
New C-RNTI	Not Present		RBSC-010
New DSCH-RNTI	Not Present	R99 and Rel-4 only	RBSC-011
New H-RNTI	Not Present	Rel-5	RBSC-012
New Primary E-RNTI	Not Present	Rel-6	RBSC-013
New Secondary E-RNTI	Not Present	Rel-6	RBSC-014
RRC State indicator	CELL_DCH		RBSC-015
UTRAN DRX cycle length coefficient	Not Present		RBSC-016
CN information info	Not Present		RBSC-017
URA identity	Not Present		RBSC-018
CHOICE specification mode	Complete specification	Rel-6	RBSC-019
Signalling RB information to setup	Not Present		RBSC-020
RAB information for setup list			RBSC-021
- RAB information for setup			RBSC-022
- RAB info			RBSC-023
- RAB identity	0000 0001B The first/ leftmost bit of the bit string contains the most significant bit of the RAB identity.		RBSC-024
- CN domain identity	CS domain		RBSC-025
- NAS Synchronization Indicator	Not Present		RBSC-026
- Re-establishment timer	UseT314		RBSC-027
- RB information to setup list			RBSC-028
- RB information to setup			RBSC-029
- RB identity	10		RBSC-030
- PDCP info	Not Present		RBSC-031
- CHOICE RLC info type	RLC info		RBSC-032
- CHOICE Uplink RLC mode	TM RLC		RBSC-033
- Transmission RLC discard	Not Present		RBSC-034
- Segmentation indication	FALSE		RBSC-035
- CHOICE Downlink RLC mode	TM RLC		RBSC-036
- Segmentation indication	FALSE		RBSC-037
- RB mapping info			RBSC-038
- Information for each multiplexing option			RBSC-039
- RLC logical channel mapping indicator	Not Present		RBSC-040
- Number of uplink RLC logical channels	1		RBSC-041
- Uplink transport channel type	DCH		RBSC-042
- UL Transport channel identity	1		RBSC-043
- Logical channel identity	Not Present		RBSC-044
- CHOICE RLC size list	Configured		RBSC-045
- MAC logical channel priority	7		RBSC-046
- Downlink RLC logical channel info			RBSC-047
- Number of downlink RLC logical	1		RBSC-048

Information Element	Value/remark	Version	Index
channels			
- Downlink transport channel type	DCH		RBSC-049
- DL DCH Transport channel identity	6		RBSC-050
- DL DSCH Transport channel identity	Not Present		RBSC-051
- Logical channel identity	Not Present		RBSC-052
RB information to reconfigure list	Not Present	Rel-6	RBSC-053
RB information to be affected list	Not Present		RBSC-054
Downlink counter synchronization info	Not Present		RBSC-055
UL Transport channel information for all transport channels			RBSC-056
- PRACH TFCS	Not Present		RBSC-057
- CHOICE mode	FDD		RBSC-058
- TFC subset	Not Present		RBSC-059
- UL DCH TFCS			RBSC-060
- CHOICE TFCI signalling	Normal		RBSC-061
- TFCI Field 1 information			RBSC-062
- CHOICE TFCS representation	Complete reconfiguration		RBSC-063
- TFCS complete reconfigure information			RBSC-064
- CHOICE CTFC Size	2 bit CTFC		RBSC-065
- CTFC information	4 TFCS		RBSC-066
- 2bit CTFC	0		RBSC-067
- Power offset Information			RBSC-068
- CHOICE Gain Factors	Computed Gain Factors		RBSC-069
- Reference TFC ID	0		RBSC-070
- CHOICE mode	FDD		RBSC-071
- Power offset P_{p-m}	Not Present		RBSC-072
- 2bit CTFC	2		RBSC-073
- Power offset Information			RBSC-074
- CHOICE Gain Factors	Computed Gain Factors		RBSC-075
- Reference TFC ID	0		RBSC-076
- CHOICE mode	FDD		RBSC-077
- Power offset P_{p-m}	Not Present		RBSC-078
- 2bit CTFC	1		RBSC-079
- Power offset Information			RBSC-080
- CHOICE Gain Factors	Computed Gain Factors		RBSC-081
- Reference TFC ID	0		RBSC-082
- CHOICE mode	FDD		RBSC-083
- Power offset P_{p-m}	Not Present		RBSC-084
- 2bit CTFC	3		RBSC-085
- Power offset Information			RBSC-086
- CHOICE Gain Factors	Signalled Gain Factors		RBSC-087
- CHOICE mode	FDD		RBSC-088
- Gain factor β_c	8		RBSC-089
- Gain factor β_d	15		RBSC-090
- Reference TFC ID	0		RBSC-091
- CHOICE mode	FDD		RBSC-092
- Power offset P_{p-m}	Not Present		RBSC-093
Deleted UL TrCH information list	Not Present		RBSC-094
Added or Reconfigured UL TrCH information list	1		RBSC-095
- Added or Reconfigured UL TrCH information			RBSC-096
- Uplink transport channel type	DCH		RBSC-097
- UL Transport channel identity	1		RBSC-098
- TFS			RBSC-099
- CHOICE Transport channel type	Dedicated transport channels		RBSC-100
- Dynamic Transport Format Information			RBSC-101
- RLC size	260 bits		RBSC-102
- Number of TBs and TTI List	2		RBSC-103
- Transmission Time Interval	Not Present		RBSC-104
- Number of Transport blocks	0		RBSC-105
- Transmission Time Interval	Not Present		RBSC-106
- Number of Transport blocks	1		RBSC-107
- CHOICE Logical channel List	ALL		RBSC-108
- Semi-static Transport Format Information			RBSC-109
- Transmission time interval	20		RBSC-110
- Type of channel coding	Convolutional		RBSC-111

Information Element	Value/remark	Version	Index
- Coding Rate	1/3		RBSC-112
- Rate matching attribute	256		RBSC-113
- CRC size	0		RBSC-114
CHOICE mode	Not Present		RBSC-115
DL Transport channel information common for all transport channel			RBSC-116
- SCCPCH TFCS	Not Present		RBSC-117
- CHOICE mode	FDD		RBSC-118
- CHOICE DL parameters	Same as UL		RBSC-119
Deleted DL TrCH information list	Not Present		RBSC-120
Added or Reconfigured DL TrCH information list	1		RBSC-121
- Added or Reconfigured DL TrCH information			RBSC-122
- Downlink transport channel type	DCH		RBSC-123
- DL Transport channel identity	6		RBSC-124
- CHOICE DL parameters			RBSC-125
- CHOICE Transport channel type	Dedicated transport channels		RBSC-126
- Dynamic Transport Format Information			RBSC-127
- RLC size	244 bits		RBSC-128
- Number of TBs and TTI List	2		RBSC-129
- Transmission Time Interval	Not Present		RBSC-130
- Number of Transport blocks	0		RBSC-131
- Transmission Time Interval	Not Present		RBSC-132
- Number of Transport blocks	1		RBSC-133
- CHOICE Logical channel List	ALL		RBSC-134
- Semi-static Transport Format Information			RBSC-135
- Transmission time interval	20		RBSC-136
- Type of channel coding	Convolutional		RBSC-137
- Coding Rate	1/3		RBSC-138
- Rate matching attribute	256		RBSC-139
- CRC size	16		RBSC-140
- DCH quality target			RBSC-141
- BLER Quality value	-20 (-2.0)		RBSC-142
Frequency info	Not Present		RBSC-143
Multi-frequency Info	Not present	Rel-7	RBSC-144
DTX-DRX timing information	Not present	Rel-7	RBSC-145
DRX Information	Not present	Rel-7	RBSC-146
HS-SCCH less Information	Not present	Rel-7	RBSC-147
MIMO parameters	Not present	Rel-7	RBSC-148
Maximum allowed UL TX power	33dBm		RBSC-149
CHOICE channel requirement	Uplink DPCH info	Rel-5 and earlier	RBSC-150
Uplink DPCH info		Rel-6	RBSC-151
- Uplink DPCH power control info			RBSC-152
- CHOICE mode	FDD		RBSC-153
- DPCH power offset	-40 (-80dB) IE value will have no effect on the UE UL power when closed loop power control is active		RBSC-154
- PC Preamble	1 frame		RBSC-155
- SRB delay	7 frames		RBSC-156
- Power Control Algorithm	Algorithm1		RBSC-157
- TPC step size	0 (1dB)		RBSC-158
- Δ_{ACK}	Not Present	Rel-5	RBSC-159
- Δ_{NACK}	Not Present	Rel-5	RBSC-160
- Ack-Nack repetition factor	Not Present	Rel-5	RBSC-161
- CHOICE mode	FDD		RBSC-162
- Scrambling code type	Long		RBSC-163
- Scrambling code number	0 (0 to 16777215)		RBSC-164
- Number of DPDCH	1		RBSC-165
- spreading factor	64		RBSC-166
- TFCI existence	TRUE		RBSC-167
- Number of FBI bit	Not Present(0)		RBSC-168
- Puncturing Limit	1		RBSC-169
CHOICE Mode	FDD	R99 and Rel-4 only	RBSC-170
- Downlink PDSCH information	Not Present	R99 and Rel-4 only	RBSC-171
E-DCH Info	Not Present	Rel-6	RBSC-172

Information Element	Value/remark	Version	Index
Downlink HS-PDSCH Information	Not Present	Rel-5	RBSC-173
Downlink information common for all radio links			RBSC-174
- Downlink DPCH info common for all RL			RBSC-175
- Timing indicator	Maintain		RBSC-176
- CFN-targetSFN frame offset	Not Present		RBSC-177
- Downlink DPCH power control information			RBSC-178
- CHOICE mode	FDD		RBSC-179
- DPC mode	0 (single)		RBSC-180
- CHOICE mode	FDD		RBSC-181
- Power offset $P_{\text{Pilot-DPCH}}$	0		RBSC-182
- DL rate matching restriction information	Not Present		RBSC-183
- Spreading factor	128		RBSC-184
- Fixed or Flexible Position	Fixed		RBSC-185
- TFCI existence	TRUE		RBSC-186
- CHOICE SF	128		RBSC-187
- Number of bits for Pilot bits	8		RBSC-188
- CHOICE mode	FDD		RBSC-189
- DPCH compressed mode info	Not Present		RBSC-190
- TX Diversity mode	None		RBSC-191
- SSDT information	Not Present	R99 and Rel-4 only	RBSC-192
- Default DPCH Offset Value	Not Present		RBSC-193
- MAC-hs reset indicator	Not Present	Rel-5	RBSC-194
- Post-verification period	Not Present	Rel-6	RBSC-195
Downlink information for per radio link list			RBSC-196
- Downlink information for each radio link			RBSC-197
- CHOICE mode	FDD		RBSC-198
- Primary CPICH info			RBSC-199
- Primary scrambling code	Reference to clause 6.1 "Default settings (FDD)"		RBSC-200
- PDSCH with SHO DCH info	Not Present	R99 and Rel-4 only	RBSC-201
- PDSCH code mapping	Not Present	R99 and Rel-4 only	RBSC-202
- Downlink DPCH info for each RL			RBSC-203
- CHOICE mode	FDD		RBSC-204
- Primary CPICH usage for channel estimation	Primary CPICH may be used		RBSC-205
- DPCH frame offset	Set to value Default DPCH Offset Value (as currently stored in SS) mod 38 400		RBSC-206
- Secondary CPICH info	Not Present		RBSC-207
- DL channelisation code			RBSC-208
- Secondary scrambling code	Not Present		RBSC-209
- Spreading factor	128		RBSC-210
- Code number	96		RBSC-211
- Scrambling code change	No change		RBSC-212
- TPC combination index	0		RBSC-213
- SSDT Cell Identity	Not Present	R99 and Rel-4 only	RBSC-214
- Closed loop timing adjustment mode	Not Present		RBSC-215
- SCCPCH information for FACH	Not Present	R99 and Rel-4 only	RBSC-216
MBMS PL Service Restriction Information	Not Present	Rel-6	RBSC-217

Information Element	Condition	Value/remark	Version	Index
Message Type	A1,A2			RBS2-001
RRC transaction identifier		Arbitrarily selects an integer between 0 and 3		RBS2-002
Integrity check info				RBS2-003
- message authentication code		SS calculates the value of MAC-I for this message and writes to this IE. The first/leftmost bit of the bit string contains the most significant bit of the MAC-I.		RBS2-004
- RRC message sequence number		SS provides the value of this IE, from its internal counter.		RBS2-005
Integrity protection mode info		Not Present		RBS2-006

Information Element	Condition	Value/remark	Version	Index
Ciphering mode info		Not Present		RBS2-007
Activation time		(256+CFN-(CFN MOD 8 + 8))MOD 256		RBS2-008
New U-RNTI		Not Present		RBS2-009
New C-RNTI		Not Present		RBS2-010
New DSCH-RNTI		Not Present	R99 and Rel-4 only	RBS2-011
New H-RNTI		Not Present	Rel-5	RBS2-012
New Primary E-RNTI		Not Present	Rel-6	RBS2-013
New Secondary E-RNTI		Not Present	Rel-6	RBS2-014
RRC State indicator		CELL_DCH		RBS2-015
UTRAN DRX cycle length coefficient		Not Present		RBS2-016
CN information info		Not Present		RBS2-017
URA identity		Not Present		RBS2-018
CHOICE specification mode		Complete specification	Rel-6	RBS2-019
Signalling RB information to setup		Not Present		RBS2-020
RAB information for setup list				RBS2-021
- RAB information for setup				RBS2-022
- RAB info				RBS2-023
- RAB identity		0000 0001B The first/ leftmost bit of the bit string contains the most significant bit of the RAB identity.		RBS2-024
- CN domain identity		CS domain		RBS2-025
- NAS Synchronization Indicator		Not Present		RBS2-026
- Re-establishment timer		UseT314		RBS2-027
- RB information to setup list				RBS2-028
- RB information to setup				RBS2-029
- RB identity		10		RBS2-030
- PDCP info		Not Present		RBS2-031
- CHOICE RLC info type		RLC info		RBS2-032
- CHOICE Uplink RLC mode		TM RLC		RBS2-033
- Transmission RLC discard		Not Present		RBS2-034
- Segmentation indication		FALSE		RBS2-035
- CHOICE Downlink RLC mode		TM RLC		RBS2-036
- Segmentation indication		FALSE		RBS2-037
- RB mapping info				RBS2-038
- Information for each multiplexing option				RBS2-039
- RLC logical channel mapping indicator		Not Present		RBS2-040
- Number of uplink RLC logical channels		1		RBS2-041
- Uplink transport channel type		DCH		RBS2-042
- UL Transport channel identity		1		RBS2-043
- Logical channel identity		Not Present		RBS2-044
- CHOICE RLC size list		Configured		RBS2-045
- MAC logical channel priority		7		RBS2-046
- Downlink RLC logical channel info				RBS2-047
- Number of downlink RLC logical channels		1		RBS2-048
- Downlink transport channel type		DCH		RBS2-049
- DL DCH Transport channel identity		6		RBS2-050
- DL DSCH Transport channel identity		Not Present		RBS2-051
- Logical channel identity		Not Present		RBS2-052
RB information to reconfigure list		Not Present	Rel-6	RBS2-053
RB information to be affected list		Not Present		RBS2-054
Downlink counter synchronization info		Not Present		RBS2-055
UL Transport channel information for all transport channels				RBS2-056
- PRACH TFCS		Not Present		RBS2-057
- CHOICE mode		FDD		RBS2-058
- TFC subset		Not Present		RBS2-059
- UL DCH TFCS				RBS2-060
- CHOICE TFCI signalling		Normal		RBS2-061
- TFCI Field 1 information				RBS2-062
- CHOICE TFCS representation		Complete reconfiguration		RBS2-063
- TFCS complete reconfigure				RBS2-064
information				
- CHOICE CTFC Size	A1	2 bit CTFC		RBS2-065

Information Element	Condition	Value/remark	Version	Index
- CTFC information		4 TFCs		RBS2-066
- 2bit CTFC		0		RBS2-067
- Power offset Information				RBS2-068
- CHOICE Gain Factors		Computed Gain Factors		RBS2-069
- Reference TFC ID		0		RBS2-070
- CHOICE mode		FDD		RBS2-071
- Power offset P_{p-m}		Not Present		RBS2-072
- 2bit CTFC		2		RBS2-073
- Power offset Information				RBS2-074
- CHOICE Gain Factors		Computed Gain Factors		RBS2-075
- Reference TFC ID		0		RBS2-076
- CHOICE mode		FDD		RBS2-077
- Power offset P_{p-m}		Not Present		RBS2-078
- 2bit CTFC		1		RBS2-079
- Power offset Information				RBS2-080
- CHOICE Gain Factors		Computed Gain Factors		RBS2-081
- Reference TFC ID		0		RBS2-082
- CHOICE mode		FDD		RBS2-083
- Power offset P_{p-m}		Not Present		RBS2-084
- 2bit CTFC		3		RBS2-085
- Power offset Information				RBS2-086
- CHOICE Gain Factors		Signalled Gain Factors		RBS2-087
- CHOICE mode		FDD		RBS2-088
- Gain factor β_c		8		RBS2-089
- Gain factor β_d		15		RBS2-090
- Reference TFC ID		0		RBS2-091
- CHOICE mode		FDD		RBS2-092
- Power offset P_{p-m}		Not Present		RBS2-093
- CHOICE CTFC Size	A2	4 bit CTFC		RBS2-094
- CTFC information		6 TFCs		RBS2-095
- 4bit CTFC		0		RBS2-096
- Power offset Information				RBS2-097
- CHOICE Gain Factors		Computed Gain Factors		RBS2-098
- Reference TFC ID		0		RBS2-099
- CHOICE mode		FDD		RBS2-100
- Power offset P_{p-m}		Not Present		RBS2-101
- 4bit CTFC		3		RBS2-102
- Power offset Information				RBS2-103
- CHOICE Gain Factors		Computed Gain Factors		RBS2-104
- Reference TFC ID		0		RBS2-105
- CHOICE mode		FDD		RBS2-106
- Power offset P_{p-m}		Not Present		RBS2-107
- 4bit CTFC		1		RBS2-108
- Power offset Information				RBS2-109
- CHOICE Gain Factors		Computed Gain Factors		RBS2-110
- Reference TFC ID		0		RBS2-111
- CHOICE mode		FDD		RBS2-112
- Power offset P_{p-m}		Not Present		RBS2-113
- 4bit CTFC		4		RBS2-114
- Power offset Information				RBS2-115
- CHOICE Gain Factors		Computed Gain Factors		RBS2-116
- Reference TFC ID		0		RBS2-117
- CHOICE mode		FDD		RBS2-118
- Power offset P_{p-m}		Not Present		RBS2-119
- 4bit CTFC		2		RBS2-120
- Power offset Information				RBS2-121
- CHOICE Gain Factors		Computed Gain Factors		RBS2-122
- Reference TFC ID		0		RBS2-123
- CHOICE mode		FDD		RBS2-124
- Power offset P_{p-m}		Not Present		RBS2-125
- 4bit CTFC		5		RBS2-126
- Power offset Information				RBS2-127
- CHOICE Gain Factors		Signalled Gain Factors		RBS2-128
- CHOICE mode		FDD		RBS2-129
- Gain factor β_c		8		RBS2-130

Information Element	Condition	Value/remark	Version	Index
- Gain factor β_d - Reference TFC ID - CHOICE mode - Power offset P_{p-m}		15 0 FDD Not Present		RBS2-131 RBS2-132 RBS2-133 RBS2-134
Deleted UL TrCH information list Added or Reconfigured UL TrCH information list - Added or Reconfigured UL TrCH information - Uplink transport channel type - UL Transport channel identity - TFS - CHOICE Transport channel type	A1,A2	Not Present 1 DCH 1 Dedicated transport channels		RBS2-135 RBS2-136 RBS2-137 RBS2-138 RBS2-139 RBS2-140 RBS2-141
- Dynamic Transport Format Information - RLC size - Number of TBs and TTI List - Transmission Time Interval - Number of Transport blocks - Transmission Time Interval - Number of Transport blocks - CHOICE Logical channel List	A1	260 bits 2 Not Present 0 Not Present 1 ALL		RBS2-142 RBS2-143 RBS2-144 RBS2-145 RBS2-146 RBS2-147 RBS2-148 RBS2-149
- Dynamic Transport Format Information - RLC size - Number of TBs and TTI List - Transmission Time Interval - Number of Transport blocks - CHOICE Logical channel List - Dynamic Transport Format Information - RLC size - Number of TBs and TTI List - Transmission Time Interval - Number of Transport blocks - CHOICE Logical channel List - Dynamic Transport Format Information - RLC size - Number of TBs and TTI List - Transmission Time Interval - Number of Transport blocks - CHOICE Logical channel List	A2	260 bits 1 Not Present 0 ALL 16 bits 1 Not Present 1 ALL 260 bits 1 Not Present 1 ALL		RBS2-150 RBS2-151 RBS2-152 RBS2-153 RBS2-154 RBS2-155 RBS2-156 RBS2-157 RBS2-158 RBS2-159 RBS2-160 RBS2-161 RBS2-162 RBS2-163 RBS2-164 RBS2-165 RBS2-166 RBS2-167
- Semi-static Transport Format Information - Transmission time interval - Type of channel coding - Coding Rate - Rate matching attribute - CRC size CHOICE mode DL Transport channel information common for all transport channel - SCCPCH TFCS - CHOICE mode	A1,A2	20 Convolutional 1/3 256 0 Not Present Not Present FDD		RBS2-168 RBS2-169 RBS2-170 RBS2-171 RBS2-172 RBS2-173 RBS2-174 RBS2-175 RBS2-176 RBS2-177
- CHOICE DL parameters	A1	Same as UL		RBS2-178
- CHOICE DL parameters - DL DCH TFCS - CHOICE TFCS signalling - TFCS Field 1 information - CHOICE TFCS representation - TFCS complete reconfigure information - CHOICE CTFC Size - CTFC information - 4bit CTFC - Power offset Information - CHOICE Gain Factors - Reference TFC ID - CHOICE mode - Power offset P_{p-m} - 4bit CTFC - Power offset Information	A2	DL DCH TFCS Normal Complete reconfiguration 4 bit CTFC 4 TFCS 0 Computed Gain Factors 0 FDD Not Present 2		RBS2-179 RBS2-180 RBS2-181 RBS2-182 RBS2-183 RBS2-184 RBS2-185 RBS2-186 RBS2-187 RBS2-188 RBS2-189 RBS2-190 RBS2-191 RBS2-192 RBS2-193 RBS2-194

Information Element	Condition	Value/remark	Version	Index
<ul style="list-style-type: none"> - CHOICE Gain Factors - Reference TFC ID - CHOICE mode - Power offset P_{p-m} - 4bit CTFC - Power offset Information - CHOICE Gain Factors - Reference TFC ID - CHOICE mode - Power offset P_{p-m} - 4bit CTFC - Power offset Information - CHOICE Gain Factors - CHOICE mode - Gain factor β_c - Gain factor β_d - Reference TFC ID - CHOICE mode - Power offset P_{p-m} 		Computed Gain Factors 0 FDD Not Present 1 Computed Gain Factors 0 FDD Not Present 3 Signalled Gain Factors FDD 8 15 0 FDD Not Present		RBS2-195 RBS2-196 RBS2-197 RBS2-198 RBS2-199 RBS2-200 RBS2-201 RBS2-202 RBS2-203 RBS2-204 RBS2-205 RBS2-206 RBS2-207 RBS2-208 RBS2-209 RBS2-210 RBS2-211 RBS2-212 RBS2-213
Deleted DL TrCH information list Added or Reconfigured DL TrCH information list <ul style="list-style-type: none"> - Added or Reconfigured DL TrCH information - Downlink transport channel type - DL Transport channel identity - CHOICE DL parameters - CHOICE Transport channel type 	A1,A2	Not Present 1 DCH 6 Dedicated transport channels		RBS2-214 RBS2-215 RBS2-216 RBS2-217 RBS2-218 RBS2-219 RBS2-220
<ul style="list-style-type: none"> - Dynamic Transport Format Information - RLC size - Number of TBs and TTI List - Transmission Time Interval - Number of Transport blocks - Transmission Time Interval - Number of Transport blocks - CHOICE Logical channel List 	A1	244 bits 2 Not Present 0 Not Present 1 ALL		RBS2-221 RBS2-222 RBS2-223 RBS2-224 RBS2-225 RBS2-226 RBS2-227 RBS2-228
<ul style="list-style-type: none"> - Dynamic Transport Format Information - RLC size - Number of TBs and TTI List - Transmission Time Interval - Number of Transport blocks - CHOICE Logical channel List - Dynamic Transport Format Information - RLC size - Number of TBs and TTI List - Transmission Time Interval - Number of Transport blocks - CHOICE Logical channel List 	A2	0 bits 1 Not Present 1 ALL 244 bits 1 Not Present 1 ALL		RBS2-229 RBS2-230 RBS2-231 RBS2-232 RBS2-233 RBS2-234 RBS2-235 RBS2-236 RBS2-237 RBS2-238 RBS2-239 RBS2-240
<ul style="list-style-type: none"> - Semi-static Transport Format Information - Transmission time interval - Type of channel coding - Coding Rate - Rate matching attribute - CRC size - DCH quality target - BLER Quality value Frequency info Maximum allowed UL TX power CHOICE channel requirement Uplink DPCH info <ul style="list-style-type: none"> - Uplink DPCH power control info - CHOICE mode - DPCCH power offset 	A1,A2	20 Convolutional 1/3 256 16 -20 (-2.0) Not Present 33dBm Uplink DPCH info FDD -40 (-80dB) IE value will have no effect on the UE UL power when closed loop power control is active	Rel-5 and earlier Rel-6	RBS2-241 RBS2-242 RBS2-243 RBS2-244 RBS2-245 RBS2-246 RBS2-247 RBS2-248 RBS2-249 RBS2-250 RBS2-251 RBS2-252 RBS2-253 RBS2-254 RBS2-255

Information Element	Condition	Value/remark	Version	Index
- PC Preamble		1 frame		RBS2-256
- SRB delay		7 frames		RBS2-257
- Power Control Algorithm		Algorithm1		RBS2-258
- TPC step size		0 (1dB)		RBS2-259
- Δ_{ACK}		Not Present	Rel-5	RBS2-260
- Δ_{NACK}		Not Present	Rel-5	RBS2-261
- Ack-Nack repetition factor		Not Present	Rel-5	RBS2-262
- CHOICE mode		FDD		RBS2-263
- Scrambling code type		Long		RBS2-264
- Scrambling code number		0 (0 to 16777215)		RBS2-265
- Number of DPDCH		1		RBS2-266
- spreading factor		64		RBS2-267
- TFCI existence		TRUE		RBS2-268
- Number of FBI bit		Not Present(0)		RBS2-269
- Puncturing Limit		1		RBS2-270
CHOICE Mode		FDD	R99 and Rel-4 only	RBS2-271
- Downlink PDSCH information		Not Present	R99 and Rel-4 only	RBS2-272
E-DCH Info		Not Present	Rel-6	RBS2-273
Downlink HS-PDSCH Information		Not Present	Rel-5	RBS2-274
Downlink information common for all radio links				RBS2-275
- Downlink DPCH info common for all RL				RBS2-276
- Timing indicator		Maintain		RBS2-277
- CFN-targetSFN frame offset		Not Present		RBS2-278
- Downlink DPCH power control information				RBS2-279
- CHOICE mode		FDD		RBS2-280
- DPC mode		0 (single)		RBS2-281
- CHOICE mode		FDD		RBS2-282
- Power offset $P_{Pilot-DPCH}$		0		RBS2-283
- DL rate matching restriction information		Not Present		RBS2-284
- Spreading factor		128		RBS2-285
- Fixed or Flexible Position		Fixed		RBS2-286
- TFCI existence		TRUE		RBS2-287
- CHOICE SF		128		RBS2-288
- Number of bits for Pilot bits		8		RBS2-289
- CHOICE mode		FDD		RBS2-290
- DPCH compressed mode info		Not Present		RBS2-291
- TX Diversity mode		None		RBS2-292
- SSDT information		Not Present	R99 and Rel-4 only	RBS2-293
- Default DPCH Offset Value		Not Present		RBS2-294
- MAC-hs reset indicator		Not Present	Rel-5	RBS2-295
- Post-verification period		Not Present	Rel-6	RBS2-296
Downlink information for per radio link list				RBS2-297
- Downlink information for each radio link				RBS2-298
- CHOICE mode		FDD		RBS2-299
- Primary CPICH info				RBS2-300
- Primary scrambling code		Reference to clause 6.1 "Default settings (FDD)"		RBS2-301
- PDSCH with SHO DCH info		Not Present	R99 and Rel-4 only	RBS2-302
- PDSCH code mapping		Not Present	R99 and Rel-4 only	RBS2-303
- Downlink DPCH info for each RL				RBS2-304
- CHOICE mode		FDD		RBS2-305
- Primary CPICH usage for channel estimation		Primary CPICH may be used		RBS2-306
- DPCH frame offset		Set to value Default DPCH Offset Value (as currently stored in SS) mod 38 400		RBS2-307

Information Element	Condition	Value/remark	Version	Index
- Secondary CPICH info		Not Present		RBS2-308
- DL channelisation code				RBS2-309
- Secondary scrambling code		Not Present		RBS2-310
- Spreading factor		128		RBS2-311
- Code number		96		RBS2-312
- Scrambling code change		No change		RBS2-313
- TPC combination index		0		RBS2-314
- SSdT Cell Identity		Not Present	R99 and Rel-4 only	RBS2-315
- Closed loop timing adjustment mode		Not Present		RBS2-316
- SCCPCH information for FACH		Not Present	R99 and Rel-4 only	RBS2-317
MBMS PL Service Restriction Information		Not Present	Rel-6	RBS2-318

Condition	Explanation
A1	This IE is needed for "UE supports CS RAB for Test Loop Mode2 RMC 12.2/12.2 (TM)"
A2	This IE is needed for "UE supports CS RAB for Test Loop Mode2 RMC 0 and 12.2 (TM)"

Contents of RADIO BEARER SETUP message: AM or UM (HSDPA)

Information Element	Value/remark	Version	Index
Message Type			RBSH-001
RRC transaction identifier	Arbitrarily selects an integer between 0 and 3		RBSH-002
Integrity check info			RBSH-003
- message authentication code	SS calculates the value of MAC-I for this message and writes to this IE. The first/ leftmost bit of the bit string contains the most significant bit of the MAC-I.		RBSH-004
- RRC message sequence number	SS provides the value of this IE, from its internal counter.		RBSH-005
Integrity protection mode info	Not Present		RBSH-006
Ciphering mode info	Not Present		RBSH-007
Activation time	Not Present		RBSH-008
New U-RNTI	Not Present		RBSH-009
New C-RNTI	Not Present		RBSH-010
New H-RNTI	'1010 1010 1010 1010'	Rel-5	RBSH-011
New Primary E-RNTI	Not Present	Rel-6	RBSH-012
New Secondary E-RNTI	Not Present	Rel-6	RBSH-013
RRC State indicator	CELL_DCH		RBSH-014
UTRAN DRX cycle length coefficient	Not Present		RBSH-015
CN information info	Not Present		RBSH-016
URA identity	Not Present		RBSH-017
CHOICE specification mode	Complete specification	Rel-6	RBSH-018
Signalling RB information to setup	Not Present		RBSH-019
RAB information for setup list			RBSH-020
- RAB information for setup			RBSH-021
- RAB info	(high-speed UM DTCH for PS domain)		RBSH-022
- RAB identity	0000 0110B		RBSH-023
- CN domain identity	The first/ leftmost bit of the bit string contains the most significant bit of the RAB identity.		RBSH-024
- NAS Synchronization Indicator	PS domain		RBSH-025
- Re-establishment timer	Not Present		RBSH-026
- RB information to setup	UseT315		RBSH-027
- RB identity	25		RBSH-028
- PDCP info	Not Present		RBSH-029
- CHOICE RLC info type	RLC info		RBSH-030
- CHOICE Uplink RLC mode	Not Present		RBSH-031
- CHOICE Downlink RLC mode	UM RLC		RBSH-032
- DL UM RLC LI size	Selected with DL UM RLC data size	Rel-5	RBSH-033
- One sided RLC re-establishment	FALSE	Rel-5	RBSH-034
- RB mapping info			RBSH-035
- Information for each multiplexing option	1 RBmuxOptions		RBSH-036
- RLC logical channel mapping indicator	Not Present		RBSH-037

Information Element	Value/remark	Version	Index
- Downlink RLC logical channel info			RBSH-038
- Number of downlink RLC logical channels	1		RBSH-039
- Downlink transport channel type	HS-DSCH		RBSH-040
- DL DCH Transport channel identity	Not Present		RBSH-041
- DL DSCH Transport channel identity	Not Present		RBSH-042
- CHOICE DL MAC header type	MAC-hs	Rel-7	RBSH-043
- DL HS-DSCH MAC-d flow identity	0		RBSH-044
- Logical channel identity	Not Present		RBSH-045
RB information to reconfigure list	Not Present	Rel-6	RBSH-046
RB information to be affected list	Not Present		RBSH-047
Downlink counter synchronization info	Not Present		RBSH-048
PDCP ROHC target mode	Not Present	Rel-5	RBSH-049
UL Transport channel information for all transport channels			RBSH-050
- PRACH TFCS	Not Present		RBSH-051
- CHOICE mode	FDD		RBSH-052
- TFC subset	Not Present		RBSH-053
- UL DCH TFCS			RBSH-054
- CHOICE TFCI signalling	Normal		RBSH-055
- TFCI Field 1 information			RBSH-056
- CHOICE TFCS representation	Complete reconfiguration		RBSH-057
- TFCS complete reconfigure information			RBSH-058
- CHOICE CTFC Size	2 bit CTFC		RBSH-059
- CTFC information	4 TFCs		RBSH-060
- CTFC	Reference to clause TS 34.121 clause C.2.1 Parameter Set		RBSH-061
- Power offset information			RBSH-062
- CHOICE Gain Factors	Computed Gain Factors(The last TFC is set to Signalled Gain Factors)		RBSH-063
- Gain factor β_c	8 (Not Present if the CHOICE Gain Factors is set to Computed Gain Factors)		RBSH-064
- Gain factor β_d	15 (Not Present if the CHOICE Gain Factors is set to Computed Gain Factors)		RBSH-065
- Reference TFC ID	0		RBSH-066
- CHOICE mode	FDD		RBSH-067
- Power offset P _{p-m}	Not Present		RBSH-068
Deleted UL TrCH information list	Not Present		RBSH-069
Added or Reconfigured TrCH information list	Not Present		RBSH-070
CHOICE mode	Not Present		RBSH-071
DL Transport channel information common for all transport channel			RBSH-072
- SCCPCH TFCS	Not Present		RBSH-073
- CHOICE mode	FDD		RBSH-074
- CHOICE DL parameters	Explicit		RBSH-075
- DL DCH TFCS			RBSH-076
- CHOICE TFCI Signalling	Normal		RBSH-077
- TFCI Field 1 Information			RBSH-078
- CHOICE TFCS representation	Complete reconfiguration		RBSH-079
- TFCS complete reconfigure			RBSH-080
- CHOICE CTFC Size	2 bit CTFC		RBSH-081
- CTFC information	4 TFCs		RBSH-082
- CTFC	Reference to clause TS 34.121 clause C.3.1 Parameter Set		RBSH-083
- Power offset information	Not Present		RBSH-084
Deleted DL TrCH information	Not Present		RBSH-085
Added or Reconfigured DL TrCH information list	1 TrCHs added		RBSH-086
- Added or Reconfigured DL TrCH information	(HS-DSCH for DTCH)		RBSH-087
- Downlink transport channel type	HS-DSCH	Rel-5	RBSH-088
- DL Transport channel identity	Not Present		RBSH-089
- CHOICE DL parameters	HS-DSCH		RBSH-090
- HARQ Info		Rel-5	RBSH-091
- Number of Processes	Reference to TS34.121 [2] Annex C Fixed Reference Channels		RBSH-092
- CHOICE Memory Partitioning	Explicit		RBSH-093
- Memory size	Reference to TS34.121 [2] Annex C Fixed		RBSH-094

Information Element	Value/remark	Version	Index
- Process Memory Size	Reference Channels parameter "Number of HARQ Processes".		RBSH-095
- Additional memory sizes for MIMO	Reference to TS34.121 [2] Annex C Fixed Reference Channels parameter "Number of SML's per HARQ Proc."		
- CHOICE DL MAC header type	Not Present	Rel-7	RBSH-096
- Added or reconfigured MAC-d flow	MAC-hs	Rel-7	RBSH-097
- MAC-hs queue to add or reconfigure list	(one queue)	Rel-5	RBSH-098
- MAC-hs queue Id	0		RBSH-099
- MAC-d Flow Identity	0		RBSH-100
- T1	50		RBSH-101
- MAC-hs window size	16		RBSH-102
- MAC-d PDU size Info			RBSH-103
- MAC-d PDU size	Reference to TS34.121 [2] Annex C Fixed Reference Channels		RBSH-104
- MAC-d PDU size index	0		RBSH-105
- MAC-hs queue to delete list	Not present		RBSH-106
- DCH quality target	Not present		RBSH-107
Frequency info	Not Present		RBSH-108
Multi-frequency Info	Not present	Rel-7	RBSH-109
DTX-DRX timing information	Not present	Rel-7	RBSH-110
DRX Information	Not present	Rel-7	RBSH-111
HS-SCCH less Information	Not present	Rel-7	RBSH-112
MIMO parameters	Not present	Rel-7	RBSH-113
Maximum allowed UL TX power	33dBm	Rel-7	RBSH-114
CHOICE channel requirement	Uplink DPCH info	Rel-5 and earlier	RBSH-115
Uplink DPCH info		Rel-6	RBSH-116
- Uplink DPCH power control info			RBSH-117
- CHOICE mode	FDD		RBSH-118
- DPCCH power offset	-40 (-80dB) IE value will have no effect on the UE UL power when closed loop power control is active		RBSH-119
- PC Preamble	1 frame		RBSH-120
- SRB delay	7 frames		RBSH-121
- Power Control Algorithm	Algorithm1		RBSH-122
- TPC step size	0 (1dB)		RBSH-123
- Δ_{ACK}	3	Rel-5	RBSH-124
- Δ_{NACK}	3	Rel-5	RBSH-125
- Ack-Nack repetition factor	1	Rel-5	RBSH-126
- CHOICE mode	FDD		RBSH-127
- Scrambling code type	Long		RBSH-128
- Scrambling code number	0 (0 to 16777215)		RBSH-129
- Number of DPDCH	Not Present (1)		RBSH-130
- spreading factor	64		RBSH-131
- TFCI existence	TRUE		RBSH-132
- Number of FBI bit	Not Present(0)		RBSH-133
- Puncturing Limit	1		RBSH-134
CHOICE Mode	FDD	R99 and Rel-4 only	RBSH-135
- Downlink PDSCH information	Not Present	R99 and Rel-4 only	RBSH-136
E-DCH Info	Not Present	Rel-6	RBSH-137
Downlink HS-PDSCH Information			RBSH-138
- HS-SCCH Info			RBSH-139
- CHOICE mode	FDD		RBSH-140
- DL Scrambling Code			RBSH-141
- HS-SCCH Channelisation Code Information			RBSH-142
- HS-SCCH Channelisation Code	2		RBSH-143
- HS-SCCH Channelisation Code	3		RBSH-144
- HS-SCCH Channelisation Code	6		RBSH-145
- HS-SCCH Channelisation Code	7		RBSH-146
- Measurement Feedback Info			RBSH-147
- CHOICE mode	FDD		RBSH-148
- POhdsch	6 dB	Rel-5	RBSH-149
- CQI Feedback cycle, k	2 ms	Rel-5	RBSH-150
- CQI repetition factor	1	Rel-5	RBSH-151
			RBSH-152

Information Element	Value/remark	Version	Index
- Δ_{CQI}	5 (corresponds to 0dB in relative power offset)	Rel-5	RBSH-153
- CHOICE mode	FDD		RBSH-154
- Downlink 64QAM configured	Not Present	Rel-7	RBSH-155
Downlink information common for all radio links	Not Present		RBSH-156
Downlink information per radio link list			RBSH-157
- Downlink information for each radio link			RBSH-158
- CHOICE mode	FDD		RBSH-159
- Primary CPICH info			RBSH-160
- Primary scrambling code	Reference to clause 6.1 "Default settings (FDD)"		RBSH-161
- PDSCH with SHO DCH info	Not Present	R99 and Rel-4 only	RBSH-162
- PDSCH code mapping	Not Present	R99 and Rel-4 only	RBSH-163
- Serving HS-DSCH radio link indicator	TRUE	Rel-5	RBSH-164
- Downlink DPCH info for each RL			RBSH-165
- CHOICE mode	FDD		RBSH-166
- Primary CPICH usage for channel estimation	Primary CPICH may be used		RBSH-167
- DPCH frame offset	Set to value Default DPCH Offset Value (as currently stored in SS) mod 38 400		RBSH-168
- Secondary CPICH info	Not Present		RBSH-169
- DL channelisation code			RBSH-170
- Secondary scrambling code	Not present		RBSH-171
- Spreading factor	128		RBSH-172
- Code number	96		RBSH-173
- Scrambling code change	No change		RBSH-174
- TPC combination index	0		RBSH-175
- SSDT Cell Identity	Not Present	R99 and Rel-4 only	RBSH-176
- Closed loop timing adjustment mode	Not Present		RBSH-177
- SCCPCH information for FACH	Not Present	R99 and Rel-4 only	RBSH-178
MBMS PL Service Restriction Information	Not Present	Rel-6	RBSH-179

Contents of RADIO BEARER SETUP message: BTFD RMC for Test Loop Mode 2

Information Element	Value/remark	Version	Index
Message Type			RBSB-001
RRC transaction identifier	Arbitrarily selects an integer between 0 and 3		RBSB-002
Integrity check info			RBSB-003
- message authentication code	SS calculates the value of MAC-I for this message and writes to this IE. The first/leftmost bit of the bit string contains the most significant bit of the MAC-I.		RBSB-004
- RRC message sequence number	SS provides the value of this IE, from its internal counter.		RBSB-005
Integrity protection mode info	Not Present		RBSB-006
Ciphering mode info	Not Present.		RBSB-007
	For correct operation of test loop mode 2 this IE shall be omitted.		
Activation time	$(256 + CFN - (CFN \text{ MOD } 8 + 8)) \text{ MOD } 256$		RBSB-008
New U-RNTI	Not Present		RBSB-009
New C-RNTI	Not Present		RBSB-010
New DSCH-RNTI	Not Present	R99 and Rel-4 only	RBSB-011
New H-RNTI	Not Present	Rel-5	RBSB-012
New Primary E-RNTI	Not Present	Rel-6	RBSB-013
New Secondary E-RNTI	Not Present	Rel-6	RBSB-014
RRC State indicator	CELL_DCH		RBSB-015
UTRAN DRX cycle length coefficient	Not Present		RBSB-016
CN information info	Not Present		RBSB-017
URA identity	Not Present		RBSB-018
CHOICE <i>specification mode</i>	Complete specification	Rel-5	RBSB-019
- RAB information for setup			RBSB-020
- RAB info			RBSB-021
- RAB identity	0000 0001B		RBSB-022

Information Element	Value/remark	Version	Index
	The first/ leftmost bit of the bit string contains the most significant bit of the RAB identity.		
- CN domain identity	CS domain		RBSB-023
- NAS Synchronization Indicator	Not Present		RBSB-024
- Re-establishment timer	UseT314		RBSB-025
- RB information to setup			RBSB-026
- RB identity	10		RBSB-027
- PDCP info	Not Present		RBSB-028
- CHOICE RLC info type	RLC info		RBSB-029
- CHOICE Uplink RLC mode	TM RLC		RBSB-030
- Transmission RLC discard	Not Present		RBSB-031
- Segmentation indication	FALSE		RBSB-032
- CHOICE Downlink RLC mode	TM RLC		RBSB-033
- Segmentation indication	FALSE		RBSB-034
- RB mapping info			RBSB-035
- Information for each multiplexing option			RBSB-036
- RLC logical channel mapping indicator	Not Present		RBSB-037
- Number of uplink RLC logical channels	1		RBSB-038
- Uplink transport channel type	DCH		RBSB-039
- UL Transport channel identity	1		RBSB-040
- Logical channel identity	Not Present		RBSB-041
- CHOICE RLC size list	Configured		RBSB-042
- MAC logical channel priority	7		RBSB-043
- Downlink RLC logical channel info			RBSB-044
- Number of downlink RLC logical channels	1		RBSB-045
- Downlink transport channel type	DCH		RBSB-046
- DL DCH Transport channel identity	6		RBSB-047
- DL DSCH Transport channel identity	Not Present		RBSB-048
- Logical channel identity	Not Present		RBSB-049
RB information to reconfigure list	Not Present	Rel-6	RBSB-050
RB information to be affected	Not Present		RBSB-051
Downlink counter synchronization info	Not Present		RBSB-052
	RMC for BTFD		RBSB-053
UL Transport channel information for all transport channels			RBSB-054
- PRACH TFCS	Not Present		RBSB-055
- CHOICE mode	FDD		RBSB-056
- TFC subset	Not Present		RBSB-057
- UL DCH TFCS			RBSB-058
- CHOICE TFCI signalling	Normal		RBSB-059
- TFCI Field 1 information			RBSB-060
- CHOICE TFCS representation	Complete reconfiguration		RBSB-061
- TFCS complete reconfigure information			RBSB-062
- CHOICE CTFC Size	ctfc6Bit		RBSB-063
- ctfc6Bit	22		RBSB-064
- ctfc6	0		RBSB-065
-powerOffsetInformation(OP)			RBSB-066
-gainFactorInformation	ComputedGainFactors		RBSB-067
- Reference TFC ID	0		RBSB-068
- ctfc6	11		RBSB-069
-powerOffsetInformation(OP)			RBSB-070
-gainFactorInformation	ComputedGainFactors		RBSB-071
- Reference TFC ID	0		RBSB-072
- ctfc6	1		RBSB-073
-powerOffsetInformation(OP)			RBSB-074
-gainFactorInformation	ComputedGainFactors		RBSB-075
- Reference TFC ID	0		RBSB-076
- ctfc6	12		RBSB-077
-powerOffsetInformation(OP)			RBSB-078
-gainFactorInformation	SignalledGainFactors		RBSB-079
-modeSpecificInfo	Fdd		RBSB-080
-fdd			RBSB-081
- Gain factor β_c	8		RBSB-082
- Gain factor β_d	15		RBSB-083
- Reference TFC ID	0		RBSB-084
- ctfc6	2		RBSB-085
-powerOffsetInformation(OP)			RBSB-086

Information Element	Value/remark	Version	Index
-gainFactorInformation	ComputedGainFactors		RBSB-087
- Reference TFC ID	0		RBSB-088
- ctfc6	13		RBSB-089
-powerOffsetInformation(OP)			RBSB-090
-gainFactorInformation	ComputedGainFactors		RBSB-091
- Reference TFC ID	0		RBSB-092
- ctfc6	3		RBSB-093
-powerOffsetInformation(OP)			RBSB-094
-gainFactorInformation	ComputedGainFactors		RBSB-095
- Reference TFC ID	0		RBSB-096
- ctfc6	14		RBSB-097
-powerOffsetInformation(OP)			RBSB-098
-gainFactorInformation	ComputedGainFactors		RBSB-099
- Reference TFC ID	0		RBSB-100
- ctfc6	4		RBSB-101
-powerOffsetInformation(OP)			RBSB-102
-gainFactorInformation	ComputedGainFactors		RBSB-103
- Reference TFC ID	0		RBSB-104
- ctfc6	15		RBSB-105
-powerOffsetInformation(OP)			RBSB-106
-gainFactorInformation	ComputedGainFactors		RBSB-107
- Reference TFC ID	0		RBSB-108
- ctfc6	5		RBSB-109
-powerOffsetInformation(OP)			RBSB-110
-gainFactorInformation	ComputedGainFactors		RBSB-111
- Reference TFC ID	0		RBSB-112
- ctfc6	16		RBSB-113
-powerOffsetInformation(OP)			RBSB-114
-gainFactorInformation	ComputedGainFactors		RBSB-115
- Reference TFC ID	0		RBSB-116
- ctfc6	6		RBSB-117
-powerOffsetInformation(OP)			RBSB-118
-gainFactorInformation	ComputedGainFactors		RBSB-119
- Reference TFC ID	1		RBSB-120
- ctfc6	17		RBSB-121
-powerOffsetInformation(OP)			RBSB-122
-gainFactorInformation	SignalledGainFactors		RBSB-123
-modeSpecificInfo	Fdd		RBSB-124
-fdd			RBSB-125
- Gain factor β_c	11		RBSB-126
- Gain factor β_d	15		RBSB-127
- Reference TFC ID	1		RBSB-128
- ctfc6	7		RBSB-129
-powerOffsetInformation(OP)			RBSB-130
-gainFactorInformation	ComputedGainFactors		RBSB-131
- Reference TFC ID	1		RBSB-132
- ctfc6	18		RBSB-133
-powerOffsetInformation(OP)			RBSB-134
-gainFactorInformation	ComputedGainFactors		RBSB-135
- Reference TFC ID	1		RBSB-136
- ctfc6	8		RBSB-137
-powerOffsetInformation(OP)			RBSB-138
-gainFactorInformation	ComputedGainFactors		RBSB-139
- Reference TFC ID	1		RBSB-140
- ctfc6	19		RBSB-141
-powerOffsetInformation(OP)			RBSB-142
-gainFactorInformation	ComputedGainFactors		RBSB-143
- Reference TFC ID	1		RBSB-144
- ctfc6	9		RBSB-145
-powerOffsetInformation(OP)			RBSB-146
-gainFactorInformation	ComputedGainFactors		RBSB-147
- Reference TFC ID	1		RBSB-148
- ctfc6	20		RBSB-149
-powerOffsetInformation(OP)			RBSB-150
-gainFactorInformation	ComputedGainFactors		RBSB-151
- Reference TFC ID	1		RBSB-152
- ctfc6	10		RBSB-153

Information Element	Value/remark	Version	Index
-powerOffsetInformation(OP)			RBSB-154
-gainFactorInformation	ComputedGainFactors		RBSB-155
- Reference TFC ID	1		RBSB-156
- ctfc6	21		RBSB-157
-powerOffsetInformation(OP)			RBSB-158
-gainFactorInformation	ComputedGainFactors		RBSB-159
- Reference TFC ID	1		RBSB-160
Added or Reconfigured UL TrCH information list	1		RBSB-161
- Added or Reconfigured UL TrCH information			RBSB-162
- Uplink transport channel type	DCH		RBSB-163
- UL Transport channel identity	1		RBSB-164
- TFS			RBSB-165
- CHOICE Transport channel type	Dedicated transport channels		RBSB-166
-DedicatedDynamicTF-Info			RBSB-167
RLC size	256		RBSB-168
-numberOfTbSizeList			RBSB-169
-NumberOfTransportBlocks	Zero		RBSB-170
-NumberOfTransportBlocks	One		RBSB-171
- Choice Logical channel List	ALL		RBSB-172
RLC size	216		RBSB-173
-numberOfTbSizeList			RBSB-174
-NumberOfTransportBlocks	One		RBSB-175
- Choice Logical channel List	ALL		RBSB-176
RLC size	171		RBSB-177
-numberOfTbSizeList			RBSB-178
-NumberOfTransportBlocks	One		RBSB-179
- Choice Logical channel List	ALL		RBSB-180
RLC size	160		RBSB-181
-numberOfTbSizeList			RBSB-182
-NumberOfTransportBlocks	One		RBSB-183
- Choice Logical channel List	ALL		RBSB-184
RLC size	146		RBSB-185
-numberOfTbSizeList			RBSB-186
-NumberOfTransportBlocks	One		RBSB-187
- Choice Logical channel List	ALL		RBSB-188
RLC size	130		RBSB-189
-numberOfTbSizeList			RBSB-190
-NumberOfTransportBlocks	One		RBSB-191
- Choice Logical channel List	ALL		RBSB-192
RLC size	115		RBSB-193
-numberOfTbSizeList			RBSB-194
-NumberOfTransportBlocks	One		RBSB-195
- Choice Logical channel List	ALL		RBSB-196
RLC size	107		RBSB-197
-numberOfTbSizeList			RBSB-198
-NumberOfTransportBlocks	One		RBSB-199
- Choice Logical channel List	ALL		RBSB-200
RLC size	51		RBSB-201
-numberOfTbSizeList			RBSB-202
-NumberOfTransportBlocks	One		RBSB-203
- Choice Logical channel List	ALL		RBSB-204
RLC size	12		RBSB-205
-numberOfTbSizeList			RBSB-206
-NumberOfTransportBlocks	One		RBSB-207
- Choice Logical channel List	ALL		RBSB-208
-Semistatic Transport Format Information			RBSB-209
-Transmission Time interval	20 ms		RBSB-210
-channelCodingType	Convolutional		RBSB-211
-convolutional	1/3		RBSB-212
- Rate matching attribute	256		RBSB-213
- CRC size	0		RBSB-214
DL Transport channel information common for all transport channel			RBSB-215
- SCCPCH TFCS	Not Present		RBSB-216
- CHOICE mode	FDD		RBSB-217
- CHOICE DL parameters	Explicit		RBSB-218
- DL DCH TFCS			RBSB-219

Information Element	Value/remark	Version	Index
- CHOICE TFCI signalling	Normal		RBSB-220
- TFCI Field 1 information			RBSB-221
- CHOICE TFCS representation	Complete reconfiguration		RBSB-222
- TFCS complete reconfigure information			RBSB-223
- CHOICE CTFC Size	Ctfc6Bit		RBSB-224
- ctfc6Bit	18		RBSB-225
- ctfc6	9		RBSB-226
- ctfc6	0		RBSB-227
- ctfc6	10		RBSB-228
- ctfc6	1		RBSB-229
- ctfc6	11		RBSB-230
- ctfc6	2		RBSB-231
- ctfc6	12		RBSB-232
- ctfc6	3		RBSB-233
- ctfc6	13		RBSB-234
- ctfc6	4		RBSB-235
- ctfc6	14		RBSB-236
- ctfc6	5		RBSB-237
- ctfc6	15		RBSB-238
- ctfc6	6		RBSB-239
- ctfc6	16		RBSB-240
- ctfc6	7		RBSB-241
- ctfc6	17		RBSB-242
- ctfc6	8		RBSB-243
Deleted DL TrCH information	Not Present		RBSB-244
Added or Reconfigured DL TrCH information list	1		RBSB-245
- Added or Reconfigured DL TrCH information			RBSB-246
- Downlink transport channel type	DCH		RBSB-247
- DL Transport channel identity	6		RBSB-248
- CHOICE DL parameters	Explicit		RBSB-249
- TFS			RBSB-250
- CHOICE Transport channel type	Dedicated transport channels		RBSB-251
-DedicatedDynamicTF-Info			RBSB-252
RLC size	244		RBSB-253
-numberOfTbSizeList			RBSB-254
-NumberOfTransportBlocks	One		RBSB-255
- Choice Logical channel List	ALL		RBSB-256
RLC size	204		RBSB-257
-numberOfTbSizeList			RBSB-258
-NumberOfTransportBlocks	One		RBSB-259
- Choice Logical channel List	ALL		RBSB-260
RLC size	159		RBSB-261
-numberOfTbSizeList			RBSB-262
-NumberOfTransportBlocks	One		RBSB-263
- Choice Logical channel List	ALL		RBSB-264
RLC size	148		RBSB-265
-numberOfTbSizeList			RBSB-266
-NumberOfTransportBlocks	One		RBSB-267
- Choice Logical channel List	ALL		RBSB-268
RLC size	134		RBSB-269
-numberOfTbSizeList			RBSB-270
-NumberOfTransportBlocks	One		RBSB-271
- Choice Logical channel List	ALL		RBSB-272
RLC size	118		RBSB-273
-numberOfTbSizeList			RBSB-274
-NumberOfTransportBlocks	One		RBSB-275
- Choice Logical channel List	ALL		RBSB-276
RLC size	103		RBSB-277
-numberOfTbSizeList			RBSB-278
-NumberOfTransportBlocks	One		RBSB-279
- Choice Logical channel List	ALL		RBSB-280
RLC size	95		RBSB-281
-numberOfTbSizeList			RBSB-282
-NumberOfTransportBlocks	One		RBSB-283
- Choice Logical channel List	ALL		RBSB-284
RLC size	39		RBSB-285
-numberOfTbSizeList			RBSB-286

Information Element	Value/remark	Version	Index
-NumberOfTransportBlocks	One		RBSB-287
- Choice Logical channel List	ALL		RBSB-288
-Semistatic Transport Format Information			RBSB-289
-Transmission Time interval	20 ms		RBSB-290
-channelCodingType	Convolutional		RBSB-291
-convolutional	1/3		RBSB-292
- Rate matching attribute	256		RBSB-293
- CRC size	12		RBSB-294
- DCH quality target			RBSB-295
- BLER Quality value	-20 (-2.0)		RBSB-296
- Transparent mode signalling info	Not Present		RBSB-297
Frequency info	Not Present		RBSB-298
Multi-frequency Info	Not present	Rel-7	RBSB-299
DTX-DRX timing information	Not present	Rel-7	RBSB-300
DRX Information	Not present	Rel-7	RBSB-301
HS-SCCH less Information	Not present	Rel-7	RBSB-302
MIMO parameters	Not present	Rel-7	RBSB-303
Maximum allowed UL TX power	33 dBm		RBSB-304
CHOICE channel requirement	Uplink DPCH info	Rel-5 and earlier	RBSB-305
Uplink DPCH info		Rel-6	RBSB-306
- Uplink DPCH power control info			RBSB-307
- DPCCH power offset	-40 (-80dB) IE value will have no effect on the UE UL power when closed loop power control is active		RBSB-308
- PC Preamble	1 frame		RBSB-309
- SRB delay	7 frames		RBSB-310
- Power Control Algorithm	Algorithm1		RBSB-311
- TPC step size	0 (1dB)		RBSB-312
- Δ_{ACK}	Not Present	Rel-5	RBSB-313
- Δ_{NACK}	Not Present	Rel-5	RBSB-314
- Ack-Nack repetition factor	Not Present	Rel-5	RBSB-315
- Scrambling code type	Long		RBSB-316
- Scrambling code number	0		RBSB-317
- Number of DPDCH	1		RBSB-318
- spreading factor	64		RBSB-319
- TFCI existence	TRUE		RBSB-320
- Number of FBI bit	Not Present(0)		RBSB-321
- Puncturing Limit	1		RBSB-322
CHOICE Mode	FDD	R99 and Rel-4 only	RBSB-323
- Downlink PDSCH information	Not Present(0)	R99 and Rel-4 only	RBSB-324
E-DCH Info	Not Present	Rel-6	RBSB-325
Downlink HS-PDSCH Information	Not Present	Rel-5	RBSB-326
Downlink information common for all radio links			RBSB-327
- Downlink DPCH info common for all RL	FDD		RBSB-328
- Timing indicator	Maintain		RBSB-329
- CFN-targetSFN frame offset	Not Present		RBSB-330
- Downlink DPCH power control information			RBSB-331
- DPC mode	0 (single)		RBSB-332
- CHOICE mode	FDD		RBSB-333
- Power offset $P_{Pilot-DPCH}$	0		RBSB-334
- DL rate matching restriction information	Not Present		RBSB-335
- Spreading factor	128		RBSB-336
- Number of bits for Pilot bits(SF=128,256)	4		RBSB-337
- Fixed or Flexible Position	Fixed		RBSB-338
- TFCI existence	FALSE		RBSB-339
- DPCH compressed mode info	Not Present		RBSB-340
- TX Diversity mode	None		RBSB-341
- SSDT information	Not Present	R99 and Rel-4 only	RBSB-342
- Default DPCH Offset Value	Not Present		RBSB-343
Downlink information for each radio link list			RBSB-344
- Primary CPICH info			RBSB-345

Information Element	Value/remark	Version	Index
- Primary scrambling code	Reference to clause 6.1 "Default settings (FDD)"		RBSB-346
- PDSCH with SHO DCH info	Not Present	R99 and Rel-4 only	RBSB-347
- PDSCH code mapping	Not Present	R99 and Rel-4 only	RBSB-348
- Downlink DPCH info for each RL			RBSB-349
- Primary CPICH usage for channel estimation	Primary CPICH may be used		RBSB-350
- DPCH frame offset	Set to value Default DPCH Offset Value (as currently stored in SS) mod 38 400		RBSB-351
- Secondary CPICH info	Not Present		RBSB-352
- DL channelisation code			RBSB-353
- Secondary scrambling code	Not Present		RBSB-354
- Spreading factor	128		RBSB-355
- Code number	96		RBSB-356
- Scrambling code change	No change		RBSB-357
- TPC combination index	0		RBSB-358
- SSDT Cell Identity	Not Present	R99 and Rel-4 only	RBSB-359
- Closed loop timing adjustment mode	Not Present		RBSB-360
- SCCPCH information for FACH	Not Present	R99 and Rel-4 only	RBSB-361
MBMS PL Service Restriction Information	Not Present	Rel-6	RBSB-362

Contents of RADIO BEARER SETUP message: AM or UM (E-DCH and HSDPA)

Information Element	Condition	Value/remark	Version	Index
Message Type	A1, A2, A3			RBSE-001
RRC transaction identifier		Arbitrarily selects an integer between 0 and 3		RBSE-002
Integrity check info				RBSE-003
- message authentication code		SS calculates the value of MAC-I for this message and writes to this IE. The first/ leftmost bit of the bit string contains the most significant bit of the MAC-I.		RBSE-004
- RRC message sequence number		SS provides the value of this IE, from its internal counter.		RBSE-005
Integrity protection mode info		Not Present		RBSE-006
Ciphering mode info		Not Present		RBSE-007
Activation time	A1	Not Present		RBSE-008
Activation time	A2, A3	$(256+CFN-(CFN \text{ MOD } 8 + 8))\text{MOD } 256$		RBSE-009
New U-RNTI	A1, A2, A3	Not Present		RBSE-010
New C-RNTI		Not Present		RBSE-011
New DSCH-RNTI		Not Present	R99 and Rel-4 only	RBSE-012
New H-RNTI		'1010 1010 1010 1010'	Rel-5	RBSE-013
New Primary E-RNTI		'1010 1010 1010 1010'	Rel-6	RBSE-014
New Secondary E-RNTI		Not Present	Rel-6	RBSE-015
RRC State indicator		CELL_DCH		RBSE-016
UTRAN DRX cycle length coefficient		Not Present		RBSE-017
CN information info		Not Present		RBSE-018
URA identity		Not Present		RBSE-019
CHOICE specification mode		Complete specification	Rel-6	RBSE-020
- Signalling RB information to setup		Not Present		RBSE-021
- RAB information for setup list				RBSE-022
- RAB information for setup				RBSE-023
- RAB info		(high-speed UM DTCH for PS domain) 0000 0110B		RBSE-024
- RAB identity		The first/ leftmost bit of the bit string contains the most significant bit of the RAB identity.		RBSE-025
- CN domain identity		PS domain		RBSE-026
- NAS Synchronization Indicator		Not Present		RBSE-027
- Re-establishment timer		useT315		RBSE-028
- RB information to setup				RBSE-029
- RB identity		25		RBSE-030
- PDCP info		Not present		RBSE-031
- CHOICE RLC info type		RLC info		RBSE-032
- CHOICE Uplink RLC mode		UM RLC		RBSE-033
- Transmission RLC discard		Not present		RBSE-034
- CHOICE Downlink RLC mode		UM RLC		RBSE-035
- DL UM RLC LI size		Selected with DL UM RLC data size	Rel-5	RBSE-036
- DL Reception Window Size		Not present	Rel-6	RBSE-037
- One sided RLC re-establishment		FALSE		RBSE-038
- Alternative E-bit interpretation		Not present	Rel-6	RBSE-039
- RB mapping info				RBSE-040
- Information for each multiplexing option		1 RBMuxOptions		RBSE-041
- RLC logical channel mapping indicator		Not Present		RBSE-042
- Number of uplink RLC logical channels		1		RBSE-043
- Uplink transport channel type		E-DCH		RBSE-044
- Logical channel identity		7		RBSE-045
- E-DCH MAC-d flow identity		2		RBSE-046
- DDI		5		RBSE-047
- RLC PDU size list		1 RLC PDU size		RBSE-048
- RLC PDU size		336 bits		RBSE-049
- Include in scheduling info		TRUE		RBSE-050
- MAC logical channel priority		8		RBSE-051
- Downlink RLC logical channel info				RBSE-052
- Number of downlink RLC logical channels		1		RBSE-053
- Downlink transport channel type		HS-DSCH		RBSE-054
- DL DCH Transport channel identity		Not Present		RBSE-055

Information Element	Condition	Value/remark	Version	Index
- DL DSCH Transport channel identity		Not Present	Rel-7	RBSE-056
- CHOICE DL MAC header type		MAC-hs		RBSE-057
- DL HS-DSCH MAC-d flow identity		0		RBSE-058
- Logical channel identity		Not Present		RBSE-059
RB information to reconfigure list		Not Present	Rel-6	RBSE-060
RB information to be affected	A1	Not Present		RBSE-061
RB information to be affected	A2, A3			RBSE-062
- RB identity		1 (UM DCCH for RRC)		RBSE-063
- RB mapping info				RBSE-064
- Information for each multiplexing option		1 RBMuxOption		RBSE-065
- RLC logical channel mapping indicator		Not Present		RBSE-066
- Number of uplink RLC logical channels		1		RBSE-067
- Uplink transport channel type		E-DCH		RBSE-068
- Logical channel identity		1		RBSE-069
- E-DCH MAC-d flow identity		1		RBSE-070
- DDI		1		RBSE-071
- RLC PDU size list		1 RLC PDU size		RBSE-072
- RLC PDU size		96 bits		RBSE-073
- Include in scheduling info		FALSE		RBSE-074
- MAC logical channel priority		1		RBSE-075
- Downlink RLC logical channel info				RBSE-076
- Number of RLC logical channels		1		RBSE-077
- Downlink transport channel type		DCH		RBSE-078
- DL DCH Transport channel identity		10		RBSE-079
- DL DSCH Transport channel identity		Not Present		RBSE-080
- Logical channel identity		1		RBSE-081
- RB identity		2 (AM DCCH for RRC)		RBSE-082
- RB mapping info				RBSE-083
- Information for each multiplexing option		1 RBMuxOption		RBSE-084
- RLC logical channel mapping indicator		Not Present		RBSE-085
- Number of uplink RLC logical channels		1		RBSE-086
- Uplink transport channel type		E-DCH		RBSE-087
- Logical channel identity		2		RBSE-088
- E-DCH MAC-d flow identity		1		RBSE-089
- DDI		2		RBSE-090
- RLC PDU size list		1 RLC PDU size		RBSE-091
- RLC PDU size		96 bits		RBSE-092
- Include in scheduling info		FALSE		RBSE-093
- MAC logical channel priority		2		RBSE-094
- Downlink RLC logical channel info				RBSE-095
- Number of RLC logical channels		1		RBSE-096
- Downlink transport channel type		DCH		RBSE-097
- DL DCH Transport channel identity		10		RBSE-098
- DL DSCH Transport channel identity		Not Present		RBSE-099
- Logical channel identity		2		RBSE-100
- RB identity		3 (AM DCCH for NAS High Priority)		RBSE-101
- RB mapping info				RBSE-102
- Information for each multiplexing option		1 RBMuxOption		RBSE-103
- RLC logical channel mapping indicator		Not Present		RBSE-104
- Number of uplink RLC logical channels		1		RBSE-105
- Uplink transport channel type		E-DCH		RBSE-106
- Logical channel identity		3		RBSE-107
- E-DCH MAC-d flow identity		1		RBSE-108
- DDI		3		RBSE-109
- RLC PDU size list		1 RLC PDU size		RBSE-110
- RLC PDU size		96 bits		RBSE-111
- Include in scheduling info		FALSE		RBSE-112
- MAC logical channel priority		3		RBSE-113
- Downlink RLC logical channel info				RBSE-114
- Number of RLC logical channels		1		RBSE-115
- Downlink transport channel type		DCH		RBSE-116
- DL DCH Transport channel identity		10		RBSE-117
- DL DSCH Transport channel identity		Not Present		RBSE-118
- Logical channel identity		3		RBSE-119
- RB identity		4 (AM DCCH for NAS Low Priority)		RBSE-120
- RB mapping info				RBSE-121
- Information for each multiplexing option		1 RBMuxOption		RBSE-122

Information Element	Condition	Value/remark	Version	Index
- RLC logical channel mapping indicator		Not Present		RBSE-123
- Number of uplink RLC logical channels		1		RBSE-124
- Uplink transport channel type		E-DCH		RBSE-125
- Logical channel identity		4		RBSE-126
- E-DCH MAC-d flow identity		1		RBSE-127
- DDI		4		RBSE-128
- RLC PDU size list		1 RLC PDU size		RBSE-129
- RLC PDU size		96 bits		RBSE-130
- Include in scheduling info		FALSE		RBSE-131
- MAC logical channel priority		4		RBSE-132
- Downlink RLC logical channel info				RBSE-133
- Number of RLC logical channels		1		RBSE-134
- Downlink transport channel type		DCH		RBSE-135
- DL DCH Transport channel identity		10		RBSE-136
- DL DSCH Transport channel identity		Not Present		RBSE-137
- Logical channel identity		4		RBSE-138
Downlink counter synchronization info	A1, A2, A3	Not Present		RBSE-139
PDCP ROHC target mode		Not Present	Rel-5	RBSE-140
UL Transport channel information for all transport channels		Not Present		RBSE-141
Deleted UL TrCH information	A1	Not Present		RBSE-142
Deleted UL TrCH information	A2, A3			RBSE-143
- Uplink transport channel type		DCH		RBSE-144
- UL transport channel identity		5		RBSE-145
Added or Reconfigured TrCH information list	A1	1 TrCH added		RBSE-146
- Added or Reconfigured UL TrCH information		1 E-DCH added		RBSE-147
- Uplink transport channel type		E-DCH		RBSE-148
- CHOICE UL parameters		E-DCH		RBSE-149
- E-DCH Transmission Time Interval		10 ms		RBSE-150
- HARQ info for E-DCH				RBSE-151
- HARQ RV Configuration		Rv0		RBSE-152
- Added or reconfigured E-DCH				RBSE-153
MAC-d flow				
- E-DCH MAC-d flow identity		2		RBSE-154
- E-DCH MAC-d flow power offset		0		RBSE-155
- E-DCH MAC-d flow maximum number of retransmissions		7		RBSE-156
- E-DCH MAC-d flow multiplexing list		Not Present		RBSE-157
- CHOICE transmission grant type		Scheduled grant info		RBSE-158
Added or Reconfigured UL TrCH information list	A2, A3	1 TrCH added		RBSE-159
- Added or Reconfigured UL TrCH information		1 E-DCH added with one DCCH MAC-d flow and one DTCH MAC-d flow		RBSE-160
- Uplink transport channel type		E-DCH		RBSE-161
- CHOICE UL parameters		E-DCH		RBSE-162
- E-DCH Transmission Time Interval		<u>(A2: 2ms), (A3 10ms)</u>		RBSE-163
- HARQ info for E-DCH				RBSE-164
- HARQ RV Configuration		Rv0		RBSE-165
- Added or reconfigured E-DCH MAC-d flow		(for DCCH)		RBSE-166
- E-DCH MAC-d flow identity		1		RBSE-167
- E-DCH MAC-d flow power offset		0		RBSE-168
- E-DCH MAC-d flow maximum number of retransmissions		7		RBSE-169
- E-DCH MAC-d flow multiplexing list		Not Present		RBSE-170
- CHOICE transmission grant type		Non-scheduled grant info		RBSE-171
- Max MAC-e PDU contents size		114 bits		RBSE-172
- 2 ms non-scheduled transmission grant		Not Present		RBSE-173
HARQ process allocation				
- Added or reconfigured E-DCH MAC-d flow		(for DTCH)		RBSE-174
- E-DCH MAC-d flow identity		2		RBSE-175
- E-DCH MAC-d flow power offset		0		RBSE-176
- E-DCH MAC-d flow maximum number of retransmissions		7		RBSE-177
- E-DCH MAC-d flow multiplexing list		Not Present		RBSE-178
- CHOICE transmission grant type		Scheduled grant info		RBSE-179
CHOICE mode	A1, A2, A3	Not Present	R99 and Rel-4	RBSE-180

Information Element	Condition	Value/remark	Version	Index
			only	
DL Transport channel information common for all transport channels	A1, A3	Not Present		RBSE-181
DL Transport channel information common for all transport channels	A2			RBSE-182
- SCCPCH TFCS		Not Present		RBSE-183
- CHOICE mode		FDD		RBSE-184
- CHOICE DL parameters		Explicit		RBSE-185
- DL DCH TFCS				RBSE-186
- CHOICE TFCI Signalling		Normal		RBSE-187
- TFCI Field 1 Information				RBSE-188
- CHOICE TFCS representation		Complete reconfiguration		RBSE-189
- TFCS complete reconfigure				RBSE-190
- CHOICE CTFC Size		2 bit CTFC		RBSE-191
- CTFC information		2 TFCs		RBSE-192
- 2bit CTFC		0		RBSE-193
- Power offset Information				RBSE-194
- CHOICE Gain Factors		computedGainFactors		RBSE-195
- Reference TFC ID		0		RBSE-196
- Power offset Pp-m		Not Present		RBSE-197
- 2bit CTFC		1		RBSE-198
- Power offset Information				RBSE-199
- CHOICE Gain Factors		signalledGainFactors		RBSE-200
- CHOICE mode		FDD		RBSE-201
- Gain factor β_c		15		RBSE-202
- Gain factor β_d		15		RBSE-203
- Reference TFC ID		0		RBSE-204
- CHOICE mode		FDD		RBSE-205
- Power offset Pp-m		Not Present		RBSE-206
Deleted TrCH information list	A1, A2, A3	Not Present		RBSE-207
Added or Reconfigured TrCH information list	A1, A3	1 TrCH added		RBSE-208
- Added or Reconfigured DL TrCH information		HS-DSCH for DTCH added		RBSE-209
- Downlink transport channel type		HS-DSCH		RBSE-210
- DL Transport channel identity		Not Present		RBSE-211
- CHOICE DL parameters		HS-DSCH		RBSE-212
- HARQ Info				RBSE-213
- Number of Processes		Reference to TS34.121 [2] Annex C Fixed Reference Channels		RBSE-214
- CHOICE <i>Memory Partitioning</i>		Explicit		RBSE-215
- Memory size		Reference to TS34.121 [2] Annex C Fixed Reference Channels parameter "Number of HARQ Processes".		RBSE-216
- Process Memory Size		Reference to TS34.121 [2] Annex C Fixed Reference Channels parameter "Number of SML's per HARQ Proc.".		RBSE-217
- Additional memory sizes for MIMO		Not Present	Rel-7	RBSE-218
- CHOICE DL MAC header type		MAC-hs	Rel-7	RBSE-219
- Added or reconfigured MAC-d flow				RBSE-220
- MAC-hs queue to add or reconfigure list		(one queue)		RBSE-221
- MAC-hs queue Id		0		RBSE-222
- MAC-d Flow Identity		0		RBSE-223
- T1		50		RBSE-224
- MAC-hs window size		16		RBSE-225
- MAC-d PDU size Info				RBSE-226
- MAC-d PDU size		Reference to TS34.121 [2] Annex C Fixed Reference Channels		RBSE-227
- MAC-d PDU size index		0		RBSE-228
- MAC-hs queue to delete list		Not present		RBSE-229
- DCH quality target		Not present		RBSE-230
Added or Reconfigured DL TrCH information	A2	2 TrCHs (DCH for DCCH and HS-DSCH for DTCH)		RBSE-231
- Downlink transport channel type		DCH		RBSE-232
- DL Transport channel identity		10		RBSE-233
- CHOICE DL parameters		Explicit		RBSE-234
- TFS				RBSE-235
				RBSE-236

Information Element	Condition	Value/remark	Version	Index
- CHOICE Transport channel type		Dedicated transport channels		RBSE-237
- Dynamic Transport format information				RBSE-238
- RLC Size		96 bits		RBSE-239
- Number of TBs and TTI List		2		RBSE-240
- Transmission Time Interval		Not Present		RBSE-241
- Number of Transport blocks		0		RBSE-242
- Transmission Time Interval		Not Present		RBSE-243
- Number of Transport blocks		1		RBSE-244
- CHOICE Logical channel list		ALL		RBSE-245
- Semi-static Transport Format information				RBSE-246
- Transmission time interval		40		RBSE-247
- Type of channel coding		Convolutional		RBSE-248
- Coding Rate		1/3		RBSE-249
- Rate matching attribute		256		RBSE-250
- CRC size		12		RBSE-251
- DCH quality target				RBSE-252
- BLER Quality value		-20 (-2.0)		RBSE-253
- Downlink transport channel type		HS-DSCH		RBSE-254
- DL Transport channel identity		Not Present		RBSE-255
- CHOICE DL parameters		HS-DSCH		RBSE-256
- HARQ Info				RBSE-257
- Number of Processes		Reference to TS34.121 [2] Annex C Fixed Reference Channels		RBSE-258
- CHOICE <i>Memory Partitioning</i>		Explicit		RBSE-259
- Memory size		Reference to TS34.121 [2] Annex C Fixed Reference Channels parameter "Number of HARQ Processes".		RBSE-260
- Process Memory Size		Reference to TS34.121 [2] Annex C Fixed Reference Channels parameter "Number of SML's per HARQ Proc.".		RBSE-261
- Additional memory sizes for MIMO		Not Present	Rel-7	RBSE-262
- CHOICE DL MAC header type		MAC-hs	Rel-7	RBSE-263
- Added or reconfigured MAC-d flow				RBSE-264
- MAC-hs queue to add or reconfigure list		(one queue)		RBSE-265
- MAC-hs queue Id		0		RBSE-266
- MAC-d Flow Identity		0		RBSE-267
- T1		50		RBSE-268
- MAC-hs window size		16		RBSE-269
- MAC-d PDU size Info				RBSE-270
- MAC-d PDU size		Reference to TS34.121 [2] Annex C Fixed Reference Channels		RBSE-271
- MAC-d PDU size index		0		RBSE-272
- MAC-hs queue to delete list		Not present		RBSE-273
- DCH quality target		Not present		RBSE-274
Frequency info	A1, A2, A3	Not present		RBSE-275
Multi-frequency Info		Not present	Rel-7	RBSE-276
DTX-DRX timing information		Not present	Rel-7	RBSE-277
DRX Information		Not present	Rel-7	RBSE-278
HS-SCCH less Information		Not present	Rel-7	RBSE-279
MIMO parameters		Not present	Rel-7	RBSE-280
Maximum allowed UL TX power		33dBm		RBSE-281
CHOICE channel requirement		Uplink DPCH info	Rel-5 and earlier	RBSE-282
Uplink DPCH info			Rel-6	RBSE-283
- Uplink DPCH power control info				RBSE-284
- DPCH power offset		-40 (-80dB)		RBSE-285
- PC Preamble		1 frame		RBSE-286
- SRB delay		7 frames		RBSE-287
- Power Control Algorithm		Algorithm1		RBSE-288
- TPC step size		0 (1dB)		RBSE-289
- Δ_{ACK}		3		RBSE-290
- Δ_{NACK}		3		RBSE-291
- Ack-Nack repetition factor		1		RBSE-292
- HARQ_preamble_mode		0		RBSE-293
- Scrambling code type		Long		RBSE-294
- Scrambling code number		0 (0 to 16777215)		RBSE-295

Information Element	Condition	Value/remark	Version	Index
- Number of DPDCH - spreading factor - TFCI existence - Number of FBI bit - Puncturing Limit	A1	Not Present(1) Reference to clause 6.10 Parameter Set Reference to clause 6.10 Parameter Set Reference to clause 6.10 Parameter Set Reference to clause 6.10 Parameter Set		RBSE-296 RBSE-297 RBSE-298 RBSE-299 RBSE-300
- Number of DPDCH - spreading factor - TFCI existence - Number of FBI bit - Puncturing Limit	A2, A3	0 Not present FALSE Not present Not present		RBSE-301 RBSE-302 RBSE-303 RBSE-304 RBSE-305
E-DCH info - MAC-es/e reset indicator - E-DPCCH info - E-DPCCH/DPCCH power offset - Happy bit delay condition - E-TFCI boost info - E-TFCI BetaED SwitchE-DPDCH power interpolation	A1, A2, A3	TRUE 0 100 ms Not present Not present	Rel-6 Rel-7 Rel-7	RBSE-306 RBSE-307 RBSE-308 RBSE-309 RBSE-310 RBSE-311 RBSE-312
- E-DPDCH info - E-TFCI table index - E-DCH minimum set E-TFCI - Reference E-TFCIs - Reference E-TFCI - Reference E-TFCI PO - Maximum channelisation codes - PLnon-max - Scheduling Information Configuration - Periodicity for Scheduling Info – no grant - Periodicity for Scheduling Info – grant - Power Offset for Scheduling Info - 3-Index-Step Threshold - 2-Index-Step Threshold	A1, A3	0 9 1 E-TFCI 11 4 2sf4 0.84 Not present Not present 0 Not present Not present		RBSE-313 RBSE-314 RBSE-315 RBSE-316 RBSE-317 RBSE-318 RBSE-319 RBSE-320 RBSE-321 RBSE-322 RBSE-323 RBSE-324 RBSE-325 RBSE-326
- E-DPDCH info - E-TFCI table index - E-DCH minimum set E-TFCI - Reference E-TFCIs - Reference E-TFCI - Reference E-TFCI PO - Reference E-TFCI - Reference E-TFCI PO - Maximum channelisation codes - PLnon-max - Scheduling Information Configuration - Periodicity for Scheduling Info – no grant - Periodicity for Scheduling Info – grant - Power Offset for Scheduling Info - 3-Index-Step Threshold - 2-Index-Step Threshold	A2	0 9 2 E-TFCI 11 4 83 16 2sf2and2sf4 0.84 Not present Not present 0 Not present Not present		RBSE-327 RBSE-328 RBSE-329 RBSE-330 RBSE-331 RBSE-332 RBSE-333 RBSE-334 RBSE-335 RBSE-336 RBSE-337 RBSE-338 RBSE-339 RBSE-340 RBSE-341 RBSE-342
- Scheduled Transmission configuration - 2ms scheduled transmission grant HARQ process allocation - Serving Grant	A1, A2, A3	Not present Not present		RBSE-343 RBSE-344 RBSE-345
- UL 16QAM settings		Not present	Rel-7	RBSE-346
CHOICE Mode		FDD	R99 and Rel-4 only	RBSE-347
- Downlink PDSCH information		Not Present	R99 and Rel-4 only	RBSE-348
Downlink HS-PDSCH Information - HS-SCCH Info - CHOICE mode - DL Scrambling Code - HS-SCCH Channelisation Code Information - HS-SCCH Channelisation Code - HS-SCCH Channelisation Code		FDD Not present 2 3		RBSE-349 RBSE-350 RBSE-351 RBSE-352 RBSE-353 RBSE-354 RBSE-355

Information Element	Condition	Value/remark	Version	Index
- Measurement Feedback Info		FDD		RBSE-356
- CHOICE mode		6 dB		RBSE-357
- POhdsch		2 ms		RBSE-358
- CQI Feedback cycle, k		1		RBSE-359
- CQI repetition factor		5 (corresponds to 0dB in relative power offset)		RBSE-360
- Δ_{CQI}		FDD		RBSE-361
- CHOICE mode		Not Present	Rel-7	RBSE-362
- Downlink 64QAM configured				RBSE-363
Downlink information common for all radio links	A1, A3	Not Present		RBSE-364
Downlink information common for all radio links	A2			RBSE-365
- Downlink DPCH info common for all RL		Maintain		RBSE-366
- Timing indicator		Not Present		RBSE-367
- CFN-targetSFN frame offset				RBSE-368
- Downlink DPCH power control information				RBSE-369
- DPC mode		0 (single)		RBSE-370
- CHOICE mode		FDD		RBSE-371
- Power offset PPilot-DPCH		0		RBSE-372
- DL rate matching restriction information		Not Present		RBSE-373
- Spreading factor		256		RBSE-374
- Fixed or Flexible Position		Fixed		RBSE-375
- TFCI existence		FALSE		RBSE-376
- CHOICE SF		256		RBSE-377
- Number of bits for Pilot bits		8		RBSE-378
- CHOICE mode		FDD		RBSE-379
- DPCH compressed mode info		Not Present		RBSE-380
- TX Diversity mode		None		RBSE-381
- Default DPCH Offset Value		Not Present		RBSE-382
- MAC-hs reset indicator		Not Present		RBSE-383
- Post-verification period		Not Present		RBSE-384
Downlink information for each radio link list	A1, A2, A3			RBSE-385
- Downlink information for each radio link				RBSE-386
- Choice mode		FDD		RBSE-387
- Primary CPICH info		Ref. to clause 6.1 "Default settings (FDD)"		RBSE-388
- Primary scrambling code		Not Present		RBSE-389
- PDSCH with SHO DCH info			R99 and Rel-4 only	RBSE-390
- PDSCH code mapping		Not Present	R99 and Rel-4 only	RBSE-391
- Serving HS-DSCH radio link indicator		TRUE		RBSE-392
- Serving E-DCH radio link indicator		TRUE		RBSE-393
- Downlink DPCH info for each RL				RBSE-394
- CHOICE mode		FDD		RBSE-395
- Primary CPICH usage for channel estimation		Primary CPICH may be used		RBSE-396
- DPCH frame offset		Set to value Default DPCH Offset Value (as currently stored in SS) mod 38 400		RBSE-397
- Secondary CPICH info		Not Present		RBSE-398
- DL channelisation code				RBSE-399
- Secondary scrambling code		Not Present		RBSE-400
- Spreading factor	A1	Reference to clause 6.10 Parameter Set 96		RBSE-401
- Code number				RBSE-402
- Spreading factor	A2, A3	256		RBSE-403
- Code number		192		RBSE-404
- Scrambling code change	A1, A2, A3	No code change		RBSE-405
- TPC combination index		0		RBSE-406
- SSdT Cell Identity		Not Present	R99 and Rel-4 only	RBSE-407
- Closed loop timing adjustment mode		Not Present		RBSE-408
- E-AGCH Info			Rel-6	RBSE-409
- E-AGCH Channelisation Code		14		RBSE-410
- CHOICE E-HICH Information			Rel-6	RBSE-411
- E-HICH Information				RBSE-412

Information Element	Condition	Value/remark	Version	Index
- DL Scrambling code - Channelisation code - Signature sequence - CHOICE E-RGCH Information - SCCPCH information for FACH		Not Present (default is primary) 6 1 Not Present Not Present	Rel-6 R99 and Rel-4 only	RBSE-413 RBSE-414 RBSE-415 RBSE-416 RBSE-417
MBMS PL Service Restriction Information		Not Present	Rel-6	RBSE-418

Condition	Explanation
A1	Not using E-DCH 4codes except sub-test 5 in TS 34.121-1 [2] Table C.11.1.3
A2	Using E-DCH 4codes
A3	Sub-test 5 in TS 34.121-1 [2] Table C.11.1.3

Contents of RADIO BEARER SETUP message: AM or UM (HSDPA with F-DPCH)

Information Element	Value/remark	Version	Index
Message Type		Rel-6	RBSF-001
RRC transaction identifier	Arbitrarily selects an integer between 0 and 3		RBSF-002
Integrity check info			RBSF-003
- message authentication code	SS calculates the value of MAC-I for this message and writes to this IE. The first/ leftmost bit of the bit string contains the most significant bit of the MAC-I.		RBSF-004
- RRC message sequence number	SS provides the value of this IE, from its internal counter.		RBSF-005
Integrity protection mode info	Not Present		RBSF-006
Ciphering mode info	Not Present		RBSF-007
Activation time	$(256 + \text{CFN} - (\text{CFN} \bmod 8 + 8)) \bmod 256$		RBSF-008
New U-RNTI	Not Present	Rel-6	RBSF-009
New C-RNTI	Not Present	Rel-6	RBSF-010
New H-RNTI	'1010 1010 1010 1010'	Rel-6	RBSF-011
New Primary E-RNTI	Not Present	Rel-6	RBSF-012
New Secondary E-RNTI	Not Present	Rel-6	RBSF-013
RRC State indicator	CELL_DCH	Rel-6	RBSF-014
UTRAN DRX cycle length coefficient	Not Present	Rel-6	RBSF-015
CN information info	Not Present		RBSF-016
URA identity	Not Present		RBSF-017
CHOICE Specification mode	Complete specification	Rel-6	RBSF-018
- Signalling RB information to setup	Not Present		RBSF-019
- RAB information for setup			RBSF-020
- RAB info	(high-speed UM DTCH for PS domain)		RBSF-021
- RAB identity	0000 0110B		RBSF-022
- CN domain identity	PS domain		RBSF-023
- NAS Synchronization Indicator	Not Present		RBSF-024
- Re-establishment timer	useT315		RBSF-025
- RB information to setup			RBSF-026
- RB identity	25		RBSF-027
- PDCP info	Not Present		RBSF-028
- CHOICE RLC info type	RLC info		RBSF-029
- CHOICE Uplink RLC mode	Not present		RBSF-030
- CHOICE Downlink RLC mode	UM RLC		RBSF-031
- DL UM RLC LI size	Selected with DL UM RLC data size	Rel-5	RBSF-032
- One sided RLC re-establishment	FALSE	Rel-5	RBSF-033
- RB mapping info			RBSF-034
- Information for each multiplexing option	1 RBmuxOption		RBSF-035
- RLC logical channel mapping indicator	Not Present		RBSF-036
- Number of uplink RLC logical channels	1		RBSF-037
- Downlink RLC logical channel info			RBSF-038
- Number of downlink RLC logical channels	1		RBSF-039
- Downlink transport channel type	HS-DSCH		RBSF-040
- DL DCH Transport channel identity	Not present		RBSF-041
- DL DSCH Transport channel identity	Not present		RBSF-042
- CHOICE DL MAC header type	MAC-hs	Rel-7	RBSF-043

Information Element	Value/remark	Version	Index
- DL HS-DSCH MAC-d flow identity	1		RBSF-044
- Logical channel identity	Not Present		RBSF-045
RB information to reconfigure list	Not Present	Rel-6	RBSF-046
RB information to be affected		Rel-6	RBSF-047
- RB identity	1 (UM DCCH for RRC)		RBSF-048
- RB mapping info			RBSF-049
- Information for each multiplexing option	1 RBMuxOption		RBSF-050
- RLC logical channel mapping indicator	Not Present		RBSF-051
- Number of uplink RLC logical channels	1		RBSF-052
- Uplink transport channel type	DCH		RBSF-053
- UL Transport channel identity	5		RBSF-054
- Logical channel identity	1		RBSF-055
- CHOICE RLC size list	Configured		RBSF-056
- MAC logical channel priority	1		RBSF-057
- Downlink RLC logical channel info			RBSF-058
- Number of RLC logical channels	1		RBSF-059
- Downlink transport channel type	HS-DSCH		RBSF-060
- DL DCH Transport channel identity	Not present		RBSF-061
- DL DSCH Transport channel identity	Not present		RBSF-062
- CHOICE DL MAC header type	MAC-hs	Rel-7	RBSF-063
- DL HS-DSCH MAC-d flow identity	0		RBSF-064
- Logical channel identity	1		RBSF-065
- RB identity	2 (AM DCCH for RRC)		RBSF-066
- RB mapping info			RBSF-067
- Information for each multiplexing option	1 RBMuxOption		RBSF-068
- RLC logical channel mapping indicator	Not Present		RBSF-069
- Number of uplink RLC logical channels	1		RBSF-070
- Uplink transport channel type	DCH		RBSF-071
- UL Transport channel identity	5		RBSF-072
- Logical channel identity	2		RBSF-073
- CHOICE RLC size list	Configured		RBSF-074
- MAC logical channel priority	2		RBSF-075
- Downlink RLC logical channel info			RBSF-076
- Number of RLC logical channels	1		RBSF-077
- Downlink transport channel type	HS-DSCH		RBSF-078
- DL DCH Transport channel identity	Not Present		RBSF-079
- DL DSCH Transport channel identity	Not Present		RBSF-080
- CHOICE DL MAC header type	MAC-hs	Rel-7	RBSF-081
- DL HS-DSCH MAC-d flow identity	0		RBSF-082
- Logical channel identity	2		RBSF-083
- RB identity	3 (AM DCCH for NAS High Priority)		RBSF-084
- RB mapping info			RBSF-085
- Information for each multiplexing option	1 RBMuxOption		RBSF-086
- RLC logical channel mapping indicator	Not Present		RBSF-087
- Number of uplink RLC logical channels	1		RBSF-088
- Uplink transport channel type	DCH		RBSF-089
- UL Transport channel identity	5		RBSF-090
- Logical channel identity	3		RBSF-091
- CHOICE RLC size list	Configured		RBSF-092
- MAC logical channel priority	3		RBSF-093
- Downlink RLC logical channel info			RBSF-094
- Number of RLC logical channels	1		RBSF-095
- Downlink transport channel type	HS-DSCH		RBSF-096
- DL DCH Transport channel identity	Not Present		RBSF-097
- DL DSCH Transport channel identity	Not Present		RBSF-098
- CHOICE DL MAC header type	MAC-hs	Rel-7	RBSF-099
- DL HS-DSCH MAC-d flow identity	0		RBSF-100
- Logical channel identity	3		RBSF-101
- RB identity	4 (AM DCCH for NAS Low Priority)		RBSF-102
- RB mapping info			RBSF-103
- Information for each multiplexing option	1 RBMuxOption		RBSF-104
- RLC logical channel mapping indicator	Not Present		RBSF-105
- Number of uplink RLC logical channels	1		RBSF-106
- Uplink transport channel type	DCH		RBSF-107
- UL Transport channel identity	5		RBSF-108
- Logical channel identity	4		RBSF-109
- CHOICE RLC size list	Configured		RBSF-110

Information Element	Value/remark	Version	Index
- MAC logical channel priority	4		RBSF-111
- Downlink RLC logical channel info			RBSF-112
- Number of RLC logical channels	1		RBSF-113
- Downlink transport channel type	HS-DSCH		RBSF-114
- DL DCH Transport channel identity	Not Present		RBSF-115
- DL DSCH Transport channel identity	Not Present		RBSF-116
- CHOICE DL MAC header type	MAC-hs	Rel-7	RBSF-117
- DL HS-DSCH MAC-d flow identity	0		RBSF-118
- Logical channel identity	4		RBSF-119
Downlink counter synchronization info	Not Present	Rel-6	RBSF-120
PDCP ROHC target mode	Not Present	Rel-6	RBSF-121
UL Transport channel information for all transport channels		Rel-6	RBSF-122
- PRACH TFCS	Not Present		RBSF-123
- CHOICE Mode	FDD		RBSF-124
- TFC subset	Not Present		RBSF-125
- UL DCH TFCS			RBSF-126
- CHOICE TFCSI signalling	Normal		RBSF-127
- TFCSI Field 1 information			RBSF-128
- CHOICE TFCS representation	Complete reconfiguration		RBSF-129
- TFCS complete reconfiguration information			RBSF-130
- CHOICE CTFC Size	2 bit CTFC		RBSF-131
- CTFC information	2 TFCS		RBSF-132
- 2bit CTFC	0		RBSF-133
- Power offset Information			RBSF-134
- CHOICE Gain Factors	computedGainFactors		RBSF-135
- Reference TFC ID	0		RBSF-136
- CHOICE mode	FDD		RBSF-137
- Power offset Pp-m	Not Present		RBSF-138
- 2bit CTFC	1		RBSF-139
- Power offset Information			RBSF-140
- CHOICE Gain Factors	signalledGainFactors		RBSF-141
- CHOICE mode	FDD		RBSF-142
- Gain factor β_c	15		RBSF-143
- Gain factor β_d	15		RBSF-144
- Reference TFC ID	0		RBSF-145
- CHOICE mode	FDD		RBSF-146
- Power offset Pp-m	Not Present		RBSF-147
Deleted UL TrCH information	Not Present	Rel-6	RBSF-148
Added or Reconfigured UL TrCH information		Rel-6	RBSF-149
- Added or Reconfigured UL TrCH information			RBSF-150
- Uplink transport channel type	DCH		RBSF-151
- UL Transport channel identity	5		RBSF-152
- TFS			RBSF-153
- CHOICE Transport channel type	Dedicated transport channels		RBSF-154
- Dynamic Transport Format Information			RBSF-155
- RLC size	96 bits		RBSF-156
- Number of TBs and TTI List	2		RBSF-157
- Transmission Time Interval	Not Present		RBSF-158
- Number of Transport blocks	0		RBSF-159
- Transmission Time Interval	Not Present		RBSF-160
- Number of Transport blocks	1		RBSF-161
- CHOICE Logical channel List	ALL		RBSF-162
- Semi-static Transport Format Information			RBSF-163
- Transmission time interval	40		RBSF-164
- Type of channel coding	Convolutional		RBSF-165
- Coding Rate	1/3		RBSF-166
- Rate matching attribute	256		RBSF-167
- CRC size	12		RBSF-168
DL Transport channel information common for all transport channel	Not Present	Rel-6	RBSF-169
Deleted DL TrCH information		Rel-6	RBSF-170
- Downlink transport channel type	DCH		RBSF-171
- DL Transport channel identity	10		RBSF-172
Added or Reconfigured DL TrCH information	1 TrCH (HS-DSCH for DTCH and DCCH)	Rel-6	RBSF-173
- Downlink transport channel type	HS-DSCH		RBSF-174
- DL Transport channel identity	Not Present		RBSF-175

Information Element	Value/remark	Version	Index
- CHOICE DL parameters	HS-DSCH		RBSF-176
- HARQ Info			RBSF-177
- Number of Processes	Reference to TS34.121 [2] Annex C Fixed Reference Channels		RBSF-178
- CHOICE Memory Partitioning	Explicit		RBSF-179
- Memory size	Reference to TS34.121 [2] Annex C Fixed Reference Channels parameter "Number of HARQ Processes".		RBSF-180
- Process Memory Size	Reference to TS34.121 [2] Annex C Fixed Reference Channels parameter "Number of SML's per HARQ Proc.".		RBSF-181
- Additional memory sizes for MIMO	Not Present	Rel-7	RBSF-182
- CHOICE DL MAC header type	MAC-hs	Rel-7	RBSF-183
- Added or reconfigured MAC-d flow			RBSF-184
- MAC-hs queue to add or reconfigure list	(two queues)		RBSF-185
- MAC-hs queue Id	0 (for DCCH)		RBSF-186
- MAC-d Flow Identity	0		RBSF-187
- T1	50		RBSF-188
- MAC-hs window size	16		RBSF-189
- MAC-d PDU size Info			RBSF-190
- MAC-d PDU size	100		RBSF-191
- MAC-d PDU size index	0		RBSF-192
- MAC-hs queue Id	1 (for DTCH)		RBSF-193
- MAC-d Flow Identity	1		RBSF-194
- T1	50		RBSF-195
- MAC-hs window size	16		RBSF-196
- MAC-d PDU size Info			RBSF-197
- MAC-d PDU size	Reference to TS34.121 [2] Annex C Fixed Reference Channels		RBSF-198
- MAC-d PDU size index	0		RBSF-199
- MAC-hs queue to delete list	Not present		RBSF-200
- DCH quality target	Not present		RBSF-201
Frequency info	Not present		RBSF-202
Multi-frequency Info	Not present	Rel-7	RBSF-203
DTX-DRX timing information	Not present	Rel-7	RBSF-204
DRX Information	Not present	Rel-7	RBSF-205
HS-SCCH less Information	Not present	Rel-7	RBSF-206
MIMO parameters	Not present	Rel-7	RBSF-207
Maximum allowed UL TX power	33dBm		RBSF-208
Uplink DPCH info		Rel-6	RBSF-209
- Uplink DPCH power control info			RBSF-210
- DPCCCH power offset	-40 (-80dB)		RBSF-211
- PC Preamble	1 frame		RBSF-212
- SRB delay	7 frames		RBSF-213
- Power Control Algorithm	Algorithm1		RBSF-214
- TPC step size	0 (1dB)		RBSF-215
- Δ_{ACK}	3		RBSF-216
- Δ_{NACK}	3		RBSF-217
- Ack-Nack repetition factor	1		RBSF-218
- HARQ_preamble_mode	0		RBSF-219
- CHOICE mode	FDD		RBSF-220
- Scrambling code type	Long		RBSF-221
- Scrambling code number	0 (0 to 16777215)		RBSF-222
- Number of DPDCH	Not Present (1)		RBSF-223
- spreading factor	256		RBSF-224
- TFCI existence	TRUE		RBSF-225
- Number of FBI bit	Not Present(0)		RBSF-226
- Puncturing Limit	1		RBSF-227
E-DCH info	Not Present	Rel-6	RBSF-228
Downlink HS-PDSCH Information		Rel-6	RBSF-229
- HS-SCCH Info			RBSF-230
- CHOICE mode	FDD		RBSF-231
- DL Scrambling Code	Not present		RBSF-232
- HS-SCCH Channelisation Code Information			RBSF-233
- HS-SCCH Channelisation Code	2		RBSF-234
- Measurement Feedback Info			RBSF-235

Information Element	Value/remark	Version	Index
- CHOICE mode - POHsdSch - CQI Feedback cycle, k - CQI repetition factor - Δ_{CQI} - CHOICE mode - Downlink 64QAM configured	FDD 6 dB 2 ms 1 5 (corresponds to 0dB in relative power offset) FDD Not Present		RBSF-236 RBSF-237 RBSF-238 RBSF-239 RBSF-240 RBSF-241 RBSF-242
Downlink information common for all radio links - Downlink F-DPCH info common for all RL - Timing Indication - Timing maintained Synchronization indicator - Downlink F-DPCH power control information - DPC mode - TPC command error rate target - CHOICE mode - DPCH compressed mode info - TX Diversity mode - Default DPCH Offset Value - MAC-hs reset indicator	Maintain FALSE 0 (single) 0.04 FDD Not Present None Not Present Not Present	Rel-6	RBSF-243 RBSF-244 RBSF-245 RBSF-246 RBSF-247 RBSF-248 RBSF-249 RBSF-250 RBSF-251 RBSF-252 RBSF-253 RBSF-254
Downlink information for each radio link list - Downlink information for each radio link - Choice mode - Primary CPICH info - Primary scrambling code - Serving HS-DSCH radio link indicator - Downlink DPCH info for each RL - Downlink F-DPCH info for each RL - Primary CPICH usage for channel estimation - F-DPCH frame offset - Secondary CPICH info - Secondary scrambling code - Code number - TPC combination index	FDD Ref. to clause 6.1 "Default settings (FDD)" TRUE Not Present Primary CPICH may be used Set to value Default DPCH Offset Value (as currently stored in SS) mod 38 400 Not Present Not Present 6 0	Rel-6	RBSF-255 RBSF-256 RBSF-257 RBSF-258 RBSF-259 RBSF-260 RBSF-261 RBSF-262 RBSF-263 RBSF-264 RBSF-265 RBSF-266 RBSF-267 RBSF-268
MBMS PL Service Restriction Information	Not Present	Rel-6	RBSF-269

Contents of RADIO BEARER SETUP message: AM or UM (DC-HSDPA)

Information Element	Value/remark	Version	Index
Message Type			RBSD-001
RRC transaction identifier	Arbitrarily selects an integer between 0 and 3		RBSD-002
Integrity check info			RBSD-003
- message authentication code	SS calculates the value of MAC-I for this message and writes to this IE. The first/ leftmost bit of the bit string contains the most significant bit of the MAC-I.		RBSD-004
- RRC message sequence number	SS provides the value of this IE, from its internal counter.		RBSD-005
Integrity protection mode info	Not Present		RBSD-006
Ciphering mode info	Not Present		RBSD-007
Activation time	Not Present		RBSD-008
New U-RNTI	Not Present		RBSD-009
New C-RNTI	Not Present		RBSD-010
New H-RNTI	'1010 1010 1010 1010'	Rel-5	RBSD-011
New Primary E-RNTI	Not Present	Rel-6	RBSD-012
New Secondary E-RNTI	Not Present	Rel-6	RBSD-013
RRC State indicator	CELL_DCH		RBSD-014
UTRAN DRX cycle length coefficient	Not Present		RBSD-015
CN information info	Not Present		RBSD-016
URA identity	Not Present		RBSD-017
CHOICE specification mode	Complete specification	Rel-6	RBSD-018
Signalling RB information to setup	Not Present		RBSD-019
RAB information for setup list			RBSD-020
- RAB information for setup			RBSD-021
- RAB info	(high-speed UM DTCH for PS domain)		RBSD-022

Information Element	Value/remark	Version	Index
- RAB identity	0000 0110B The first/ leftmost bit of the bit string contains the most significant bit of the RAB identity.		RBSD-023
- CN domain identity	PS domain		RBSD-024
- NAS Synchronization Indicator	Not Present		RBSD-025
- Re-establishment timer	UseT315		RBSD-026
- RB information to setup			RBSD-027
- RB identity	25		RBSD-028
- PDCP info	Not Present		RBSD-029
- CHOICE RLC info type	RLC info		RBSD-030
- CHOICE Uplink RLC mode	Not Present		RBSD-031
- CHOICE Downlink RLC mode	UM RLC		RBSD-032
- DL UM RLC LI size	Selected with DL UM RLC data size	Rel-5	RBSD-033
- One sided RLC re-establishment	FALSE	Rel-5	RBSD-034
- RB mapping info			RBSD-035
- Information for each multiplexing option	1 RBMuxOptions		RBSD-036
- RLC logical channel mapping indicator	Not Present		RBSD-037
- Downlink RLC logical channel info			RBSD-038
- Number of downlink RLC logical channels	1		RBSD-039
- Downlink transport channel type	HS-DSCH		RBSD-040
- DL DCH Transport channel identity	Not Present		RBSD-041
- DL DSCH Transport channel identity	Not Present		RBSD-042
- CHOICE DL MAC header type	MAC-ehs	Rel-7	RBSD-043
- DL HS-DSCH MAC-ehs Queue Id	0		RBSD-044
- Logical channel identity	1		RBSD-045
RB information to reconfigure list	Not Present	Rel-6	RBSD-046
RB information to be affected list	Not Present		RBSD-047
Downlink counter synchronization info	Not Present		RBSD-048
PDCP ROHC target mode	Not Present	Rel-5	RBSD-049
UL Transport channel information for all transport channels			RBSD-050
- PRACH TFCS	Not Present		RBSD-051
- CHOICE mode	FDD		RBSD-052
- TFC subset	Not Present		RBSD-053
- UL DCH TFCS			RBSD-054
- CHOICE TFCI signalling	Normal		RBSD-055
- TFCI Field 1 information			RBSD-056
- CHOICE TFCS representation	Complete reconfiguration		RBSD-057
- TFCS complete reconfigure information			RBSD-058
- CHOICE CTFC Size	2 bit CTFC		RBSD-059
- CTFC information	4 TFCS		RBSD-060
- CTFC	Reference to clause TS 34.121 clause C.2.1 Parameter Set		RBSD-061
- Power offset information			RBSD-062
- CHOICE Gain Factors	Computed Gain Factors(The last TFC is set to Signalled Gain Factors)		RBSD-063
- Gain factor β_c	8 (Not Present if the CHOICE Gain Factors is set to Computed Gain Factors)		RBSD-064
- Gain factor β_d	15 (Not Present if the CHOICE Gain Factors is set to Computed Gain Factors)		RBSD-065
- Reference TFC ID	0		RBSD-066
- CHOICE mode	FDD		RBSD-067
- Power offset P _{p-m}	Not Present		RBSD-068
Deleted UL TrCH information list	Not Present		RBSD-069
Added or Reconfigured TrCH information list	Not Present		RBSD-070
CHOICE mode	Not Present		RBSD-071
DL Transport channel information common for all transport channel			RBSD-072
- SCCPCH TFCS	Not Present		RBSD-073
- CHOICE mode	FDD		RBSD-074
- CHOICE DL parameters	Explicit		RBSD-075
- DL DCH TFCS			RBSD-076
- CHOICE TFCI Signalling	Normal		RBSD-077
- TFCI Field 1 Information			RBSD-078
- CHOICE TFCS representation	Complete reconfiguration		RBSD-079

Information Element	Value/remark	Version	Index
- TFCS complete reconfigure	2 bit CTFC		RBSD-080
- CHOICE CTFC Size	4 TFCs		RBSD-081
- CTFC information	Reference to clause TS 34.121 clause C.3.1		RBSD-082
- CTFC	Parameter Set		RBSD-083
- Power offset information	Not Present		RBSD-084
Deleted DL TrCH information	Not Present		RBSD-085
Added or Reconfigured DL TrCH information list	1 TrCHs added		RBSD-086
- Added or Reconfigured DL TrCH information	(HS-DSCH for DTCH)		RBSD-087
- Downlink transport channel type	HS-DSCH	Rel-5	RBSD-088
- DL Transport channel identity	Not Present		RBSD-089
- CHOICE DL parameters	HS-DSCH		RBSD-090
- HARQ Info		Rel-5	RBSD-091
- Number of Processes	Reference to TS34.121 [2] Annex C Fixed Reference Channels		RBSD-092
- CHOICE Memory Partitioning	Explicit		RBSD-093
- Memory size	Reference to TS34.121 [2] Annex C Fixed Reference Channels parameter "Number of HARQ Processes".		RBSD-094
- Process Memory Size	Reference to TS34.121 [2] Annex C Fixed Reference Channels parameter "Number of SML's per HARQ Proc.".		RBSD-095
- Additional memory sizes for MIMO	Not Present	Rel-7	RBSD-096
- CHOICE DL MAC header type	MAC-ehs	Rel-7	RBSD-097
- Added or reconfigured MAC-ehs reordering queue			RBSD-098
- MAC-ehs queue to add or reconfigure list	(one queue)	Rel-7	RBSD-099
- MAC-ehs queue Id	0		RBSD-100
- T1	50		RBSD-101
- Treset	Not Present		RBSD-102
- MAC-ehs window size	32		RBSD-103
- DCH quality target	Not present		RBSD-108
Frequency info	Not Present		RBSD-109
Multi-frequency Info	Not present	Rel-7	RBSD-110
DTX-DRX timing information	Not present	Rel-7	RBSD-111
DRX Information	Not present	Rel-7	RBSD-112
HS-SCCH less Information	Not present	Rel-7	RBSD-113
MIMO parameters	Not present	Rel-7	RBSD-114
Maximum allowed UL TX power	33dBm		RBSD-115
CHOICE channel requirement	Uplink DPCH info	Rel-5 and earlier	RBSD-116
Uplink DPCH info		Rel-6	RBSD-117
- Uplink DPCH power control info			RBSD-118
- CHOICE mode	FDD		RBSD-119
- DPCCH power offset	-40 (-80dB) IE value will have no effect on the UE UL power when closed loop power control is active		RBSD-120
- PC Preamble	1 frame		RBSD-121
- SRB delay	7 frames		RBSD-122
- Power Control Algorithm	Algorithm1		RBSD-123
- TPC step size	0 (1dB)		RBSD-124
- Δ_{ACK}	3	Rel-5	RBSD-125
- Δ_{NACK}	3	Rel-5	RBSD-126
- Ack-Nack repetition factor	1	Rel-5	RBSD-127
- CHOICE mode	FDD		RBSD-128
- Scrambling code type	Long		RBSD-129
- Scrambling code number	0 (0 to 16777215)		RBSD-130
- Number of DPDCH	Not Present (1)		RBSD-131
- spreading factor	64		RBSD-132
- TFCI existence	TRUE		RBSD-133
- Number of FBI bit	Not Present(0)		RBSD-134
- Puncturing Limit	1		RBSD-135
E-DCH Info	Not Present	Rel-6	RBSD-136
Downlink HS-PDSCH Information			RBSD-137
- HS-SCCH Info			RBSD-138
- CHOICE mode	FDD		RBSD-139
- DL Scrambling Code			RBSD-140
- HS-SCCH Channelisation Code Information			RBSD-141

Information Element	Value/remark	Version	Index
- HS-SCCH Channelisation Code	2		RBSD-142
- HS-SCCH Channelisation Code	3		RBSD-143
- Measurement Feedback Info			RBSD-146
- CHOICE mode	FDD		RBSD-147
- Measurement Power Offset	6 dB	Rel-5	RBSD-148
- CQI Feedback cycle, k	2 ms	Rel-5	RBSD-149
- CQI repetition factor	1	Rel-5	RBSD-150
- Δ_{CQI}	5 (corresponds to 0dB in relative power offset)	Rel-5	RBSD-151
- CHOICE mode	FDD		RBSD-152
- Downlink 64QAM configured	Not Present	Rel-7	RBSD-153
- HS-DSCH TB size table	Not Present	Rel-7	RBSD-153b
Downlink information common for all radio links	Not Present		RBSD-154
Downlink information per radio link list			RBSD-155
- Downlink information for each radio link			RBSD-156
- CHOICE mode	FDD		RBSD-157
- Primary CPICH info			RBSD-158
- Primary scrambling code	Reference to clause 6.1 "Default settings (FDD)"		RBSD-159
- Serving HS-DSCH radio link indicator	TRUE	Rel-5	RBSD-160
- Downlink DPCH info for each RL			RBSD-161
- CHOICE mode	FDD		RBSD-162
- Primary CPICH usage for channel estimation	Primary CPICH may be used		RBSD-163
- DPCH frame offset	Set to value Default DPCH Offset Value (as currently stored in SS) mod 38 400		RBSD-164
- Secondary CPICH info	Not Present		RBSD-165
- DL channelisation code			RBSD-166
- Secondary scrambling code	Not present		RBSD-167
- Spreading factor	128		RBSD-168
- Code number	96		RBSD-169
- Scrambling code change	No change		RBSD-170
- TPC combination index	0		RBSD-171
- Closed loop timing adjustment mode	Not Present		RBSD-172
Downlink secondary cell info FDD		Rel-8	RBSD-173
- CHOICE Configuration info	New configuration		RBSD-174
- New H-RNTI	'1010 1010 1010 1010'		RBSD-175
- Downlink 64QAM configured	Not Present		RBSD-176
- HS-DSCH TB size table	Not Present		RBSD-177
- Primary CPICH info			RBSD-178
- Primary scrambling code	Ref. to the Default setting in clause 6.1 (FDD)		RBSD-179
- DL Scrambling Code	Not Present		RBSD-180
- HS-SCCH Channelisation Code Information			RBSD-181
- HS-SCCH Channelisation Code	2		RBSD-182
- HS-SCCH Channelisation Code	3		RBSD-183
- Measurement Power Offset	6 dB		RBSD-184
- UARFCN downlink (Nd)	Reference to clause 5.1 Test frequencies		RBSD-185
MBMS PL Service Restriction Information	Not Present	Rel-6	RBSD-186

Contents of RADIO BEARER SETUP message: AM or UM (DC-HSUPA)

Information Element	Condition	Value/remark	Version	Index
Message Type				RBSE-001
RRC transaction identifier		Arbitrarily selects an integer between 0 and 3		RBSE-002
Integrity check info		SS calculates the value of MAC-I for this message and writes to this IE. The first/ leftmost bit of the bit string contains the most significant bit of the MAC-I.		RBSE-003
- message authentication code				RBSE-004
- RRC message sequence number		SS provides the value of this IE, from its internal counter.		RBSE-005
Integrity protection mode info		Not Present		RBSE-006
Ciphering mode info		Not Present		RBSE-007
New U-RNTI		Not Present	R99 and Rel-4 only Rel-5 Rel-6	RBSE-008
New C-RNTI		Not Present		RBSE-009
New DSCH-RNTI		Not Present		RBSE-010
New H-RNTI		'1010 1010 1010 1010'		RBSE-011
New Primary E-RNTI		'1010 1010 1010 1010'		RBSE-012
New Secondary E-RNTI		Not Present		RBSE-013
RRC State indicator		CELL_DCH		RBSE-014
UTRAN DRX cycle length coefficient		Not Present		RBSE-015
CN information info		Not Present		RBSE-016
URA identity		Not Present		RBSE-017
CHOICE specification mode		Complete specification	Rel-6	RBSE-018
- Signalling RB information to setup		Not Present		RBSE-019
- RAB information for setup list				RBSE-020
- RAB information for setup				RBSE-021
- RAB info		(high-speed UM DTCH for PS domain)		RBSE-022
- RAB identity		0000 0110B The first/ leftmost bit of the bit string contains the most significant bit of the RAB identity.		RBSE-023
- CN domain identity		PS domain		RBSE-024
- NAS Synchronization Indicator		Not Present		RBSE-025
- Re-establishment timer		useT315		RBSE-026
- RB information to setup				RBSE-027
- RB identity		25		RBSE-028
- PDCP info		Not present		RBSE-029
- CHOICE RLC info type		RLC info		RBSE-030
- CHOICE Uplink RLC mode		UM RLC		RBSE-031
- Transmission RLC discard		Not present		RBSE-032
- CHOICE Downlink RLC mode		UM RLC		RBSE-033
- DL UM RLC LI size		Selected with DL UM RLC data size	Rel-5	RBSE-034
- DL Reception Window Size		Not present	Rel-6	RBSE-035
- One sided RLC re-establishment		FALSE		RBSE-036
- Alternative E-bit interpretation		Not present	Rel-6	RBSE-037
- RB mapping info				RBSE-038
- Information for each multiplexing option		1 RBMuxOptions		RBSE-039
- RLC logical channel mapping indicator		Not Present		RBSE-040
- Number of uplink RLC logical channels		1		RBSE-041
- Uplink transport channel type		E-DCH		RBSE-042
- Logical channel identity		7		RBSE-043
- E-DCH MAC-d flow identity		2		RBSE-044
- DDI		5		RBSE-045
- RLC PDU size list		1 RLC PDU size		RBSE-046
- RLC PDU size		336 bits		RBSE-047
- Include in scheduling info		TRUE		RBSE-048
- MAC logical channel priority		8		RBSE-049
- Downlink RLC logical channel info				RBSE-050

Information Element	Condition	Value/remark	Version	Index
- Number of downlink RLC logical channels		1		RBSE-051
- Downlink transport channel type		HS-DSCH		RBSE-052
- DL DCH Transport channel identity		Not Present		RBSE-053
- DL DSCH Transport channel identity		Not Present		RBSE-054
- CHOICE DL MAC header type		MAC-ehs	Rel-7	RBSE-055
- DL HS-DSCH MAC-d flow identity		0		RBSE-056
- Logical channel identity		Not Present		RBSE-057
RB information to reconfigure list		Not Present	Rel-6	RBSE-058
RB information to be affected				RBSE-059
- RB identity		1 (UM DCCH for RRC)		RBSE-060
- RB mapping info				RBSE-061
- Information for each multiplexing option		1 RBMuxOption		RBSE-062
- RLC logical channel mapping indicator		Not Present		RBSE-063
- Number of uplink RLC logical channels		1		RBSE-064
- Uplink transport channel type		E-DCH		RBSE-065
- Logical channel identity		1		RBSE-066
- E-DCH MAC-d flow identity		1		RBSE-067
- DDI		1		RBSE-068
- RLC PDU size list		1 RLC PDU size		RBSE-069
- RLC PDU size		96 bits		RBSE-070
- Include in scheduling info		FALSE		RBSE-071
- MAC logical channel priority		1		RBSE-072
- Downlink RLC logical channel info				RBSE-073
- Number of RLC logical channels		1		RBSE-074
- Downlink transport channel type		DCH		RBSE-075
- DL DCH Transport channel identity		10		RBSE-076
- DL DSCH Transport channel identity		Not Present		RBSE-077
- Logical channel identity		1		RBSE-078
- RB identity		2 (AM DCCH for RRC)		RBSE-079
- RB mapping info				RBSE-080
- Information for each multiplexing option		1 RBMuxOption		RBSE-081
- RLC logical channel mapping indicator		Not Present		RBSE-082
- Number of uplink RLC logical channels		1		RBSE-083
- Uplink transport channel type		E-DCH		RBSE-084
- Logical channel identity		2		RBSE-085
- E-DCH MAC-d flow identity		1		RBSE-086
- DDI		2		RBSE-087
- RLC PDU size list		1 RLC PDU size		RBSE-088
- RLC PDU size		96 bits		RBSE-089
- Include in scheduling info		FALSE		RBSE-090
- MAC logical channel priority		2		RBSE-091
- Downlink RLC logical channel info				RBSE-092
- Number of RLC logical channels		1		RBSE-093
- Downlink transport channel type		DCH		RBSE-094
- DL DCH Transport channel identity		10		RBSE-095
- DL DSCH Transport channel identity		Not Present		RBSE-096
- Logical channel identity		2		RBSE-097
- RB identity		3 (AM DCCH for NAS High Priority)		RBSE-098
- RB mapping info				RBSE-099
- Information for each multiplexing option		1 RBMuxOption		RBSE-100
- RLC logical channel mapping indicator		Not Present		RBSE-101
- Number of uplink RLC logical channels		1		RBSE-102
- Uplink transport channel type		E-DCH		RBSE-103
- Logical channel identity		3		RBSE-104
- E-DCH MAC-d flow identity		1		RBSE-105
- DDI		3		RBSE-106
- RLC PDU size list		1 RLC PDU size		RBSE-107

Information Element	Condition	Value/remark	Version	Index
- RLC PDU size		96 bits		RBSE-108
- Include in scheduling info		FALSE		RBSE-109
- MAC logical channel priority		3		RBSE-110
- Downlink RLC logical channel info				RBSE-111
- Number of RLC logical channels		1		RBSE-112
- Downlink transport channel type		DCH		RBSE-113
- DL DCH Transport channel identity		10		RBSE-114
- DL DSCH Transport channel identity		Not Present		RBSE-115
- Logical channel identity		3		RBSE-116
- RB identity		4 (AM DCCH for NAS Low Priority)		RBSE-117
- RB mapping info				RBSE-118
- Information for each multiplexing option		1 RBMuxOption		RBSE-119
- RLC logical channel mapping indicator		Not Present		RBSE-120
- Number of uplink RLC logical channels		1		RBSE-121
- Uplink transport channel type		E-DCH		RBSE-122
- Logical channel identity		4		RBSE-123
- E-DCH MAC-d flow identity		1		RBSE-124
- DDI		4		RBSE-125
- RLC PDU size list		1 RLC PDU size		RBSE-126
- RLC PDU size		96 bits		RBSE-127
- Include in scheduling info		FALSE		RBSE-128
- MAC logical channel priority		4		RBSE-129
- Downlink RLC logical channel info				RBSE-130
- Number of RLC logical channels		1		RBSE-131
- Downlink transport channel type		DCH		RBSE-132
- DL DCH Transport channel identity		10		RBSE-133
- DL DSCH Transport channel identity		Not Present		RBSE-134
- Logical channel identity		4		RBSE-135
Downlink counter synchronization info		Not Present		RBSE-136
PDCP ROHC target mode		Not Present	Rel-5	RBSE-137
UL Transport channel information for all transport channels		Not Present		RBSE-138
Deleted UL TrCH information				RBSE-139
- Uplink transport channel type		DCH		RBSE-140
- UL transport channel identity		5		RBSE-141
Added or Reconfigured UL TrCH information list		1 TrCH added		RBSE-142
- Added or Reconfigured UL TrCH information		1 E-DCH added with one DCCH MAC-d flow and one DTCH MAC-d flow		RBSE-143
- Uplink transport channel type		E-DCH		RBSE-144
- CHOICE UL parameters		E-DCH		RBSE-145
- UL MAC header type		MAC-i/is	Rel-8	RBSE-145a
- E-DCH Transmission Time Interval		<u>2ms</u>		RBSE-146
- HARQ info for E-DCH				RBSE-147
- HARQ RV Configuration		Rv0		RBSE-148
- Added or reconfigured E-DCH MAC-d flow		(for DCCH)		RBSE-149
- E-DCH MAC-d flow identity		1		RBSE-150
- E-DCH MAC-d flow power offset		0		RBSE-151
- E-DCH MAC-d flow maximum number of retransmissions		7		RBSE-152
- E-DCH MAC-d flow multiplexing list		Not Present		RBSE-153
- CHOICE transmission grant type		Non-scheduled grant info		RBSE-154
- Max MAC-e PDU contents size		114 bits		RBSE-155
- 2 ms non-scheduled transmission grant HARQ process allocation		Not Present		RBSE-156
- Added or reconfigured E-DCH MAC-d flow		(for DTCH)		RBSE-157
- E-DCH MAC-d flow identity		2		RBSE-158
- E-DCH MAC-d flow power offset		0		RBSE-159
- E-DCH MAC-d flow maximum number of retransmissions		7		RBSE-160
- E-DCH MAC-d flow multiplexing list		Not Present		RBSE-161

Information Element	Condition	Value/remark	Version	Index
- CHOICE transmission grant type		Scheduled grant info		RBSE-162
CHOICE <i>mode</i>		Not Present	R99 and Rel-4 only	RBSE-163
DL Transport channel information common for all transport channels		Not Present		RBSE-164
DL Transport channel information common for all transport channels				RBSE-165
- SCCPCH TFCS		Not Present		RBSE-166
- CHOICE <i>mode</i>		FDD		RBSE-167
- CHOICE DL parameters		Explicit		RBSE-168
- DL DCH TFCS				RBSE-169
- CHOICE TFCI Signalling		Normal		RBSE-170
- TFCI Field 1 Information				RBSE-171
- CHOICE TFCS representation		Complete reconfiguration		RBSE-172
- TFCS complete reconfigure				RBSE-173
- CHOICE CTFC Size		2 bit CTFC		RBSE-174
- CTFC information		2 TFCs		RBSE-175
- 2bit CTFC		0		RBSE-176
- Power offset Information				RBSE-177
- CHOICE Gain Factors		computedGainFactors		RBSE-178
- Reference TFC ID		0		RBSE-179
- Power offset Pp-m		Not Present		RBSE-180
- 2bit CTFC		1		RBSE-181
- Power offset Information				RBSE-182
- CHOICE Gain Factors		signalledGainFactors		RBSE-183
- CHOICE <i>mode</i>		FDD		RBSE-184
- Gain factor β_c		15		RBSE-185
- Gain factor β_d		15		RBSE-186
- Reference TFC ID		0		RBSE-187
- CHOICE <i>mode</i>		FDD		RBSE-188
- Power offset Pp-m		Not Present		RBSE-189
Deleted TrCH information list		Not Present		RBSE-190
Added or Reconfigured TrCH information list		1 TrCH added		RBSE-191
- Added or Reconfigured DL TrCH information		HS-DSCH for DTCH added		RBSE-192
- Downlink transport channel type		HS-DSCH		RBSE-193
- DL Transport channel identity		Not Present		RBSE-194
- CHOICE DL parameters		HS-DSCH		RBSE-195
- HARQ Info				RBSE-196
- Number of Processes		Reference to TS34.121 [2] Annex C Fixed Reference Channels		RBSE-197
- CHOICE <i>Memory Partitioning</i>		Explicit		RBSE-198
- Memory size		Reference to TS34.121 [2] Annex C Fixed Reference Channels parameter "Number of HARQ Processes".		RBSE-199
- Process Memory Size		Reference to TS34.121 [2] Annex C Fixed Reference Channels parameter "Number of SML's per HARQ Proc.".		RBSE-200
- Additional memory sizes for MIMO		Not Present	Rel-7	RBSE-201
- CHOICE DL MAC header type		MAC-hs	Rel-7	RBSE-202
- Added or reconfigured MAC-d flow				RBSE-203
- MAC-hs queue to add or reconfigure list		(one queue)		RBSE-204
- MAC-hs queue Id		0		RBSE-205
- MAC-d Flow Identity		0		RBSE-206
- T1		50		RBSE-207
- MAC-hs window size		16		RBSE-208
- MAC-d PDU size Info				RBSE-209
- MAC-d PDU size		Reference to TS34.121 [2] Annex C Fixed Reference Channels		RBSE-210
- MAC-d PDU size index		0		RBSE-211
- MAC-hs queue to delete list		Not present		RBSE-212
- DCH quality target		Not present		RBSE-213

Information Element	Condition	Value/remark	Version	Index
Frequency info		Not present		RBSE-214
Multi-frequency Info		Not present	Rel-7	RBSE-215
DTX-DRX timing information		Not present	Rel-7	RBSE-216
DRX Information		Not present	Rel-7	RBSE-217
HS-SCCH less Information		Not present	Rel-7	RBSE-218
MIMO parameters		Not present	Rel-7	RBSE-219
Maximum allowed UL TX power		33dBm		RBSE-220
CHOICE channel requirement		Uplink DPCH info	Rel-5 and earlier	RBSE-221
Uplink DPCH info			Rel-6	RBSE-222
- Uplink DPCH power control info				RBSE-223
- DPCCH power offset		-40 (-80dB)		RBSE-224
- PC Preamble		1 frame		RBSE-225
- SRB delay		7 frames		RBSE-226
- Power Control Algorithm		Algorithm1		RBSE-227
- TPC step size		0 (1dB)		RBSE-228
- Δ_{ACK}	A1	0		RBSE-229
- Δ_{ACK}	A2	6		RBSE-229a
- Δ_{NACK}	A1	0		RBSE-230
- Δ_{NACK}	A2	6		RBSE-230a
- Ack-Nack repetition factor		1		RBSE-231
- HARQ_preamble_mode		0		RBSE-232
- Scrambling code type		Long		RBSE-233
- Scrambling code number		0 (0 to 16777215)		RBSE-234
- Number of DPDCH		0		RBSE-235
- spreading factor		Not present		RBSE-236
- TFCI existence		FALSE		RBSE-237
- Number of FBI bit		Not present		RBSE-238
- Puncturing Limit		Not present		RBSE-239
E-DCH info			Rel-6	RBSE-240
- MAC-es/e reset indicator		TRUE		RBSE-241
- E-DPCCH info				RBSE-242
- E-DPCCH/DPCCH power offset		0		RBSE-243
- Happy bit delay condition		100 ms		RBSE-244
- E-TFC Boost Info				RBSE-244a
- E-TFCI boost		67	Rel-7	RBSE-245
- Delta T2TP		5 (15 dB)		RBSE-245a
- E-DPDCH power interpolation		Not present	Rel-7	RBSE-246
- E-DPDCH info				RBSE-247
- E-TFCI table index	A1	0		RBSE-248
- E-TFCI table index	A2	1		RBSE-248a
- E-DCH minimum set E-TFCI		67		RBSE-249
- Reference E-TFCIs		2 E-TFCI		RBSE-250
- Reference E-TFCI		1		RBSE-251
- Reference E-TFCI PO		12		RBSE-252
- Reference E-TFCI		68		RBSE-252a
- Reference E-TFCI PO		19		RBSE-252b
- Minimum reduced E-DPDCH gain factor.	A1	30/15	Rel-8	RBSE-252c
- Minimum reduced E-DPDCH gain factor.	A2	84/15	Rel-8	RBSE-252d
- Maximum channelisation codes		2sf2and2sf4		RBSE-253
- PLnon-max		0.84		RBSE-254
- Scheduling Information Configuration				RBSE-255
- Periodicity for Scheduling Info – no grant		Not present		RBSE-256
- Periodicity for Scheduling Info – grant		Not present		RBSE-257
- Power Offset for Scheduling Info		0		RBSE-258
- 3-Index-Step Threshold		Not present		RBSE-259
- 2-Index-Step Threshold		Not present		RBSE-260
- Scheduled Transmission configuration				RBSE-261
- 2ms scheduled transmission grant		Not present		RBSE-262
HARQ process allocation				
- Serving Grant		Not present		RBSE-263

Information Element	Condition	Value/remark	Version	Index
- UL 16QAM settings	A1	Not present	Rel-7	RBSE-264
- UL 16QAM settings	A2		Rel-7	RBSE-264a
- BetaEd gain E-AGCH table selection		1		RBSE-264b
CHOICE Mode		FDD	R99 and Rel-4 only	RBSE-265
- Downlink PDSCH information		Not Present	R99 and Rel-4 only	RBSE-266
Uplink secondary cell info FDD			Rel-9	RBSE-267
- Secondary serving E-DCH cell info				RBSE-268
- Primary E-RNTI		'1010 1010 1010 1010'		RBSE-269
- Secondary E-RNTI		Not Present		RBSE-270
- Secondary E-DCH info common				RBSE-271
- Frequency info				RBSE-272
- UARFCN uplink (Nu)		Reference to clause 5.1 Test frequencies		RBSE-273
- UARFCN downlink (Nd)		Reference to clause 5.1 Test frequencies		RBSE-274
- Scrambling code type		Short		RBSE-275
- Scrambling code number		0		RBSE-276
- 2ms scheduled transmission grant		Not Present		RBSE-277
HARQ process allocation				RBSE-278
- Serving Grant				RBSE-279
- Primary/Secondary Grant Selector		Primary		RBSE-280
- Minimum reduced E-DPCH gain factor	A1	30/15		RBSE-280a
- Minimum reduced E-DPCH gain factor	A2	84/15		RBSE-281
- E-DCH minimum set E-TFCI		67		RBSE-282
- DPCCH Power offset for secondary UL frequency		0 dB		RBSE-283
- PC Preamble		0 frame		RBSE-284
- Downlink information per radio link list on secondary UL frequency				RBSE-285
- Downlink information for each radio link on secondary UL frequency		1		RBSE-286
- Primary CPICH info				RBSE-287
- Primary scrambling code		Ref. to the Default setting in clause 6.1 (FDD)		RBSE-288
- Cell ID		Not Present		RBSE-289
- Downlink F-DPCH info for each RL on secondary UL frequency				RBSE-290
- Downlink F-DPCH info for each RL				RBSE-291
- Primary CPICH usage for channel estimate				RBSE-292
- F-DPCH frame offset		Set to value Default DPCH Offset Value (as currently stored in SS) mod 38 400		RBSE-293
- F-DPCH slot format		3 if UE supports enhanced F-DPCH, otherwise Not Present		RBSE-294
- Secondary CPICH info		Not Present		RBSE-295
- Secondary scrambling code		Not Present		RBSE-296
- Code number		12		RBSE-297
- TPC combination index		0		RBSE-298
- STTD		FALSE		RBSE-299
- E-AGCH Info				RBSE-300
- E-AGCH Channelisation Code		10		RBSE-301
- E-HICH Info				RBSE-302
- Channelisation Code		4		RBSE-303
- Signature Sequence		1		RBSE-304
- E-RGCH Info				RBSE-305
- Signature Sequence		0		RBSE-306
- RG combination index		0		RBSE-307
Downlink HS-PDSCH Information				RBSE-308
- HS-SCCH Info				RBSE-309
- CHOICE mode		FDD		RBSE-310
- DL Scrambling Code		Not present		RBSE-311
- HS-SCCH Channelisation Code				Information

Information Element	Condition	Value/remark	Version	Index
<ul style="list-style-type: none"> - HS-SCCH Channelisation Code - HS-SCCH Channelisation Code - Measurement Feedback Info - CHOICE mode - POhdsch - CQI Feedback cycle, k - CQI repetition factor - Δ_{CQI} - Δ_{CQI} - CHOICE mode - Downlink 64QAM configured 	<ul style="list-style-type: none"> A1 A2 	2		RBSE-312
		3		RBSE-313
		FDD		RBSE-314
		6 dB		RBSE-315
		2 ms		RBSE-316
		1		RBSE-317
		0		RBSE-318
		6		RBSE-319
		FDD		RBSE-319a
		Not Present		RBSE-320
			Rel-7	RBSE-321
Downlink information common for all radio links		Not Present		RBSE-322
Downlink information for each radio link list				RBSE-323
<ul style="list-style-type: none"> - Downlink information for each radio link - Choice mode - Primary CPICH info - Primary scrambling code - PDSCH with SHO DCH info - PDSCH code mapping - Serving HS-DSCH radio link indicator - Serving E-DCH radio link indicator - Downlink DPCH info for each RL - CHOICE mode - Primary CPICH usage for channel estimation - DPCH frame offset - Secondary CPICH info - DL channelisation code - Secondary scrambling code 		FDD		RBSE-324
		Ref. to clause 6.1 "Default settings (FDD)"		RBSE-325
		Not Present		RBSE-326
			R99 and Rel-4 only	RBSE-327
		Not Present	R99 and Rel-4 only	RBSE-328
		TRUE		RBSE-329
		TRUE		RBSE-330
		FDD		RBSE-331
		Primary CPICH may be used		RBSE-332
		Set to value Default DPCH Offset Value (as currently stored in SS) mod 38 400		RBSE-333
Not Present		RBSE-334		
				RBSE-335
				RBSE-336
				RBSE-337
				RBSE-338
		256		RBSE-339
		192		RBSE-340
<ul style="list-style-type: none"> - Scrambling code change - TPC combination index - SSdT Cell Identity - Closed loop timing adjustment mode - E-AGCH Info - E-AGCH Channelisation Code - CHOICE E-HICH Information - E-HICH Information - DL Scrambling code - Channelisation code - Signature sequence - CHOICE E-RGCH Information - SCCPCH information for FACH 		No code change		RBSE-341
		0		RBSE-342
		Not Present		RBSE-343
		Not Present	R99 and Rel-4 only	RBSE-344
		14	Rel-6	RBSE-345
			Rel-6	RBSE-346
				RBSE-347
				RBSE-348
		Not Present (default is primary)		RBSE-349
		6		RBSE-350
1		RBSE-351		
Not Present	Rel-6	RBSE-352		
Not Present	R99 and Rel-4 only	RBSE-353		
Downlink secondary cell info FDD			Rel-8	RBSE-354
- CHOICE Configuration info		New configuration		RBSE-355
- New H-RNTI		'1010 1010 1010 1010'		RBSE-356
- Downlink 64QAM configured		Not Present		RBSE-357
- HS-DSCH TB size table		Not Present		RBSE-358
- Primary CPICH info				RBSE-359
- Primary scrambling code		Ref. to the Default setting in clause 6.1 (FDD)		RBSE-360
- DL Scrambling Code		Not Present		RBSE-361

Information Element	Condition	Value/remark	Version	Index
- HS-SCCH Channelisation Code Information				RBSE-362
- HS-SCCH Channelisation Code		2		RBSE-363
- HS-SCCH Channelisation Code		3		RBSE-364
- Measurement Power Offset		6 dB		RBSE-365
- UARFCN downlink (Nd)		Reference to clause 5.1 Test frequencies		RBSE-366
MBMS PL Service Restriction Information		Not Present	Rel-6	RBSE-367

Condition	Explanation	Version
A1	This IE is used when test is performed with UL E-DCH reference measurement channel for DC-HSUPA using BPSK as specified in TS 34.121-1 subclause C.2.6	
A2	This IE is used when test is performed with UL E-DCH reference measurement channel for DC-HSUPA using 16QAM as specified in TS 34.121-1 subclause C.2.7	

Contents of RRC CONNECTION RELEASE message: UM

Information Element	Value/remark	Version
Message Type		
U-RNTI	This IE is set to the following value when the message is transmitted on the CCCH. When transmitted on DCCH, this is absent.	R99, Rel-4
- SRNC identity	0000 0000 0001B	
- S-RNTI	0000 0000 0000 0000 0001B	
CHOICE identity type	This IE is set to the following value when the message is transmitted on the CCCH. When transmitted on DCCH, this is absent.	Rel-5
- U-RNTI		
- SRNC identity	0000 0000 0001B	
- S-RNTI	0000 0000 0000 0000 0001B	
RRC transaction identifier	Arbitrarily selects an integer between 0 and 3	
Integrity check info	This IE is present when this message is transmitted on downlink DCCH. Else, this IE and the sub-IEs are omitted. SS calculates the value of MAC-I for this message and writes to this IE. The first/ leftmost bit of the bit string contains the most significant bit of the MAC-I.	
- Message authentication code		
- RRC Message sequence number	SS provides the value of this IE, from its internal counter.	
N308	2 (for CELL_DCH state). Not Present (for UE in other connected mode states).	
Release cause	Normal event	
Rplmn information	Not Present	
Redirection info	Not Present	Rel-6

Contents of RRC CONNECTION SETUP message: UM

Information Element	Condition	Value/remark	Version	Index
Message Type				RCSU-001
Initial UE identity		Select the same identity as in the IE "Initial UE Identity" in received "RRC CONNECTION REQUEST" message		RCSU-002
RRC transaction identifier		Arbitrarily selects an integer between 0 and 3		RCSU-003
Activation time		Not Present(Now)		RCSU-004
New U-RNTI				RCSU-005
- SRNC identity		0000 0000 0001B		RCSU-006
- S-RNTI		0000 0000 0000 0000 0001B		RCSU-007
New C-RNTI		Not Present		RCSU-008
New H-RNTI		Not Present	Rel-6	RCSU-009
New Primary E-RNTI		Not Present	Rel-6	RCSU-010
New Secondary E-RNTI		Not Present	Rel-6	RCSU-011
RRC State Indicator		CELL_DCH		RCSU-012
UTRAN DRX cycle length coefficient		9		RCSU-013
Capability update requirement				RCSU-014
- UE radio access FDD capability update		TRUE		RCSU-015

Information Element	Condition	Value/remark	Version	Index
requirement				
- UE radio access TDD capability update requirement		FALSE		RCSU-016
- UE radio access 3.84 Mcps TDD capability update requirement		FALSE	Rel-4	RCSU-017
- UE radio access 1.28 Mcps TDD capability update requirement		FALSE	Rel-4	RCSU-018
- System specific capability update requirement list		GSM		RCSU-019
CHOICE <i>specification mode</i>		Complete specification	Rel-5	RCSU-020
- Complete specification			Rel-5	RCSU-021
- Signalling RB information to setup list		4 SRBs		RCSU-022
- Signalling RB information to setup		(UM DCCH for RRC)		RCSU-023
- RB identity		Not Present		RCSU-024
- CHOICE RLC info type		RLC info		RCSU-025
- CHOICE Uplink RLC mode		UM RLC		RCSU-026
- Transmission RLC discard		Not Present		RCSU-027
- CHOICE Downlink RLC mode		UM RLC		RCSU-028
- DL UM RLC LI size		7 bit	Rel-6	RCSU-029
- One sided RLC re-establishment		FALSE	Rel-6	RCSU-030
- RB mapping info				RCSU-031
- Information for each multiplexing option		2 RBMuxOptions		RCSU-032
- RLC logical channel mapping indicator		Not Present		RCSU-033
- Number of RLC logical channels		1		RCSU-034
- Uplink transport channel type		DCH		RCSU-035
- UL Transport channel identity		5		RCSU-036
- Logical channel identity		1		RCSU-037
- CHOICE RLC size list		Configured		RCSU-038
- MAC logical channel priority		1		RCSU-039
- Downlink RLC logical channel info				RCSU-040
- Number of RLC logical channels		1		RCSU-041
- Downlink transport channel type		DCH		RCSU-042
- DL DCH Transport channel identity		10		RCSU-043
- DL DSCH Transport channel identity		Not Present		RCSU-044
- Logical channel identity		1		RCSU-045
- RLC logical channel mapping indicator		Not Present		RCSU-046
- Number of RLC logical channels		1		RCSU-047
- Uplink transport channel type		RACH		RCSU-048
- UL Transport channel identity		Not Present		RCSU-049
- Logical channel identity		1		RCSU-050
- CHOICE RLC size list		Explicit List		RCSU-051
- RLC size index		Reference to clause 6 Parameter Set		RCSU-052
- MAC logical channel priority		1		RCSU-053
- Downlink RLC logical channel info				RCSU-054
- Number of RLC logical channels		1		RCSU-055
- Downlink transport channel type		FACH		RCSU-056
- DL DCH Transport channel identity		Not Present		RCSU-057
- DL DSCH Transport channel identity		Not Present		RCSU-058
- Logical channel identity		1		RCSU-059
- Signalling RB information to setup		(AM DCCH for RRC)		RCSU-060
- RB identity		Not Present		RCSU-061
- CHOICE RLC info type				RCSU-062
- RLC info				RCSU-063
- CHOICE Uplink RLC mode		AM RLC		RCSU-064
- Transmission RLC discard				RCSU-065
- SDU discard mode		No Discard		RCSU-066
- MAX_DAT		15		RCSU-067
- Transmission window size		128		RCSU-068
- Timer_RST		500		RCSU-069
- Max_RST		1		RCSU-070
- Polling info				RCSU-071
- Timer_poll_prohibit		200		RCSU-072
- Timer_poll		200		RCSU-073
- Poll_PDU		Not Present		RCSU-074
- Poll_SDU		1		RCSU-075
- Last transmission PDU poll		TRUE		RCSU-076
- Last retransmission PDU poll		TRUE		RCSU-077

Information Element	Condition	Value/remark	Version	Index
- Poll_Windows - Timer_poll_periodic - CHOICE Downlink RLC mode - DL RLC PDU size		99 Not Present AM RLC 96 bits	Rel-6	RCSU-078 RCSU-079 RCSU-080 RCSU-081
- DL RLC PDU size	A1	144 bits	Rel-6	RCSU-082
- In-sequence delivery - Receiving window size - Downlink RLC status info - Timer_status_prohibit - Timer_EPC - Missing PDU indicator		TRUE 128 200 Not Present TRUE		RCSU-083 RCSU-084 RCSU-085 RCSU-086 RCSU-087 RCSU-088
- Timer_STATUS_periodic - RB mapping info - Information for each multiplexing option - RLC logical channel mapping indicator - Number of RLC logical channels - Uplink transport channel type - UL Transport channel identity - Logical channel identity - CHOICE RLC size list - MAC logical channel priority - Downlink RLC logical channel info - Number of RLC logical channels - Downlink transport channel type - DL DCH Transport channel identity - DL DSCH Transport channel identity - Logical channel identity - RLC logical channel mapping indicator - Number of RLC logical channels - Uplink transport channel type - UL Transport channel identity - Logical channel identity - CHOICE RLC size list - RLC size index - MAC logical channel priority - Downlink RLC logical channel info - Number of RLC logical channels - Downlink transport channel type - DL DCH Transport channel identity - DL DSCH Transport channel identity - Logical channel identity - Signalling RB information to setup - RB identity - CHOICE RLC info type - RLC info - CHOICE Uplink RLC mode - Transmission RLC discard - SDU discard mode - MAX_DAT - Transmission window size - Timer_RST - Max_RST - Polling info - Timer_poll_prohibit - Timer_poll - Poll_PDU - Poll_SDU - Last transmission PDU poll - Last retransmission PDU poll - Poll_Windows - Timer_poll_periodic - CHOICE Downlink RLC mode - DL RLC PDU size		Not Present 2 RBmuxOptions Not Present 1 DCH 5 2 Configured 2 1 DCH 10 Not Present 2 Not Present 1 RACH Not Present 2 Explicit List Reference to clause 6 Parameter Set 2 1 FACH Not Present Not Present 2 (AM DCCH for NAS_DT High priority) Not Present AM RLC No Discard 15 128 500 1 200 200 Not Present 1 TRUE TRUE 99 Not Present AM RLC 96 bits	Rel-6	RCSU-089 RCSU-090 RCSU-091 RCSU-092 RCSU-093 RCSU-094 RCSU-095 RCSU-096 RCSU-097 RCSU-098 RCSU-099 RCSU-100 RCSU-101 RCSU-102 RCSU-103 RCSU-104 RCSU-105 RCSU-106 RCSU-107 RCSU-108 RCSU-109 RCSU-110 RCSU-111 RCSU-112 RCSU-113 RCSU-114 RCSU-115 RCSU-116 RCSU-117 RCSU-118 RCSU-119 RCSU-120 RCSU-121 RCSU-122 RCSU-123 RCSU-124 RCSU-125 RCSU-126 RCSU-127 RCSU-128 RCSU-129 RCSU-130 RCSU-131 RCSU-132 RCSU-133 RCSU-134 RCSU-135 RCSU-136 RCSU-137 RCSU-138 RCSU-139 RCSU-140
- DL RLC PDU size	A1	144 bits	Rel-6	RCSU-141
- In-sequence delivery - Receiving window size - Downlink RLC status info		TRUE 128		RCSU-142 RCSU-143 RCSU-144

Information Element	Condition	Value/remark	Version	Index
- Timer_status_prohibit - Timer_EPC - Missing PDU indicator - Timer_STATUS_periodic - RB mapping info - Information for each multiplexing option - RLC logical channel mapping indicator - Number of RLC logical channels - Uplink transport channel type -UL Transport channel identity - Logical channel identity - CHOICE RLC size list - MAC logical channel priority		200 Not Present TRUE Not Present 2 RBmuxOptions Not Present 1 DCH 5 3 Configured 3		RCSU-145 RCSU-146 RCSU-147 RCSU-148 RCSU-149 RCSU-150 RCSU-151 RCSU-152 RCSU-153 RCSU-154 RCSU-155 RCSU-156 RCSU-157
- Downlink RLC logical channel info - Number of RLC logical channels - Downlink transport channel type - DL DCH Transport channel identity - DL DSCH Transport channel identity - Logical channel identity - RLC logical channel mapping indicator - Number of RLC logical channels - Uplink transport channel type - UL Transport channel identity - Logical channel identity - CHOICE RLC size list - RLC size index - MAC logical channel priority - Downlink RLC logical channel info - Number of RLC logical channels - Downlink transport channel type - DL DCH Transport channel identity - DL DSCH Transport channel identity - Logical channel identity - Signalling RB information to setup - RB identity - CHOICE RLC info type - RLC info - CHOICE Uplink RLC mode - Transmission RLC discard - SDU discard mode - MAX_DAT - Transmission window size - Timer_RST - Max_RST - Polling info - Timer_poll_prohibit - Timer_poll - Poll_PDU - Poll_SDU - Last transmission PDU poll - Last retransmission PDU poll - Poll_Windows - Timer_poll_periodic - CHOICE Downlink RLC mode - DL RLC PDU size		1 DCH 10 Not Present 3 Not Present 1 RACH Not Present 3 Explicit List Reference to clause 6 Parameter Set 3 1 FACH Not Present Not Present 3 (AM DCCH for NAS_DT Low priority) Not Present AM RLC No Discard 15 128 500 1 200 200 Not Present 1 TRUE TRUE 99 Not Present AM RLC 96 bits		RCSU-158 RCSU-159 RCSU-160 RCSU-161 RCSU-162 RCSU-163 RCSU-164 RCSU-165 RCSU-166 RCSU-167 RCSU-168 RCSU-169 RCSU-170 RCSU-171 RCSU-172 RCSU-173 RCSU-174 RCSU-175 RCSU-176 RCSU-177 RCSU-178 RCSU-179 RCSU-180 RCSU-181 RCSU-182 RCSU-183 RCSU-184 RCSU-185 RCSU-186 RCSU-187 RCSU-188 RCSU-189 RCSU-190 RCSU-191 RCSU-192 RCSU-193 RCSU-194 RCSU-195 RCSU-196 RCSU-197 RCSU-198 RCSU-199
- DL RLC PDU size	A1	144 bits	Rel-6	RCSU-200
- In-sequence delivery - Receiving window size - Downlink RLC status info - Timer_status_prohibit - Timer_EPC - Missing PDU indicator - Timer_STATUS_periodic - RB mapping info - Information for each multiplexing option - RLC logical channel mapping indicator - Number of RLC logical channels		TRUE 128 200 Not Present TRUE Not Present 2 RBmuxOptions Not Present 1		RCSU-201 RCSU-202 RCSU-203 RCSU-204 RCSU-205 RCSU-206 RCSU-207 RCSU-208 RCSU-209 RCSU-210 RCSU-211

Information Element	Condition	Value/remark	Version	Index
- Uplink transport channel type - UL Transport channel identity - Logical channel identity - CHOICE RLC size list - MAC logical channel priority - Downlink RLC logical channel info - Number of RLC logical channels - Downlink transport channel type - DL DCH Transport channel identity - DL DSCH Transport channel identity - Logical channel identity - RLC logical channel mapping indicator - Number of RLC logical channels - Uplink transport channel type - UL Transport channel identity		DCH 5 4 Configured 4 1 DCH 10 Not Present 4 Not Present 1 RACH Not Present		RCSU-212 RCSU-213 RCSU-214 RCSU-215 RCSU-216 RCSU-217 RCSU-218 RCSU-219 RCSU-220 RCSU-221 RCSU-222 RCSU-223 RCSU-224 RCSU-225 RCSU-226
- Logical channel identity - CHOICE RLC size list - RLC size index - MAC logical channel priority - Downlink RLC logical channel info - Number of RLC logical channels - Downlink transport channel type - DL DCH Transport channel identity - DL DSCH Transport channel identity - Logical channel identity UL Transport channel information for all transport channels - PRACH TFCS - CHOICE Mode - TFC subset - UL DCH TFCS - CHOICE TFCI signalling - TFCI Field 1 information - CHOICE TFCS representation - TFCS complete reconfiguration information - CHOICE CTFC Size - CTFC information - 2bit CTFC - Power offset Information - CHOICE Gain Factors - Reference TFC ID - CHOICE mode - Power offset Pp-m - 2bit CTFC - Power offset Information - CHOICE Gain Factors - CHOICE mode - Gain factor β_c - Gain factor β_d - Reference TFC ID - CHOICE mode - Power offset Pp-m Added or Reconfigured UL TrCH information list - Added or Reconfigured UL TrCH information - Uplink transport channel type - UL Transport channel identity - TFS - CHOICE Transport channel type - Dynamic Transport Format Information - RLC size		4 Explicit List Reference to clause 6 Parameter Set 4 1 FACH Not Present Not Present 4 Not Present FDD Not Present Normal Complete reconfiguration 2 bit CTFC 2 TFCs 0 computedGainFactors 0 FDD Not Present 1 signalledGainFactors FDD 15 15 0 FDD Not Present 1 DCH 5 Dedicated transport channels 96 bits		RCSU-227 RCSU-228 RCSU-229 RCSU-230 RCSU-231 RCSU-232 RCSU-233 RCSU-234 RCSU-235 RCSU-236 RCSU-237 RCSU-238 RCSU-239 RCSU-240 RCSU-241 RCSU-242 RCSU-243 RCSU-244 RCSU-245 RCSU-246 RCSU-247 RCSU-248 RCSU-249 RCSU-250 RCSU-251 RCSU-252 RCSU-253 RCSU-254 RCSU-255 RCSU-256 RCSU-257 RCSU-258 RCSU-259 RCSU-260 RCSU-261 RCSU-262 RCSU-263 RCSU-264 RCSU-265 RCSU-266 RCSU-267 RCSU-268 RCSU-269 RCSU-270
- RLC size	A1	144 bits		RCSU-271
- Number of TBs and TTI List - Transmission Time Interval - Number of Transport blocks - Transmission Time Interval - Number of Transport blocks - CHOICE Logical channel List		2 Not Present 0 Not Present 1 ALL		RCSU-272 RCSU-273 RCSU-274 RCSU-275 RCSU-276 RCSU-277

Information Element	Condition	Value/remark	Version	Index
- Semi-static Transport Format Information		40		RCSU-278
- Transmission time interval		Convolutional		RCSU-279
- Type of channel coding		1/3		RCSU-280
- Coding Rate		256		RCSU-281
- Rate matching attribute		12		RCSU-282
- CRC size		16		RCSU-283
- CRC size	A1	16		RCSU-284
DL Transport channel information common for all transport channel				RCSU-285
- SCCPCH TFCS		Not Present		RCSU-286
- CHOICE mode		FDD		RCSU-287
- CHOICE DL parameters		Same as UL		RCSU-288
Added or Reconfigured DL TrCH information list		1		RCSU-289
- Added or Reconfigured DL TrCH information		DCH		RCSU-290
- Downlink transport channel type		10		RCSU-291
- DL Transport channel identity		SameAsUL		RCSU-292
- CHOICE DL parameters				RCSU-293
- Uplink transport channel type		DCH		RCSU-294
- UL TrCH Identity		5		RCSU-295
- DCH quality target		-20 (-2.0)		RCSU-296
- BLER Quality value		Not Present		RCSU-297
Frequency info		Not Present		RCSU-298
Maximum allowed UL TX power		Not Present		RCSU-299
CHOICE channel requirement		Uplink DPCH info	Rel-5 and earlier	RCSU-300
Uplink DPCH info			Rel-6	RCSU-301
- Uplink DPCH power control info				RCSU-302
- DPCH power offset		-40 (-80dB)		RCSU-303
- PC Preamble		1 frame		RCSU-304
- SRB delay		7 frames		RCSU-305
- Power Control Algorithm		Algorithm1		RCSU-306
- TPC step size		0 (1dB)		RCSU-307
- Δ_{ACK}		Not Present	Rel-5	RCSU-308
- Δ_{NACK}		Not Present	Rel-5	RCSU-309
- Ack-Nack repetition factor		Not Present	Rel-5	RCSU-310
- HARQ_preamble_mode		0	Rel-6	RCSU-311
- CHOICE mode		FDD		RCSU-312
- Scrambling code type		Long		RCSU-313
- Scrambling code number		0 (0 to 16777215)		RCSU-314
- Number of DPDCH		Not Present (1)		RCSU-315
- Spreading factor		256		RCSU-316
- TFCI existence		TRUE		RCSU-317
- Number of FBI bit		Not Present(0)		RCSU-318
- Puncturing Limit		1		RCSU-319
E-DCH Info		Not Present	Rel-6	RCSU-320
Downlink HS-PDSCH Information		Not Present	Rel-6	RCSU-321
Downlink information common for all radio links				RCSU-322
- Downlink DPCH info common for all RL		Initialize		RCSU-323
- Timing Indication		Not Present		RCSU-324
- CFN-targetSFN frame offset		Not Present		RCSU-325
- Downlink DPCH power control information				RCSU-326
- CHOICE mode		FDD		RCSU-327
- DPC mode		0 (single)		RCSU-328
- CHOICE mode		FDD		RCSU-329
- Power offset $P_{Pilot-DPCH}$		0		RCSU-330
- DL rate matching restriction information		Not Present		RCSU-331
- Spreading factor		256		RCSU-332
- Fixed or Flexible Position		Fixed		RCSU-333
- TFCI existence		FALSE		RCSU-334
- CHOICE SF				RCSU-335
- Number of bits for Pilot bits		8		RCSU-336
- DPCH compressed mode info		Not Present		RCSU-337
- TX Diversity mode		None		RCSU-338
- SSDT information		Not Present	R99 and Rel-4	RCSU-339

Information Element	Condition	Value/remark	Version	Index
- Default DPCH Offset Value		Arbitrary set to value 0..306688 by step of 512	only	RCSU-340
Downlink information for per radio links list				RCSU-341
-Downlink information for each radio links				RCSU-342
- CHOICE mode		FDD		RCSU-343
- Primary CPICH info		Reference to clause 6.1 "Default settings (FDD)"		RCSU-344
- Primary scrambling code		Not Present		RCSU-345
- PDSCH with SHO DCH info			R99 and Rel-4	RCSU-346
- PDSCH code mapping		Not Present	only	RCSU-347
- Serving HS-DSCH radio link indicator		FALSE	R99 and Rel-4	RCSU-348
- Serving E-DCH radio link indicator		FALSE	only	RCSU-349
- Downlink DPCH info for each RL			Rel-6	RCSU-350
- CHOICE mode		FDD		RCSU-351
- Primary CPICH usage for channel estimation		Primary CPICH may be used		RCSU-352
- DPCH frame offset		Set to value : Default DPCH Offset		RCSU-353
		Value mod 38 400		
- Secondary CPICH info		Not Present		RCSU-354
- DL channelisation code				RCSU-355
- Secondary scrambling code		Not Present		RCSU-356
- Spreading factor		256		RCSU-357
- Code number		192		RCSU-358
- Scrambling code change		Not Present		RCSU-359
- TPC combination index		0		RCSU-360
- SSDT Cell Identity		Not Present	R99 and Rel-4	RCSU-361
			only	
- Closed loop timing adjustment mode		Not Present		RCSU-362
- E-AGCH Info		Not Present	Rel-6	RCSU-363
- E-HICH Information		Not Present	Rel-6	RCSU-364
- E-RGCH Information		Not Present	Rel-6	RCSU-365
- SCCPCH information for FACH		Not Present	R99 and Rel-4	RCSU-366
			only	

Condition	Explanation
A1	UE supporting 64kbps(Chanel2)

Contents of SECURITY MODE COMMAND message: AM

Information Element	Condition	Value/remark
Message Type	A1, A2	
RRC transaction identifier		Arbitrarily selects an integer between 0 and 3
Integrity check info		
- Message authentication code		Set to an arbitrarily selected 32-bits integer. The first/ leftmost bit of the bit string contains the most significant bit of the MAC-I.
- RRC Message Sequence Number		Set to an arbitrarily selected integer between 0 and 15
Security capability		
- Ciphering algorithm capability		If the UE has indicated support for ciphering algorithm UEA0 in the IE "security capability" in the RRC CONNECTION SETUP COMPLETE message, this IE is set to TRUE.
- UEA0		
- UEA1		If the UE has indicated support for ciphering algorithm UEA1 in the IE "security capability" in the RRC CONNECTION SETUP COMPLETE message, this IE is set to TRUE.
- Spare		Spare 2-15 = FALSE

- Integrity protection algorithm capability - UIA1 - Spare		000000000000010B (UIA1) TRUE Spare 0 and Spare 2-15 = FALSE
Ciphering mode info - Ciphering mode command - Ciphering algorithm - Ciphering activation time for DPCH - Radio bearer downlink ciphering activation time info - Radio bearer activation time - RB identity - RLC sequence number - RB identity - RLC sequence number - RB identity - RLC sequence number - RB identity - RLC sequence number		This presence of this IE is dependent on IXT statements in TS 34.123-2. If ciphering is indicated to be active, this IE present with the values of the sub IEs as stated below. Else, this IE is omitted. Start/restart UEA0 or UEA1. The indicated algorithm must be one of the algorithms supported by the UE as indicated in the IE "security capability" in the RRC CONNECTION SETUP COMPLETE message. Not Present 1 Current RLC SN 2 Current RLC SN+3(or Calculated Value) 3 Current RLC SN 4 Current RLC SN
Integrity protection mode info - Integrity protection mode command - Downlink integrity protection activation info - Integrity protection algorithm - Integrity protection initialisation number		Start Not Present UIA1 SS selects an arbitrary 32 bits number for FRESH. The first/ leftmost bit of the bit string contains the most significant bit of the FRESH.A1
CN domain identity		CS or PS
UE system specific security capability	A1	Not Present
UE system specific security capability - Inter-RAT UE security capability - CHOICE <i>system</i> - GSM security capability	A2	GSM The indicated algorithms must be the same as the algorithms supported by the UE as indicated in the IE " UE system specific capability " in the RRC CONNECTION SETUP COMPLETE message.

Condition	Explanation
A1	UE not supporting GSM
A2	UE supporting GSM

9.2.2 Default Message Contents for RF (TDD)

Contents of Activate RB Test Mode message

Information Element	Value/remark
Protocol discriminator	F (Length 1/2)
Skip indicator	0 (Length 1/2)
Message Type	44h

Contents of Close UE Test Loop message

Information Element	Value/remark
Protocol discriminator	F (Length 1/2)
Skip indicator	0 (Length 1/2)
Message Type	40h

UE test loop mode	00h
UE test loop mode 1 LB setup	03h 00h F4h 0Ah

Contents of Open UE Test Loop message

Information Element	Value/remark
Protocol discriminator	F (Length 1/2)
Skip indicator	0 (Length 1/2)
Message Type	42h

Contents of PAGING TYPE 1 message: TM (CS)

Information Element	Value/remark
Message Type	
Paging record list	
-Paging record	
- CHOICE Used paging identity	CN identity
- Paging cause	Terminating Streaming Call
- CN domain identity	CS domain
- CHOICE UE identity	
- IMSI (GSM-MAP)	Set to the same octet string as in the IMSI stored in the USIM card
BCCH modification info	Not Present

Contents of PAGING TYPE 1 message: TM (PS)

Information Element	Value/remark
Message Type	
Paging record list	
-Paging record	
- CHOICE Used paging identity	CN identity
- Paging cause	Terminating Interactive Call
- CN domain identity	PS domain
- CHOICE UE identity	
- IMSI (GSM-MAP)	Set to the same octet string as in the IMSI stored in the USIM card
BCCH modification info	Not Present

Contents of RADIO BEARER SETUP message: AM or UM (3.84 Mcps TDD)

Information Element	Condition	Value/remark	Version	Index
Message Type	A1,A3			RBS3-001
RRC transaction identifier		Arbitrarily selects an integer between 0 and 3		RBS3-002
Integrity check info				RBS3-003
- message authentication code		SS calculates the value of MAC-I for this message and writes to this IE. The first/ leftmost bit of the bit string contains the most significant bit of the MAC-I.		RBS3-004
- RRC message sequence number		SS provides the value of this IE, from its internal counter.		RBS3-005
Integrity protection mode info		Not Present		RBS3-006
Ciphering mode info		Not Present		RBS3-007
Activation time		$(256+CFN-(CFN \text{ MOD } 8 + 8))\text{MOD } 256$		RBS3-008
New U-RNTI		Not Present		RBS3-009
New C-RNTI		Not Present		RBS3-010
New DSCH-RNTI		Not Present	R99 and Rel-4 only	RBS3-011
New H-RNTI		Not Present	Rel-5	RBS3-012
RRC State indicator		CELL_DCH		RBS3-013
UTRAN DRX cycle length coefficient		Not Present		RBS3-014
CN information info		Not Present		RBS3-015
URA identity		Not Present		RBS3-016
- Signalling RB information to setup		Not Present		RBS3-017
- RAB information for setup list	A1			RBS3-018

Information Element	Condition	Value/remark	Version	Index
- RAB information for setup				RBS3-019
- RAB info				RBS3-020
- RAB identity		0000 0001B		RBS3-021
		The first/ leftmost bit of the bit string contains the most significant bit of the RAB identity.		
- CN domain identity		CS domain		RBS3-022
- NAS Synchronization Indicator		Not Present		RBS3-023
- Re-establishment timer		UseT314		RBS3-024
- RB information to setup list				RBS3-025
- RB information to setup				RBS3-026
- RB identity		10		RBS3-027
- PDCP info		Not Present		RBS3-028
- CHOICE RLC info type		RLC info		RBS3-029
- CHOICE Uplink RLC mode		TM RLC		RBS3-030
- Transmission RLC discard		Not Present		RBS3-031
- Segmentation indication		FALSE		RBS3-032
- CHOICE Downlink RLC mode		TM RLC		RBS3-033
- Segmentation indication		FALSE		RBS3-034
- RB mapping info				RBS3-035
- Information for each multiplexing option				RBS3-036
- RLC logical channel mapping indicator		Not Present		RBS3-037
- Number of uplink RLC logical channels		1		RBS3-038
- Uplink transport channel type		DCH		RBS3-039
- UL Transport channel identity		1		RBS3-040
- Logical channel identity		Not Present		RBS3-041
- CHOICE RLC size list		Configured		RBS3-042
- MAC logical channel priority		7		RBS3-043
- Downlink RLC logical channel info				RBS3-044
- Number of downlink RLC logical channels		1		RBS3-045
- Downlink transport channel type		DCH		RBS3-046
- DL DCH Transport channel identity		6		RBS3-047
- DL DSCH Transport channel identity		Not Present		RBS3-048
- Logical channel identity		Not Present		RBS3-049
RAB information for setup list	A3			RBS3-050
- RAB information for setup				RBS3-051
- RAB info				RBS3-052
- RAB identity		0000 0101B		RBS3-053
		The first/ leftmost bit of the bit string contains the most significant bit of the RAB identity.		
- CN domain identity		PS domain		RBS3-054
- NAS Synchronization Indicator		Not Present		RBS3-055
- Re-establishment timer		UseT314		RBS3-056
- RB information to setup list				RBS3-057
- RB information to setup				RBS3-058
- RB identity		20		RBS3-059
- PDCP info		Not Present		RBS3-060
- CHOICE RLC info type		RLC info		RBS3-061
- CHOICE Uplink RLC mode		AM RLC		RBS3-062
- Transmission RLC discard				RBS3-063
- CHOICE SDU discard mode		No discard		RBS3-064
- MAX_DAT		15		RBS3-065
- Transmission window size		128		RBS3-066
- Timer_RST		500		RBS3-067
- Max_RST		4		RBS3-068
- Polling info				RBS3-069
- Timer_poll_prohibit		200		RBS3-070
- Timer_poll		200		RBS3-071
- Poll_SDU		1		RBS3-072
- Last transmission PDU poll		TRUE		RBS3-073
- Last retransmission PDU poll		TRUE		RBS3-074

Information Element	Condition	Value/remark	Version	Index
- Poll_Windows		99		RBS3-075
- Timer_poll_periodic		Not Present		RBS3-076
- CHOICE Downlink RLC mode		AM RLC		RBS3-077
- In-sequence delivery		TRUE		RBS3-078
- Receiving window size		128		RBS3-079
- Downlink RLC status info				RBS3-080
- Timer_status_prohibit		200		RBS3-081
- Timer_EPC		200		RBS3-082
- Missing PDU indicator		TRUE		RBS3-083
- Timer_STATUS_periodic		Not Present		RBS3-084
- RB mapping info				RBS3-085
- Information for each multiplexing option		2RBMuxOptions		RBS3-086
- RLC logical channel mapping indicator		Not Present		RBS3-087
- Number of uplink RLC logical channels		1		RBS3-088
- Uplink transport channel type		DCH		RBS3-089
- UL Transport channel identity		1		RBS3-090
- Logical channel identity		Not Present		RBS3-091
- CHOICE RLC size list		Configured		RBS3-092
- MAC logical channel priority		8		RBS3-093
- Downlink RLC logical channel info				RBS3-094
- Number of downlink RLC logical channels		1		RBS3-095
- Downlink transport channel type		DCH		RBS3-096
- DL DCH Transport channel identity		6		RBS3-097
- DL DSCH Transport channel identity		Not Present		RBS3-098
- Logical channel identity		Not Present		RBS3-099
- RLC logical channel mapping indicator		Not Present		RBS3-100
- Number of uplink RLC logical channels		1		RBS3-101
- Uplink transport channel type		RACH		RBS3-102
- UL Transport channel identity		Not Present		RBS3-103
- Logical channel identity		7		RBS3-104
- CHOICE RLC size list		Explicit List		RBS3-105
- RLC size index		Reference to clause 6 Parameter Set		RBS3-106
- MAC logical channel priority		8		RBS3-107
- Downlink RLC logical channel info				RBS3-108
- Number of downlink RLC logical channels		1		RBS3-109
- Downlink transport channel type		FACH		RBS3-110
- DL DCH Transport channel identity		Not Present		RBS3-111
- DL DSCH Transport channel identity		Not Present		RBS3-112
- Logical channel identity		Not Present		RBS3-113
RB information to be affected list	A1,A3	Not Present		RBS3-114
Downlink counter synchronization info		Not Present		RBS3-115
UL Transport channel information for all transport channels	A1,A3			RBS3-116
- PRACH TFCS		Not Present		RBS3-117
- CHOICE mode		TDD		RBS3-118
- Individual UL CCTrCH information				RBS3-119
- TFCS ID		(This IE is repeated for TFC number.)		RBS3-120
- Allowed Transport Format combination		0 to MaxTFCvalue-1 (MaxTFCValue is refer to clause 6 Parameter Set.)		RBS3-121
- PRACH TFCS		(This IE is repeated for TFC number.)		RBS3-122
- CHOICE TFCI signalling		Normal		RBS3-123
- TFCI Field 1 information				RBS3-124
- TFCS complete				RBS3-125

Information Element	Condition	Value/remark	Version	Index
reconfigure information - CHOICE TFCS Size		Number of used bits must be enough to cover all combinations of CTFC from clauses 6. Refer to clause 6 Parameter Set		RBS3-126
- CTFC information		Not Present		RBS3-127
- CHOICE mode		TDD		RBS3-128
- Individual UL CCTrCH		Not Present		RBS3-129
Deleted UL TrCH information list		Not Present		RBS3-130
Added or Reconfigured UL TrCH information list	A1	1		RBS3-131
- Added or Reconfigured UL TrCH information				RBS3-132
- Uplink transport channel type		DCH		RBS3-133
- UL Transport channel identity		1		RBS3-134
- TFS				RBS3-135
- CHOICE Transport channel type		Dedicated transport channels		RBS3-136
- Dynamic Transport Format				RBS3-137
Information				RBS3-138
- RLC size		Reference to clause 6.10 Parameter Set		RBS3-139
- Number of TBs and TTI List		(This IE is repeated for TFI number.)		RBS3-140
- Transmission Time Interval		Not Present		RBS3-141
- Number of Transport blocks		Reference to clause 6.10 Parameter Set		RBS3-142
- Transmission Time Interval		Not Present		RBS3-143
- Number of Transport blocks		1		RBS3-144
- CHOICE Logical channel List		ALL		RBS3-145
- Semi-static Transport Format				RBS3-146
Information				RBS3-147
- Transmission time interval		Reference to clause 6.10 Parameter Set		RBS3-148
- Type of channel coding		Reference to clause 6.10 Parameter Set		RBS3-149
- Coding Rate		Reference to clause 6.10 Parameter Set		RBS3-150
- Rate matching attribute		Reference to clause 6.10 Parameter Set		RBS3-151
- CRC size		Reference to clause 6.10 Parameter Set		RBS3-152
CHOICE mode	A1, A3	TDD (no data)		RBS3-151
DL Transport channel information common for all transport channel	A1,A3			RBS3-152
- SCCPCH TFCS		Not Present		RBS3-153
- CHOICE mode		TDD		RBS3-154
- CHOICE DL parameters		Independent (Refer to clause 6)		RBS3-155
Deleted DL TrCH information list	A1,A3	Not Present		RBS3-156
Added or Reconfigured DL TrCH information list		1		RBS3-157
- Added or Reconfigured DL TrCH information				RBS3-158
- Downlink transport channel type		DCH		RBS3-159
- DL Transport channel identity		6		RBS3-160
- CHOICE DL parameters		Same as UL		RBS3-161
- Uplink transport channel type		DCH		RBS3-162
- UL TrCH identity		1		RBS3-163
- DCH quality target				RBS3-164
- BLER Quality value		Reference to clause 6		RBS3-165
Frequency info	A1,A3	Not Present		RBS3-166
Maximum allowed UL TX power		30dBm		RBS3-167
CHOICE channel requirement		Uplink DPCH info		RBS3-168
- Uplink DPCH power control info				RBS3-169
- CHOICE mode		TDD		RBS3-170
- UL Target SIR		Reference to clause 6 Parameter set.		RBS3-171
- CHOICE UL OL PC info		Individually signalled		RBS3-172
- CHOICE TDD option		3.84 Mcps		RBS3-173
- Individual timeslot				RBS3-174
interference info				RBS3-175
- Individual timeslot				RBS3-175
interference				RBS3-176
- DPCH Constant Value		Values are used for open loop power control, clause 8 in 3GPP TS 25.331 [34]		RBS3-176
- CHOICE mode		TDD		RBS3-177
- Uplink Timing Advance Control		Not Present		RBS3-178

Information Element	Condition	Value/remark	Version	Index		
<ul style="list-style-type: none"> - UL CCTrCH List - TFCS Id - Time info - Activation time <ul style="list-style-type: none"> - Duration - Common timeslot info <ul style="list-style-type: none"> - 2nd interleaving mode - TFCI coding - Puncturing Limit - Repetition Period - Repetition Length - First individual timeslot info - Timeslot number - TFCI existence - Midamble shift and burst type <ul style="list-style-type: none"> - CHOICE TDD option -CHOICE Burst Type <ul style="list-style-type: none"> -Type 1 -Midamble 		1		RBS3-179		
					RBS3-180	
						RBS3-181
				(256+CFN-(CFN MOD 8 + 8))MOD 256		RBS3-182
				Infinite		RBS3-183
				Reference to clause 6.10 Parameter Set		RBS3-184
				Reference to clause 6.10 Parameter Set		RBS3-185
				Reference to clause 6.10 Parameter Set		RBS3-186
				Reference to clause 6.10 Parameter Set		RBS3-187
				Reference to clause 6.10 Parameter Set		RBS3-188
				Reference to clause 6.10 Parameter Set		RBS3-189
				The number of an uplink timeslot that has unassigned codes.		RBS3-190
				TRUE		RBS3-191
				RBS3-192		
				RBS3-193		
		3.84 Mcps		RBS3-194		
				RBS3-195		
				RBS3-196		
		Default		RBS3-197		
Allocation Mode						
		As defined in 3GPP TS 25.221 [28]		RBS3-198		
configuration burst type 1 and 3						
		Repeated (1,2) for each channelisation code assigned in the slot to meet the needs of clause 6 Parameter Set.		RBS3-199		
- First timeslot channelisation codes						
		(i/SF) where i denotes an unassigned code matching the SF specified in clause 6 Parameter Set.		RBS3-200		
- Channelisation code						
		The presence of this IE depends upon the number of resources specified in clause 6 and the number of slots in which they are being assigned.		RBS3-201		
- CHOICE more timeslots						
CHOICE Mode		TDD (no data)		RBS3-202		
Downlink HS-PDSCH Information	A1,A3	Not Present	Rel-5	RBS3-203		
Downlink information common for all radio links	A1,A3			RBS3-204		
				RBS3-205		
- Downlink DPCH info common for all RL						
		Maintain		RBS3-206		
- Timing indicator		Not Present		RBS3-207		
- CFN-targetSFN frame offset				RBS3-208		
- Downlink DPCH power control information						
		TDD		RBS3-209		
- CHOICE mode						
- DPC mode		0 (single)		RBS3-210		
- CHOICE TDD mode		3.84 Mcps (no data)		RBS3-211		
- Default DPCH Offset Value		Not Present		RBS3-212		
Downlink information for per radio link list	A1,A3			RBS3-213		
				RBS3-214		
- Downlink information for each radio link						
- CHOICE mode		TDD		RBS3-215		
- Primary CCPCH info				RBS3-216		
		Sync Case 1		RBS3-217		
- CHOICE SyncCase						
- Timeslot		PCCPCH timeslot		RBS3-218		
- Cell parameters ID		0		RBS3-219		
- SCTD indicator				RBS3-220		
- Downlink DPCH info for each RL				RBS3-221		
- CHOICE mode		TDD		RBS3-222		
- DL CCTrCH List				RBS3-223		
- TFCS ID		1		RBS3-224		
- Time info				RBS3-225		
- Activation time		(256+CFN-(CFN mod 8 + 8))mod 256		RBS3-226		
- Duration		infinite		RBS3-227		
- Common timeslot info				RBS3-228		
- 2 nd interleaving mode		Reference to the present document		RBS3-229		
- TFCI coding		TRUE		RBS3-230		
- Puncturing limit		Reference to clause 6 Parameter set		RBS3-231		
- Repetition period		1		RBS3-232		

Information Element	Condition	Value/remark	Version	Index
and codes		Empty		RBS3-233
				RBS3-234
burst type		The number of a downlink timeslot that has unassigned codes.		RBS3-235
		TRUE		RBS3-236
Allocation Mode		3.84 Mcps		RBS3-237
		Default		RBS3-238
channelisation codes		As defined in 3GPP TS 25.221 [28]		RBS3-239
				RBS3-240
FACH		(i/SF) where i is the lowest numbered code that is being assigned and SF is specified in clause 6 Parameter Set..		RBS3-241
		(j/SF) where j is the highest numbered code that is being assigned in the slot.		RBS3-242
		Bitmap of the codes that are being assigned in the slot.		RBS3-243
		The presence of this IE depends upon whether the requirements of clause 6 Parameter Set could be met by the codes that have been assigned in the first timeslot.		RBS3-244
		Not Present	R99 and Rel-4 only	RBS3-245
		Not Present		RBS3-246
				RBS3-247
				RBS3-248
				RBS3-249
				RBS3-250

Condition	Explanation
A1	This IE is needed for transparent mode. In the case of TX and RX test cases, this IE is selected.
A3	This IE is needed for acknowledged mode.
NOTE:	In the case of Performance Requirement and RRM test cases, A1 or A3 is selected according to the combination of UL and DL channels or test requirements.

Contents of RADIO BEARER SETUP message: AM or UM (1.28 Mcps TDD)

Information Element	Condition	Value/remark	Version	Index
Message Type	A1,A3			RBS1-001
RRC transaction identifier		Arbitrarily selects an integer between 0 and 3		RBS1-002
Integrity check info				RBS1-003
- message authentication code		SS calculates the value of MAC-I for this message and writes to this IE. The first/ leftmost bit of the bit string contains the most significant bit of the MAC-I.		RBS1-004
- RRC message sequence number		SS provides the value of this IE, from its internal counter.		RBS1-005
Integrity protection mode info		Not Present		RBS1-006
Ciphering mode info		Not Present		RBS1-007
Activation time		$(256+CFN-(CFN \text{ MOD } 8 + 8)) \text{ MOD } 256$		RBS1-008
New U-RNTI		Not Present		RBS1-009
New C-RNTI		Not Present		RBS1-010
New DSCH-RNTI		Not Present	R99 and Rel-4 only	RBS1-011
New H-RNTI		Not Present	Rel-5	RBS1-012
New Primary E-RNTI		Not Present	Rel-6	RBS1-013
RRC State indicator		CELL_DCH		RBS1-014
UTRAN DRX cycle length coefficient		Not Present		RBS1-015
CN information info		Not Present		RBS1-016
URA identity		Not Present		RBS1-017
CHOICE specification mode		Complete specification		RBS1-018

Information Element	Condition	Value/remark	Version	Index	
- Signalling RB information to setup	A1	Not Present	Rel-5	RBS1-019	
- RAB information for setup list				RBS1-020	
- RAB information for setup				RBS1-021	
- RAB info				RBS1-022	
- RAB identity				RBS1-023	
				0000 0001B	
				The first/ leftmost bit of the bit string contains the most significant bit of the RAB identity.	
- CN domain identity				CS domain	RBS1-024
- NAS Synchronization Indicator				Not Present	RBS1-025
- Re-establishment timer				UseT314	RBS1-026
- RB information to setup list					RBS1-027
- RB information to setup					RBS1-028
- RB identity				10	RBS1-029
- PDCP info				Not Present	RBS1-030
- CHOICE RLC info type				RLC info	RBS1-031
- CHOICE Uplink RLC mode				TM RLC	RBS1-032
- Transmission RLC discard				Not Present	RBS1-033
- Segmentation indication				FALSE	RBS1-034
- CHOICE Downlink RLC mode				TM RLC	RBS1-035
- Segmentation indication				FALSE	RBS1-036
- One sided RLC re-establishment				FALSE	RBS1-037
- RB mapping info					RBS1-038
- Information for each multiplexing option					RBS1-039
- RLC logical channel mapping indicator				Not Present	RBS1-040
- Number of uplink RLC logical channels				1	RBS1-041
- Uplink transport channel type				DCH	RBS1-042
- UL Transport channel identity				1	RBS1-043
- Logical channel identity				Not Present	RBS1-044
- CHOICE RLC size list				Configured	RBS1-045
- MAC logical channel priority				7	RBS1-046
- Downlink RLC logical channel info					RBS1-047
- Number of downlink RLC logical channels				1	RBS1-048
- Downlink transport channel type				DCH	RBS1-049
- DL DCH Transport channel identity				6	RBS1-050
- DL DSCH Transport channel identity				Not Present	RBS1-051
- Logical channel identity				Not Present	RBS1-052
RAB information for setup list		A3			
- RAB information for setup				RBS1-054	
- RAB info				RBS1-055	
- RAB identity				RBS1-056	
			0000 0101B		
			The first/ leftmost bit of the bit string contains the most significant bit of the RAB identity.		
- CN domain identity			PS domain	RBS1-057	
- NAS Synchronization Indicator			Not Present	RBS1-058	
- Re-establishment timer			UseT315	RBS1-059	
- RB information to setup list				RBS1-060	
- RB information to setup				RBS1-061	
- RB identity			20	RBS1-062	
- PDCP info			Not Present	RBS1-063	
- CHOICE RLC info type			RLC info	RBS1-064	
- CHOICE Uplink RLC mode			AM RLC	RBS1-065	
- Transmission RLC discard				RBS1-066	
- CHOICE SDU discard mode			No discard	RBS1-067	
- MAX_DAT			15	RBS1-068	
- Transmission window size			128	RBS1-069	
- Timer_RST			500	RBS1-070	
- Max_RST			4	RBS1-071	
- Polling info				RBS1-072	
- Timer_poll_prohibit			200	RBS1-073	
- Timer_poll			200	RBS1-074	
- Poll_PDU			Not Present	RBS1-075	

Information Element	Condition	Value/remark	Version	Index
- Poll_SDU		1		RBS1-076
- Last transmission PDU poll		TRUE		RBS1-077
- Last retransmission PDU poll		TRUE		RBS1-078
- Poll_Windows		99		RBS1-079
- Timer_poll_periodic		Not Present		RBS1-080
- CHOICE Downlink RLC mode		AM RLC		RBS1-081
- DL RLC PDU size		Reference to clause 6 Parameter Set	Rel-5	RBS1-082
- In-sequence delivery		TRUE		RBS1-083
- Receiving window size		128		RBS1-084
- Downlink RLC status info				RBS1-085
- Timer_status_prohibit		200		RBS1-086
- Timer_EPC		200	R99 and Rel-4 only	RBS1-087
- Missing PDU indicator		TRUE		RBS1-088
- Timer_STATUS_periodic		Not Present		RBS1-089
- One sided RLC re-establishment		FALSE	Rel-5	RBS1-090
- RB mapping info				RBS1-091
- Information for each multiplexing option		2RBMuxOptions		RBS1-092
- RLC logical channel mapping indicator		Not Present		RBS1-093
- Number of uplink RLC logical channels		1		RBS1-094
- Uplink transport channel type		DCH		RBS1-095
- UL Transport channel identity		1		RBS1-096
- Logical channel identity		Not Present		RBS1-097
- CHOICE RLC size list		Configured		RBS1-098
- MAC logical channel priority		8		RBS1-099
- Downlink RLC logical channel info				RBS1-100
- Number of downlink RLC logical channels		1		RBS1-101
- Downlink transport channel type		DCH		RBS1-102
- DL DCH Transport channel identity		6		RBS1-103
- DL DSCH Transport channel identity		Not Present		RBS1-104
- Logical channel identity		Not Present		RBS1-105
- RLC logical channel mapping indicator		Not Present		RBS1-106
- Number of uplink RLC logical channels		1		RBS1-107
- Uplink transport channel type		RACH		RBS1-108
- UL Transport channel identity		Not Present		RBS1-109
- Logical channel identity		7		RBS1-110
- CHOICE RLC size list		Explicit List		RBS1-111
- RLC size index		Reference to clause 6 Parameter Set		RBS1-112
- MAC logical channel priority		8		RBS1-113
- Downlink RLC logical channel info				RBS1-114
- Number of downlink RLC logical channels		1		RBS1-115
- Downlink transport channel type		FACH		RBS1-116
- DL DCH Transport channel identity		Not Present		RBS1-117
- DL DSCH Transport channel identity		Not Present		RBS1-118
- Logical channel identity		7		RBS1-119
RAB information to reconfigure list		Not Present	Rel-6	RBS1-120
RB information to reconfigure list		Not Present	Rel-6	RBS1-121
RB information to be affected list	A1,A3	Not Present		RBS1-122
Downlink counter synchronization info		Not Present		RBS1-123
PDCP ROHC target mode		Not Present	Rel-5	RBS1-124
UL Transport channel information for all transport channels	A1,A3			RBS1-125
- PRACH TFCS		Not Present		RBS1-126
- CHOICE mode		TDD		RBS1-127
- Individual UL CCTrCH information				RBS1-128

Information Element	Condition	Value/remark	Version	Index
MIMO parameters		Not Present	Rel-7	RBS1-192
Control Channel DRX information		Not Present	Rel-8	RBS1-193
SPS Information		Not Present	Rel-8	RBS1-194
Maximum allowed UL TX power		30dBm		RBS1-195
CHOICE channel requirement	A1,A3	Uplink DPCH info	Rel-5 and earlier	RBS1-196
Uplink DPCH info			Rel-6	RBS1-197
- Uplink DPCH power control info				RBS1-198
- CHOICE mode		TDD		RBS1-199
- PRX _{PDPCHdes}		Reference to clause 6 Parameter set.		RBS1-200
- CHOICE UL OL PC info		Individually signalled		RBS1-201
- CHOICE TDD option		1.28 Mcps	Rel-4	RBS1-202
- TPC step size		0 (1 dB)		RBS1-203
- Primary CCPCH Tx Power		30 dBm		RBS1-204
- CHOICE mode		TDD		RBS1-205
- Uplink Timing Advance Control		Not Present		RBS1-206
- UL CCTrCH List				RBS1-207
- TFCS Id		1		RBS1-208
- PRX _{PDPCHdes}		Reference to clause 6 Parameter set.		RBS1-209
- Time info				RBS1-210
- Activation time		(256+CFN-(CFN MOD 8 + 8))MOD 256		RBS1-211
- Duration		Infinite		RBS1-212
- Common timeslot info				RBS1-213
- 2 nd interleaving mode		Reference to clause 6 Parameter Set		RBS1-214
- TFCI coding		Reference to clause 6 Parameter Set		RBS1-215
- Puncturing Limit		Reference to clause 6 Parameter Set		RBS1-216
- Repetition Period		Reference to clause 6 Parameter Set		RBS1-217
- Repetition Length		Reference to clause 6 Parameter Set		RBS1-218
- CHOICE TDD option		1.28 Mcps	Rel-4	RBS1-219
- Dynamic SF usage				RBS1-220
- First individual timeslot info				RBS1-221
- Timeslot number		The number of an uplink timeslot that has unassigned codes.		RBS1-222
- TFCI existence		TRUE		RBS1-223
- Midamble shift and burst type				RBS1-224
- CHOICE TDD option		1.28 Mcps	Rel-4	RBS1-225
- Midamble allocation mode		Default		RBS1-226
- Midamble configuration		8 (k=16)		RBS1-227
- CHOICE TDD option		1.28 Mcps	Rel-4	RBS1-228
- Modulation		QPSK		RBS1-229
- SS-TPC Symbols		1		RBS1-230
- CHOICE Mode		TDD		RBS1-231
- First timeslot channelisation codes		Repeated (1,2) for each channelisation code assigned in the slot to meet the needs of clause 6 Parameter Set.		RBS1-232
- Channelisation code		(i/SF) where i denotes an unassigned code matching the SF specified in clause 6 Parameter Set.		RBS1-233
- CHOICE more timeslots		The presence of this IE depends upon the number of resources specified in clause 6 and the number of slots in which they are being assigned.		RBS1-234
- UL CCTrCH List to Remove		Not Present		RBS1-236
E-DCH Info		Not Present	Rel-6	RBS1-237
Downlink HS-PDSCH Information	A1,A3	Not Present	Rel-5	RBS1-238
Downlink information common for all radio links	A1,A3			RBS1-239
- Downlink DPCH info common for all RL				RBS1-240
- Timing indicator		Maintain		RBS1-241
- CFN-targetSFN frame offset		Not Present		RBS1-242
- Downlink DPCH power control information				RBS1-243
- CHOICE mode		TDD		RBS1-244
- TPC step size		1 dB		RBS1-245
- CHOICE TDD mode		1.28 Mcps	Rel-4	RBS1-246
- TSTD indicator		FALSE		RBS1-247

Information Element	Condition	Value/remark	Version	Index
- Default DPCH Offset Value		Not Present		RBS1-248
- MAC-hs reset indicator		Not Present	Rel-5	RBS1-249
- Post-verification period		Not Present	Rel-6	RBS1-250
Downlink information for per radio link list	A1,A3			RBS1-251
- Downlink information for each radio link				RBS1-252
- CHOICE mode		TDD		RBS1-253
- Primary CCPCH info				RBS1-254
- CHOICE TDD option		1.28 Mcps	Rel-4	RBS1-255
- TSTD indicator		FALSE		RBS1-256
- Cell parameters ID		0		RBS1-257
- SCTD indicator		FALSE		RBS1-258
- Cell ID		Not Present	Rel-4	RBS1-259
- CHOICE DPCH info		Downlink DPCH info for each RL	Rel-6	RBS1-260
- Downlink DPCH info for each RL				RBS1-261
- CHOICE mode		TDD		RBS1-262
- DL CCTrCH List				RBS1-263
- TFCS ID		1		RBS1-264
- Time info				RBS1-265
- Activation time		(256+CFN-(CFN mod 8 + 8))mod 256		RBS1-266
- Duration		Infinite		RBS1-267
- Common timeslot info				RBS1-268
- 2 nd interleaving mode		Reference to the present document		RBS1-269
- TFCI coding		Reference to clause 6 Parameter set		RBS1-270
- Puncturing limit		Reference to clause 6 Parameter set		RBS1-271
- Repetition period		1		RBS1-272
- Repetition length		Empty		RBS1-273
- Downlink DPCH timeslots				RBS1-274
and codes				
- Individual timeslot info				RBS1-275
- Timeslot number		The number of a downlink timeslot that has unassigned codes.		RBS1-276
- TFCI existence		TRUE		RBS1-277
- Midamble shift and				RBS1-278
burst type				
- CHOICE TDD option		1.28 Mcps	Rel-4	RBS1-279
-Midamble Allocation		Default		RBS1-280
Mode				
- Midamble		8 (k=16)		RBS1-281
configuration				
- Modulation		QPSK		RBS1-282
- SS-TPC Symbols		1		RBS1-283
codes				RBS1-284
- First timeslot channelisation				
- First channelisation code		(i/SF) where i is the lowest numbered code that is being assigned and SF is specified in clause 6 Parameter Set.		RBS1-285
- Last channelisation code		(j/SF) where j is the highest numbered code that is being assigned in the slot.		RBS1-286
- Bitmap		Bitmap of the codes that are being assigned in the slot.		RBS1-287
- CHOICE more timeslots		The presence of this IE depends upon whether the requirements of clause 6 Parameter Set could be met by the codes that have been assigned in the first timeslot.		RBS1-288
- UL CCTrCH TPC List		Not Present		RBS1-289
-SCCPCH information for FACH		Not Present	R99 and Rel-4 only	RBS1-290
- E-AGCH Info		Not Present	Rel-6	RBS1-291
- CHOICE mode		TDD	Rel-7	RBS1-292
- CHOICE TDD option		1.28 Mcps		RBS1-293
- E-HICH Information		Not Present		RBS1-294
Downlink secondary cell info FDD		Not Present	Rel-8	RBS1-295
MBMS PL Service Restriction Information		Not Present	Rel-6	RBS1-296

Condition	Explanation
A1	This IE is needed for CS RAB

A3	This IE is needed for PS RAB.
----	-------------------------------

Contents of RADIO BEARER SETUP message: AM or UM (7.68 Mcps TDD)

Information Element	Condition	Value/remark	Version	Index
Message Type	A1,A3	Arbitrarily selects an integer between 0 and 3		RBS3-001
RRC transaction identifier				RBS3-002
Integrity check info				RBS3-003
- message authentication code		SS calculates the value of MAC-I for this message and writes to this IE. The first/ leftmost bit of the bit string contains the most significant bit of the MAC-I.		RBS3-004
- RRC message sequence number		SS provides the value of this IE, from its internal counter.		RBS3-005
Integrity protection mode info		Not Present		RBS3-006
Ciphering mode info		Not Present		RBS3-007
Activation time		$(256+CFN-(CFN \text{ MOD } 8 + 8))\text{MOD } 256$		RBS3-008
New U-RNTI		Not Present		RBS3-009
New C-RNTI		Not Present		RBS3-010
New DSCH-RNTI		Not Present	R99 and Rel-4 only	RBS3-011
New H-RNTI		Not Present	Rel-5	RBS3-012
CHOICE mode		TDD	Rel-7	RBS3-013
- New E-RNTI		Not Present	Rel-7	RBS3-014
RRC State indicator		CELL_DCH		RBS3-015
UTRAN DRX cycle length coefficient		Not Present		RBS3-016
CN information info		Not Present		RBS3-017
URA identity		Not Present		RBS3-018
- Signalling RB information to setup		Not Present		RBS3-019
- RAB information for setup list	A1			RBS3-020
- RAB information for setup				RBS3-021
- RAB info				RBS3-022
- RAB identity		0000 0001B The first/ leftmost bit of the bit string contains the most significant bit of the RAB identity.		RBS3-023
- CN domain identity		CS domain		RBS3-024
- NAS Synchronization Indicator		Not Present		RBS3-025
- Re-establishment timer		UseT314		RBS3-026
- RB information to setup list				RBS3-027
- RB information to setup				RBS3-028
- RB identity		10		RBS3-029
- PDCP info		Not Present		RBS3-030
- CHOICE RLC info type		RLC info		RBS3-031
- CHOICE Uplink RLC mode		TM RLC		RBS3-032
- Transmission RLC discard		Not Present		RBS3-033
- Segmentation indication		FALSE		RBS3-034
- CHOICE Downlink RLC mode		TM RLC		RBS3-035
- Segmentation indication		FALSE		RBS3-036
- RB mapping info				RBS3-037
- Information for each multiplexing option				RBS3-038
- RLC logical channel mapping indicator		Not Present		RBS3-039
- Number of uplink RLC logical channels		1		RBS3-040
- Uplink transport channel type		DCH		RBS3-041
- UL Transport channel identity		1		RBS3-042
- Logical channel identity		Not Present		RBS3-043
- CHOICE RLC size list		Configured		RBS3-044
- MAC logical channel priority		7		RBS3-045
- Downlink RLC logical channel info				RBS3-046
- Number of downlink RLC logical channels		1		RBS3-047
- Downlink transport channel type		DCH		RBS3-048
- DL DCH Transport channel identity		6		RBS3-049

Information Element	Condition	Value/remark	Version	Index
identity		Not Present		RBS3-050
- DL DSCH Transport channel				
- Logical channel identity		Not Present		RBS3-051
RAB information for setup list	A3			RBS3-052
- RAB information for setup				RBS3-053
- RAB info				RBS3-054
- RAB identity		0000 0101B The first/ leftmost bit of the bit string contains the most significant bit of the RAB identity.		RBS3-055
- CN domain identity		PS domain		RBS3-056
- NAS Synchronization Indicator		Not Present		RBS3-057
- Re-establishment timer		UseT314		RBS3-058
- RB information to setup list				RBS3-059
- RB information to setup				RBS3-060
- RB identity		20		RBS3-061
- PDCP info		Not Present		RBS3-062
- CHOICE RLC info type		RLC info		RBS3-063
- CHOICE Uplink RLC mode		AM RLC		RBS3-064
- Transmission RLC discard				RBS3-065
- CHOICE SDU discard mode		No discard		RBS3-066
- MAX_DAT		15		RBS3-067
- Transmission window size		128		RBS3-068
- Timer_RST		500		RBS3-069
- Max_RST		4		RBS3-070
- Polling info				RBS3-071
- Timer_poll_prohibit		200		RBS3-072
- Timer_poll		200		RBS3-073
- Poll_SDU		1		RBS3-074
- Last transmission PDU poll		TRUE		RBS3-075
- Last retransmission PDU poll		TRUE		RBS3-076
- Poll_Windows		99		RBS3-077
- Timer_poll_periodic		Not Present		RBS3-078
- CHOICE Downlink RLC mode		AM RLC		RBS3-079
- In-sequence delivery		TRUE		RBS3-080
- Receiving window size		128		RBS3-081
- Downlink RLC status info				RBS3-082
- Timer_status_prohibit		200		RBS3-083
- Timer_EPC		200		RBS3-084
- Missing PDU indicator		TRUE		RBS3-085
- Timer_STATUS_periodic		Not Present		RBS3-086
- RB mapping info				RBS3-087
- Information for each multiplexing option		2RBMuxOptions		RBS3-088
- RLC logical channel mapping indicator		Not Present		RBS3-089
- Number of uplink RLC logical channels		1		RBS3-090
- Uplink transport channel type		DCH		RBS3-091
- UL Transport channel identity		1		RBS3-092
- Logical channel identity		Not Present		RBS3-093
- CHOICE RLC size list		Configured		RBS3-094
- MAC logical channel priority		8		RBS3-095
- Downlink RLC logical channel info				RBS3-096
- Number of downlink RLC logical channels		1		RBS3-097
- Downlink transport channel type		DCH		RBS3-098
- DL DCH Transport channel identity		6		RBS3-099
- DL DSCH Transport channel identity		Not Present		RBS3-100
- Logical channel identity		Not Present		RBS3-101
- RLC logical channel mapping indicator		Not Present		RBS3-102
- Number of uplink RLC logical channels		1		RBS3-103
- Uplink transport channel type		RACH		RBS3-104

Information Element	Condition	Value/remark	Version	Index
- UL Transport channel identity - Logical channel identity - CHOICE RLC size list - RLC size index - MAC logical channel priority		Not Present 7 Explicit List Reference to clause 6 Parameter Set 8		RBS3-105 RBS3-106 RBS3-107 RBS3-108 RBS3-109
- Downlink RLC logical channel info - Number of downlink RLC logical channels - Downlink transport channel type - DL DCH Transport channel identity - DL DSCH Transport channel identity - Logical channel identity RB information to be affected list Downlink counter synchronization info UL Transport channel information for all transport channels - PRACH TFCS - CHOICE mode - Individual UL CCTrCH information - TFCS ID - Allowed Transport Format combination - PRACH TFCS - CHOICE TFCS signalling - TFCS Field 1 information - TFCS complete reconfigure information - CHOICE TFCS Size - CTFC information - CHOICE mode - Individual UL CCTrCH information Deleted UL TrCH information list	A1,A3 A1,A3	1 FACH Not Present Not Present Not Present Not Present Not Present Not Present TDD (This IE is repeated for TFC number.) 0 to MaxTFCvalue-1 (MaxTFCValue is refer to clause 6 Parameter Set.) (This IE is repeated for TFC number.) Normal Number of used bits must be enough to cover all combinations of CTFC from clauses 6. Refer to clause 6 Parameter Set Not Present TDD Not Present Not Present		RBS3-110 RBS3-111 RBS3-112 RBS3-113 RBS3-114 RBS3-115 RBS3-116 RBS3-117 RBS3-118 RBS3-119 RBS3-120 RBS3-121 RBS3-122 RBS3-123 RBS3-124 RBS3-125 RBS3-126 RBS3-127 RBS3-128 RBS3-129 RBS3-130 RBS3-131 RBS3-132
Added or Reconfigured UL TrCH information list - Added or Reconfigured UL TrCH information - Uplink transport channel type - UL Transport channel identity - TFS - CHOICE Transport channel type - Dynamic Transport Format Information - RLC size - Number of TBs and TTI List - Transmission Time Interval - Number of Transport blocks - Transmission Time Interval - Number of Transport blocks - CHOICE Logical channel List - Semi-static Transport Format Information - Transmission time interval - Type of channel coding - Coding Rate - Rate matching attribute - CRC size	A1	1 DCH 1 Dedicated transport channels Reference to clause 6.10 Parameter Set (This IE is repeated for TFI number.) Not Present Reference to clause 6.10 Parameter Set Not Present 1 ALL Reference to clause 6.10 Parameter Set Reference to clause 6.10 Parameter Set Reference to clause 6.10 Parameter Set Reference to clause 6.10 Parameter Set Reference to clause 6.10 Parameter Set		RBS3-133 RBS3-134 RBS3-135 RBS3-136 RBS3-137 RBS3-138 RBS3-139 RBS3-140 RBS3-141 RBS3-142 RBS3-143 RBS3-144 RBS3-145 RBS3-146 RBS3-147 RBS3-148 RBS3-149 RBS3-150 RBS3-151 RBS3-152
CHOICE mode	A1, A3	TDD (no data)		RBS3-153
DL Transport channel information common for all transport channel - SCCPCH TFCS	A1,A3	Not Present		RBS3-154 RBS3-155

Information Element	Condition	Value/remark	Version	Index
- CHOICE mode		TDD		RBS3-156
- CHOICE DL parameters		Independent (Refer to clause 6)		RBS3-157
Deleted DL TrCH information list	A1,A3	Not Present		RBS3-158
Added or Reconfigured DL TrCH information list		1		RBS3-159
- Added or Reconfigured DL TrCH information				RBS3-160
- Downlink transport channel type		DCH		RBS3-161
- DL Transport channel identity		6		RBS3-162
- CHOICE DL parameters		Same as UL		RBS3-163
- Uplink transport channel type		DCH		RBS3-164
- UL TrCH identity		1		RBS3-165
- DCH quality target				RBS3-166
- BLER Quality value		Reference to clause 6		RBS3-167
Frequency info	A1,A3	Not Present		RBS3-168
DTX-DRX timing information		Not Present	Rel-7	RBS3-169
DTX-DRX information		Not Present	Rel-7	RBS3-170
HS-SCCH less information		Not Present	Rel-7	RBS3-171
MIMO parameters		Not Present	Rel-7	RBS3-172
Maximum allowed UL TX power		30dBm		RBS3-173
CHOICE channel requirement		Uplink DPCH info		RBS3-174
- Uplink DPCH power control info				RBS3-175
- CHOICE mode		TDD		RBS3-176
- UL Target SIR		Reference to clause 6 Parameter set.		RBS3-177
- CHOICE UL OL PC info		Individually signalled		RBS3-178
- CHOICE TDD option		7.68 Mcps		RBS3-179
- Individual timeslot				RBS3-180
interference info				
- Individual timeslot				RBS3-181
interference				
- DPCH Constant Value		Values are used for open loop power control, clause 8 in 3GPP TS 25.331 [34]		RBS3-182
- CHOICE mode		TDD		RBS3-183
- Uplink Timing Advance Control		Not Present		RBS3-184
- UL CCTrCH List				RBS3-185
- TFCS Id		1		RBS3-186
- Time info				RBS3-187
- Activation time		(256+CFN-(CFN MOD 8 + 8))MOD 256		RBS3-188
- Duration		Infinite		RBS3-189
- Common timeslot info				RBS3-190
- 2 nd interleaving mode		Reference to clause 6.11 Parameter Set		RBS3-191
- TFCI coding		Reference to clause 6.11 Parameter Set		RBS3-192
- Puncturing Limit		Reference to clause 6.11 Parameter Set		RBS3-193
- Repetition Period		Reference to clause 6.11 Parameter Set		RBS3-194
- Repetition Length		Reference to clause 6.11 Parameter Set		RBS3-195
- CHOICE TDD option		7.68 Mcps TDD	Rel-7	RBS3-196
- Uplink DPCH timeslots and codes			Rel-7	RBS3-197
VHCR				
- Dynamic SF usage		TRUE		RBS3-198
- First individual timeslot info				RBS3-199
- Timeslot number		The number of an uplink timeslot that has unassigned codes.		RBS3-200
- TFCI existence		TRUE		RBS3-201
- Midamble shift and burst				RBS3-202
type				
- CHOICE TDD option		7.68 Mcps TDD	Rel-7	RBS3-203
-CHOICE Burst Type				RBS3-204
-Type 1				RBS3-205
-Midamble		Default		RBS3-206
Allocation Mode				
- Midamble		As defined in 3GPP TS 25.221 [28]		RBS3-207
configuration burst type 1 and 3				
- CHOICE TDD option		7.68 Mcps TDD	Rel-7	RBS3-208
- First timeslot code list		Repeated (1,2) for each channelisation code assigned in the slot to meet the needs of clause 6 Parameter Set.		RBS3-209
- Channelisation code		(i/SF) where i denotes an unassigned code		RBS3-210

Information Element	Condition	Value/remark	Version	Index
- CHOICE more timeslots		matching the SF specified in clause 6 Parameter Set.		RBS3-211
- UL CCTrCH List to Remove		The presence of this IE depends upon the number of resources specified in clause 6 and the number of slots in which they are being assigned.		RBS3-212
CHOICE Mode		Not Present		RBS3-213
Downlink HS-PDSCH Information	A1,A3	TDD (no data)	Rel-5	RBS3-214
Downlink information common for all radio links	A1,A3	Not Present	Rel-5	RBS3-215
- CHOICE DPCH info		Downlink DPCH info common for all RL	Rel-6	RBS3-216
- Timing indicator		Maintain		RBS3-217
- CFN-targetSFN frame offset		Not Present		RBS3-218
- Downlink DPCH power control information				RBS3-219
- CHOICE mode		TDD		RBS3-220
- TPC Step Size		1		RBS3-221
- MAC-d HFN initial value		Not Present		RBS3-222
- CHOICE mode		TDD		RBS3-223
- CHOICE mode		TDD		RBS3-224
- CHOICE TDD option		7.68 Mcps TDD	Rel-7	RBS3-225
- Default DPCH Offset Value		Not Present		RBS3-226
- Mac-hs reset indicator		Not Present		RBS3-227
Downlink information for per radio link list	A1,A3			RBS3-228
- Downlink information for each radio link				RBS3-229
- CHOICE mode		7.68 Mcps TDD	Rel-7	RBS3-230
- Primary CCPCH info				RBS3-231
- CHOICE SyncCase		Sync Case 1		RBS3-232
- Timeslot		PCCPCH timeslot		RBS3-233
- Cell parameters ID		0		RBS3-234
- SCTD indicator				RBS3-235
- CHOICE DPCH info		Downlink DPCH info for each RL	Rel-6	RBS3-236
- CHOICE mode		TDD		RBS3-237
- DL CCTrCH List				RBS3-238
- TFCS ID		1		RBS3-239
- Time info				RBS3-240
- Activation time		(256+CFN-(CFN mod 8 + 8))mod 256		RBS3-241
- Duration		infinite		RBS3-242
- Common timeslot info				RBS3-243
- 2 nd interleaving mode		Reference to clause 6.11 Parameter Set		RBS3-244
- TFCI coding		Reference to clause 6.11 Parameter Set		RBS3-245
- Puncturing limit		Reference to clause 6.11 Parameter Set		RBS3-246
- Repetition period		Reference to clause 6.11 Parameter Set		RBS3-247
- Repetition length		Reference to clause 6.11 Parameter Set		RBS3-248
- Downlink DPCH timeslots and codes VHCR			Rel-7	RBS3-249
- Individual timeslot info				RBS3-250
- Timeslot number		The number of a downlink timeslot that has unassigned codes.		RBS3-251
- TFCI existence		TRUE		RBS3-252
- Midamble shift and burst type				RBS3-253
- CHOICE TDD option		7.68 Mcps TDD	Rel-7	RBS3-254
-CHOICE Burst Type				RBS3-255
-Type 1				RBS3-256
-Midamble		Default		RBS3-257
Allocation Mode				
- Midamble		As defined in 3GPP TS 25.221 [28]		RBS3-258
configuration burst type 1 and 3				
- CHOICE TDD option		7.68 Mcps	Rel-7	RBS3-259
- First timeslot channelisation codes VHCR			Rel-7	RBS3-260
- First channelisation code		(i/SF) where i is the lowest numbered code that is being assigned and SF is specified in clause 6 Parameter Set..		RBS3-261
- Last channelisation code		(j/SF) where j is the highest numbered code that is being assigned in the slot.		RBS3-262

Information Element	Condition	Value/remark	Version	Index
- Bitmap		Bitmap of the codes that are being assigned in the slot.		RBS3-263
- CHOICE more timeslots		The presence of this IE depends upon whether the requirements of clause 6 Parameter Set could be met by the codes that have been assigned in the first timeslot.		RBS3-264
- UL CCTrCH TPC List		Not Present		RBS3-265
- DL CCTrCH List to Remove		Not Present		RBS3-266
-SCCPCH information for FACH		Not Present	R99 and Rel-4 only	RBS3-267
- E-AGCH Info		Not Present	Rel-6	RBS3-268
- CHOICE E-HICH Information		Not Present	Rel-6	RBS3-269
- CHOICE E-RGCH Information		Not Present	Rel-6	RBS3-270
MBMS PL Service Restriction Information		Not Present	Rel-5	RBS3-271

Condition	Explanation
A1	This IE is needed for transparent mode. In the case of TX and RX test cases, this IE is selected.

Contents of RADIO BEARER SETUP message: AM or UM (HSDPA)

Information Element	Value/remark	Version	Index
Message Type			RBSH-001
RRC transaction identifier	Arbitrarily selects an integer between 0 and 3		RBSH-002
Integrity check info			RBSH-003
- message authentication code	SS calculates the value of MAC-I for this message and writes to this IE. The first/ leftmost bit of the bit string contains the most significant bit of the MAC-I.		RBSH-004
- RRC message sequence number	SS provides the value of this IE, from its internal counter.		RBSH-005
Integrity protection mode info	Not Present		RBSH-006
Ciphering mode info	Not Present		RBSH-007
Activation time	Not Present		RBSH-008
New U-RNTI	Not Present		RBSH-009
New C-RNTI	Not Present		RBSH-010
New H-RNTI	'1010 1010 1010 1010'	Rel-5	RBSH-011
New Primary E-RNTI	Not Present	Rel-6	RBSH-012
New Secondary E-RNTI	Not Present	Rel-6	RBSH-013
RRC State indicator	CELL_DCH		RBSH-014
UTRAN DRX cycle length coefficient	Not Present		RBSH-015
CN information info	Not Present		RBSH-016
URA identity	Not Present		RBSH-017
CHOICE specification mode	Complete specification	Rel-6	RBSH-018
Signalling RB information to setup	Not Present		RBSH-019
RAB information for setup list			RBSH-020
- RAB information for setup			RBSH-021
- RAB info	(high-speed UM DTCH for PS domain)		RBSH-022
- RAB identity	0000 0110B		RBSH-023
	The first/ leftmost bit of the bit string contains the most significant bit of the RAB identity.		
- CN domain identity	PS domain		RBSH-024
- NAS Synchronization Indicator	Not Present		RBSH-025
- Re-establishment timer	UseT315		RBSH-026
- RB information to setup			RBSH-027
- RB identity	25		RBSH-028
- PDCP info	Not Present		RBSH-029
- CHOICE RLC info type	RLC info		RBSH-030
- CHOICE Uplink RLC mode	Not Present		RBSH-031
- CHOICE Downlink RLC mode	UM RLC		RBSH-032
- DL UM RLC LI size	7	Rel-5	RBSH-033
- One sided RLC re-establishment	FALSE	Rel-5	RBSH-034
- RB mapping info			RBSH-035
- Information for each multiplexing option	1 RBMuxOptions		RBSH-036
- RLC logical channel mapping indicator	Not Present		RBSH-037
- Downlink RLC logical channel info			RBSH-038

Information Element	Value/remark	Version	Index
- Number of downlink RLC logical channels	1		RBSH-039
- Downlink transport channel type	HS-DSCH		RBSH-040
- DL DCH Transport channel identity	Not Present		RBSH-041
- DL DSCH Transport channel identity	Not Present		RBSH-042
- DL HS-DSCH MAC-d flow identity	0		RBSH-043
- Logical channel identity	Not Present		RBSH-044
RB information to reconfigure list	Not Present	Rel-6	RBSH-045
RB information to be affected list	Not Present		RBSH-046
Downlink counter synchronization info	Not Present		RBSH-047
PDCP ROHC target mode	Not Present	Rel-5	RBSH-048
UL Transport channel information for all transport channels			RBSH-049
- PRACH TFCS	Not Present		RBSH-050
- CHOICE mode	TDD		RBSH-051
- Individual UL CCTrCH information			RBSH-052
- UL TFCS Identity			RBSH-053
- TFCS ID	1		RBSH-054
- Shared Channel Indicator	FALSE		RBSH-055
- UL TFCS			RBSH-056
- CHOICE TFCS signalling	Normal		RBSH-057
- TFCS Field 1 information			RBSH-058
- CHOICE TFCS representation	Complete reconfiguration		RBSH-059
- TFCS complete reconfigure information			RBSH-060
- CHOICE CTFC Size	2 bit CTFC		RBSH-061
- CTFC information	4 TFCS		RBSH-062
- CTFC	Reference to TS 34.122 clause C.2.1 Parameter Set		RBSH-063
- Power offset information			RBSH-064
- CHOICE Gain Factors	Computed Gain Factors(The last TFC is set to Signalled Gain Factors)		RBSH-065
- Reference TFC ID	0 Integer(0.. 3)		RBSH-066
- CHOICE Gain Factors	Signalled Gain Factors(Not Present if the CHOICE Gain Factors is set to ComputedGain Factors)		RBSH-067
- CHOICE mode	TDD		RBSH-068
- Gain factor β_d	8		RBSH-069
- Reference TFC ID	(Not Present if the CHOICE Gain Factors is set to Computed Gain Factors)		RBSH-070
- CHOICE mode	TDD		RBSH-071
- TFC subset	Not Present		RBSH-072
- CHOICE Subset representation	Full transport format combination set		RBSH-073
- TFC subset list			RBSH-074
Deleted UL TrCH information list	Not Present		RBSH-075
Added or Reconfigured TrCH information list	Not Present		RBSH-076
CHOICE mode	Not Present		RBSH-077
DL Transport channel information common for all transport channel			RBSH-078
- SCCPCH TFCS	Not Present		RBSH-079
- CHOICE mode	TDD		RBSH-080
- Individual DL CCTrCH information	1 CCTrCh		RBSH-081
- DL TFCS identity	1		RBSH-082
- CHOICE DL parameters	Independent		RBSH-083
- DL TFCS			RBSH-084
- TFCS Field 1 Information			RBSH-085
- CHOICE TFCS representation	Complete reconfiguration		RBSH-086
- TFCS complete reconfigure			RBSH-087
- CHOICE CTFC Size	2 bit CTFC		RBSH-088
- CTFC information	4 TFCS		RBSH-089
- CTFC	Reference to TS 34.122 [5] Annex C.3.1 Parameter Set		RBSH-090
- Power offset information	Not Present		RBSH-091
Deleted DL TrCH information	Not Present		RBSH-092
Added or Reconfigured DL TrCH information list	1 TrCHs added		RBSH-093
- Added or Reconfigured DL TrCH information			RBSH-094
- Downlink transport channel type	HS-DSCH	Rel-5	RBSH-095
- DL Transport channel identity	Not Present		RBSH-096
- CHOICE DL parameters	HS-DSCH	Rel-5	RBSH-097

Information Element	Value/remark	Version	Index
- HARQ Info		Rel-5	RBSH-098
- Number of Processes	Reference to TS34.122 [5] Annex C.4 Fixed Reference Channels	Rel-5	RBSH-099
- CHOICE <i>Memory Partitioning</i>	Explicit	Rel-5	RBSH-100
- Memory size	Reference to TS34.122 [5] Annex C.4 Fixed Reference Channels parameter "Number of HARQ Processes".	Rel-5	RBSH-101
- Process Memory Size	Reference to TS34.122 [5] Annex C.4 Fixed Reference Channels parameter "Number of SML's per HARQ Proc.".	Rel-5	RBSH-102
- Added or reconfigured MAC-d flow		Rel-5	RBSH-103
- MAC-hs queue to add or reconfigure list	(one queue)	Rel-5	RBSH-104
- MAC-hs queue Id	0	Rel-5	RBSH-105
- MAC-d Flow Identity	0	Rel-5	RBSH-106
- T1	160	Rel-5	RBSH-107
- MAC-hs window size	16	Rel-5	RBSH-108
- MAC-d PDU size Info		Rel-5	RBSH-109
- MAC-d PDU size	Reference to TS34.122 [2] Annex C.4 Fixed Reference Channels	Rel-5	RBSH-110
- MAC-d PDU size index	0	Rel-5	RBSH-111
- MAC-hs queue to delete list	Not present	Rel-5	RBSH-112
- DCH quality target	Not present		RBSH-113
Frequency info	Not Present		RBSH-114
Maximum allowed UL TX power	30dBm		RBSH-115
CHOICE channel requirement	Uplink DPCH info		RBSH-116
Uplink DPCH info		Rel-6	RBSH-117
- Uplink DPCH power control info			RBSH-118
- CHOICE mode	TDD		RBSH-119
- UL target SIR	Not present		RBSH-120
- CHOICE UL OL PC info	Broadcast UL OL PC info		RBSH-121
- CHOICE mode	TDD		RBSH-122
- Uplink Timing Advance Control			RBSH-123
- CHOICE Timing Advance	Enabled		RBSH-124
- CHOICE TDD option	3.84 Mcps TDD		RBSH-125
- UL Timing Advance	Determined by observed timing deviation of the RACH at the node B		RBSH-126
- UL CCTrCH List	1 CCTrCh		RBSH-127
- TFCS Id	1		RBSH-128
- UL target SIR	+20dB		RBSH-129
- Activation time	Not present		RBSH-130
- Duration	Not present		RBSH-131
- Common timeslot info			RBSH-132
- 2 nd interleaving mode	Reference to TS 34.122 clause C.2.1 Parameter Set		RBSH-133
- TFCI coding	Reference to TS 34.122 clause C.2.1 Parameter Set		RBSH-134
- Puncturing Limit	Reference to TS 34.122 clause C.2.1 Parameter Set		RBSH-135
- Repetition Period	1		RBSH-136
- Repetition Length	1		RBSH-137
- Uplink DPCH timeslots and codes			RBSH-138
- Dynamic SF usage	TRUE		RBSH-139
- Timeslot number	The number of an uplink timeslot that has unassigned codes.		RBSH-140
- TFCI existence	TRUE		RBSH-141
- Midamble shift and burst type			RBSH-142
- CHOICE TDD option	3.84 Mcps		RBSH-143
- CHOICE Burst Type	Reference to TS 34.122 clause C.2.1 Parameter Set		RBSH-144
- Midamble Allocation Mode	Default		RBSH-145
- Midamble configuration	Choose lowest possible Kcell value given burst type		RBSH-146
- CHOICE TDD option	3.84 Mcps TDD		RBSH-147
- First timeslot Code List	Repeated (1,2) for each channelisation code assigned in the slot to meet the needs of TS 34.122 clause C.2.1 Parameter Set.		RBSH-148
- Channelisation code	(i/SF) where i denotes an unassigned code		RBSH-149

Information Element	Value/remark	Version	Index
- CHOICE more timeslots	matching the SF specified in TS 34.122 clause C.2.1 Parameter Set. The presence of this IE depends upon the number of resources specified in TS 34.122 clause C.2.1 Parameter Set and the number of slots in which they are being assigned.		RBSH-150
- UL CCTrCH List to Remove	Not present		RBSH-151
E-DCH Info	Not present	Rel-6	RBSH-152
Downlink HS-PDSCH Information		Rel-5	RBSH-153
- HS-SCCH Info		Rel-5	RBSH-154
- CHOICE mode	TDD	Rel-5	RBSH-155
- CHOICE TDD option	3.84 Mcps TDD	Rel-5	RBSH-156
- Ack-Nack Power Offset	0dB	Rel-5	RBSH-157
- HS-SICH Power Control Info		Rel-5	RBSH-158
- UL SIR target	0dB	Rel-5	RBSH-159
- HS-SICH Constant Value	-10dB	Rel-5	RBSH-160
- $D_{hs-sync}$	Not present	Rel-5	RBSH-161
- HS-SCCH Set Configuration	4	Rel-5	RBSH-162
- Timeslot number	The timeslot in which HS-SCCH is to be configured	Rel-5	RBSH-163
- Channelisation code	CC16/x where x is a previously unassigned channelisation code in this TS	Rel-5	RBSH-164
- Midamble Allocation mode	Default	Rel-5	RBSH-165
- Midamble configuration	8	Rel-5	RBSH-166
- BLER target	-2.4 (note that this equates to a BLER target of 0.4%, $\log_{10}(0.004) = -2.4$)	Rel-5	RBSH-167
- HS-SICH configuration			RBSH-168
- Timeslot number	The timeslot in which HS-SICH has been configured	Rel-5	RBSH-169
- Channelisation code	CC16/x where x is a previously unassigned channelisation code in this TS	Rel-5	RBSH-170
- Midamble Allocation mode	Default	Rel-5	RBSH-171
- Midamble configuration	8	Rel-5	RBSH-172
- Measurement Feedback Info		Rel-5	RBSH-173
- CHOICE mode	TDD	Rel-5	RBSH-174
- CHOICE TDD option	3.84 Mcps TDD	Rel-5	RBSH-175
- HS-PDSCH Timeslot Configuration		Rel-5	RBSH-176
- HS-PDSCH Timeslot Configuration List	Reference to TS 34.122 clause C.4.1 Parameter Set	Rel-5	RBSH-177
- Timeslot Number	The timeslot(s) in which HS-HS-DSCH is to be configured	Rel-5	RBSH-178
- CHOICE Burst Type	Reference to TS 34.122 clause C.4.1 Parameter Set	Rel-5	RBSH-179
- Midamble Allocation Mode	Default	Rel-5	RBSH-180
- Midamble configuration burst type 1 and 3	8	Rel-5	RBSH-181
Downlink information common for all radio links	Not Present		RBSH-182
Downlink information per radio link list	1		RBSH-183
- Downlink information for each radio link			RBSH-184
- Choice mode	TDD		RBSH-185
- Primary CCPCH info			RBSH-186
- Choice mode	TDD		RBSH-187
- CHOICE TDD option	3.84 Mcps TDD		RBSH-188
- CHOICE SyncCase	Sync Case 1		RBSH-189
- Timeslot	Set to Timeslot containing PCCPCH		RBSH-190
- Cell parameters ID	10		RBSH-191
- SCTD indicator	FALSE		RBSH-192
- CHOICE DPCH info	Downlink DPCH info for each RL		RBSH-193
- CHOICE mode	TDD		RBSH-194
- DL CCTrCH List	1 CCTrCh		RBSH-195
- TFCS ID	1		RBSH-196
- Activation time	Not Present		RBSH-197
- Duration	Not Present		RBSH-198
- Common timeslot info			RBSH-199
- 2 nd interleaving mode	Reference to TS 34.122 clause C.3.1 Parameter Set		RBSH-200
- TFCI coding	Reference to TS 34.122 clause C.3.1 Parameter Set		RBSH-201
- Puncturing Limit	Reference to TS 34.122 clause C.3.1 Parameter Set		RBSH-202

Information Element	Value/remark	Version	Index
- Repetition Period	Set Reference to TS 34.122 clause C.3.1 Parameter Set		RBSH-203
- Repetition Length	Set Reference to TS 34.122 clause C.3.1 Parameter Set		RBSH-204
- Downlink DPCH timeslots and codes			RBSH-205
- Individual timeslot info			RBSH-206
- Timeslot number	The number of a downlink timeslot that has unassigned codes.		RBSH-207
- TFCI existence	TRUE		RBSH-208
- Midamble shift and burst type			RBSH-209
- CHOICE TDD option	3.84 Mcps		RBSH-210
- CHOICE Burst Type	Reference to TS 34.122 clause C.3.1 Parameter Set		RBSH-211
- Midamble Allocation Mode	Default		RBSH-212
- Midamble configuration	Set Kcell to lowest possible value given the number of codes defined in TS 34.122 clause C.3.1 Parameter Set		RBSH-213
- CHOICE TDD option	3.84 Mcps		RBSH-214
- First timeslot channelisation codes			RBSH-215
- CHOICE codes representation	Consecutive codes		RBSH-216
- First channelisation code	(i/SF) where i is the lowest numbered code that is being assigned and SF is specified in TS 34.122 clause C.3.1 Parameter Set.		RBSH-217
- Last channelisation code	(j/SF) where j is the highest numbered code that is being assigned in the slot as specified in TS 34.122 clause C.3.1 Parameter Set.		RBSH-218
- CHOICE more timeslots	The presence of this IE depends upon whether the requirements of TS 34.122 clause C.3.1 Parameter Set could be met by the codes that have been assigned in the first timeslot.		RBSH-219
- UL CCTrCH TPC List	No Present		RBSH-220
- DL CCTrCH List to Remove	Not Present		RBSH-221
- E-AGCH Info	Not Present	Rel-6	RBSH-222
- CHOICE E-HICH Information	Not Present	Rel-6	RBSH-223
- CHOICE E-RGCH Information	Not Present	Rel-6	RBSH-224
MBMS PL Service Restriction Information	Not Present	Rel-6	RBSH-225

Contents of RADIO BEARER SETUP message: AM or UM (HSDPA) (1.28 Mcps TDD)

Information Element	Value/remark	Version	Index
Message Type			RBSH-001
RRC transaction identifier	Arbitrarily selects an integer between 0 and 3		RBSH-002
Integrity check info			RBSH-003
- message authentication code	SS calculates the value of MAC-I for this message and writes to this IE. The first/ leftmost bit of the bit string contains the most significant bit of the MAC-I.		RBSH-004
- RRC message sequence number	SS provides the value of this IE, from its internal counter.		RBSH-005
Integrity protection mode info	Not Present		RBSH-006
Ciphering mode info	Not Present		RBSH-007
Activation time	Not Present		RBSH-008
New U-RNTI	Not Present		RBSH-009
New C-RNTI	Not Present		RBSH-010
New H-RNTI	'1010 1010 1010 1010'	Rel-5	RBSH-011
RRC State indicator	CELL_DCH		RBSH-012
UTRAN DRX cycle length coefficient	Not Present		RBSH-013
CN information info	Not Present		RBSH-014
URA identity	Not Present		RBSH-015
Signalling RB information to setup	Not Present		RBSH-016
RAB information for setup list			RBSH-017
- RAB information for setup			RBSH-018
- RAB info	(high-speed UM DTCH for PS domain)		RBSH-019
- RAB identity	0000 0110B		RBSH-020

Information Element	Value/remark	Version	Index
	The first/ leftmost bit of the bit string contains the most significant bit of the RAB identity.		
- CN domain identity	PS domain		RBSH-021
- NAS Synchronization Indicator	Not Present		RBSH-022
- Re-establishment timer	UseT315		RBSH-023
- RB information to setup			RBSH-024
- RB identity	25		RBSH-025
- PDCP info	Not Present		RBSH-026
- CHOICE RLC info type	RLC info		RBSH-027
- CHOICE Uplink RLC mode	Not Present		RBSH-028
- CHOICE Downlink RLC mode	UM RLC		RBSH-029
- DL UM RLC LI size	7	Rel-5	RBSH-030
- One sided RLC re-establishment	FALSE	Rel-5	RBSH-031
- RB mapping info			RBSH-032
- Information for each multiplexing option	1 RBMuxOptions		RBSH-033
- RLC logical channel mapping indicator	Not Present		RBSH-034
- Downlink RLC logical channel info			RBSH-035
- Number of downlink RLC logical channels	1		RBSH-036
- Downlink transport channel type	HS-DSCH		RBSH-037
- DL DCH Transport channel identity	Not Present		RBSH-038
- DL DSCH Transport channel identity	Not Present		RBSH-039
- DL HS-DSCH MAC-d flow identity	0		RBSH-040
- Logical channel identity	Not Present		RBSH-041
RB information to be affected list	Not Present		RBSH-042
Downlink counter synchronization info	Not Present		RBSH-043
PDCP ROHC target mode	Not Present	Rel-5	RBSH-044
UL Transport channel information for all transport channels			RBSH-045
- PRACH TFCS	Not Present		RBSH-046
- CHOICE mode	TDD		RBSH-047
- Individual UL CCH information			RBSH-048
- UL TFCS Identity			RBSH-049
- TFCS ID	1		RBSH-050
- Shared Channel Indicator	FALSE		RBSH-051
- UL TFCS			RBSH-052
- CHOICE TFCI signalling	Normal		RBSH-053
- TFCI Field 1 Information			RBSH-054
- CHOICE TFCS representation	Complete reconfiguration		RBSH-055
- TFCS complete reconfiguration information			RBSH-056
- CHOICE CTFC Size	2 bit CTFC		RBSH-057
- CTFC information	4 TFCs		RBSH-058
- CTFC	Reference to clause TS 34.122 clause C.2.1 Parameter Set		RBSH-059
- Power offset information			RBSH-060
- CHOICE Gain Factors	Computed Gain Factors(The last TFC is set to Signalled Gain Factors)		RBSH-061
- Reference TFC ID	0 Integer(0.. 3)		RBSH-062
- CHOICE Gain Factors	Signalled Gain Factors(Not Present if the CHOICE Gain Factors is set to ComputedGain Factors)		RBSH-063
- CHOICE mode	TDD		RBSH-064
- Gain Factor β_d	15		RBSH-065
- Reference TFC ID	0 Integer(0.. 3)		RBSH-066
- CHOICE mode	TDD		RBSH-067
- TFC subset			RBSH-068
- CHOICE Subset representation	Full transport format combination set		RBSH-069
- TFC subset list	Not Present		RBSH-070
Deleted UL TrCH information list	Not Present		RBSH-071
Added or Reconfigured TrCH information list	Not Present		RBSH-072
CHOICE mode	Not Present		RBSH-073
DL Transport channel information common for all transport channel			RBSH-074
- SCCPCH TFCS	Not Present		RBSH-075
- CHOICE mode	TDD		RBSH-076

Information Element	Value/remark	Version	Index
- Individual DL CCTrCH information			RBSH-077
- DL TFCS Identity			RBSH-078
- TFCS ID	2		RBSH-079
- Shared Channel Indicator	FALSE		RBSH-080
- CHOICE DL parameters	Explicit		RBSH-081
- DL DCH TFCS			RBSH-082
- CHOICE TFCl Signalling	Normal		RBSH-083
- TFCl Field 1 Information			RBSH-084
- CHOICE TFCS representation	Complete reconfiguration		RBSH-085
- TFCS complete reconfigure			RBSH-086
- CHOICE CTFC Size	2 bit CTFC		RBSH-087
- CTFC information	4 TFCS		RBSH-088
- CTFC	Reference to clause TS 34.122 clause C.2.1 Parameter Set		RBSH-089
- Power offset information	Not Present		RBSH-090
Deleted DL TrCH information	Not Present		RBSH-091
Added or Reconfigured DL TrCH information list	1 TrCHs added		RBSH-092
- Added or Reconfigured DL TrCH information	(HS-DSCH for DTCH)		RBSH-093
- Downlink transport channel type	HS-DSCH	Rel-5	RBSH-094
- DL Transport channel identity	Not Present		RBSH-095
- CHOICE DL parameters	HS-DSCH		RBSH-096
- HARQ Info		Rel-5	RBSH-097
- Number of Processes	Reference to TS34.122 [5] Annex C Fixed Reference Channels		RBSH-098
- CHOICE <i>Memory Partitioning</i>	Implicit		RBSH-099
- Added or reconfigured MAC-d flow			RBSH-100
- MAC-hs queue to add or reconfigure list	(one queue)	Rel-5	RBSH-101
- MAC-hs queue Id	0		RBSH-102
- MAC-d Flow Identity	0		RBSH-103
- T1	50		RBSH-104
- MAC-hs window size	16		RBSH-105
- MAC-d PDU size Info			RBSH-106
- MAC-d PDU size	Reference to TS34.122 [5] Annex C Fixed Reference Channels		RBSH-107
- MAC-d PDU size index	0		RBSH-108
- MAC-hs queue to delete list	Not present		RBSH-109
- DCH quality target	Not present		RBSH-110
Frequency info	Not Present		RBSH-111
Maximum allowed UL TX power	33dBm		RBSH-112
CHOICE channel requirement	Uplink DPCH info	Rel-5 and earlier	RBSH-113
- Uplink DPCH power control info			RBSH-114
- CHOICE mode	TDD		RBSH-115
- CHOICE TDD option	1.28 Mcps TDD		RBSH-116
- PRXDPCHdes	Integer (-120...-58 by step of 1)		RBSH-117
- CHOICE <i>UL OL PC info</i>			RBSH-118
- Broadcast UL OL PC info	Null		RBSH-119
- Uplink Timing Advance Control	Not Present		RBSH-120
- UL CCTrCH List			RBSH-121
- TFCS ID	1		RBSH-122
- UL Target SIR	Real (-11 .. 20 by step of 0.5 dB) Reference to clause 6 Parameter set.		RBSH-123
- Time info			RBSH-124
- Activation time	(256+CFN-(CFN MOD 8 + 8))MOD 256		RBSH-125
- Duration	Infinite		RBSH-126
- Common timeslot info			RBSH-127
- 2 nd interleaving mode	Default value is "Frame"		RBSH-128
- TFCl coding	Reference to clause 6 Parameter set		RBSH-129
- Puncturing limit	Reference to clause 6 Parameter set		RBSH-130
- Repetition period	1		RBSH-131
- Repetition length			RBSH-132
- Uplink DPCH timeslots and code			RBSH-133
- Dynamic SF usage	FALSE		RBSH-134

Information Element	Value/remark	Version	Index
- First individual timeslot info			RBSH-135
- Timeslot number			RBSH-136
- CHOICE TDD option	1.28 Mcps TDD		RBSH-137
- Timeslot number	1 OR 2 OR 3		RBSH-138
- TFCI existence	TRUE		RBSH-139
- Midamble shift and burst type			RBSH-140
- CHOICE TDD option	1.28 Mcps TDD		RBSH-141
- Midamble allocation mode	Default midamble		RBSH-142
- Midamble configuration	16		RBSH-143
- Midamble Shift	Not Present		RBSH-144
- CHOICE TDD option	1.28 Mcps TDD		RBSH-145
- Modulation	QPSK		RBSH-146
- SS-TPC Symbols	1		RBSH-147
- Additional TPC-SS Symbols	Not present		RBSH-148
- First timeslot Code List	Repeated (1,2) for each channelisation code assigned in the slot to meet the needs of clause 6 Parameter Set.		RBSH-149
- channelisation codes	(SF/ i) where i denotes an unassigned code matching the SF specified in clause 6 Parameter Set.		RBSH-150
- CHOICE more timeslots	No more timeslots		RBSH-151
- UL CCTrCH List to Remove	Not present		RBSH-152
CHOICE Mode	TDD	R99 and Rel-4 only	RBSH-153
- Downlink PDSCH information	Not Present	R99 and Rel-4 only	RBSH-154
Downlink HS-PDSCH Information			RBSH-155
- HS-SCCH Info			RBSH-156
- CHOICE mode	TDD		RBSH-157
- CHOICE TDD option	1.28 Mcps		RBSH-158
- HS-SCCH Set Configuration			RBSH-159
- Timeslot number	0		RBSH-160
- First Channelisation code	(16/5)		RBSH-161
- Second Channelisation code	(16/6)		RBSH-162
- Midamble Allocation mode	Default midamble		RBSH-163
- Midamble configuration	8		RBSH-164
- BLER target	-2.0		RBSH-165
- HS-SICH configuration			RBSH-166
- Timeslot number	1		RBSH-167
- Channelisation code	(16/11)		RBSH-168
- Midamble Allocation mode	Default midamble		RBSH-169
- Midamble configuration	8		RBSH-170
- Ack-Nack Power Offset	0		RBSH-171
- PRX _{HS-SICH}			RBSH-172
- TPC step size	1dB		RBSH-173
- Timeslot number	0		RBSH-174
- First Channelisation code	(16/7)		RBSH-175
- Second Channelisation code	(16/8)		RBSH-176
- Midamble Allocation mode	Default midamble		RBSH-177
- Midamble configuration	8		RBSH-178
- BLER target	-2.0		RBSH-179
- HS-SICH configuration			RBSH-180
- Timeslot number	1		RBSH-181
- Channelisation code	(16/12)		RBSH-182
- Midamble Allocation mode	Default midamble		RBSH-183
- Midamble configuration	8		RBSH-184
- Ack-Nack Power Offset	0		RBSH-185
- PRX _{HS-SICH}			RBSH-186
- TPC step size	1dB		RBSH-187
- Timeslot number	0		RBSH-188
- First Channelisation code	(16/9)		RBSH-189
- Second Channelisation code	(16/10)		RBSH-190
- Midamble Allocation mode	Default midamble		RBSH-191

Information Element	Value/remark	Version	Index
- Midamble configuration	8		RBSH-192
- BLER target	-2.0		RBSH-193
- HS-SICH configuration			RBSH-194
- Timeslot number	1		RBSH-195
- Channelisation code	(16/13)		RBSH-196
- Midamble Allocation mode	Default midamble		RBSH-197
- Midamble configuration	8		RBSH-198
- Ack-Nack Power Offset	0		RBSH-199
- PRX _{HS-SICH}			RBSH-200
- TPC step size	1dB		RBSH-201
- Timeslot number	0		RBSH-202
- First Channelisation code	(16/11)		RBSH-203
- Second Channelisation code	(16/12)		RBSH-204
- Midamble Allocation mode	Default midamble		RBSH-205
- Midamble configuration	8		RBSH-206
- BLER target	-2.0		RBSH-207
- HS-SICH configuration			RBSH-208
- Timeslot number	1		RBSH-209
- Channelisation code	(16/14)		RBSH-210
- Midamble Allocation mode	Default midamble		RBSH-211
- Midamble configuration	8		RBSH-212
- Ack-Nack Power Offset	0		RBSH-213
- PRX _{HS-SICH}			RBSH-214
- TPC step size	1dB		RBSH-215
Downlink information common for all radio links	Not Present		RBSH-216
Downlink information per radio link list			RBSH-217
- Downlink information for each radio link			RBSH-218
- CHOICE mode	TDD		RBSH-219
- Downlink information for each radio link			RBSH-220
- Choice mode	2 Integer(1.8)		RBSH-221
- Primary CCPCH info			RBSH-222
- Choice mode	Now		RBSH-223
- Choice TDD Option	Infinite		RBSH-224
- TSTD indicator			RBSH-225
- Cell parameters ID	Default value is "Frame"		RBSH-226
- SCTD indicator	Reference to clause 6 Parameter set		RBSH-227
- Downlink DPCH info for each RL	Reference to clause 6 Parameter set		RBSH-228
- CHOICE mode	1		RBSH-229
- DL CCTrCh List	NULL		RBSH-230
- TFCS ID			RBSH-231
- Time info			RBSH-232
- Activation time			RBSH-233
- Duration	1.28 Mcps TDD		RBSH-234
- Common timeslot info	4 OR 5 OR 6		RBSH-235
- 2 nd interleaving mode	TRUE		RBSH-236
- TFCI coding			RBSH-237
- Puncturing limit	1.28 Mcps TDD		RBSH-238
- Repetition period	Default midamble		RBSH-239
- Repetition length	16		RBSH-240
- Downlink DPCH timeslots and codes	Not Present		RBSH-241
- First individual timeslot info	1.28 Mcps TDD		RBSH-242
- Timeslot number	QPSK		RBSH-243
- CHOICE TDD option	1		RBSH-244
- Timeslot number	Not present		RBSH-245
- TFCI existence	Repeated (1,2) for each channelisation code assigned in the slot to meet the needs of clause 6 Parameter Set.		RBSH-246
- Midamble shift and burst type			RBSH-247
- CHOICE TDD option	Reference to clause 6.11 Parameter Set		RBSH-248
- Midamble allocation mode	No more timeslots		RBSH-249
- Midamble configuration	This list is not required for 1.28 Mcps TDD and is to be ignored by the UE.		RBSH-250
- Midamble Shift			RBSH-251

Information Element	Value/remark	Version	Index
- CHOICE TDD option	1		RBSH-252
- Modulation	FALSE		RBSH-253
- SS-TPC Symbols	Not present		RBSH-254
- Additional TPC-SS Symbols	Not Present		RBSH-255
- First timeslot channelisation codes	TDD		RBSH-256
- CHOICE codes representation			RBSH-257
- Channelisation codes bitmap	2 Integer(1.8)		RBSH-258
- CHOICE more timeslots			RBSH-259
- UL CCTrCH TPC List	Now		RBSH-260
- UL TPC TFCS Identity	Infinite		RBSH-261
- TFCS ID			RBSH-262
- Shared Channel Indicator	Default value is "Frame"		RBSH-263
- DL CCTrCH List to Remove	Reference to clause 6 Parameter set		RBSH-264
- SCCPCH Information for FACH	Reference to clause 6 Parameter set	R99 and Rel-4 only	RBSH-265

Contents of RADIO BEARER SETUP message: AM or UM (HSDPA) (7.68 Mcps TDD)

Information Element	Value/remark	Version	Index
Message Type			RBS7-001
RRC transaction identifier	Arbitrarily selects an integer between 0 and 3		RBS7-002
Integrity check info			RBS7-003
- message authentication code	SS calculates the value of MAC-I for this message and writes to this IE. The first/ leftmost bit of the bit string contains the most significant bit of the MAC-I.		RBS7-004
- RRC message sequence number	SS provides the value of this IE, from its internal counter.		RBS7-005
Integrity protection mode info	Not Present		RBS7-006
Ciphering mode info	Not Present		RBS7-007
Activation time	Not Present		RBS7-008
New U-RNTI	Not Present		RBS7-009
New C-RNTI	Not Present		RBS7-010
New H-RNTI	'1010 1010 1010 1010'	Rel-5	RBS7-011
CHOICE mode	TDD	Rel-7	RBS7-012
New E-RNTI	Not Present	Rel-7	RBS7-013
RRC State indicator	CELL_DCH		RBS7-014
UTRAN DRX cycle length coefficient	Not Present		RBS7-015
CN information info	Not Present		RBS7-016
URA identity	Not Present		RBS7-017
CHOICE specification mode	Complete specification	Rel-6	RBS7-018
Signalling RB information to setup	Not Present		RBS7-019
RAB information for setup list			RBS7-020
- RAB information for setup			RBS7-021
- RAB info	(high-speed UM DTCH for PS domain)		RBS7-022
- RAB identity	0000 0110B		RBS7-023
	The first/ leftmost bit of the bit string contains the most significant bit of the RAB identity.		
- CN domain identity	PS domain		RBS7-024
- NAS Synchronization Indicator	Not Present		RBS7-025
- Re-establishment timer	UseT315		RBS7-026
- RB information to setup			RBS7-027
- RB identity	25		RBS7-028
- PDCP info	Not Present		RBS7-029
- CHOICE RLC info type	RLC info		RBS7-030
- CHOICE Uplink RLC mode	Not Present		RBS7-031
- CHOICE Downlink RLC mode	UM RLC		RBS7-032
- DL UM RLC LI size	7	Rel-5	RBS7-033
- One sided RLC re-establishment	FALSE	Rel-5	RBS7-034
- RB mapping info			RBS7-035
- Information for each multiplexing option	1 RBmuxOptions		RBS7-036
- RLC logical channel mapping indicator	Not Present		RBS7-037
- Downlink RLC logical channel info			RBS7-038
- Number of downlink RLC logical channels	1		RBS7-039
- Downlink transport channel type	HS-DSCH		RBS7-040
- DL DCH Transport channel identity	Not Present		RBS7-041

Information Element	Value/remark	Version	Index
- DL DSCH Transport channel identity	Not Present		RBS7-042
- DL HS-DSCH MAC-d flow identity	0		RBS7-043
- Logical channel identity	Not Present		RBS7-044
RB information to reconfigure list	Not Present	Rel-6	RBS7-045
RB information to be affected list	Not Present		RBS7-046
Downlink counter synchronization info	Not Present		RBS7-047
PDCP ROHC target mode	Not Present	Rel-5	RBS7-048
UL Transport channel information for all transport channels			RBS7-049
- PRACH TFCS	Not Present		RBS7-050
- CHOICE mode	TDD		RBS7-051
- Individual UL CCTrCH information			RBS7-052
- UL TFCS Identity			RBS7-053
- TFCS ID	1		RBS7-054
- Shared Channel Indicator	FALSE		RBS7-055
- UL TFCS			RBS7-056
- CHOICE TFCI signalling	Normal		RBS7-057
- TFCI Field 1 information			RBS7-058
- CHOICE TFCS representation	Complete reconfiguration		RBS7-059
- TFCS complete reconfigure information			RBS7-060
- CHOICE CTFC Size	2 bit CTFC		RBS7-061
- CTFC information	4 TFCs		RBS7-062
- CTFC	Reference to TS 34.122 clause C.2.1 Parameter Set		RBS7-063
- Power offset information			RBS7-064
- CHOICE Gain Factors	Computed Gain Factors(The last TFC is set to Signalled Gain Factors)		RBS7-065
- Reference TFC ID	0 Integer(0.. 3)		RBS7-066
- CHOICE Gain Factors	Signalled Gain Factors(Not Present if the CHOICE Gain Factors is set to ComputedGain Factors)		RBS7-067
- CHOICE mode	TDD		RBS7-068
- Gain factor β_d	8 (Not Present if the CHOICE Gain Factors is set to Computed Gain Factors)		RBS7-069
- Reference TFC ID	0		RBS7-070
- CHOICE mode	TDD		RBS7-071
- TFC subset	Not Present		RBS7-072
- CHOICE Subset representation	Full transport format combination set		RBS7-073
- TFC subset list			RBS7-074
Deleted UL TrCH information list	Not Present		RBS7-075
Added or Reconfigured TrCH information list	Not Present		RBS7-076
CHOICE mode	Not Present		RBS7-077
DL Transport channel information common for all transport channel			RBS7-078
- SCCPCH TFCS	Not Present		RBS7-079
- CHOICE mode	TDD		RBS7-080
- Individual DL CCTrCH information	1 CCTrCh		RBS7-081
- DL TFCS identity	1		RBS7-082
- CHOICE DL parameters	Independent		RBS7-083
- DL TFCS			RBS7-084
- TFCI Field 1 Information			RBS7-085
- CHOICE TFCS representation	Complete reconfiguration		RBS7-086
- TFCS complete reconfigure			RBS7-087
- CHOICE CTFC Size	2 bit CTFC		RBS7-088
- CTFC information	4 TFCs		RBS7-089
- CTFC	Reference to TS 34.122 [5] Annex C.3.1 Parameter Set		RBS7-090
- Power offset information	Not Present		RBS7-091
Deleted DL TrCH information	Not Present		RBS7-092
Added or Reconfigured DL TrCH information list	1 TrCHs added		RBS7-093
- Added or Reconfigured DL TrCH information			RBS7-094
- Downlink transport channel type	HS-DSCH	Rel-5	RBS7-095
- DL Transport channel identity	Not Present		RBS7-096
- CHOICE DL parameters	HS-DSCH	Rel-5	RBS7-097
- HARQ Info		Rel-5	RBS7-098
- Number of Processes	Reference to TS34.122 [5] Annex C.4 Fixed Reference Channels	Rel-5	RBS7-099

Information Element	Value/remark	Version	Index
- CHOICE <i>Memory Partitioning</i>	Explicit	Rel-5	RBS7-100
- Memory size	Reference to TS34.122 [5] Annex C.4 Fixed Reference Channels parameter "Number of HARQ Processes".	Rel-5	RBS7-101
- Process Memory Size	Reference to TS34.122 [5] Annex C.4 Fixed Reference Channels parameter "Number of SML's per HARQ Proc.".	Rel-5	RBS7-102
- Added or reconfigured MAC-d flow	(one queue)	Rel-5	RBS7-103
- MAC-hs queue to add or reconfigure list	0	Rel-5	RBS7-104
- MAC-hs queue Id	0	Rel-5	RBS7-105
- MAC-d Flow Identity	160	Rel-5	RBS7-106
- T1	16	Rel-5	RBS7-107
- MAC-hs window size	Reference to TS34.122 [2] Annex C.4 Fixed Reference Channels	Rel-5	RBS7-108
- MAC-d PDU size Info	0	Rel-5	RBS7-109
- MAC-d PDU size	0	Rel-5	RBS7-110
- MAC-d PDU size index	Not present	Rel-5	RBS7-111
- MAC-hs queue to delete list	Not present	Rel-5	RBS7-112
- DCH quality target	Not present		RBS7-113
Frequency info	Not Present		RBS7-114
DTX-DRX timing information	Not Present	Rel-7	RBS7-115
DTX-DRX information	Not Present	Rel-7	RBS7-116
HS-SCCH less information	Not Present	Rel-7	RBS7-117
MIMO parameters	Not Present	Rel-7	RBS7-118
Maximum allowed UL TX power	30dBm		RBS7-119
CHOICE channel requirement	Uplink DPCH info		RBS7-120
Uplink DPCH info		Rel-6	RBS7-121
- Uplink DPCH power control info			RBS7-122
- CHOICE mode	TDD		RBS7-123
- UL target SIR	Not present		RBS7-124
- CHOICE UL OL PC info	Broadcast UL OL PC info		RBS7-125
- CHOICE mode	TDD		RBS7-126
- Uplink Timing Advance Control			RBS7-127
- CHOICE Timing Advance	Enabled		RBS7-128
- CHOICE TDD option	7.68 Mcps TDD	Rel-7	RBS7-129
- UL Timing Advance	Determined by observed timing deviation of the RACH at the node B		RBS7-130
- UL CCTrCh List	1 CCTrCh		RBS7-131
- TFCS Id	1		RBS7-132
- UL target SIR	+20dB		RBS7-133
- Activation time	Not present		RBS7-134
- Duration	Not present		RBS7-135
- Common timeslot info			RBS7-136
- 2 nd interleaving mode	Reference to TS 34.122 clause C.2.1 Parameter Set		RBS7-137
- TFCI coding	Reference to TS 34.122 clause C.2.1 Parameter Set		RBS7-138
- Puncturing Limit	Reference to TS 34.122 clause C.2.1 Parameter Set		RBS7-139
- Repetition Period	1		RBS7-140
- Repetition Length	1		RBS7-141
- CHOICE mode	7.68 Mcps TDD	Rel-7	RBS7-142
- Uplink DPCH timeslots and codes VHCR		Rel-7	RBS7-143
- Dynamic SF usage	TRUE		RBS7-144
- Timeslot number	The number of an uplink timeslot that has unassigned codes.		RBS7-145
- TFCI existence	TRUE		RBS7-146
- Midamble shift and burst type			RBS7-147
- CHOICE TDD option	7.68 Mcps TDD	Rel-7	RBS7-148
- CHOICE Burst Type	Reference to TS 34.122 clause C.2.1 Parameter Set		RBS7-149
- Midamble Allocation Mode	Default		RBS7-150
- Midamble configuration	Choose lowest possible Kcell value given burst type		RBS7-151
- CHOICE TDD option	7.68 Mcps TDD	Rel-7	RBS7-152
- First timeslot Code List	Repeated (1,2) for each channelisation code assigned in the slot to meet the needs of TS		RBS7-153

Information Element	Value/remark	Version	Index
- Channelisation code	34.122 clause C.2.1 Parameter Set. (i/SF) where i denotes an unassigned code matching the SF specified in TS 34.122 clause C.2.1 Parameter Set.		RBS7-154
- CHOICE more timeslots	The presence of this IE depends upon the number of resources specified in TS 34.122 clause C.2.1 Parameter Set and the number of slots in which they are being assigned.		RBS7-155
- UL CCTrCH List to Remove	Not present		RBS7-156
E-DCH Info	Not present	Rel-6	RBS7-157
Downlink HS-PDSCH Information		Rel-5	RBS7-158
- HS-SCCH Info		Rel-5	RBS7-159
- CHOICE mode	TDD	Rel-5	RBS7-160
- CHOICE TDD option	7.68 Mcps TDD	Rel-7	RBS7-161
- Ack-Nack Power Offset	0dB	Rel-5	RBS7-162
- HS-SICH Power Control Info		Rel-5	RBS7-163
- UL SIR target	0dB	Rel-5	RBS7-164
- HS-SICH Constant Value	-10dB	Rel-5	RBS7-165
- $D_{hs-sync}$	Not present	Rel-6	RBS7-166
- HS-SCCH Set Configuration	4	Rel-5	RBS7-167
- Timeslot number	The timeslot in which HS-SCCH is to be configured	Rel-5	RBS7-168
- Channelisation code	CC32/x where x is a previously unassigned channelisation code in this TS	Rel-7	RBS7-169
- Midamble Allocation mode	Default	Rel-5	RBS7-170
- Midamble configuration	8	Rel-5	RBS7-171
- BLER target	-2.4 (note that this equates to a BLER target of 0.4%, $\log_{10}(0.004) = -2.4$)	Rel-5	RBS7-172
- HS-SICH configuration			RBS7-173
- Timeslot number	The timeslot in which HS-SICH has been configured	Rel-5	RBS7-174
- Channelisation code	CC32/x where x is a previously unassigned channelisation code in this TS	Rel-7	RBS7-175
- Midamble Allocation mode	Default	Rel-5	RBS7-176
- Midamble configuration	8	Rel-5	RBS7-177
- Measurement Feedback Info		Rel-5	RBS7-178
- CHOICE mode	TDD	Rel-5	RBS7-179
- CHOICE TDD option	7.68 Mcps TDD	Rel-7	RBS7-180
- HS-PDSCH Timeslot Configuration VHCR		Rel-5	RBS7-181
- HS-PDSCH Timeslot Configuration List	Reference to TS 34.122 clause C.4.1 Parameter Set	Rel-5	RBS7-182
- Timeslot Number	The timeslot(s) in which HS-HS-DSCH is to be configured	Rel-5	RBS7-183
- CHOICE Burst Type	Reference to TS 34.122 clause C.4.1 Parameter Set	Rel-5	RBS7-184
- Midamble Allocation Mode	Default	Rel-5	RBS7-185
- Midamble configuration burst type 1 and 3	8	Rel-5	RBS7-186
Downlink information common for all radio links	Not Present		RBS7-187
Downlink information for each radio link list	1		RBS7-188
- Downlink information for each radio link			RBS7-189
- Choice mode	7.68 Mcps TDD	Rel-7	RBS7-190
- Primary CCPCH info			RBS7-191
- Choice mode	TDD		RBS7-192
- CHOICE TDD option	7.68 Mcps TDD	Rel-7	RBS7-193
- CHOICE SyncCase	Sync Case 1		RBS7-194
- Timeslot	Set to Timeslot containing PCCPCH		RBS7-195
- Cell parameters ID	10		RBS7-196
- SCTD indicator	FALSE		RBS7-197
- CHOICE DPCH info	Downlink DPCH info for each RL		RBS7-198
- CHOICE mode	TDD		RBS7-199
- DL CCTrCH List	1 CCTrCh		RBS7-200
- TFCS ID	1		RBS7-201
- Activation time	Not Present		RBS7-202
- Duration	Not Present		RBS7-203
- Common timeslot info			RBS7-204
- 2 nd interleaving mode	Reference to TS 34.122 clause C.3.1 Parameter Set		RBS7-205
- TFCl coding	Reference to TS 34.122 clause C.3.1 Parameter		RBS7-206

Information Element	Value/remark	Version	Index
- Puncturing Limit	Set Reference to TS 34.122 clause C.3.1 Parameter Set		RBS7-207
- Repetition Period	Reference to TS 34.122 clause C.3.1 Parameter Set		RBS7-208
- Repetition Length	Reference to TS 34.122 clause C.3.1 Parameter Set		RBS7-209
- Downlink DPCH timeslots and codes VHCR		Rel-7	RBS7-210
- Individual timeslot info			RBS7-211
- Timeslot number	The number of a downlink timeslot that has unassigned codes.		RBS7-212
- TFCI existence	TRUE		RBS7-213
- Midamble shift and burst type			RBS7-214
- CHOICE TDD option	7.68 Mcps		RBS7-215
- CHOICE Burst Type	Reference to TS 34.122 clause C.3.1 Parameter Set		RBS7-216
- Midamble Allocation Mode	Default		RBS7-217
- Midamble configuration	Set Kcell to lowest possible value given the number of codes defined in TS 34.122 clause C.3.1		RBS7-218
- CHOICE TDD option	Parameter Set	Rel-7	RBS7-219
- First timeslot channelisation codes VHCR	7.68 Mcps	Rel-7	RBS7-220
- CHOICE codes representation	Consecutive codes		RBS7-221
- First channelisation code	(i/SF) where i is the lowest numbered code that is being assigned and SF is specified in TS 34.122 clause C.3.1 Parameter Set.		RBS7-222
- Last channelisation code	(j/SF) where j is the highest numbered code that is being assigned in the slot as specified in TS 34.122 clause C.3.1 Parameter Set.		RBS7-223
- CHOICE more timeslots	The presence of this IE depends upon whether the requirements of TS 34.122 clause C.3.1 Parameter Set could be met by the codes that have been assigned in the first timeslot.		RBS7-224
- UL CCTrCH TPC List	No Present		RBS7-225
- DL CCTrCH List to Remove	Not Present		RBS7-226
- E-AGCH Info	Not Present	Rel-6	RBS7-227
- CHOICE E-HICH Information	Not Present	Rel-6	RBS7-228
- CHOICE E-RGCH Information	Not Present	Rel-6	RBS7-229
MBMS PL Service Restriction Information	Not Present	Rel-6	RBS7-230

Contents of RADIO BEARER SETUP message: AM or UM (E-DCH and HSDPA) (3.84Mcps TDD)

Information Element	Value/remark	Version	Index
Message Type			RBSE3-001
RRC transaction identifier	Arbitrarily selects an integer between 0 and 3		RBSE3-002
Integrity check info			RBSE3-003
- message authentication code	SS calculates the value of MAC-I for this message and writes to this IE. The first/ leftmost bit of the bit string contains the most significant bit of the MAC-I.		RBSE3-004
- RRC message sequence number	SS provides the value of this IE, from its internal counter.		RBSE3-005
Integrity protection mode info	Not Present		RBSE3-006
Ciphering mode info	Not Present		RBSE3-007
Activation time	Not Present		RBSE3-008
New U-RNTI	Not Present		RBSE3-009
New C-RNTI	Not Present		RBSE3-010
New H-RNTI	'1010 1010 1010 1010'	Rel-5	RBSE3-011
New Primary E-RNTI	'1010 1010 1010 1010'	Rel-6	RBSE3-012
New Secondary E-RNTI	Not Present	Rel-6	RBSE3-013
RRC State indicator	CELL_DCH		RBSE3-014
UTRAN DRX cycle length coefficient	Not Present		RBSE3-015
CN information info	Not Present		RBSE3-016
URA identity	Not Present		RBSE3-017
CHOICE specification mode	Complete specification	Rel-6	RBSE3-018
Signalling RB information to setup	Not Present		RBSE3-019

Information Element	Value/remark	Version	Index
RAB information for setup list			RBSE3-020
- RAB information for setup			RBSE3-021
- RAB info	(high-speed UM DTCH for PS domain)		RBSE3-022
- RAB identity	0000 0110B		RBSE3-023
	The first/ leftmost bit of the bit string contains the most significant bit of the RAB identity.		
- CN domain identity	PS domain		RBSE3-024
- NAS Synchronization Indicator	Not Present		RBSE3-025
- Re-establishment timer	UseT315		RBSE3-026
- RB information to setup			RBSE3-027
- RB identity	25		RBSE3-028
- PDCP info	Not Present		RBSE3-029
- CHOICE RLC info type	RLC info		RBSE3-030
- CHOICE Uplink RLC mode	Not Present		RBSE3-031
- CHOICE Downlink RLC mode	UM RLC		RBSE3-032
- DL UM RLC LI size	7	Rel-5	RBSE3-033
- One sided RLC re-establishment	FALSE	Rel-5	RBSE3-034
- RB mapping info			RBSE3-035
- Information for each multiplexing option	1 RBMuxOptions		RBSE3-036
- RLC logical channel mapping indicator	Not Present		RBSE3-037
- Downlink RLC logical channel info			RBSE3-038
- Number of downlink RLC logical channels	1		RBSE3-039
- Downlink transport channel type	HS-DSCH		RBSE3-040
- DL DCH Transport channel identity	Not Present		RBSE3-041
- DL DSCH Transport channel identity	Not Present		RBSE3-042
- DL HS-DSCH MAC-d flow identity	0		RBSE3-043
- Logical channel identity	Not Present		RBSE3-044
RB information to reconfigure list	Not Present	Rel-6	RBSE3-045
RB information to be affected list	Not Present		RBSE3-046
Downlink counter synchronization info	Not Present		RBSE3-047
PDCP ROHC target mode	Not Present	Rel-5	RBSE3-048
UL Transport channel information for all transport channels	Not Present		RBSE3-049
Deleted UL TrCH information list	Not Present		RBSE3-050
Added or Reconfigured TrCH information list			RBSE3-051
- Uplink transport channel type	E-DCH		RBSE3-052
- CHOICE UL parameters	E-DCH		RBSE3-053
- CHOICE mode	TDD		RBSE3-054
- HARQ info for E-DCH			RBSE3-055
- CHOICE UL parameters	E-DCH		RBSE3-056
- HARQ RV Configuration	rvtable		RBSE3-057
- Added or reconfigured E-DCH MAC-d flow			RBSE3-058
- E-DCH MAC-d flow identity	2		RBSE3-059
- E-DCH MAC-d flow power offset	0		RBSE3-060
- E-DCH MAC-d flow maximum number of retransmissions	7		RBSE3-061
- E-DCH MAC-d flow multiplexing list	Not Present		RBSE3-062
- CHOICE transmission grant type	Scheduled grant info		RBSE3-063
CHOICE mode	Not Present	R99 and Rel-4 only	RBSE3-064
DL Transport channel information common for all transport channel	Not Present		RBSE3-065
Deleted DL TrCH information	Not Present		RBSE3-066
Added or Reconfigured DL TrCH information list	1 TrCHs added		RBSE3-067
- Added or Reconfigured DL TrCH information			RBSE3-068
- Downlink transport channel type	HS-DSCH	Rel-5	RBSE3-069
- DL Transport channel identity	Not Present		RBSE3-070
- CHOICE DL parameters	HS-DSCH	Rel-5	RBSE3-071
- HARQ Info		Rel-5	RBSE3-072
- Number of Processes	Reference to TS34.122 Annex C Fixed Reference Channels	Rel-5	RBSE3-073
- CHOICE <i>Memory Partitioning</i>	Explicit	Rel-5	RBSE3-074
- Memory size	Reference to TS34.122 Annex C Fixed Reference Channels	Rel-5	RBSE3-075
- Process Memory Size	Reference to TS34.122 Annex C Fixed Reference Channels	Rel-5	RBSE3-076

Information Element	Value/remark	Version	Index
- Added or reconfigured MAC-d flow		Rel-5	RBSE3-077
- MAC-hs queue to add or reconfigure list	(one queue)	Rel-5	RBSE3-078
- MAC-hs queue Id	0	Rel-5	RBSE3-079
- MAC-d Flow Identity	0	Rel-5	RBSE3-080
- T1	50	Rel-5	RBSE3-081
- MAC-hs window size	16	Rel-5	RBSE3-082
- MAC-d PDU size Info		Rel-5	RBSE3-083
- MAC-d PDU size	Reference to TS34.122 [2] Annex C Fixed Reference Channels	Rel-5	RBSE3-084
- MAC-d PDU size index	0	Rel-5	RBSE3-085
- MAC-hs queue to delete list	Not present	Rel-5	RBSE3-086
- DCH quality target	Not present		RBSE3-087
Frequency info	Not Present		RBSE3-088
Maximum allowed UL TX power	30dBm		RBSE3-089
CHOICE channel requirement	Uplink DPCH info		RBSE3-090
Uplink DPCH info		Rel-6	RBSE3-091
- Uplink DPCH power control info			RBSE3-092
- CHOICE mode	TDD		RBSE3-093
- UL target SIR	Not present		RBSE3-094
- CHOICE UL OL PC info	Broadcast UL OL PC info		RBSE3-095
- CHOICE mode	TDD		RBSE3-096
- Uplink Timing Advance Control			RBSE3-097
- CHOICE Timing Advance	Enabled		RBSE3-098
- CHOICE TDD option	3.84 Mcps TDD		RBSE3-099
- UL Timing Advance	Determined by observed timing deviation of the RACH at the node B		RBSE3-100
- UL CCTrCH List	1 CCTrCh		RBSE3-101
- TFCS Id	1		RBSE3-102
- UL target SIR	+20dB		RBSE3-103
- Activation time	Not present		RBSE3-104
- Duration	Not present		RBSE3-105
- Common timeslot info			RBSE3-106
- 2 nd interleaving mode	Reference to TS 34.122 clause C.2.1 Parameter Set		RBSE3-107
- TFCl coding	Reference to TS 34.122 clause C.2.1 Parameter Set		RBSE3-108
- Puncturing Limit	Reference to TS 34.122 clause C.2.1 Parameter Set		RBSE3-109
- Repetition Period	1		RBSE3-110
- Repetition Length	1		RBSE3-111
- Uplink DPCH timeslots and codes			RBSE3-112
- Dynamic SF usage	TRUE		RBSE3-113
- Timeslot number	The number of an uplink timeslot that has unassigned codes.		RBSE3-114
- TFCl existence	TRUE		RBSE3-115
- Midamble shift and burst type			RBSE3-116
- CHOICE TDD option	3.84 Mcps		RBSE3-117
- CHOICE Burst Type	Reference to TS 34.122 clause C.2.1 Parameter Set		RBSE3-118
- Midamble Allocation Mode	Default		RBSE3-119
- Midamble configuration	Choose lowest possible Kcell value given burst type		RBSE3-120
- CHOICE TDD option	3.84 Mcps TDD		RBSE3-121
- First timeslot Code List	Repeated (1,2) for each channelisation code assigned in the slot to meet the needs of TS 34.122 clause C.2.1 Parameter Set.		RBSE3-122
- Channelisation code	(i/SF) where i denotes an unassigned code matching the SF specified in TS 34.122 clause C.2.1 Parameter Set.		RBSE3-123
- CHOICE more timeslots	The presence of this IE depends upon the number of resources specified in TS 34.122 clause C.2.1 Parameter Set and the number of slots in which they are being assigned.		RBSE3-124
- UL CCTrCH List to Remove	Not present		RBSE3-125
E-DCH Info		Rel-6	RBSE3-126
- MAC-es/e reset indicator	TRUE		RBSE3-127
- CHOICE mode	TDD		RBSE3-128

Information Element	Value/remark	Version	Index
- CHOICE TDD mode	3.84 TDD		RBSE3-129
- E-RUCCH info			RBSE3-130
- E-RUCCH constant value	0dB		RBSE3-131
- E-RUCCH persistence scaling	0.9		RBSE3-132
- T-RUCCH	100ms		RBSE3-133
- E-RUCCH timeslot number	Not Present		RBSE3-134
- E-RUCCH midamble	Not Present		RBSE3-135
- T-adv	Not Present		RBSE3-136
- T-SCHED	Not Present		RBSE3-137
- CHOICE TDD option	3.84Mcps TDD		RBSE3-138
- CHOICE SF	Not present		RBSE3-139
- E-PUCH info			RBSE3-140
- E-TFCS information			RBSE3-141
- Reference Beta Information QPSK list	Reference to TS34.122 Annex C Fixed Reference Channels		RBSE3-142
- Reference Code Rate	Reference to TS34.122 Annex C Fixed Reference Channels		RBSE3-143
- Reference beta	Reference to TS34.122 Annex C Fixed Reference Channels		RBSE3-144
- Reference Beta Information 16QAM list	Reference to TS34.122 Annex C Fixed Reference Channels		RBSE3-145
- Reference Code Rate	Reference to TS34.122 Annex C Fixed Reference Channels		RBSE3-146
- Reference beta	Reference to TS34.122 Annex C Fixed Reference Channels		RBSE3-147
- CHOICE TDD mode	3.84Mcps TDD		RBSE3-148
- N _{E-UCCH}	Not Present		RBSE3-149
- E-PUCH constant value	0dB		RBSE3-150
- E-PUCH TS configuration list	Reference to TS34.122 Annex C Fixed Reference Channels		RBSE3-151
- TS number	Reference to TS34.122 Annex C Fixed Reference Channels		RBSE3-152
- CHOICE <i>Burst Type</i>	Reference to TS34.122 Annex C Fixed Reference Channels		RBSE3-153
- Midamble configuration	Reference to TS34.122 Annex C Fixed Reference Channels		RBSE3-154
- E-PUCH code hopping	TRUE		RBSE3-155
- E-PUCH TPC step size	1dB		RBSE3-156
- Minimum allowed code rate	Reference to TS34.122 Annex C Fixed Reference Channels		RBSE3-157
- Maximum allowed code rate	Reference to TS34.122 Annex C Fixed Reference Channels		RBSE3-158
Downlink HS-PDSCH Information		Rel-5	RBSE3-159
- HS-SCCH Info		Rel-5	RBSE3-160
- CHOICE mode	TDD	Rel-5	RBSE3-161
- CHOICE TDD option	3.84 Mcps TDD	Rel-5	RBSE3-162
- Ack-Nack Power Offset	0dB	Rel-5	RBSE3-163
- HS-SICH Power Control Info		Rel-5	RBSE3-164
- UL SIR target	0dB	Rel-5	RBSE3-165
- HS-SICH Constant Value	-10dB	Rel-5	RBSE3-166
- D _{hs-sync}	Not present	Rel-6	RBSE3-167
- HS-SCCH Set Configuration	4	Rel-5	RBSE3-168
- Timeslot number	The timeslot in which HS-SCCH is to be configured	Rel-5	RBSE3-169
- Channelisation code	CC16/x where x is a previously unassigned channelisation code in this TS	Rel-5	RBSE3-170
- Midamble Allocation mode	Default	Rel-5	RBSE3-171
- Midamble configuration	8	Rel-5	RBSE3-172
- BLER target	-2.4 (note that this equates to a BLER target of 0.4%, $\log_{10}(0.004) = -2.4$)	Rel-5	RBSE3-173
- HS-SICH configuration			RBSE3-174
- Timeslot number	The timeslot in which HS-SICH has been configured	Rel-5	RBSE3-175
- Channelisation code	CC16/x where x is a previously unassigned channelisation code in this TS	Rel-5	RBSE3-176
- Midamble Allocation mode	Default	Rel-5	RBSE3-177
- Midamble configuration	8	Rel-5	RBSE3-178

Information Element	Value/remark	Version	Index
- Measurement Feedback Info		Rel-5	RBSE3-179
- CHOICE mode	TDD	Rel-5	RBSE3-180
- CHOICE TDD option	3.84 Mcps TDD	Rel-5	RBSE3-181
- HS-PDSCH Timeslot Configuration		Rel-5	RBSE3-182
- HS-PDSCH Timeslot Configuration List	Reference to TS 34.122 clause C.4.1 Parameter Set	Rel-5	RBSE3-183
- Timeslot Number	The timeslot(s) in which HS-HS-DSCH is to configured	Rel-5	RBSE3-184
- CHOICE Burst Type	Reference to TS 34.122 clause C.4.1 Parameter Set	Rel-5	RBSE3-185
- Midamble Allocation Mode	Default	Rel-5	RBSE3-186
- Midamble configuration burst type 1 and 3	8	Rel-5	RBSE3-187
Downlink information common for all radio links	Not Present		RBSE3-188
Downlink information per radio link list	1		RBSE3-189
- Downlink information for each radio link			RBSE3-190
- Choice mode	TDD		RBSE3-191
- Primary CCPCH info			RBSE3-192
- Choice mode	TDD		RBSE3-193
- CHOICE TDD option	3.84 Mcps TDD		RBSE3-194
- CHOICE SyncCase	Sync Case 1		RBSE3-195
- Timeslot	Set to Timeslot containing PCCPCH		RBSE3-196
- Cell parameters ID	10		RBSE3-197
- SCTD indicator	FALSE		RBSE3-198
- CHOICE DPCH info	Downlink DPCH info for each RL		RBSE3-199

Contents of RADIO BEARER SETUP message: AM or UM (E-DCH and HSDPA) (7.68Mcps TDD)

Information Element	Value/remark	Version	Index
Message Type			RBSE7-001
RRC transaction identifier	Arbitrarily selects an integer between 0 and 3		RBSE7-002
Integrity check info			RBSE7-003
- message authentication code	SS calculates the value of MAC-I for this message and writes to this IE. The first/ leftmost bit of the bit string contains the most significant bit of the MAC-I.		RBSE7-004
- RRC message sequence number	SS provides the value of this IE, from its internal counter.		RBSE7-005
Integrity protection mode info	Not Present		RBSE7-006
Ciphering mode info	Not Present		RBSE7-007
Activation time	Not Present		RBSE7-008
New U-RNTI	Not Present		RBSE7-009
New C-RNTI	Not Present		RBSE7-010
New H-RNTI	'1010 1010 1010 1010'	Rel-5	RBSE7-011
New Primary E-RNTI	'1010 1010 1010 1010'	Rel-6	RBSE7-012
New Secondary E-RNTI	Not Present	Rel-6	RBSE7-013
RRC State indicator	CELL_DCH		RBSE7-014
UTRAN DRX cycle length coefficient	Not Present		RBSE7-015
CN information info	Not Present		RBSE7-016
URA identity	Not Present		RBSE7-017
CHOICE specification mode	Complete specification	Rel-6	RBSE7-018
Signalling RB information to setup	Not Present		RBSE7-019
RAB information for setup list			RBSE7-020
- RAB information for setup			RBSE7-021
- RAB info	(high-speed UM DTCH for PS domain)		RBSE7-022
- RAB identity	0000 0110B		RBSE7-023
	The first/ leftmost bit of the bit string contains the most significant bit of the RAB identity.		
- CN domain identity	PS domain		RBSE7-024
- NAS Synchronization Indicator	Not Present		RBSE7-025
- Re-establishment timer	UseT315		RBSE7-026
- RB information to setup			RBSE7-027
- RB identity	25		RBSE7-028
- PDCP info	Not Present		RBSE7-029
- CHOICE RLC info type	RLC info		RBSE7-030
- CHOICE Uplink RLC mode	Not Present		RBSE7-031
- CHOICE Downlink RLC mode	UM RLC		RBSE7-032

Information Element	Value/remark	Version	Index
- DL UM RLC LI size	7	Rel-5	RBSE7-033
- One sided RLC re-establishment	FALSE	Rel-5	RBSE7-034
- RB mapping info			RBSE7-035
- Information for each multiplexing option	1 RBMuxOptions		RBSE7-036
- RLC logical channel mapping indicator	Not Present		RBSE7-037
- Downlink RLC logical channel info			RBSE7-038
- Number of downlink RLC logical channels	1		RBSE7-039
- Downlink transport channel type	HS-DSCH		RBSE7-040
- DL DCH Transport channel identity	Not Present		RBSE7-041
- DL DSCH Transport channel identity	Not Present		RBSE7-042
- DL HS-DSCH MAC-d flow identity	0		RBSE7-043
- Logical channel identity	Not Present		RBSE7-044
RB information to reconfigure list	Not Present	Rel-6	RBSE7-045
RB information to be affected list	Not Present		RBSE7-046
Downlink counter synchronization info	Not Present		RBSE7-047
PDCP ROHC target mode	Not Present	Rel-5	RBSE7-048
UL Transport channel information for all transport channels	Not Present		RBSE7-049
Deleted UL TrCH information list	Not Present		RBSE7-050
Added or Reconfigured TrCH information list			RBSE7-051
- Uplink transport channel type	E-DCH		RBSE7-052
- CHOICE UL parameters	E-DCH		RBSE7-053
- CHOICE mode	TDD		RBSE7-054
- HARQ info for E-DCH			RBSE7-055
- CHOICE UL parameters	E-DCH		RBSE7-056
- HARQ RV Configuration	rvtable		RBSE7-057
- Added or reconfigured E-DCH MAC-d flow			RBSE7-058
- E-DCH MAC-d flow identity	2		RBSE7-059
- E-DCH MAC-d flow power offset	0		RBSE7-060
- E-DCH MAC-d flow maximum number of retransmissions	7		RBSE7-061
- E-DCH MAC-d flow multiplexing list	Not Present		RBSE7-062
- CHOICE transmission grant type	Scheduled grant info		RBSE7-063
CHOICE mode	Not Present	R99 and Rel-4 only	RBSE7-064
DL Transport channel information common for all transport channel	Not Present		RBSE7-065
Deleted DL TrCH information	Not Present		RBSE7-066
Added or Reconfigured DL TrCH information list	1 TrCHs added		RBSE7-067
- Added or Reconfigured DL TrCH information			RBSE7-068
- Downlink transport channel type	HS-DSCH	Rel-5	RBSE7-069
- DL Transport channel identity	Not Present		RBSE7-070
- CHOICE DL parameters	HS-DSCH	Rel-5	RBSE7-071
- HARQ Info		Rel-5	RBSE7-072
- Number of Processes	Reference to TS34.122 Annex C Fixed Reference Channels	Rel-5	RBSE7-073
- CHOICE <i>Memory Partitioning</i>	Explicit	Rel-5	RBSE7-074
- Memory size	Reference to TS34.122 Annex C Fixed Reference Channels	Rel-5	RBSE7-075
- Process Memory Size	Reference to TS34.122 Annex C Fixed Reference Channels	Rel-5	RBSE7-076
- Added or reconfigured MAC-d flow		Rel-5	RBSE7-077
- MAC-hs queue to add or reconfigure list	(one queue)	Rel-5	RBSE7-078
- MAC-hs queue Id	0	Rel-5	RBSE7-079
- MAC-d Flow Identity	0	Rel-5	RBSE7-080
- T1	50	Rel-5	RBSE7-081
- MAC-hs window size	16	Rel-5	RBSE7-082
- MAC-d PDU size Info		Rel-5	RBSE7-083
- MAC-d PDU size	Reference to TS34.122 Annex C Fixed Reference Channels	Rel-5	RBSE7-084
- MAC-d PDU size index	0	Rel-5	RBSE7-085
- MAC-hs queue to delete list	Not present	Rel-5	RBSE7-086
- DCH quality target	Not present		RBSE7-087
Frequency info	Not Present		RBSE7-088
Maximum allowed UL TX power	30dBm		RBSE7-089
CHOICE channel requirement	Uplink DPCH info		RBSE7-090

Information Element	Value/remark	Version	Index
Uplink DPCH info		Rel-6	RBSE7-091
- Uplink DPCH power control info			RBSE7-092
- CHOICE mode	TDD		RBSE7-093
- UL target SIR	Not present		RBSE7-094
- CHOICE UL OL PC info	Broadcast UL OL PC info		RBSE7-095
- CHOICE mode	TDD		RBSE7-096
- Uplink Timing Advance Control			RBSE7-097
- CHOICE Timing Advance	Enabled		RBSE7-098
- CHOICE TDD option	7.68 Mcps TDD		RBSE7-099
- UL Timing Advance	Determined by observed timing deviation of the RACH at the node B		RBSE7-100
- UL CCTrCh List	1 CCTrCh		RBSE7-101
- TFCS Id	1		RBSE7-102
- UL target SIR	+20dB		RBSE7-103
- Activation time	Not present		RBSE7-104
- Duration	Not present		RBSE7-105
- Common timeslot info			RBSE7-106
- 2 nd interleaving mode	Reference to TS34.122 Annex C Fixed Reference Channels		RBSE7-107
- TFCI coding	Reference to TS34.122 Annex C Fixed Reference Channels		RBSE7-108
- Puncturing Limit	Reference to TS34.122 Annex C Fixed Reference Channels		RBSE7-109
- Repetition Period	1		RBSE7-110
- Repetition Length	1		RBSE7-111
- Uplink DPCH timeslots and codes			RBSE7-112
- Dynamic SF usage	TRUE		RBSE7-113
- Timeslot number	The number of an uplink timeslot that has unassigned codes.		RBSE7-114
- TFCI existence	TRUE		RBSE7-115
- Midamble shift and burst type			RBSE7-116
- CHOICE TDD option	7.68 Mcps		RBSE7-117
- CHOICE Burst Type	Reference to TS34.122 Annex C Fixed Reference Channels		RBSE7-118
- Midamble Allocation Mode	Default		RBSE7-119
- Midamble configuration	Choose lowest possible Kcell value given burst type		RBSE7-120
- CHOICE TDD option	7.68 Mcps TDD		RBSE7-121
- First timeslot Code List	Repeated (1,2) for each channelisation code assigned in the slot to meet the needs of TS 34.122 clause C Parameter Set.		RBSE7-122
- Channelisation code	(i/SF) where i denotes an unassigned code matching the SF specified in TS 34.122 clause C Parameter Set.		RBSE7-123
- CHOICE more timeslots	The presence of this IE depends upon the number of resources specified in TS 34.122 clause C Parameter Set and the number of slots in which they are being assigned.		RBSE7-124
- UL CCTrCH List to Remove	Not present		RBSE7-125
E-DCH Info		Rel-6	RBSE7-126
- MAC-es/e reset indicator	TRUE		RBSE7-127
- CHOICE mode	TDD		RBSE7-128
- CHOICE TDD mode	7.68 TDD		RBSE7-129
- E-RUCCH info			RBSE7-130
- E-RUCCH constant value	0dB		RBSE7-131
- E-RUCCH persistence scaling	0.9		RBSE7-132
- T-RUCCH	100ms		RBSE7-133
- E-RUCCH timeslot number	Not Present		RBSE7-134
- E-RUCCH midamble	Not Present		RBSE7-135
- T-adv	Not Present		RBSE7-136
- T-SCHED	Not Present		RBSE7-137
- CHOICE TDD option	7.68Mcps TDD		RBSE7-138
- CHOICE SF	Not present		RBSE7-139
- E-PUCH info			RBSE7-140
- E-TFCS information			RBSE7-141
- Reference Beta Information QPSK list	Reference to TS34.122 Annex C Fixed Reference Channels		RBSE7-142

Information Element	Value/remark	Version	Index
- Reference Code Rate	Reference to TS34.122 Annex C Fixed Reference Channels		RBSE7-143
- Reference beta	Reference to TS34.122 Annex C Fixed Reference Channels		RBSE7-144
- Reference Beta Information 16QAM list	Reference to TS34.122 Annex C Fixed Reference Channels		RBSE7-145
- Reference Code Rate	Reference to TS34.122 Annex C Fixed Reference Channels		RBSE7-146
- Reference beta	Reference to TS34.122 Annex C Fixed Reference Channels		RBSE7-147
- CHOICE TDD mode	7.68Mcps TDD		RBSE7-148
- N_{E-UCCH}	Not Present		RBSE7-149
- E-PUCH constant value	0dB		RBSE7-150
- E-PUCH TS configuration list	Reference to TS34.122 Annex C Fixed Reference Channels		RBSE7-151
- TS number	Reference to TS34.122 Annex C Fixed Reference Channels		RBSE7-152
- CHOICE <i>Burst Type</i>	Reference to TS34.122 Annex C Fixed Reference Channels		RBSE7-153
- Midamble configuration	Reference to TS34.122 Annex C Fixed Reference Channels		RBSE7-154
- E-PUCH code hopping	TRUE		RBSE7-155
- E-PUCH TPC step size	1dB		RBSE7-156
- Minimum allowed code rate	Reference to TS34.122 Annex C Fixed Reference Channels		RBSE7-157
- Maximum allowed code rate	Reference to TS34.122 Annex C Fixed Reference Channels		RBSE7-158
Downlink HS-PDSCH Information		Rel-5	RBSE7-159
- HS-SCCH Info		Rel-5	RBSE7-160
- CHOICE mode	TDD	Rel-5	RBSE7-161
- CHOICE TDD option	7.68 Mcps TDD	Rel-5	RBSE7-162
- Ack-Nack Power Offset	0dB	Rel-5	RBSE7-163
- HS-SICH Power Control Info		Rel-5	RBSE7-164
- UL SIR target	0dB	Rel-5	RBSE7-165
- HS-SICH Constant Value	-10dB	Rel-5	RBSE7-166
- $D_{hs-sync}$	Not present	Rel-6	RBSE7-167
- HS-SCCH Set Configuration	4	Rel-5	RBSE7-168
- Timeslot number	The timeslot in which HS-SCCH is to be configured	Rel-5	RBSE7-169
- Channelisation code	CC32/x where x is a previously unassigned channelisation code in this TS	Rel-5	RBSE7-170
- Midamble Allocation mode	Default	Rel-5	RBSE7-171
- Midamble configuration	8	Rel-5	RBSE7-172
- BLER target	-2.4 (note that this equates to a BLER target of 0.4%, $\log_{10}(0.004) = -2.4$)	Rel-5	RBSE7-173
- HS-SICH configuration			RBSE7-174
- Timeslot number	The timeslot in which HS-SICH has been configured	Rel-5	RBSE7-175
- Channelisation code	CC32/x where x is a previously unassigned channelisation code in this TS	Rel-5	RBSE7-176
- Midamble Allocation mode	Default	Rel-5	RBSE7-177
- Midamble configuration	8	Rel-5	RBSE7-178
- Measurement Feedback Info		Rel-5	RBSE7-179
- CHOICE mode	TDD	Rel-5	RBSE7-180
- CHOICE TDD option	7.68 Mcps TDD	Rel-5	RBSE7-181
- HS-PDSCH Timeslot Configuration		Rel-5	RBSE7-182
- HS-PDSCH Timeslot Configuration List	Reference to TS 34.122 clause C.4.1 Parameter Set	Rel-5	RBSE7-183
- Timeslot Number	The timeslot(s) in which HS-HS-DSCH is to configured	Rel-5	RBSE7-184
- CHOICE Burst Type	Reference to TS 34.122 clause C.4.1 Parameter Set	Rel-5	RBSE7-185
- Midamble Allocation Mode	Default	Rel-5	RBSE7-186
- Midamble configuration burst type 1 and 3	8	Rel-5	RBSE7-187
Downlink information common for all radio links	Not Present		RBSE7-188
Downlink information per radio link list	1		RBSE7-189
- Downlink information for each radio link			RBSE7-190
- Choice mode	TDD		RBSE7-191

Information Element	Value/remark	Version	Index
- Primary CCPCH info	TDD		RBSE7-192
- Choice mode	7.68 Mcps TDD		RBSE7-193
- CHOICE TDD option	Sync Case 1		RBSE7-194
- CHOICE SyncCase	Set to Timeslot containing PCCPCH		RBSE7-195
- Timeslot	10		RBSE7-196
- Cell parameters ID	FALSE		RBSE7-197
- SCTD indicator	Downlink DPCH info for each RL		RBSE7-198
- CHOICE DPCH info			RBSE7-199

Contents of RRC CONNECTION RELEASE message: UM

Information Element	Value/remark	Version
Message Type		
U-RNTI	This IE is set to the following value when the message is transmitted on the DCCCH. When transmitted on CDCCH, this is absent. 0000 0000 0001B	R99, Rel-4
- SRNC identity	0000 0000 0000 0000 0001B	
- S-RNTI		
CHOICE identity type	This IE is set to the following value when the message is transmitted on the CCCH. When transmitted on DCCH, this is absent.	Rel-5
- U-RNTI	0000 0000 0001B	
- SRNC identity	0000 0000 0000 0000 0001B	
- S-RNTI	[FFS]	
- Group identity	[FFS]	
- Group release information		
RRC transaction identifier	Arbitrarily selects an integer between 0 and 3	
Integrity check info	This IE is present when this message is transmitted on downlink DCCH. Else, this IE and the sub-IEs are omitted.	
- Message authentication code	SS calculates the value of MAC-I for this message and writes to this IE. The first/ leftmost bit of the bit string contains the most significant bit of the MAC-I.	
- RRC Message sequence number	SS provides the value of this IE, from its internal counter.	
N308	2 (for CELL_DCH state). Not Present (for UE in other connected mode states).	
Release cause	Normal event	
Rplmn information	Not Present	

Contents of RRC CONNECTION SETUP message: UM (3.84 Mcps TDD)

Information Element	Value/remark	Version	Index
Message Type			RCS3-001
Initial UE identity	Select the same identity as in the IE "Initial UE Identity" in received RRC CONNECTION REQUEST" message		RCS3-002
RRC transaction identifier	Arbitrarily selects an integer between 0 and 3		RCS3-003
Activation time	Not Present(Now)		RCS3-004
New U-RNTI			RCS3-005
- SRNC identity	0000 0000 0001B		RCS3-006
- S-RNTI	0000 0000 0000 0000 0001B		RCS3-007
New C-RNTI	Not Present		RCS3-008
RRC State Indicator	CELL_DCH		RCS3-009
UTRAN DRX cycle length coefficient	9		RCS3-010
Capability update requirement			RCS3-011
- UE radio access FDD capability update requirement	FALSE		RCS3-012
- UE radio access TDD capability update requirement	TRUE		RCS3-013
- System specific capability update requirement list	GSM		RCS3-014
CHOICE <i>specification mode</i>	Complete specification	Rel-5	RCS3-015
- Complete specification		Rel-5	RCS3-016
- Signalling RB information to setup list	4 SRBs		RCS3-017

Information Element	Value/remark	Version	Index
- Signalling RB information to setup	(UM DCCH for RRC)		RCS3-018
- RB identity	Not Present		RCS3-019
- CHOICE RLC info type	RLC info		RCS3-020
- CHOICE Uplink RLC mode	UM RLC		RCS3-021
- Transmission RLC discard	Not Present		RCS3-022
- CHOICE Downlink RLC mode	UM RLC		RCS3-023
- RB mapping info			RCS3-024
- Information for each multiplexing option	2 RBMuxOptions		RCS3-025
- RLC logical channel mapping indicator	Not Present		RCS3-026
- Number of RLC logical channels	1		RCS3-027
- Uplink transport channel type	DCH		RCS3-028
- UL Transport channel identity	5		RCS3-029
- Logical channel identity	1		RCS3-030
- CHOICE RLC size list	Configured		RCS3-031
- MAC logical channel priority	1		RCS3-032
- Downlink RLC logical channel info			RCS3-033
- Number of RLC logical channels	1		RCS3-034
- Downlink transport channel type	DCH		RCS3-035
- DL DCH Transport channel identity	10		RCS3-036
- DL DSCH Transport channel identity	Not Present		RCS3-037
- Logical channel identity	1		RCS3-038
- RLC logical channel mapping indicator	Not Present		RCS3-039
- Number of RLC logical channels	1		RCS3-040
- Uplink transport channel type	RACH		RCS3-041
- UL Transport channel identity	Not Present		RCS3-042
- Logical channel identity	1		RCS3-043
- CHOICE RLC size list	Configured		RCS3-044
- RLC size index	Reference to clause 6 Parameter Set		RCS3-045
- MAC logical channel priority	1		RCS3-046
- Downlink RLC logical channel info			RCS3-047
- Number of RLC logical channels	1		RCS3-048
- Downlink transport channel type	FACH		RCS3-049
- DL DCH Transport channel identity	Not Present		RCS3-050
- DL DSCH Transport channel identity	Not Present		RCS3-051
- Logical channel identity	1		RCS3-052
- Signalling RB information to setup	(AM DCCH for RRC)		RCS3-053
- RB identity	Not Present		RCS3-054
- CHOICE RLC info type			RCS3-055
- RLC info			RCS3-056
- CHOICE Uplink RLC mode	AM RLC		RCS3-057
- Transmission RLC discard			RCS3-058
- SDU discard mode	No Discard		RCS3-059
- MAX_DAT	415		RCS3-060
- Transmission window size	128		RCS3-061
- Timer_RST	500		RCS3-062
- Max_RST	4		RCS3-063
- Polling info			RCS3-064
- Timer_poll_prohibit	200		RCS3-065
- Timer_poll	200		RCS3-066
- Poll_PDU	Not Present		RCS3-067
- Poll_SDU	1		RCS3-068
- Last transmission PDU poll	TRUE		RCS3-069
- Last retransmission PDU poll	TRUE		RCS3-070
- Poll_Windows	99		RCS3-071
- Timer_poll_periodic	Not Present		RCS3-072
- CHOICE Downlink RLC mode	AM RLC		RCS3-073
- In-sequence delivery	TRUE		RCS3-074
- Receiving window size	128		RCS3-075
- Downlink RLC status info			RCS3-076
- Timer_status_prohibit	200		RCS3-077
- Timer_EPC	Not Present		RCS3-078
- Missing PDU indicator	TRUE		RCS3-079
- Timer_STATUS_periodic	Not Present		RCS3-080
- RB mapping info			RCS3-081
- Information for each multiplexing option	2 RBMuxOptions		RCS3-082
- RLC logical channel mapping indicator	Not Present		RCS3-083
- Number of RLC logical channels	1		RCS3-084

Information Element	Value/remark	Version	Index
- Uplink transport channel type	DCH		RCS3-085
- UL Transport channel identity	5		RCS3-086
- Logical channel identity	2		RCS3-087
- CHOICE RLC size list	Configured		RCS3-088
- MAC logical channel priority	2		RCS3-089
- Downlink RLC logical channel info			RCS3-090
- Number of RLC logical channels	1		RCS3-091
- Downlink transport channel type	DCH		RCS3-092
- DL DCH Transport channel identity	10		RCS3-093
- DL DSCH Transport channel identity	Not Present		RCS3-094
- Logical channel identity	2		RCS3-095
- RLC logical channel mapping indicator	Not Present		RCS3-096
- Number of RLC logical channels	1		RCS3-097
- Uplink transport channel type	RACH		RCS3-098
- UL Transport channel identity	Not Present		RCS3-099
- Logical channel identity	2		RCS3-100
- CHOICE RLC size list	Explicit List		RCS3-101
- RLC size index	Reference to clause 6 Parameter Set		RCS3-102
- MAC logical channel priority	2		RCS3-103
- Downlink RLC logical channel info			RCS3-104
- Number of RLC logical channels	1		RCS3-105
- Downlink transport channel type	FACH		RCS3-106
- DL DCH Transport channel identity	Not Present		RCS3-107
- DL DSCH Transport channel identity	Not Present		RCS3-108
- Logical channel identity	2		RCS3-109
- Signalling RB information to setup	(AM DCCH for NAS_DT High priority)		RCS3-110
- RB identity	Not Present		RCS3-111
- CHOICE RLC info type			RCS3-112
- RLC info			RCS3-113
- CHOICE Uplink RLC mode	AM RLC		RCS3-114
- Transmission RLC discard			RCS3-115
- SDU discard mode	No Discard		RCS3-116
- MAX_DAT	415		RCS3-117
- Transmission window size	128		RCS3-118
- Timer_RST	500		RCS3-119
- Max_RST	4		RCS3-120
- Polling info			RCS3-121
- Timer_poll_prohibit	200		RCS3-122
- Timer_poll	200		RCS3-123
- Poll_PDU	Not Present		RCS3-124
- Poll_SDU	1		RCS3-125
- Last transmission PDU poll	TRUE		RCS3-126
- Last retransmission PDU poll	TRUE		RCS3-127
- Poll_Windows	99		RCS3-128
- Timer_poll_periodic	Not Present		RCS3-129
- CHOICE Downlink RLC mode	AM RLC		RCS3-130
- In-sequence delivery	TRUE		RCS3-131
- Receiving window size	128		RCS3-132
- Downlink RLC status info			RCS3-133
- Timer_status_prohibit	200		RCS3-134
- Timer_EPC	Not Present		RCS3-135
- Missing PDU indicator	TRUE		RCS3-136
- Timer_STATUS_periodic	Not Present		RCS3-137
- RB mapping info			RCS3-138
- Information for each multiplexing option	2 RBMuxOptions		RCS3-139
- RLC logical channel mapping indicator	Not Present		RCS3-140
- Number of RLC logical channels	1		RCS3-141
- Uplink transport channel type	DCH		RCS3-142
- UL Transport channel identity	5		RCS3-143
- Logical channel identity	3		RCS3-144
- CHOICE RLC size list	Configured		RCS3-145
- MAC logical channel priority	3		RCS3-146
- Downlink RLC logical channel info			RCS3-147
- Number of RLC logical channels	1		RCS3-148
- Downlink transport channel type	DCH		RCS3-149
- DL DCH Transport channel identity	10		RCS3-150
- DL DSCH Transport channel identity	Not Present		RCS3-151

Information Element	Value/remark	Version	Index
- Logical channel identity	3		RCS3-152
- RLC logical channel mapping indicator	Not Present		RCS3-153
- Number of RLC logical channels	1		RCS3-154
- Uplink transport channel type	RACH		RCS3-155
- UL Transport channel identity	Not Present		RCS3-156
- Logical channel identity	3		RCS3-157
- CHOICE RLC size list	Explicit List		RCS3-158
- RLC size index	Reference to clause 6 Parameter Set		RCS3-159
- MAC logical channel priority	3		RCS3-160
- Downlink RLC logical channel info			RCS3-161
- Number of RLC logical channels	1		RCS3-162
- Downlink transport channel type	FACH		RCS3-163
- DL DCH Transport channel identity	Not Present		RCS3-164
- DL DSCH Transport channel identity	Not Present		RCS3-165
- Logical channel identity	3		RCS3-166
- Signalling RB information to setup	(AM DCCH for NAS_DT Low priority)		RCS3-167
- RB identity	Not Present		RCS3-168
- CHOICE RLC info type			RCS3-169
- RLC info			RCS3-170
- CHOICE Uplink RLC mode	AM RLC		RCS3-171
- Transmission RLC discard			RCS3-172
- SDU discard mode	No Discard		RCS3-173
- MAX_DAT	15		RCS3-174
- Transmission window size	128		RCS3-175
- Timer_RST	500		RCS3-176
- Max_RST	4		RCS3-177
- Polling info			RCS3-178
- Timer_poll_prohibit	200		RCS3-179
- Timer_poll	200		RCS3-180
- Poll_PDU	Not Present		RCS3-181
- Poll_SDU	1		RCS3-182
- Last transmission PDU poll	TRUE		RCS3-183
- Last retransmission PDU poll	TRUE		RCS3-184
- Poll_Windows	99		RCS3-185
- Timer_poll_periodic	Not Present		RCS3-186
- CHOICE Downlink RLC mode	AM RLC		RCS3-187
- In-sequence delivery	TRUE		RCS3-188
- Receiving window size	128		RCS3-189
- Downlink RLC status info			RCS3-190
- Timer_status_prohibit	200		RCS3-191
- Timer_EPC	Not Present		RCS3-192
- Missing PDU indicator	TRUE		RCS3-193
- Timer_STATUS_periodic	Not Present		RCS3-194
- RB mapping info			RCS3-195
- Information for each multiplexing option	2 RBMuxOptions		RCS3-196
- RLC logical channel mapping indicator	Not Present		RCS3-197
- Number of RLC logical channels	1		RCS3-198
- Uplink transport channel type	DCH		RCS3-199
- UL Transport channel identity	5		RCS3-200
- Logical channel identity	4		RCS3-201
- CHOICE RLC size list	Configured		RCS3-202
- MAC logical channel priority	4		RCS3-203
- Downlink RLC logical channel info			RCS3-204
- Number of RLC logical channels	1		RCS3-205
- Downlink transport channel type	DCH		RCS3-206
- DL DCH Transport channel identity	10		RCS3-207
- DL DSCH Transport channel identity	Not Present		RCS3-208
- Logical channel identity	4		RCS3-209
- RLC logical channel mapping indicator	Not Present		RCS3-210
- Number of RLC logical channels	1		RCS3-211
- Uplink transport channel type	RACH		RCS3-212
- UL Transport channel identity	Not Present		RCS3-213
- Logical channel identity	4		RCS3-214
- CHOICE RLC size list	Explicit List		RCS3-215
- RLC size index	Reference to clause 6 Parameter Set		RCS3-216
- MAC logical channel priority	4		RCS3-217
- Downlink RLC logical channel info			RCS3-218

Information Element	Value/remark	Version	Index
- Number of RLC logical channels	1		RCS3-219
- Downlink transport channel type	FACH		RCS3-220
- DL DCH Transport channel identity	Not Present		RCS3-221
- DL DSCH Transport channel identity	Not Present		RCS3-222
- Logical channel identity	4		RCS3-223
UL Transport channel information for all transport channels			RCS3-224
- PRACH TFCS	Not Present		RCS3-225
- CHOICE Mode	TDD		RCS3-226
- Individual UL CCTrCH information			RCS3-227
- UL TFCS ID	(This IE is repeated for TFC number.)		RCS3-228
- UL TFCS			RCS3-229
- TFC subset	Default value is the complete existing set of transport format combinations		RCS3-230
- Allowed Transport Format combination	0 to MaxTFCvalue-1 (MaxTFCValue is refer to clause 6 Parameter Set.)		RCS3-231
- PRACH TFCS	(This IE is repeated for TFC number.)		RCS3-232
- CHOICE TFCI signalling	Normal		RCS3-233
- TFCI Field 1 information			RCS3-234
- TFCS complete reconfigure			RCS3-235
information			RCS3-236
- CHOICE TFCS Size	Number of used bits must be enough to cover all combinations of CTFC from clauses 6. Refer to clause 6 Parameter Set		RCS3-237
- CTFC information	Not Present		RCS3-238
- CHOICE mode	TDD		RCS3-239
- Individual UL CCTrCH information	Not Present		RCS3-240
Deleted TrCH information list	Not Present		RCS3-241
Added or Reconfigured UL TrCH information list	1		RCS3-242
- Added or Reconfigured UL TrCH information			RCS3-243
- Uplink transport channel type	DCH		RCS3-244
- UL Transport channel identity	5		RCS3-245
- TFS			RCS3-246
- CHOICE Transport channel type	Dedicated transport channels		RCS3-247
- Dynamic Transport Format Information			RCS3-248
- RLC size	According to clause 6		RCS3-249
- Number of TBs and TTI List	(This IE is repeated for TFI number)		RCS3-250
- CHOICE mode	TDD		RCS3-251
- Transmission Time Interval	According to clause 6		RCS3-252
- CHOICE Logical channel list	All		RCS3-253
- Semi-static Transport Format information			RCS3-254
DL Transport channel information common for all transport channel			RCS3-255
- SCCPCH TFCS	Not Present		RCS3-256
- CHOICE mode	TDD		RCS3-257
- CHOICE DL parameters	Same as UL		RCS3-258
Added or Reconfigured DL TrCH information list	1		RCS3-259
- Added or Reconfigured DL TrCH information			RCS3-260
- Downlink transport channel type	DCH		RCS3-261
- DL Transport channel identity	10		RCS3-262
- CHOICE DL parameters	Same as UL		RCS3-263
- Uplink transport channel type	DCH		RCS3-264
- UL TrCH Identity	5		RCS3-265
- DCH quality target			RCS3-266
- BLER Quality value	Reference to the present document		RCS3-267
Frequency info	Not Present		RCS3-268
Maximum allowed UL TX power	Not Present		RCS3-269
CHOICE channel requirement	Uplink DPCH info		RCS3-270
- Uplink DPCH power control info			RCS3-271
- CHOICE mode	TDD		RCS3-272
- CHOICE <i>TDD option</i>	3.84 Mcps		RCS3-273
- UL target SIR	Reference to clause 6 Parameter set		RCS3-274
- CHOICE mode	TDD		RCS3-275
- CHOICE <i>UL OL PC info</i>	Individually signalled		RCS3-276
- CHOICE <i>TDD option</i>	3.84 Mcps		RCS3-277
- Individual timeslot interference info	Not Present		RCS3-278
- Individual timeslot interference			RCS3-278

Information Element	Value/remark	Version	Index		
- DPCH Constant Value	Not Present (256+CFN-(CFN MOD 8 + 8))MOD 256 Infinite Reference to clause 6.10 Parameter Set Reference to clause 6.10 Parameter Set Reference to clause 6.10 Parameter Set Reference to clause 6.10 Parameter Set Reference to clause 6.10 Parameter Set		RCS3-279		
- Primary CCPCH Tx Power			RCS3-280		
- Time info			RCS3-281		
- Activation time			RCS3-282		
- Duration			RCS3-283		
- Common timeslot info			RCS3-284		
- 2 nd interleaving mode			RCS3-285		
- TFCI coding			RCS3-286		
- Puncturing Limit			RCS3-287		
- Repetition Period			RCS3-288		
- Repetition Length			RCS3-289		
- Uplink DPCH timeslots and codes			Default is to use the old timeslots and codes (no data) Initialize Not Present 0 (single) TDD 3.84 Mcps (no data) Arbitrary set to value 0..306688 by step of 512	R99 and Rel-4 only	RCS3-290
- CPCH SET Info					RCS3-291
Downlink information common for all radio links					RCS3-292
- Downlink DPCH info common for all RL	RCS3-293				
- Timing Indication	RCS3-294				
- CFN-targetSFN frame offset	RCS3-295				
- Downlink DPCH power control information	RCS3-296				
- DPC mode	RCS3-297				
- CHOICE mode	RCS3-298				
- CHOICE TDD option	RCS3-299				
- Default DPCH Offset Value	RCS3-300				
Downlink information for per radio links list	RCS3-301				
-Downlink information for each radio links	RCS3-302				
- CHOICE mode	RCS3-303				
- Primary CCPCH info	RCS3-304				
- CHOICE SyncCase	RCS3-305				
- Timeslot	RCS3-306				
- Cell parameters ID	RCS3-307				
- SCTD indicator	RCS3-308				
- Downlink DPCH info for each RL	RCS3-309				
- CHOICE mode	RCS3-310				
- DL CCTrCH List	RCS3-311				
- TFCS ID	RCS3-312				
- Time info	RCS3-313				
- Activation time	RCS3-314				
- Duration	RCS3-315				
- Common timeslot info	RCS3-316				
- 2 nd interleaving mode	RCS3-317				
- TFCI coding	RCS3-318				
- Puncturing limit	RCS3-319				
- Repetition period	RCS3-320				
- Repetition length	RCS3-321				
- Downlink DPCH timeslots and codes	RCS3-322				
- CHOICE more timeslots	RCS3-323				
- CHOICE TDD option	RCS3-324				
- Timeslot number	RCS3-325				
- Individual timeslot info	RCS3-326				
- TFCI existence	RCS3-327				
- Midamble shift and burst type	RCS3-328				
- CHOICE TDD option	RCS3-329				
-CHOICE Burst Type	RCS3-330				
-Type 1	RCS3-331				
-Midamble Allocation Mode	RCS3-332				
- Midamble configuration burst	RCS3-333				
type 1 and 3					
- First timeslot channelisation codes	(i/SF) where i is the lowest numbered code that is being assigned and SF is specified in clause 6 Parameter Set..		RCS3-334		
- First channelisation code		RCS3-335			
- Last channelisation code	(j/SF) where j is the highest numbered code that is being assigned in the slot.		RCS3-336		
- CHOICE more timeslots	The presence of this IE depends upon whether the requirements of clause 6 Parameter Set could be met by the codes that		RCS3-337		

Information Element	Value/remark	Version	Index
- UL CCTrCH TPC List - SCCPCH information for FACH	have been assigned in the first timeslot. Not Present Not Present	R99 and Rel-4 only	RCS3-338 RCS3-339

Contents of RRC CONNECTION SETUP message: UM (1.28 Mcps TDD)

Information Element	Value/remark	Version	Index
Message Type			RCS1-001
Initial UE identity	Select the same identity as in the IE "Initial UE Identity" in received RRC CONNECTION REQUEST" message		RCS1-002
RRC transaction identifier	Arbitrarily selects an integer between 0 and 3		RCS1-003
Activation time	Not Present(Now)		RCS1-004
New U-RNTI			RCS1-005
- SRNC identity	0000 0000 0001B		RCS1-006
- S-RNTI	0000 0000 0000 0000 0001B		RCS1-007
New C-RNTI	Not Present		RCS1-008
RRC State Indicator	CELL_DCH		RCS1-009
UTRAN DRX cycle length coefficient	9		RCS1-010
Capability update requirement			RCS1-011
- UE radio access FDD capability update requirement	FALSE		RCS1-012
- UE radio access 3.84 Mcps TDD capability update requirement	FALSE	Rel-4	RCS1-013
- UE radio access 7.68 Mcps TDD capability update requirement	FALSE	Rel-7	RCS1-014
- UE radio access 1.28 Mcps TDD capability update requirement	TRUE	Rel-4	RCS1-015
- System specific capability update requirement list	GSM		RCS1-016
CHOICE <i>specification mode</i>	Complete specification	Rel-5	RCS1-017
- Complete specification		Rel-5	RCS1-018
- Signalling RB information to setup list	4 SRBs		RCS1-019
- Signalling RB information to setup	(UM DCCH for RRC)		RCS1-020
- RB identity	Not Present		RCS1-021
- CHOICE RLC info type	RLC info		RCS1-022
- CHOICE Uplink RLC mode	UM RLC		RCS1-023
- Transmission RLC discard	Not Present		RCS1-024
- CHOICE Downlink RLC mode	UM RLC		RCS1-025
- DL UM RLC LI size	7 bit	Rel-6	RCS1-026
- One sided RLC re-establishment	FALSE	Rel-6	RCS1-027
- RB mapping info			RCS1-028
- Information for each multiplexing option	2 RBMuxOptions		RCS1-029
- RLC logical channel mapping indicator	Not Present		RCS1-030
- Number of RLC logical channels	1		RCS1-031
- Uplink transport channel type	DCH		RCS1-032
- UL Transport channel identity	5		RCS1-033
- Logical channel identity	1		RCS1-034
- CHOICE RLC size list	Configured		RCS1-035
- MAC logical channel priority	1		RCS1-036
- Downlink RLC logical channel info			RCS1-037
- Number of RLC logical channels	1		RCS1-038
- Downlink transport channel type	DCH		RCS1-039
- DL DCH Transport channel identity	10		RCS1-040
- DL DSCH Transport channel identity	Not Present		RCS1-041
- Logical channel identity	1		RCS1-042
- RLC logical channel mapping indicator	Not Present		RCS1-043
- Number of RLC logical channels	1		RCS1-044
- Uplink transport channel type	RACH		RCS1-045
- UL Transport channel identity	Not Present		RCS1-046
- Logical channel identity	1		RCS1-047
- CHOICE RLC size list	Explicit List		RCS1-048
- RLC size index	Reference to clause 6 Parameter Set		RCS1-049
- MAC logical channel priority	1		RCS1-050
- Downlink RLC logical channel info			RCS1-051

Information Element	Value/remark	Version	Index
- Number of RLC logical channels	1		RCS1-052
- Downlink transport channel type	FACH		RCS1-053
- DL DCH Transport channel identity	Not Present		RCS1-054
- DL DSCH Transport channel identity	Not Present		RCS1-055
- Logical channel identity	1		RCS1-056
- Signalling RB information to setup	(AM DCCH for RRC)		RCS1-057
- RB identity	Not Present		RCS1-058
- CHOICE RLC info type			RCS1-059
- RLC info			RCS1-060
- CHOICE Uplink RLC mode	AM RLC		RCS1-061
- Transmission RLC discard			RCS1-062
- SDU discard mode	No Discard		RCS1-063
- MAX_DAT	15		RCS1-064
- Transmission window size	128		RCS1-065
- Timer_RST	500		RCS1-066
- Max_RST	4		RCS1-067
- Polling info			RCS1-068
- Timer_poll_prohibit	200		RCS1-069
- Timer_poll	200		RCS1-070
- Poll_PDU	Not Present		RCS1-071
- Poll_SDU	1		RCS1-072
- Last transmission PDU poll	TRUE		RCS1-073
- Last retransmission PDU poll	TRUE		RCS1-074
- Poll_Windows	99		RCS1-075
- Timer_poll_periodic	Not Present		RCS1-076
- CHOICE Downlink RLC mode	AM RLC	Rel-6	RCS1-077
- DL RLC PDU size	96 bits		RCS1-078
- In-sequence delivery	TRUE		RCS1-079
- Receiving window size	128		RCS1-080
- Downlink RLC status info			RCS1-081
- Timer_status_prohibit	200		RCS1-082
- Timer_EPC	Not Present		RCS1-083
- Missing PDU indicator	TRUE		RCS1-084
- Timer_STATUS_periodic	Not Present		RCS1-085
- RB mapping info			RCS1-086
- Information for each multiplexing option	2 RBMuxOptions		RCS1-087
- RLC logical channel mapping indicator	Not Present		RCS1-088
- Number of RLC logical channels	1		RCS1-089
- Uplink transport channel type	DCH		RCS1-090
- UL Transport channel identity	5		RCS1-091
- Logical channel identity	2		RCS1-092
- CHOICE RLC size list	Configured		RCS1-093
- MAC logical channel priority	2		RCS1-094
- Downlink RLC logical channel info			RCS1-095
- Number of RLC logical channels	1		RCS1-096
- Downlink transport channel type	DCH		RCS1-097
- DL DCH Transport channel identity	10		RCS1-098
- DL DSCH Transport channel identity	Not Present		RCS1-099
- Logical channel identity	2		RCS1-100
- RLC logical channel mapping indicator	Not Present		RCS1-101
- Number of RLC logical channels	1		RCS1-102
- Uplink transport channel type	RACH		RCS1-103
- UL Transport channel identity	Not Present		RCS1-104
- Logical channel identity	2		RCS1-105
- CHOICE RLC size list	Explicit List		RCS1-106
- RLC size index	Reference to clause 6 Parameter Set		RCS1-107
- MAC logical channel priority	2		RCS1-108
- Downlink RLC logical channel info			RCS1-109
- Number of RLC logical channels	1		RCS1-110
- Downlink transport channel type	FACH		RCS1-111
- DL DCH Transport channel identity	Not Present		RCS1-112
- DL DSCH Transport channel identity	Not Present		RCS1-113
- Logical channel identity	2		RCS1-114
- Signalling RB information to setup	(AM DCCH for NAS_DT High priority)		RCS1-115
- RB identity	Not Present		RCS1-116
- CHOICE RLC info type			RCS1-117
- RLC info			RCS1-118

Information Element	Value/remark	Version	Index
- CHOICE Uplink RLC mode	AM RLC		RCS1-119
- Transmission RLC discard			RCS1-120
- SDU discard mode	No Discard		RCS1-121
- MAX_DAT	15		RCS1-122
- Transmission window size	128		RCS1-123
- Timer_RST	500		RCS1-124
- Max_RST	4		RCS1-125
- Polling info			RCS1-126
- Timer_poll_prohibit	200		RCS1-127
- Timer_poll	200		RCS1-128
- Poll_PDU	Not Present		RCS1-129
- Poll_SDU	1		RCS1-130
- Last transmission PDU poll	TRUE		RCS1-131
- Last retransmission PDU poll	TRUE		RCS1-132
- Poll_Windows	99		RCS1-133
- Timer_poll_periodic	Not Present		RCS1-134
- CHOICE Downlink RLC mode	AM RLC		RCS1-135
- DL RLC PDU size	96 bits	Rel-6	RCS1-136
- In-sequence delivery	TRUE		RCS1-137
- Receiving window size	128		RCS1-138
- Downlink RLC status info			RCS1-139
- Timer_status_prohibit	200		RCS1-140
- Timer_EPC	Not Present		RCS1-141
- Missing PDU indicator	TRUE		RCS1-142
- Timer_STATUS_periodic	Not Present		RCS1-143
- RB mapping info			RCS1-144
- Information for each multiplexing option	2 RBMuxOptions		RCS1-145
- RLC logical channel mapping indicator	Not Present		RCS1-146
- Number of RLC logical channels	1		RCS1-147
- Uplink transport channel type	DCH		RCS1-148
-UL Transport channel identity	5		RCS1-149
- Logical channel identity	3		RCS1-150
- CHOICE RLC size list	Configured		RCS1-151
- MAC logical channel priority	3		RCS1-152
- Downlink RLC logical channel info			RCS1-153
- Number of RLC logical channels	1		RCS1-154
- Downlink transport channel type	DCH		RCS1-155
- DL DCH Transport channel identity	10		RCS1-156
- DL DSCH Transport channel identity	Not Present		RCS1-157
- Logical channel identity	3		RCS1-158
- RLC logical channel mapping indicator	Not Present		RCS1-159
- Number of RLC logical channels	1		RCS1-160
- Uplink transport channel type	RACH		RCS1-161
- UL Transport channel identity	Not Present		RCS1-162
- Logical channel identity	3		RCS1-163
- CHOICE RLC size list	Explicit List		RCS1-164
- RLC size index	Reference to clause 6 Parameter Set		RCS1-165
- MAC logical channel priority	3		RCS1-166
- Downlink RLC logical channel info			RCS1-167
- Number of RLC logical channels	1		RCS1-168
- Downlink transport channel type	FACH		RCS1-169
- DL DCH Transport channel identity	Not Present		RCS1-170
- DL DSCH Transport channel identity	Not Present		RCS1-171
- Logical channel identity	3		RCS1-172
- Signalling RB information to setup	(AM DCCH for NAS_DT Low priority)		RCS1-173
- RB identity	Not Present		RCS1-174
- CHOICE RLC info type			RCS1-175
- RLC info			RCS1-176
- CHOICE Uplink RLC mode	AM RLC		RCS1-177
- Transmission RLC discard			RCS1-178
- SDU discard mode	No Discard		RCS1-179
- MAX_DAT	15		RCS1-180
- Transmission window size	128		RCS1-181
- Timer_RST	500		RCS1-182
- Max_RST	4		RCS1-183
- Polling info			RCS1-184
- Timer_poll_prohibit	200		RCS1-185

Information Element	Value/remark	Version	Index	
- Timer_poll	200	Rel-6	RCS1-186	
- Poll_PDU	Not Present		RCS1-187	
- Poll_SDU	1		RCS1-188	
- Last transmission PDU poll	TRUE		RCS1-189	
- Last retransmission PDU poll	TRUE		RCS1-190	
- Poll_Windows	99		RCS1-191	
- Timer_poll_periodic	Not Present		RCS1-192	
- CHOICE Downlink RLC mode	AM RLC		RCS1-193	
- DL RLC PDU size	96 bits		RCS1-194	
- In-sequence delivery	TRUE		RCS1-195	
- Receiving window size	128		RCS1-196	
- Downlink RLC status info			RCS1-197	
- Timer_status_prohibit	200		RCS1-198	
- Timer_EPC	Not Present		RCS1-199	
- Missing PDU indicator	TRUE		RCS1-200	
- Timer_STATUS_periodic	Not Present		RCS1-201	
- RB mapping info				RCS1-202
- Information for each multiplexing option	2 RBMuxOptions			RCS1-203
- RLC logical channel mapping indicator	Not Present			RCS1-204
- Number of RLC logical channels	1		RCS1-205	
- Uplink transport channel type	DCH		RCS1-206	
- UL Transport channel identity	5		RCS1-207	
- Logical channel identity	4		RCS1-208	
- CHOICE RLC size list	Configured		RCS1-209	
- MAC logical channel priority	4		RCS1-210	
- Downlink RLC logical channel info			RCS1-211	
- Number of RLC logical channels	1		RCS1-212	
- Downlink transport channel type	DCH		RCS1-213	
- DL DCH Transport channel identity	10		RCS1-214	
- DL DSCH Transport channel identity	Not Present		RCS1-215	
- Logical channel identity	4		RCS1-216	
- RLC logical channel mapping indicator	Not Present		RCS1-217	
- Number of RLC logical channels	1		RCS1-218	
- Uplink transport channel type	RACH		RCS1-219	
- UL Transport channel identity	Not Present		RCS1-220	
- Logical channel identity	4		RCS1-221	
- CHOICE RLC size list	Explicit List		RCS1-222	
- RLC size index	Reference to clause 6 Parameter Set		RCS1-223	
- MAC logical channel priority	4		RCS1-224	
- Downlink RLC logical channel info			RCS1-225	
- Number of RLC logical channels	1		RCS1-226	
- Downlink transport channel type	FACH		RCS1-227	
- DL DCH Transport channel identity	Not Present		RCS1-228	
- DL DSCH Transport channel identity	Not Present		RCS1-229	
- Logical channel identity	4		RCS1-230	
UL Transport channel information for all transport channels			RCS1-231	
- PRACH TFCS	Not Present		RCS1-232	
- CHOICE Mode	TDD		RCS1-233	
- Individual UL CCTrCH information			RCS1-234	
- UL TFCS Identity			RCS1-235	
- TFCS ID	1		RCS1-236	
- Shared Channel Indicator	FALSE		RCS1-237	
- UL TFCS			RCS1-238	
- CHOICE TFCS signalling	Normal		RCS1-239	
- TFCS Field 1 Information			RCS1-240	
- CHOICE TFCS representation	Complete reconfiguration		RCS1-241	
- TFCS complete reconfiguration			RCS1-242	
information				
- CHOICE CTFC Size	2 bit CTFC		RCS1-243	
- CTFC information	2 TFCS		RCS1-244	
- 2 bit CTFC	0		RCS1-245	
- Power offset Information	Not Present		RCS1-246	
- 2 bit CTFC	1		RCS1-247	
- Power offset Information	Not Present		RCS1-248	
- TFC subset	Full transport format combination set		RCS1-249	
- no data			RCS1-250	

Information Element	Value/remark	Version	Index
- TFC subset list	Not Present	Rel-4	RCS1-251
Deleted TrCH information list	Not Present		RCS1-252
Added or Reconfigured UL TrCH information list	1		RCS1-253
- Added or Reconfigured UL TrCH information			RCS1-254
- Uplink transport channel type	DCH		RCS1-255
- UL Transport channel identity	5		RCS1-256
- TFS			RCS1-257
- CHOICE Transport channel type	Dedicated transport channels		RCS1-258
- Dynamic Transport Format Information			RCS1-259
- RLC size	96 bits		RCS1-260
- Number of TBs and TTI List	2		RCS1-261
- Transmission Time Interval	Not Present		RCS1-262
- Number of Transport blocks	0		RCS1-263
- Transmission Time Interval	Not Present		RCS1-264
- Number of Transport blocks	1		RCS1-265
- CHOICE Logical channel list	All		RCS1-266
- Semi-static Transport Format information			RCS1-267
- Transmission time interval	40		RCS1-268
- Type of channel coding	Convolutional		RCS1-269
- Coding Rate	1/3		RCS1-270
- Rate matching attribute	240		RCS1-271
- CRC size	12		RCS1-272
DL Transport channel information common for all transport channel			RCS1-273
- SCCPCH TFCS	Not Present		RCS1-274
- CHOICE mode	TDD		RCS1-275
- CHOICE DL parameters	Same as UL		RCS1-276
Added or Reconfigured DL TrCH information list	1		RCS1-277
- Added or Reconfigured DL TrCH information			RCS1-278
- Downlink transport channel type	DCH		RCS1-279
- DL Transport channel identity	10		RCS1-280
- CHOICE DL parameters	Same as UL		RCS1-281
- Uplink transport channel type	DCH		RCS1-282
- UL TrCH Identity	5		RCS1-283
- DCH quality target			RCS1-284
- BLER Quality value	-20 (-2.0)		RCS1-285
Frequency info	Not Present		RCS1-286
Maximum allowed UL TX power	Not Present		RCS1-287
CHOICE channel requirement	Uplink DPCH info		RCS1-288
- Uplink DPCH power control info			RCS1-289
- CHOICE mode	TDD		RCS1-290
- CHOICE <i>TDD option</i>	1.28 Mcps	Rel-4	RCS1-291
- PRX _{PDPCHdes}	Reference to clause 6 Parameter set	Rel-4	RCS1-292
- CHOICE mode	TDD		RCS1-293
- CHOICE <i>UL OL PC info</i>	Individually signalled		RCS1-294
- CHOICE <i>TDD option</i>	1.28 Mcps	Rel-4	RCS1-295
- Beacon PL Est.	Not Present	Rel-6	RCS1-296
- TPC step size	1 dB	Rel-4	RCS1-297
- Primary CCPCH Tx Power	30 dBm		RCS1-298
			RCS1-299
- CHOICE mode	TDD		RCS1-300
- Uplink Timing Advance Control			RCS1-301
- CHOICE Timing Advance	enabled		RCS1-302
- CHOICE <i>TDD option</i>	1.28 Mcps	Rel-4	RCS1-303
- Uplink synchronization parameters			RCS1-304
- Uplink synchronization step size	1		RCS1-305
- Uplink synchronization frequency	1		RCS1-306
- Synchronization parameters	Not present		RCS1-307
- UL CTrCH List			RCS1-308
- TFCS ID	1		RCS1-309
- PRX _{PDPCHdes}	Reference to clause 6 Parameter set	Rel-4	RCS1-310
- Time info			RCS1-311
- Activation time	Not present		RCS1-312
- Duration	Not present		RCS1-313
- Common timeslot info			RCS1-314
- 2 nd interleaving mode	Frame		RCS1-315
- TFCI coding	8 bits		RCS1-316

Information Element	Value/remark	Version	Index
- Puncturing Limit	1.0		RCS1-317
- Repetition Period	1		RCS1-318
- Repetition Length	Null		RCS1-319
- CHOICE TDD option	1.28 Mcps	Rel-7	RCS1-320
- Uplink DPCH timeslots and codes LCR	Default is to use the old timeslots and codes	Rel-7	RCS1-321
- Dynamic SF usage	FALSE		RCS1-322
- First individual timeslot info			RCS1-323
- Timeslot number			RCS1-324
- CHOICE TDD option	1.28 Mcps TDD	Rel-4	RCS1-325
- Timeslot number	1 OR 2 OR 3		RCS1-326
- TFCI existence	TRUE		RCS1-327
- Midamble shift and burst type			RCS1-328
- CHOICE TDD option	1.28 Mcps TDD	Rel-4	RCS1-329
- Midamble allocation mode	Default midamble		RCS1-330
- Midamble configuration	4 (k=8)		RCS1-331
- Midamble Shift	Not Present		RCS1-332
- CHOICE TDD option	1.28 Mcps TDD	Rel-4	RCS1-333
- Modulation	QPSK		RCS1-334
- SS-TPC Symbols	1		RCS1-335
- Additional TPC-SS Symbols	Not Present		RCS1-336
- First timeslot Code List	Repeated (1,2) for each channelisation code assigned in the slot to meet the needs of clause 6 Parameter Set.		RCS1-337
- channelisation codes	(SF/ i) where i denotes an unassigned code matching the SF specified in clause 6 Parameter Set.		RCS1-338
- CHOICE more timeslots	No more timeslots		RCS1-339
Downlink information common for all radio links			RCS1-340
- Downlink DPCH info common for all RL			RCS1-341
- Timing Indication	Initialize		RCS1-342
- CFN-targetSFN frame offset	Not Present		RCS1-343
- Downlink DPCH power control information			RCS1-344
- CHOICE mode	TDD		RCS1-345
- TPC Step Size	1		RCS1-346
- CHOICE mode	TDD		RCS1-347
- CHOICE TDD option	1.28 Mcps	Rel-4	RCS1-348
- TSTD indicator	FALSE		RCS1-349
- Default DPCH Offset Value	Arbitrary set to value 0..306688 by step of 512		RCS1-350
Downlink information for per radio links list			RCS1-351
-Downlink information for each radio links			RCS1-352
- CHOICE mode	TDD		RCS1-353
- Primary CCPCH info			RCS1-354
- CHOICE mode	TDD		RCS1-355
- CHOICE TDD option	1.28 Mcps	Rel-4	RCS1-356
- TSTD indicator	FALSE		RCS1-357
- Cell parameters ID	0		RCS1-358
- SCTD indicator	FALSE		RCS1-359
- Downlink DPCH info for each RL			RCS1-360
- CHOICE mode	TDD		RCS1-361
- DL CCTrCH List			RCS1-362
- TFCS ID	1		RCS1-363
- Time info			RCS1-364
- Activation time	Not present		RCS1-365
- Duration	Not present		RCS1-366
- Common timeslot info			RCS1-367
- 2 nd interleaving mode	Frame		RCS1-368
- TFCI coding	8 bits		RCS1-369
- Puncturing limit	1.0		RCS1-370
- Repetition period	1		RCS1-371
- Repetition length	Empty		RCS1-372
- Downlink DPCH timeslots and codes			RCS1-373
- First Individual timeslot info			RCS1-374
- Timeslot number			RCS1-375
- CHOICE TDD option	1.28 Mcps	Rel-4	RCS1-376
- Timeslot number	The number of a downlink timeslot that has unassigned codes in a subframe.		RCS1-377

Information Element	Value/remark	Version	Index
- TFCI existence	TRUE		RCS1-378
- Midamble shift and burst type			RCS1-379
- CHOICE TDD option	1.28 Mcps	Rel-4	RCS1-380
- Midamble Allocation Mode	Default midamble		RCS1-381
- Midamble configuration	As defined in 3GPP TS 25.221 [28]		RCS1-382
- Midamble Shift	Not present		RCS1-383
- CHOICE TDD option	1.28 Mcps	Rel-4	RCS1-384
- Modulation	QPSK		RCS1-385
- SS-TPC Symbols	1		RCS1-386
- Additional TPC-SS Symbols	Not present		RCS1-387
- First timeslot channelisation codes			RCS1-388
- First channelisation code	(i/SF) where i is the lowest numbered code that is being assigned and SF is specified in clause 6 Parameter Set.		RCS1-389
- Last channelisation code	(j/SF) where j is the highest numbered code that is being assigned in the slot.		RCS1-390
- CHOICE more timeslots	The presence of this IE depends upon whether the requirements of clause 6 Parameter Set could be met by the codes that have been assigned in the first timeslot.		RCS1-391
- UL CCTrCH TPC List	Not Present		RCS1-392
-SCCPCH information for FACH	Not Present	R99 and Rel-4 only	RCS1-393

Contents of RRC CONNECTION SETUP message: UM (7.68 Mcps TDD)

Information Element	Value/remark	Version	Index
Message Type			RCS7-001
Initial UE identity	Select the same identity as in the IE "Initial UE Identity" in received RRC CONNECTION REQUEST" message		RCS7-002
RRC transaction identifier	Arbitrarily selects an integer between 0 and 3		RCS7-003
Activation time	Not Present(Now)		RCS7-004
New U-RNTI			RCS7-005
- SRNC identity	0000 0000 0001B		RCS7-006
- S-RNTI	0000 0000 0000 0000 0001B		RCS7-007
New C-RNTI	Not Present		RCS7-008
New H-RNTI	Not Present	Rel-6	RCS7-009
CHOICE mode	TDD	Rel-7	RCS7-010
- New E-RNTI	Not Present	Rel-7	RCS7-011
RRC State Indicator	CELL_DCH		RCS7-012
UTRAN DRX cycle length coefficient	9		RCS7-013
Capability update requirement			RCS7-014
- UE radio access FDD capability update requirement	FALSE		RCS7-015
- UE radio access TDD capability update requirement	TRUE		RCS7-016
- System specific capability update requirement list	GSM		RCS7-017
CHOICE <i>specification mode</i>	Complete specification	Rel-5	RCS7-018
- Complete specification		Rel-5	RCS7-019
- Signalling RB information to setup	4 SRBs		RCS7-020
- Signalling RB information to setup	(UM DCCH for RRC)		RCS7-021
- RB identity	Not Present		RCS7-022
- CHOICE RLC info type	RLC info		RCS7-023
- CHOICE Uplink RLC mode	UM RLC		RCS7-024
- Transmission RLC discard	Not Present		RCS7-025
- CHOICE Downlink RLC mode	UM RLC		RCS7-026
- RB mapping info			RCS7-027
- Information for each multiplexing option	2 RBMuxOptions		RCS7-028
- RLC logical channel mapping indicator	Not Present		RCS7-029
- Number of RLC logical channels	1		RCS7-030
- Uplink transport channel type	DCH		RCS7-031
- UL Transport channel identity	5		RCS7-032
- Logical channel identity	1		RCS7-033
- CHOICE RLC size list	Configured		RCS7-034

Information Element	Value/remark	Version	Index
- MAC logical channel priority	1		RCS7-035
- Downlink RLC logical channel info			RCS7-036
- Number of RLC logical channels	1		RCS7-037
- Downlink transport channel type	DCH		RCS7-038
- DL DCH Transport channel identity	10		RCS7-039
- DL DSCH Transport channel identity	Not Present		RCS7-040
- Logical channel identity	1		RCS7-041
- RLC logical channel mapping indicator	Not Present		RCS7-042
- Number of RLC logical channels	1		RCS7-043
- Uplink transport channel type	RACH		RCS7-044
- UL Transport channel identity	Not Present		RCS7-045
- Logical channel identity	1		RCS7-046
- CHOICE RLC size list	Configured		RCS7-047
- RLC size index	Reference to clause 6 Parameter Set		RCS7-048
- MAC logical channel priority	1		RCS7-049
- Downlink RLC logical channel info			RCS7-050
- Number of RLC logical channels	1		RCS7-051
- Downlink transport channel type	FACH		RCS7-052
- DL DCH Transport channel identity	Not Present		RCS7-053
- DL DSCH Transport channel identity	Not Present		RCS7-054
- Logical channel identity	1		RCS7-055
- Signalling RB information to setup	(AM DCCH for RRC)		RCS7-056
- RB identity	Not Present		RCS7-057
- CHOICE RLC info type			RCS7-058
- RLC info			RCS7-059
- CHOICE Uplink RLC mode	AM RLC		RCS7-060
- Transmission RLC discard			RCS7-061
- SDU discard mode	No Discard		RCS7-062
- MAX_DAT	415		RCS7-063
- Transmission window size	128		RCS7-064
- Timer_RST	500		RCS7-065
- Max_RST	4		RCS7-066
- Polling info			RCS7-067
- Timer_poll_prohibit	200		RCS7-068
- Timer_poll	200		RCS7-069
- Poll_PDU	Not Present		RCS7-070
- Poll_SDU	1		RCS7-071
- Last transmission PDU poll	TRUE		RCS7-072
- Last retransmission PDU poll	TRUE		RCS7-073
- Poll_Windows	99		RCS7-074
- Timer_poll_periodic	Not Present		RCS7-075
- CHOICE Downlink RLC mode	AM RLC		RCS7-076
- In-sequence delivery	TRUE		RCS7-077
- Receiving window size	128		RCS7-078
- Downlink RLC status info			RCS7-079
- Timer_status_prohibit	200		RCS7-080
- Timer_EPC	Not Present		RCS7-081
- Missing PDU indicator	TRUE		RCS7-082
- Timer_STATUS_periodic	Not Present		RCS7-083
- RB mapping info			RCS7-084
- Information for each multiplexing option	2 RBMuxOptions		RCS7-085
- RLC logical channel mapping indicator	Not Present		RCS7-086
- Number of RLC logical channels	1		RCS7-087
- Uplink transport channel type	DCH		RCS7-088
- UL Transport channel identity	5		RCS7-089
- Logical channel identity	2		RCS7-090
- CHOICE RLC size list	Configured		RCS7-091
- MAC logical channel priority	2		RCS7-092
- Downlink RLC logical channel info			RCS7-093
- Number of RLC logical channels	1		RCS7-094
- Downlink transport channel type	DCH		RCS7-095
- DL DCH Transport channel identity	10		RCS7-096
- DL DSCH Transport channel identity	Not Present		RCS7-097
- Logical channel identity	2		RCS7-098
- RLC logical channel mapping indicator	Not Present		RCS7-099
- Number of RLC logical channels	1		RCS7-100
- Uplink transport channel type	RACH		RCS7-101

Information Element	Value/remark	Version	Index
- UL Transport channel identity	Not Present		RCS7-102
- Logical channel identity	2		RCS7-103
- CHOICE RLC size list	Explicit List		RCS7-104
- RLC size index	Reference to clause 6 Parameter Set		RCS7-105
- MAC logical channel priority	2		RCS7-106
- Downlink RLC logical channel info			RCS7-107
- Number of RLC logical channels	1		RCS7-108
- Downlink transport channel type	FACH		RCS7-109
- DL DCH Transport channel identity	Not Present		RCS7-110
- DL DSCH Transport channel identity	Not Present		RCS7-111
- Logical channel identity	2		RCS7-112
- Signalling RB information to setup	(AM DCCH for NAS_DT High priority)		RCS7-113
- RB identity	Not Present		RCS7-114
- CHOICE RLC info type			RCS7-115
- RLC info			RCS7-116
- CHOICE Uplink RLC mode	AM RLC		RCS7-117
- Transmission RLC discard			RCS7-118
- SDU discard mode	No Discard		RCS7-119
- MAX_DAT	415		RCS7-120
- Transmission window size	128		RCS7-121
- Timer_RST	500		RCS7-122
- Max_RST	4		RCS7-123
- Polling info			RCS7-124
- Timer_poll_prohibit	200		RCS7-125
- Timer_poll	200		RCS7-126
- Poll_PDU	Not Present		RCS7-127
- Poll_SDU	1		RCS7-128
- Last transmission PDU poll	TRUE		RCS7-129
- Last retransmission PDU poll	TRUE		RCS7-130
- Poll_Windows	99		RCS7-131
- Timer_poll_periodic	Not Present		RCS7-132
- CHOICE Downlink RLC mode	AM RLC		RCS7-133
- In-sequence delivery	TRUE		RCS7-134
- Receiving window size	128		RCS7-135
- Downlink RLC status info			RCS7-136
- Timer_status_prohibit	200		RCS7-137
- Timer_EPC	Not Present		RCS7-138
- Missing PDU indicator	TRUE		RCS7-139
- Timer_STATUS_periodic	Not Present		RCS7-140
- RB mapping info			RCS7-141
- Information for each multiplexing option	2 RBMuxOptions		RCS7-142
- RLC logical channel mapping indicator	Not Present		RCS7-143
- Number of RLC logical channels	1		RCS7-144
- Uplink transport channel type	DCH		RCS7-145
-UL Transport channel identity	5		RCS7-146
- Logical channel identity	3		RCS7-147
- CHOICE RLC size list	Configured		RCS7-148
- MAC logical channel priority	3		RCS7-149
- Downlink RLC logical channel info			RCS7-150
- Number of RLC logical channels	1		RCS7-151
- Downlink transport channel type	DCH		RCS7-152
- DL DCH Transport channel identity	10		RCS7-153
- DL DSCH Transport channel identity	Not Present		RCS7-154
- Logical channel identity	3		RCS7-155
- RLC logical channel mapping indicator	Not Present		RCS7-156
- Number of RLC logical channels	1		RCS7-157
- Uplink transport channel type	RACH		RCS7-158
- UL Transport channel identity	Not Present		RCS7-159
- Logical channel identity	3		RCS7-160
- CHOICE RLC size list	Explicit List		RCS7-161
- RLC size index	Reference to clause 6 Parameter Set		RCS7-162
- MAC logical channel priority	3		RCS7-163
- Downlink RLC logical channel info			RCS7-164
- Number of RLC logical channels	1		RCS7-165
- Downlink transport channel type	FACH		RCS7-166
- DL DCH Transport channel identity	Not Present		RCS7-167
- DL DSCH Transport channel identity	Not Present		RCS7-168

Information Element	Value/remark	Version	Index
- Logical channel identity	3		RCS7-169
- Signalling RB information to setup	(AM DCCH for NAS_DT Low priority)		RCS7-170
- RB identity	Not Present		RCS7-171
- CHOICE RLC info type			RCS7-172
- RLC info			RCS7-173
- CHOICE Uplink RLC mode	AM RLC		RCS7-174
- Transmission RLC discard			RCS7-175
- SDU discard mode	No Discard		RCS7-176
- MAX_DAT	15		RCS7-177
- Transmission window size	128		RCS7-178
- Timer_RST	500		RCS7-179
- Max_RST	4		RCS7-180
- Polling info			RCS7-181
- Timer_poll_prohibit	200		RCS7-182
- Timer_poll	200		RCS7-183
- Poll_PDU	Not Present		RCS7-184
- Poll_SDU	1		RCS7-185
- Last transmission PDU poll	TRUE		RCS7-186
- Last retransmission PDU poll	TRUE		RCS7-187
- Poll_Windows	99		RCS7-188
- Timer_poll_periodic	Not Present		RCS7-189
- CHOICE Downlink RLC mode	AM RLC		RCS7-190
- In-sequence delivery	TRUE		RCS7-191
- Receiving window size	128		RCS7-192
- Downlink RLC status info			RCS7-193
- Timer_status_prohibit	200		RCS7-194
- Timer_EPC	Not Present		RCS7-195
- Missing PDU indicator	TRUE		RCS7-196
- Timer_STATUS_periodic	Not Present		RCS7-197
- RB mapping info			RCS7-198
- Information for each multiplexing option	2 RBMuxOptions		RCS7-199
- RLC logical channel mapping indicator	Not Present		RCS7-200
- Number of RLC logical channels	1		RCS7-201
- Uplink transport channel type	DCH		RCS7-202
- UL Transport channel identity	5		RCS7-203
- Logical channel identity	4		RCS7-204
- CHOICE RLC size list	Configured		RCS7-205
- MAC logical channel priority	4		RCS7-206
- Downlink RLC logical channel info			RCS7-207
- Number of RLC logical channels	1		RCS7-208
- Downlink transport channel type	DCH		RCS7-209
- DL DCH Transport channel identity	10		RCS7-210
- DL DSCH Transport channel identity	Not Present		RCS7-211
- Logical channel identity	4		RCS7-212
- RLC logical channel mapping indicator	Not Present		RCS7-213
- Number of RLC logical channels	1		RCS7-214
- Uplink transport channel type	RACH		RCS7-215
- UL Transport channel identity	Not Present		RCS7-216
- Logical channel identity	4		RCS7-217
- CHOICE RLC size list	Explicit List		RCS7-218
- RLC size index	Reference to clause 6 Parameter Set		RCS7-219
- MAC logical channel priority	4		RCS7-220
- Downlink RLC logical channel info			RCS7-221
- Number of RLC logical channels	1		RCS7-222
- Downlink transport channel type	FACH		RCS7-223
- DL DCH Transport channel identity	Not Present		RCS7-224
- DL DSCH Transport channel identity	Not Present		RCS7-225
- Logical channel identity	4		RCS7-226
UL Transport channel information for all transport channels			RCS7-227
- PRACH TFCS	Not Present		RCS7-228
- CHOICE Mode	TDD		RCS7-229
- Individual UL CCTrCH information			RCS7-230
- UL TFCS ID	(This IE is repeated for TFC number.)		RCS7-231
- UL TFCS			RCS7-232
- TFC subset	Default value is the complete existing set of transport format combinations		RCS7-233

Information Element	Value/remark	Version	Index
- Allowed Transport Format combination	0 to MaxTFCvalue-1 (MaxTFCValue is refer to clause 6 Parameter Set.)		RCS7-234
- PRACH TFCS	(This IE is repeated for TFC number.)		RCS7-235
- CHOICE TFCI signalling	Normal		RCS7-236
- TFCI Field 1 information			RCS7-237
- TFCS complete reconfigure			RCS7-238
information			
- CHOICE TFCS Size	Number of used bits must be enough to cover all combinations of CTFC from clauses 6. Refer to clause 6 Parameter Set		RCS7-239
- CTFC information	Not Present		RCS7-240
- CHOICE mode	TDD		RCS7-241
- Individual UL CCTrCH information	Not Present		RCS7-242
Deleted TrCH information list	Not Present		RCS7-243
Added or Reconfigured UL TrCH information list	1		RCS7-244
- Added or Reconfigured UL TrCH information			RCS7-245
- Uplink transport channel type	DCH		RCS7-246
- UL Transport channel identity	5		RCS7-247
- TFS			RCS7-248
- CHOICE Transport channel type	Dedicated transport channels		RCS7-249
- Dynamic Transport Format Information			RCS7-250
- RLC size	According to clause 6		RCS7-251
- Number of TBs and TTI List	(This IE is repeated for TFI number)		RCS7-252
- CHOICE mode	TDD		RCS7-253
- Transmission Time Interval	According to clause 6		RCS7-254
- CHOICE Logical channel list	All		RCS7-255
- Semi-static Transport Format information			RCS7-256
DL Transport channel information common for all transport channel			RCS7-257
- SCCPCH TFCS	Not Present		RCS7-258
- CHOICE mode	TDD		RCS7-259
- CHOICE DL parameters	Same as UL		RCS7-260
Added or Reconfigured DL TrCH information list	1		RCS7-261
- Added or Reconfigured DL TrCH information			RCS7-262
- Downlink transport channel type	DCH		RCS7-263
- DL Transport channel identity	10		RCS7-264
- CHOICE DL parameters	Same as UL		RCS7-265
- Uplink transport channel type	DCH		RCS7-266
- UL TrCH Identity	5		RCS7-267
- DCH quality target			RCS7-268
- BLER Quality value	Reference to the present document		RCS7-269
Frequency info	Not Present		RCS7-270
DTX-DRX timing information	Not Present	Rel-7	RCS7-271
DTX-DRX information	Not Present	Rel-7	RCS7-272
HS-SCCH less information	Not Present	Rel-7	RCS7-273
MIMO parameters	Not Present	Rel-7	RCS7-274
Maximum allowed UL TX power	Not Present		RCS7-275
Uplink DPCH info		Rel-6	RCS7-276
- Uplink DPCH power control info			RCS7-277
- CHOICE mode	TDD		RCS7-278
- CHOICE <i>TDD option</i>	7.68 Mcps	Rel-7	RCS7-279
- UL target SIR	Reference to clause 6 Parameter set		RCS7-280
- CHOICE mode	TDD		RCS7-281
- CHOICE <i>UL OL PC info</i>	Individually signalled		RCS7-282
- CHOICE <i>TDD option</i>	7.68 Mcps	Rel-7	RCS7-283
- Individual timeslot interference info	Not Present		RCS7-284
- Individual timeslot interference			RCS7-285
- DPCH Constant Value			RCS7-286
- Primary CCPCH Tx Power	Not Present		RCS7-287
- Time info			RCS7-288
- Activation time	(256+CFN-(CFN MOD 8 + 8))MOD 256		RCS7-289
- Duration	Infinite		RCS7-290
- Common timeslot info			RCS7-291
- 2 nd interleaving mode	Reference to clause 6.11 Parameter Set		RCS7-292
- TFCI coding	Reference to clause 6.11 Parameter Set		RCS7-293
- Puncturing Limit	Reference to clause 6.11 Parameter Set		RCS7-294
- Repetition Period	Reference to clause 6.11 Parameter Set		RCS7-295

Information Element	Value/remark	Version	Index
- Repetition Length	Reference to clause 6.11 Parameter Set		RCS7-296
- CHOICE TDD Option	7.68 Mcps	Rel-7	RCS7-297
VHCR - Uplink DPCH timeslots and codes	Default is to use the old timeslots and codes	Rel-7	RCS7-298
- CPCH SET Info	(no data)	R99 and Rel-4 only	RCS7-299
Downlink information common for all radio links			RCS7-300
- Downlink DPCH info common for all RL			RCS7-301
- Timing Indication	Initialize		RCS7-302
- CFN-targetSFN frame offset	Not Present		RCS7-303
- Downlink DPCH power control information			RCS7-304
- DPC mode	0 (single)		RCS7-305
- CHOICE mode	TDD		RCS7-306
- CHOICE TDD option	7.68 Mcps (no data)	Rel-7	RCS7-307
- Default DPCH Offset Value	Not Present		RCS7-308
Downlink information for per radio links list			RCS7-309
-Downlink information for each radio links			RCS7-310
- CHOICE mode	TDD		RCS7-311
- Primary CCPCH info			RCS7-312
- CHOICE mode	TDD		RCS7-313
- CHOICE TDD option	7.68 Mcps	Rel-7	RCS7-314
- CHOICE SyncCase	Sync Case 1		RCS7-315
- Timeslot	PCCPCH timeslot		RCS7-316
- Cell parameters ID	0		RCS7-317
- SCTD indicator			RCS7-318
- CHOICE DPCH info	Downlink DPCH info for each RL	Rel-6	RCS7-319
- Downlink DPCH info for each RL			RCS7-320
- CHOICE mode	TDD		RCS7-321
- DL CCTrCH List			RCS7-322
- TFCS ID	1		RCS7-323
- Time info			RCS7-324
- Activation time	(256+CFN-(CFN mod 8 + 8))mod 256		RCS7-325
- Duration	infinite		RCS7-326
- Common timeslot info			RCS7-327
- 2 nd interleaving mode	Reference to the present document		RCS7-328
- TFCI coding	TRUE		RCS7-329
- Puncturing limit	Reference to clause 6 Parameter set		RCS7-330
- Repetition period	1		RCS7-331
- Repetition length	Empty		RCS7-332
- Downlink DPCH timeslots and codes		Rel-7	RCS7-333
VHCR - CHOICE more timeslots			RCS7-334
- CHOICE TDD option	7.68 Mcps	Rel-7	RCS7-335
- Timeslot number	The number of a downlink timeslot that has unassigned codes in a frame.		RCS7-336
- Individual timeslot info			RCS7-337
- TFCI existence	TRUE		RCS7-338
- Midamble shift and burst type			RCS7-339
- CHOICE TDD option	7.68 Mcps		RCS7-340
-CHOICE Burst Type			RCS7-341
-Type 1			RCS7-342
-Midamble Allocation Mode	Default		RCS7-343
- Midamble configuration burst	As defined in 3GPP TS 25.221 [28]		RCS7-344
type 1 and 3			RCS7-345
- First timeslot channelisation codes			RCS7-346
- First channelisation code	(i/SF) where i is the lowest numbered code that is being assigned and SF is specified in clause 6 Parameter Set..		
- Last channelisation code	(j/SF) where j is the highest numbered code that is being assigned in the slot.		RCS7-347
- CHOICE more timeslots	The presence of this IE depends upon whether the requirements of clause 6 Parameter Set could be met by the codes that have been assigned in the first timeslot.		RCS7-348
- UL CCTrCH TPC List	Not Present		RCS7-349
-SCCPCH information for FACH	Not Present	R99 and Rel-4 only	RCS7-350

Contents of SECURITY MODE COMMAND message: AM

Information Element	Condition	Value/remark
Message Type RRC transaction identifier Integrity check info - Message authentication code - RRC Message Sequence Number Security capability - Ciphering algorithm capability - UEA0 - UEA1 - Spare - Integrity protection algorithm capability - UIA1 - Spare Ciphering mode info - Ciphering mode command - Ciphering algorithm	A1, A2	Arbitrarily selects an integer between 0 and 3 Set to an arbitrarily selected 32-bits integer. The first/ leftmost bit of the bit string contains the most significant bit of the MAC-I. Set to an arbitrarily selected integer between 0 and 15 If the UE has indicated support for ciphering algorithm UEA0 in the IE "security capability" in the RRC CONNECTION SETUP COMPLETE message, this IE is set to TRUE. If the UE has indicated support for ciphering algorithm UEA1 in the IE "security capability" in the RRC CONNECTION SETUP COMPLETE message, this IE is set to TRUE. Spare 2-15 = FALSE 0000000000000010B (UIA1) TRUE Spare 0 and Spare 2-15 = FALSE This presence of this IE is dependent on IXIT statements in TS 34.123-2. If ciphering is indicated to be active, this IE present with the values of the sub IEs as stated below. Else, this IE is omitted. Start/restart
info - Ciphering activation time for DPCH - Radio bearer downlink ciphering activation time - Radio bearer activation time - RB identity - RLC sequence number - RB identity - RLC sequence number - RB identity - RLC sequence number - RB identity - RLC sequence number Integrity protection mode info - Integrity protection mode command - Downlink integrity protection activation info - Integrity protection algorithm - Integrity protection initialisation number CN domain identity UE system specific security capability UE system specific security capability - Inter-RAT UE security capability - CHOICE system - GSM security capability	A1 A2	UEA0 or UEA1. The indicated algorithm must be one of the algorithms supported by the UE as indicated in the IE "security capability" in the RRC CONNECTION SETUP COMPLETE message. Use the same ciphering algorithm specified in "ciphering Not Present 1 Current RLC SN 2 Current RLC SN+3(or Calculated Value) 3 Current RLC SN 4 Current RLC SN Start Not Present UIA1 SS selects an arbitrary 32 bits number for FRESH CS or PS Not Checked GSM The indicated algorithms must be the

Information Element	Condition	Value/remark
		same as the algorithms supported by the UE as indicated in the IE " UE system specific capability " in the RRC CONNECTION SETUP COMPLETE message.

Condition	Explanation
A1	UE not supporting GSM
A2	UE supporting GSM

10 Void

11 MBMS configurations for signalling test

Clause 11.1 specifies MCCH configurations for MBMS and MBSFN FDD mode. Clause 11.2 specifies MCCH configurations for MBSFN for 3.84 Mcps and 7.68 Mcps TDD

11.1 MCCH configurations

11.1.1 MCCH configuration parameters

MCCH is configured stand-alone on a separate SCCPCH for test. Four typical MCCH scheduling configurations are included in the clause. The MCCH RAB is found in 6.10.2.4.3.8.

11.1.1.1 Default1 MCCH information scheduling (mp 5.12s)

MCCH configuration parameters	Values	Comments
Modification period (mp)	512 frames	5.12 s
Repetition period (rp)	128 frames	1.28 s
Access information period (aip)	64 frames	0.64 s
MCCH configuration (number of mp-rp-aip)	1-4-8	
MCCH data rate	7.6 kbs	
Max. total lengths of MCCH PER-encoded messages	1 k octets	1216 octets
Max. MBMS neighbouring cells	15	
Max. MBMS services	12	

11.1.1.2 Default2 MCCH information scheduling (mp 2.56s)

MCCH configuration parameters	Values	Comments
Modification period (mp)	256 frames	2.56 s
Repetition period (rp)	128 frames	1.28 s
Access information period (aip)	64 frames	0.64 s
MCCH configuration (number of mp-rp-aip)	1-2-4	
MCCH data rate	7.6 kbs	
Max. total lengths of MCCH PER-encoded messages	1 k octets	1216 octets
Max. MBMS neighbouring cells	8	
Max. MBMS services	12	

11.1.1.3 Longest MCCH information scheduling (mp 10.24s)

MCCH configuration parameters	Values	Comments
Modification period (mp)	1024 frames	10.24 s
Repetition period (rp)	256 frames	2.56 s
Access information period (aip)	128 frames	1.28 s
MCCH configuration (number of mp-rp-aip)	1-4-8	
MCCH data rate	7.6 kbs	
Max. total lengths of MCCH PER-encoded messages	2 k octets	2432 octets
Max. MBMS neighbouring cells	15	
Max. MBMS services	16	

11.1.1.4 Shortest MCCH information scheduling (mp 1.28s)

MCCH configuration parameters	Values	Comments
Modification period (mp)	128 frames	1.28 s
Repetition period (rp)	64 frames	0.64 s
Access information period (aip)	16 frames	0.16 s
MCCH configuration (number of mp-rp-aip)	1-2-8	
MCCH data rate	7.6 kbs	
Max. total lengths of MCCH PER-encoded messages	0.5 k octets	608 octets
Max. MBMS neighbouring cells	8	
Max. MBMS services	12	

11.1.2 MCCH messages transmission in test

The clause provides rules for MCCH messages transmission for MBMS test.

A whole set of MCCH messages is repeatedly transmitted.

The sending of the whole set of critical MCCH information messages is started at the first TTI of a repetition period if no ACCESS INFORMATION message is sent.

No ACCESS INFORMATION messages shall be transmitted in the modification period unless explicitly mentioned in the Test Procedure or Expected Sequence.

In case an ACCESS INFORMATION message transmission is explicitly mentioned in the test procedure or expected sequence these shall be transmitted starting at the first frame of the second access information period of the modification period, after MBMS MODIFIED SERVICES INFORMATION, unless stated otherwise. If the test case procedure describes more than one ACCESS INFORMATION message in the same modification period, this means that an ACCESS INFORMATION message is transmitted in every access info period from the first message until the end of the modification period, unless stated otherwise.

If an ACCESS INFORMATION message is to be sent in the access information period in a repetition period the critical MCCH messages are transmitted in the next frame after the ACCESS INFORMATION message.

If an ACCESS INFORMATION message is to be sent in the access information period that is not the first access information period in a repetition period,

And if a critical MCCH message is segmented into several RLC PDUs with consecutive sequence numbers and is occasionally, only partially transmitted at the end of the preceding access information period, the remaining RLC PDUs shall be transmitted after ACCESS INFORMATION (as out of sequence delivery) in the next access information period within the repetition period.

If an MBMS service is changed, this will be notified on MICH during one entire modification period before the change occurs. The service should then appear in MBMS MODIFIED SERVICES INFORMATION for one modification period, and then in the next modification period move to MBMS UNMODIFIED SERVICES INFORMATION. The MBMS MODIFIED SERVICES INFORMATION message should be transmitted once per repetition period throughout the modification period. All MCCH messages will contain the same content during and after this service change, except for MBMS MODIFIED SERVICES INFORMATION and MBMS UNMODIFIED SERVICES INFORMATION, unless stated otherwise in the test procedure.

11.1.3 Combinations and transmission order of critical MCCH messages

Combination Id	Ordered message combinations	comment
C1	MBMS MODIFIED SERVICES INFORMATION (empty services_list) + MBMS UNMODIFIED SERVICES INFORMATION + MBMS GENERAL INFORMATION	No session ongoing or PTP session ongoing.
C2	MBMS MODIFIED SERVICES INFORMATION (empty services_list) + MBMS UNMODIFIED SERVICES INFORMATION + MBMS GENERAL INFORMATION + MBMS COMMON RB INFORMATION + MBMS CURRENT CELL p-t-m RB INFORMATION	PTM sessions are ongoing, no service modification and no neighbouring cells are defined
C3	MBMS MODIFIED SERVICES INFORMATION (empty services_list) + MBMS UNMODIFIED SERVICES INFORMATION + MBMS GENERAL INFORMATION + MBMS COMMON RB INFORMATION + MBMS CURRENT CELL p-t-m RB INFORMATION + MBMS NEIGHBOURING CELL p-t-m RB INFORMATION (per neighbouring cell)	PTM sessions are ongoing, no service modification
C4	MBMS MODIFIED SERVICES INFORMATION + MBMS GENERAL INFORMATION + MBMS COMMON RB INFORMATION + MBMS CURRENT CELL p-t-m RB INFORMATION + MBMS UNMODIFIED SERVICES INFORMATION	PTM sessions are ongoing or starting, service modification indicated, no neighbouring cells (for one modification period)
C5	MBMS MODIFIED SERVICES INFORMATION + MBMS GENERAL INFORMATION + MBMS COMMON RB INFORMATION + MBMS CURRENT CELL p-t-m RB INFORMATION + MBMS NEIGHBOURING CELL p-t-m RB INFORMATION (per neighbouring cell related to modified services) + MBMS UNMODIFIED SERVICES INFORMATION + MBMS NEIGHBOURING CELL p-t-m RB INFORMATION (per neighbouring cell not related to modified services)	PTM sessions are ongoing or starting, service modification indicated (for one modification period)
C6	MBMS MODIFIED SERVICES INFORMATION (empty services_list) + MBMS UNMODIFIED SERVICES INFORMATION (empty services_list) + MBMS GENERAL INFORMATION	No MBMS services
C7	MBMS MODIFIED SERVICES INFORMATION + MBMS GENERAL INFORMATION + MBMS UNMODIFIED SERVICES INFORMATION	PTP sessions are starting or another required UE action. MBMS UNMODIFIED SERVICES INFORMATION may or may not contain services.

NOTE 1: PTM test cases shall use message combinations C2 and C4 by default, according to the rules in clause 11.1.2, unless stated otherwise. If MBMS neighbouring cells are configured in the PTM test case then combinations C3 and C5 shall be used unless stated otherwise. PTP and counting test cases shall use message combinations C6 and C7, unless stated otherwise.

NOTE 2: If combination C6 is used in the initial condition, then the list of services in MBMS UNMODIFIED SERVICES INFORMATION will be empty. Then if any service is modified this will be added to the list, so the list of services will grow during the test (e.g. C6->C4->C2 or C6->C5->C3 or C6->C7->C6). If combination C1 is used in the initial condition then a total of 12 services will always be included in MBMS UNMODIFIED SERVICES INFORMATION and MBMS MODIFIED SERVICES INFORMATION (e.g. C1->C4->C2 or C1->C5->C3 or C1->C7->C6).

11.2 MCCH configurations for MBSFN (TDD)

11.2.1 MCCH configuration parameters

11.2.1.1 Non-IMB

MCCH is configured stand-alone on a separate SCCPCH for testing MBSFN. Four typical MCCH scheduling configurations are included in this clause. The MCCH RB is found in clause 6.10.3.4.4.12 (3.84 Mcps TDD) or 6.11.5.4.4.12(1.28 Mcps TDD) or 6.11.6.4.4.12 (7.68 Mcps TDD).

11.2.1.1.1 Default1 MCCH information scheduling (mp 5.12s)

MCCH configuration parameters	Values	Comments
Modification period (mp)	512 frames	5.12s. Modification period coefficient = 9
Repetition period (rp)	128 frames	1.28s. Repetition period coefficient = 2
MCCH configuration (number of mp-rp)	1-4	
MCCH data rate	7.2 kbs	
Max. total lengths of MCCH PER-encoded messages	1 k octets	1152 octets

11.1.1.1.2 Default2 MCCH information scheduling (mp 2.56s)

MCCH configuration parameters	Values	Comments
Modification period (mp)	256 frames	2.56s. Modification period coefficient = 8
Repetition period (rp)	128 frames	1.28s. Repetition period coefficient = 1
MCCH configuration (number of mp-rp)	1-2	
MCCH data rate	7.2 kbs	
Max. total lengths of MCCH PER-encoded messages	1 k octets	1152 octets

11.1.1.1.3 Longest MCCH information scheduling (mp 10.24s)

MCCH configuration parameters	Values	Comments
Modification period (mp)	1024 frames	10.24s. Modification period coefficient = 10
Repetition period (rp)	256 frames	2.56s. Repetition period coefficient = 2
MCCH configuration (number of mp-rp)	1-4	
MCCH data rate	7.2 kbs	
Max. total lengths of MCCH PER-encoded messages	2 k octets	2304 octets

11.1.1.1.4 Shortest MCCH information scheduling (mp 1.28s)

MCCH configuration parameters	Values	Comments
Modification period (mp)	128 frames	1.28 s. Modification period coefficient = 7
Repetition period (rp)	64 frames	0.64 s. Repetition period coefficient = 1
MCCH configuration (number of mp-rp)	1-2	
MCCH data rate	7.2 kbs	
Max. total lengths of MCCH PER-encoded messages	0.5 k octets	576 octets

11.2.1.2 IMB

MCCH is configured stand-alone on a separate SCCPCH for testing MBSFN. Four typical MCCH scheduling configurations are included in this clause. The MCCH RB is found in clause 6.11.7.4.1.1.

11.2.1.2.1 Default1 MCCH information scheduling (mp 5.12s)

MCCH configuration parameters	Values	Comments
Modification period (mp)	512 frames	5.12s. Modification period coefficient = 9
Repetition period (rp)	128 frames	1.28s. Repetition period coefficient = 2
MCCH configuration (number of mp-rp)	1-4	
MCCH data rate	7.6 kbs	
Max. total lengths of MCCH PER-encoded messages	1 k octets	1216 octets

11.1.1.2.2 Default2 MCCH information scheduling (mp 2.56s)

MCCH configuration parameters	Values	Comments
Modification period (mp)	256 frames	2.56s. Modification period coefficient = 8
Repetition period (rp)	128 frames	1.28s. Repetition period coefficient = 1
MCCH configuration (number of mp-rp)	1-2	
MCCH data rate	7.6 kbs	
Max. total lengths of MCCH PER-encoded messages	1 k octets	1216 octets

11.1.1.2.3 Longest MCCH information scheduling (mp 10.24s)

MCCH configuration parameters	Values	Comments
Modification period (mp)	1024 frames	10.24s. Modification period coefficient = 10
Repetition period (rp)	256 frames	2.56s. Repetition period coefficient = 2
MCCH configuration (number of mp-rp)	1-4	
MCCH data rate	7.6 kbs	
Max. total lengths of MCCH PER-encoded messages	2 k octets	2432 octets

11.1.1.2.4 Shortest MCCH information scheduling (mp 1.28s)

MCCH configuration parameters	Values	Comments
Modification period (mp)	128 frames	1.28 s. Modification period coefficient = 7
Repetition period (rp)	64 frames	0.64 s. Repetition period coefficient = 1
MCCH configuration (number of mp-rp)	1-2	
MCCH data rate	7.6 kbs	
Max. total lengths of MCCH PER-encoded messages	0.5 k octets	608 octets

11.2.2 MCCH messages transmission in test

This clause provides rules for MCCH message transmission for MBMS testing on MBSFN clusters.

A whole set of MCCH messages is repeatedly transmitted.

The sending of the whole set of critical MCCH information messages is started at the first TTI of a repetition period.

If an MBMS service is changed, this will be notified on MICH during one entire modification period before the change occurs. The service should then appear in MBMS MODIFIED SERVICES INFORMATION for one modification period, and then in the next modification period move to MBMS UNMODIFIED SERVICES INFORMATION. The MBMS MODIFIED SERVICES INFORMATION message should be transmitted once per repetition period throughout the modification period. All MCCH messages will contain the same content during and after this service change, except for MBMS MODIFIED SERVICES INFORMATION and MBMS UNMODIFIED SERVICES INFORMATION, unless stated otherwise in the test procedure.

11.2.3 Combinations and transmission order of critical MCCH messages

Combination Id	Ordered message combinations	comment
C1	MBMS MODIFIED SERVICES INFORMATION (empty services_list) + MBMS UNMODIFIED SERVICES INFORMATION + MBMS GENERAL INFORMATION	No session ongoing.
C2	MBMS MODIFIED SERVICES INFORMATION (empty services_list) + MBMS UNMODIFIED SERVICES INFORMATION + MBMS GENERAL INFORMATION + MBMS COMMON P-T-M RB INFORMATION + MBMS CURRENT CELL P-T-M RB INFORMATION	PTM sessions are ongoing, no service modification
C3	Reserved	
C4	MBMS MODIFIED SERVICES INFORMATION + MBMS GENERAL INFORMATION + MBMS COMMON RB INFORMATION + MBMS CURRENT CELL P-T-M RB INFORMATION + MBMS UNMODIFIED SERVICES INFORMATION	PTM sessions are ongoing or starting, service modification indicated (for one modification period)
C5	Reserved	
C6	MBMS MODIFIED SERVICES INFORMATION (empty services_list) + MBMS UNMODIFIED SERVICES INFORMATION (empty services_list) + MBMS GENERAL INFORMATION	No MBMS services
C7	Reserved	

NOTE 1: MBSFN test cases shall use message combinations C2 and C4 by default, according to the rules in clause 11.2.2, unless stated otherwise.

NOTE 2: If combination C6 is used in the initial condition, then the list of services in MBMS UNMODIFIED SERVICES INFORMATION will be empty. Then if any service is modified this will be added to the list, so the list of services will grow during the test (e.g. C6->C4->C2). If combination C1 is used in the initial condition then a total of 8 services will always be included in MBMS UNMODIFIED SERVICES INFORMATION and MBMS MODIFIED SERVICES INFORMATION (e.g. C1->C4->C2).

11.2.4 MBSFN service availability

11.2.4.1 Non-IMB

By default a total of 14 MBMS services are defined. However, in each cell only a selection of these services are available.

The default cell environment comprising Cell 31 to Cell 38 is configured to simulate four geographical service areas. In each service area there is one cell (cluster) on carrier frequency f1 (referred to as the Dedicated National Carrier) providing only nationally available services and another cell (cluster) on carrier frequency f2 (referred to as the Mixed Local/National Carrier) providing a mix of national and local services. By default all cells will provide notification of all services available in that service area. The default allocation of cells to carrier frequencies is defined by a combination of clause 6.1 and clause 5.1.2.

Cell 31, Cell 32, Cell 37 and Cell 38 will by default provide Dedicated National Carrier services. Cell 33, Cell 34, Cell 35 and Cell 36 will by default provide Mixed Local/National Carrier services. The default service availability in each cell is given in Table 11.2.4-1.

Table 11.2.4-1: Default Service Availability in Cell 31 - Cell 38

MBMS Service ID	Cell 31	Cell 32	Cell 33	Cell 34	Cell 35	Cell 36	Cell 37	Cell 38	Comments
000001	X	X					X	X	National service 1
000002	X	X					X	X	National service 2
000003	X	X					X	X	National service 3
000004	X	X					X	X	National service 4
000005			X	X	X	X			National service 5
000006			X	X	X	X			National service 6
010001			X						Service Area 1 local service 1
010002			X						Service Area 1 local service 2
020001				X					Service Area 2 local service 1
020002				X					Service Area 2 local service 2
030001					X				Service Area 3 local service 1
030002					X				Service Area 3 local service 2
040001						X			Service Area 4 local service 1
040002						X			Service Area 4 local service 2

11.2.4.2 IMB

A total of 6 MBMS services are defined. However, in each cell only a selection of these services are available.

The default cell environment comprising Cell 31 to Cell 38 is configured to simulate four geographical service areas. By default all cells will provide notification of all services available in that service area. The default allocation of cells to carrier frequencies is defined by a combination of clause 6.1 and clause 5.1.2.

The default service availability in each cell is given in Table 11.2.4-2.

Table 11.2.4-2: Default Service Availability in Cell 31 - Cell 38

MBMS Service ID	Cell 31	Cell 32	Cell 33	Cell 34	Cell 35	Cell 36	Cell 37	Cell 38	Comments
000001	X	X					X	X	National service 1
000002	X	X					X	X	National service 2
000003	X	X					X	X	National service 3
000004	X	X					X	X	National service 4
000005			X	X	X	X			National service 5
000006			X	X	X	X			National service 6

Annex A to C (informative):
Void

Annex D (informative): Change history

Meeting-1st-Level	Doc-1st-Level	CR	Rev	Subject	Cat	Version-Current	Version-New	Doc-2nd-Level
TP-08				Approval of the specification		2.0.0	3.0.0	
TP-09	TP-000131	001		RRC Message Contents: RLCSize	C	3.0.1	3.1.0	T1-000190
TP-09	TP-000131	002		RRC Message Contents: RLCParam	C	3.0.1	3.1.0	T1-000191
TP-09	TP-000131	003		RRC Message Contents: PCPreamble	C	3.0.1	3.1.0	T1-000192
TP-09	TP-000131	004		RRC Message Contents: RBIdentity	C	3.0.1	3.1.0	T1-000193
TP-09	TP-000131	005		RRC Message Contents: TrCHParam	C	3.0.1	3.1.0	T1-000194
TP-09	TP-000131	006		RRC Message Contents: UECapability	C	3.0.1	3.1.0	T1-000195
TP-09	TP-000131	007		RRC Message Contents: RBMapping	C	3.0.1	3.1.0	T1-000196
TP-09	TP-000131	008		RRC Message Contents: PagingCause	C	3.0.1	3.1.0	T1-000197
TP-09	TP-000131	009		RRC Message Contents: CipheringAndIntegrity	C	3.0.1	3.1.0	T1-000198
TP-09	TP-000131	010		RRC Message Contents: RLCInfo	C	3.0.1	3.1.0	T1-000199
TP-09	TP-000131	011		RRC Message Contents: CompressedMode	C	3.0.1	3.1.0	T1-000200
TP-09	TP-000131	012		RRC Message Contents: SIB	C	3.0.1	3.1.0	T1-000201
TP-09	TP-000131	013		RRC Message Contents: PhyCH	D	3.0.1	3.1.0	T1-000202
TP-09	TP-000131	014		RRC Message Contents: Measurement	C	3.0.1	3.1.0	T1-000203
TP-09	TP-000131	015		RRC Message Contents: TFCS	C	3.0.1	3.1.0	T1-000204
TP-09	TP-000131	016		RRC Message Contents: DPCHFrameOffset	C	3.0.1	3.1.0	T1-000205
TP-09	TP-000131	017		Test USIM Parameters	F	3.0.1	3.1.0	T1-000215
TP-09	TP-000131	018		Correction to definition of the test algorithm for authentication (clause 8.1.2)	F	3.0.1	3.1.0	T1-000164
TP-09	TP-000131	019		Reference Radio Bearer Configurations	F	3.0.1	3.1.0	T1-000212
TP-09	TP-000131	020		TDD Single mode	F	3.0.1	3.1.0	T1-000220
TP-10	TP-000215	021		Common generic procedure for AS testing	B	3.1.0	3.2.0	T1-000294
TP-10	TP-000215	022		Requirements for the system simulator for support of Tcell parameter	F	3.1.0	3.2.0	T1-000303
TP-10	TP-000215	023		Minimum Performance Levels	F	3.1.0	3.2.0	T1-000306
TP-10	TP-000215	024		Downlink signal conditions and propagation conditions	D	3.1.0	3.2.0	T1-000307
TP-10	TP-000215	025		Updating 34.108 v3.1.0 to TDD single mode	F	3.1.0	3.2.0	T1-000281
TP-10	TP-000215	026		Application of integrity mode protection to signalling message by default	F	3.1.0	3.2.0	T1-000296
TP-10	TP-000215	027		Updates to the default message contents in clause 9	C	3.1.0	3.2.0	T1-000282
TP-10	TP-000215	028		Updates to System Information Block (SIB) and Master Information Block (MIB) messages	C	3.1.0	3.2.0	T1-000283
TP-10	TP-000215	029		Application of ciphering during conformance testing	C	3.1.0	3.2.0	T1-000285
TP-10	TP-000215	030		Addition for System Information parameters (34.108 clause 6.1)	F	3.1.0	3.2.0	T1-000304
TP-10	TP-000215	031		Correction for Generic Setup Procedures (34.108 clause 7.2)	F	3.1.0	3.2.0	T1-000305
TP-11	TP-010018	032		Default radio conditions for multi-cell environment	F	3.2.0	3.3.0	T1-010078
TP-11	TP-010018	033		Correction for Generic Setup Procedures (34.108 clause 7.2)	F	3.2.0	3.3.0	T1-010079
TP-11	TP-010018	034		Corrections for Test USIM Parameters(34.108 clause 8)	F	3.2.0	3.3.0	T1-010080
TP-11	TP-010018	035		Correction of clause number in TS 34.108.	D	3.2.0	3.3.0	T1-010081
TP-11	TP-010018	036		Update of authentication test algorithm	C	3.2.0	3.3.0	T1-010082
TP-11	TP-010018	037		Updates to clause 9 of TS 34.108 v3.2.0	F	3.2.0	3.3.0	T1-010084
TP-11	TP-010018	038		Updating to TDD single mode	F	3.2.0	3.3.0	T1-010088
TP-11	TP-010018	039		Simulated network environments for TDD mode (SIB)	F	3.2.0	3.3.0	T1-010089
TP-12	TP-010118	040		Corrections to clause 6.10 FDD parameters	F	3.3.0	3.4.0	T1-010205
TP-12	TP-010118	041		Corrections to clause 6.10 TDD parameters	F	3.3.0	3.4.0	T1-010206
TP-12	TP-010118	042		Adding section for radio bearer configurations intended for functional testing	D	3.3.0	3.4.0	T1-010210
TP-12	TP-010118	043		Update of list of abbreviations	D	3.3.0	3.4.0	T1-010211
TP-12	TP-010118	044		Updates to clause 6.1 and 9	F	3.3.0	3.4.0	T1-010212
TP-12	TP-010118	045		Updates to clause 7.4	F	3.3.0	3.4.0	T1-010213
TP-12	TP-010118	046		clause 6.1: System Information Blocks for TDD Mode	F	3.3.0	3.4.0	T1-010214
TP-12	TP-010118	047		Editorial corrections and removal of a reference document	F	3.3.0	3.4.0	T1-010215
TP-13	TP-010215	048		Correction to reference	F	3.4.0	3.5.0	T1-010275
TP-13	TP-010215	049		Editorial modification for References	F	3.4.0	3.5.0	T1-010276
TP-13	TP-010215	050		Some corrections in clause 5	F	3.4.0	3.5.0	T1-010277
TP-13	TP-010215	051		Update to Scope Statement	F	3.4.0	3.5.0	T1-010278
TP-13	TP-010215	052		Clause 6.10 Definition of RB configurations, TDD parameters	F	3.4.0	3.5.0	T1-010279
TP-13	TP-010215	053		Updates to clause 6.1, clause 7.4 and clause 9	F	3.4.0	3.5.0	T1-010280
TP-13	TP-010215	054		Clause 6.1: Default radio conditions for Signalling tests	F	3.4.0	3.5.0	T1-010281

Meeting-1st-Level	Doc-1st-Level	CR	Rev	Subject	Cat	Version-Current	Version-New	Doc-2nd-Level
TP-13	TP-010215	055		Correction of Radio Bearer Configurations for FDD Mode	F	3.4.0	3.5.0	T1-010282
TP-13	TP-010215	056		Correction of Radio Bearer Configurations for TDD Mode	F	3.4.0	3.5.0	T1-010283
TP-13	TP-010215	057		Changes to Signalling Radio Bearer (SRB) numbering	F	3.4.0	3.5.0	T1-010284
TP-13	TP-010215	058		Missing bearers in tables 6.10.2.1.1 and 6.10.3.1.1	F	3.4.0	3.5.0	T1-010285
TP-13	TP-010215	059		Correction of system information block 5	F	3.4.0	3.5.0	T1-010286
TP-13	TP-010215	060		Introducing of 1.28 Mcps TDD Mode in clauses 4, 5 and 6	F	3.4.0	4.0.0	T1-010287
TP-13	TP-010215	061		Introduction of System Information Blocks for 1.28 Mcps TDD Mode	F	3.4.0	4.0.0	T1-010288
TP-13	TP-010215	062		Introduction of typical radio parameters for 1.28 McpsTDD	F	3.4.0	4.0.0	T1-010289
TP-13	TP-010215	063		Clause 6.11 RBs for RLC and PDCP testing	F	3.4.0	3.5.0	T1-010290
TP-14	TP-010285	065	1	Correction to 6.1 Contents of System Information Blocks	A	4.0.0	4.1.0	T1-010475
TP-14	TP-010285	067	1	Corrections to clause 6.1, 7.4 and 9	A	4.0.0	4.1.0	T1-010473
TP-14	TP-010258	069		Reference Radio Conditions	A	4.0.0	4.1.0	T1-010461
TP-14	TP-010258	071		Modification of Test procedures for RF tests	A	4.0.0	4.1.0	T1-010463
TP-14	TP-010258	073		Default message contents for RF tests	A	4.0.0	4.1.0	T1-010465
TP-14	TP-010258	075		Correction to 6.10 Reference Radio Bearer configurations	A	4.0.0	4.1.0	T1-010467
TP-14	TP-010258	077		Definition of default value of rate matching attribute	A	4.0.0	4.1.0	T1-010469
TP-14	TP-010258	079		Update of clause 7.4 and 6.10	A	4.0.0	4.1.0	T1-010471
TP-14	TP-010292	081		Correction on introduction of clause 6.10	A	4.0.0	4.1.0	--
TP-15	TP-020038	083		Replacement of Block STTD by Space Code Transmit Diversity (SCTD) (Rel-4)	A	4.1.0	4.2.0	T1-020092
TP-15	TP-020038	085		Update of reference radio conditions (Rel-4)	A	4.1.0	4.2.0	T1-020098
TP-15	TP-020038	087		Update of system reference configurations and default messages (Rel-4)	A	4.1.0	4.2.0	T1-020100
TP-15	TP-020038	089		Corrections to 34108-410	A	4.1.0	4.2.0	T1-020102
TP-15	TP-020038	091		Introduction of new Reference RABs (Rel-4)	A	4.1.0	4.2.0	T1-020195
TP-15	TP-020038	094		Update of SIBs for TDD (both modes) in TS 34.108 (Rel4)	F	4.1.0	4.2.0	T1-020107
TP-15	TP-020038	095		Clarification of bit rate of Interactive/Background PS RAB function (Rel-4)	A	4.1.0	4.2.0	T1-020184
				Correction of CR implementation errors in clauses: 6.10.2.2 and 6.10.2.4.1.58.2.1.1		4.2.0	4.2.1	
TP-16	TP-020141	108		Clause 7(reference) Update of generic setup procedures to use 13.6 kbps SRB in RRC connection establishment TDD (3.84 Mcps and 1.28 Mcps)	F	4.2.1	4.3.0	T1-020289
TP-16	TP-020141	109		Correction to clause 7.3.3.4 RADIO BEARER SETUP message	A	4.2.1	4.3.0	T1-020291
TP-16	TP-020141	110		Change of RM attribute of DL:3.4 kbps SRBs for DCCH in for REL4	A	4.2.1	4.3.0	T1-020292
TP-16	TP-020141	111		New additional RAB configuration (R1-020669) for REL4	A	4.2.1	4.3.0	T1-020293
TP-16	TP-020141	112		Correction of Puncturing Limit for RABs for REL4	A	4.2.1	4.3.0	T1-020294
TP-16	TP-020141	113		Test USIM	A	4.2.1	4.3.0	T1-020295
TP-16	TP-020141	114		Clause 6.1 (SIBs) Rel-4 (3.84 Mcps and 1.28 Mcps TDD)	F	4.2.1	4.3.0	T1-020296
TP-16	TP-020141	115		Clause 6.10 References for TDD about Clarification of bit rate of Interactive/Background PS RAB	A	4.2.1	4.3.0	T1-020297
TP-16	TP-020141	116		Correction to default message in clause 9 for Rel4	A	4.2.1	4.3.0	T1-020298
TP-16	TP-020141	117		Correction to clause 6.1 for Rel4	A	4.2.1	4.3.0	T1-020299
TP-16	TP-020141	118		WCDMA1800 additions for Rel4	A	4.2.1	4.3.0	T1-020300
TP-16	TP-020141	119		Clause 9.1 Default message contents for TDD (3.84 Mcps and 1.28 Mcps) R4	F	4.2.1	4.3.0	T1-020301
TP-16	TP-020141	121		Update of generic setup procedures to use 13.6 kbps SRB in RRC connection establishment	A	4.2.1	4.3.0	T1-020434
TP-17	TP-020184	123	-	Alignment of reference configurations on S-CCPCH with default system information messages	A	4.3.0	4.4.0	T1-020503
TP-17	TP-020184	125	-	Addition of reference compressed mode pattern	A	4.3.0	4.4.0	T1-020505
TP-17	TP-020184	127	-	Corrections to default message contents as T1S-020347rev1	A	4.3.0	4.4.0	T1-020507
TP-17	TP-020184	129	-	Additional default message contents for RF Testing	A	4.3.0	4.4.0	T1-020509
TP-17	TP-020184	131	-	Corrections related to SIB11, SIB12 and to the MEASUREMENT CONTROL message	A	4.3.0	4.4.0	T1-020527
TP-17	TP-020184	133	-	Corrections to clause 6.1 (T1S-020349rev1)	A	4.3.0	4.4.0	T1-020530
TP-17	TP-020184	135	-	Introduction of reference configurations on S-CCPCH and PRACH with two interactive PS domain RABs	A	4.3.0	4.4.0	T1-020539
TP-17	TP-020184	137	-	Removal of reference radio bearer configurations for unidirectional streaming CS RABa above 64 kbps	A	4.3.0	4.4.0	T1-020541

Meeting-1st-Level	Doc-1st-Level	CR	Rev	Subject	Cat	Version-Current	Version-New	Doc-2nd-Level
TP-17	TP-020184	140	-	Some corrections and updates in clause 6.1 for TDD mode	F	4.3.0	4.4.0	T1-020576
TP-17	TP-020184	142	-	Inclusion of default message contents for RF in clause 9.2 for TDD mode	F	4.3.0	4.4.0	T1-020578
TP-18	TP-020293	144	-	Correction to default messages in 9.1 and 9.2	A	4.4.0	4.5.0	T1-020658
TP-18	TP-020293	146	-	Corrections in the TDD test frequencies according to core specs	A	4.4.0	4.5.0	T1-020674
TP-18	TP-020293	148	-	Addition of alternative configuration using Turbo Coding for Interactive or background / UL:8 DL:8 kbps / PS RAB + UL:3.4 DL:3.4 kbps SRBs for DCCH	A	4.4.0	4.5.0	T1-020694
TP-18	TP-020293	150	-	Correction to content of clause 6.10.2.	A	4.4.0	4.5.0	T1-020709
TP-18	TP-020293	152	-	Correction to SIB 11/12 definition	A	4.4.0	4.5.0	T1-020712
TP-18	TP-020293	154	-	Reference Measurement Channels	A	4.4.0	4.5.0	T1-020768
TP-18	TP-020293	156	-	Transferring system information definition using ASN.1 description to PRD	A	4.4.0	4.5.0	T1-020778
TP-18	TP-020293	158	-	Correction to RLC RAB TFCS	A	4.4.0	4.5.0	T1-020780
TP-18	TP-020293	160	-	Default Message contents : Correction from CRs approved in RP17meeting	A	4.4.0	4.5.0	T1-020783
TP-18	TP-020293	162	-	Corrections to SIB1 to SIB6	A	4.4.0	4.5.0	T1-020799
TP-18	TP-020293	164	-	Correction to RAB configurations as revision of T1S020756	A	4.4.0	4.5.0	T1-020801
TP-18	TP-020293	166	-	Parameter addition for Reference RABs based on LS from RAN2	A	4.4.0	4.5.0	T1-020803
TP-18	TP-020293	168	-	Addition to clause 7.4 for multi call as T1S-020577rev2 (revision to T1S020820)	A	4.4.0	4.5.0	T1-020818
TP-18	TP-020293	169	-	RAB Combinations for IMS Services	F	4.4.0	4.5.0	T1-020819
TP-18	TP-020293	171	-	Correction to Contents of the Scheduling Block System Information in clause 6.1.3.	F	4.4.0	4.5.0	T1-020844
TP-19	TP-030044	173	-	RAB Removal from Rel-4 TS 34.108 as T1S030002rev1	A	4.5.0	4.6.0	T1-030037
TP-19	TP-030044	175	-	Combine all Radio Bearer Setup messages into one table	A	4.5.0	4.6.0	T1-030040
TP-19	TP-030044	177	-	Corrections to SB and SIB configurations in clause 6.1 as T1S030046rev1	A	4.5.0	4.6.0	T1-030042
TP-19	TP-030044	179	-	Correction to TS 34.108 Rel-4 ; PAGING TYPE1 message (Packet in PS)	A	4.5.0	4.6.0	T1-030044
TP-19	TP-030044	181	-	Clarification of authentication test algorithm and GSM cipher key	A	4.5.0	4.6.0	T1-030046
TP-19	TP-030044	183	-	Addition of simulated network environment for inter-RAT test cases	A	4.5.0	4.6.0	T1-030048
TP-19	TP-030044	185	-	Corrections to SIB1 to align with default values for LAC and RAC in 51.010-1.	A	4.5.0	4.6.0	T1-030050
TP-19	TP-030044	187	-	Addition of default inter-RAT handover messages	A	4.5.0	4.6.0	T1-030052
TP-19	TP-030044	189	-	Correction of activation time IEs in default messages	A	4.5.0	4.6.0	T1-030054
TP-19	TP-030044	191	-	Correction to default SECURITY MODE COMMAND message	A	4.5.0	4.6.0	T1-030056
TP-19	TP-030044	193	-	Addition of option for UL CM only in default reference CM patterns	A	4.5.0	4.6.0	T1-030058
TP-19	TP-030044	195	-	Introduction of a reference RB configuration for RMC for BTFD tests (Rel4)	A	4.5.0	4.6.0	T1-030060
TP-19	TP-030044	197	-	Update of the RRC connection request messages in 34.108 Rel4	A	4.5.0	4.6.0	T1-030063
TP-19	TP-030043	198	-	Introduction of Conversational PS RABs in Rel-4 TS 34.108 as T1S030003rev1	F	4.5.0	4.6.0	T1-030107
TP-19	TP-030043	200	-	Update of default parameters for 1 to 8 cell environments (TDD), clause 6.1.4, Rel-4	A	4.5.0	4.6.0	T1-030208
TP-19	TP-030043	202	-	Update of Multi-cell environment for default radio conditions (TDD), clause 6.1.6 (Inclusion of cell 4), Rel-4	A	4.5.0	4.6.0	T1-030210
TP-19	TP-030043	204	-	Modification to Generic Registration Procedures	A	4.5.0	4.6.0	T1-030222
TP-19	TP-030043	206	-	Update of default configurations to enable testing of low end UE	A	4.5.0	4.6.0	T1-030228
TP-20	TP-030098	208	-	Reinstate parameters for Interactive or background /UL:64 kbps / PS RAB	A	4.6.0	4.7.0	T1-030437
TP-20	TP-030098	210	-	Correction to Figure 7.4.1.1 (Rel-4)	A	4.6.0	4.7.0	T1-030483
TP-20	TP-030098	212	-	Update of SIB 11 and 12 in clause 6.1.0b in TS 34.108 (TDD)	A	4.6.0	4.7.0	T1-030507
TP-20	TP-030098	214	-	Update of Default parameters for 1 to 8 cell environments in TS 34.108 (TDD)	A	4.6.0	4.7.0	T1-030509
TP-20	TP-030098	216	-	Correction of default messages according to 25331 CR1823	A	4.6.0	4.7.0	T1-030632
TP-20	TP-030098	218	-	Clause 8.2: Definition of default values for authentication key K on test USIM	A	4.6.0	4.7.0	T1-030644

Meeting-1st-Level	Doc-1st-Level	CR	Rev	Subject	Cat	Version-Current	Version-New	Doc-2nd-Level
TP-20	TP-030098	219	-	Update of Reconfiguration messages	A	4.6.0	4.7.0	T1-030692
TP-20	TP-030098	221	-	Correction to RADIO BEARER RELEASE and RRC CONNECTION SETUP messages (Revision of T1-030569)	A	4.6.0	4.7.0	T1-030699
TP-20	TP-030140	226	-	Correction to default SIB5 (FDD)	A	4.6.0	4.7.0	T1-030745
TP-21	TP-030191	228	-	CR to 34.108, Rel-4, Clarification of seg_count in 6.1.0a.3	A	4.7.0	4.8.0	T1-030827
TP-21	TP-030191	230	-	General correction in clause 7.4 for Common generic procedures for AS testing	A	4.7.0	4.8.0	T1-030976
TP-21	TP-030191	233	-	Incorrect activation time in CELL_FACH state .	A	4.7.0	4.8.0	T1-031064
TP-21	TP-030191	235	-	Incorrect Transport channel Parameters	A	4.7.0	4.8.0	T1-031066
TP-21	TP-030191	237	-	Corrections to TS 34.108 common procedures in clause 7.4 of Rel-4 of TS 34.108	A	4.7.0	4.8.0	T1-031095
TP-21	TP-030191	239	-	Removal of RLC AM in the Default Message Content	A	4.7.0	4.8.0	T1-031151
TP-21	TP-030191	242	-	CR 34.108 Rel-4: Manual attach in State 7 Registered Idle Mode on CS/PS	A	4.7.0	4.8.0	T1-031175
TP-21	TP-030191	244	-	URA Identity in Cell Update Confirm and URA Update Confirm	A	4.7.0	4.8.0	T1-031179
TP-21	TP-030191	246	-	CR to 34.108 R4; Correction to specification to reflect a change already approved in TTCN CR T1-030396	A	4.7.0	4.8.0	T1-031241
TP-21	TP-030191	248	-	CR to 34.108 REL-4; Correction to clause 7.3 Test procedures for RF test	A	4.7.0	4.8.0	T1-031251
TP-21	TP-030191	240	-	RB configuration for the support of wideband AMR speech telephony services	F	4.7.0	4.8.0	T1-031154
TP-22	TP-030279	251	1	Addition of Default message contents for TDD	F	4.8.0	4.9.0	T1-031659
TP-22	TP-030279	252	1	Addition of Default message contents for TDD	F	4.8.0	4.9.0	T1-031660
TP-22	TP-030279	253	1	Addition of Default message contents for TDD	F	4.8.0	4.9.0	T1-031661
TP-22	TP-030279	254	1	Addition of Default message contents for TDD	F	4.8.0	4.9.0	T1-031662
TP-22	TP-030279	255	1	Addition of Default message contents for TDD	F	4.8.0	4.9.0	T1-031663
TP-22	TP-030279	256	1	Addition of Default message contents for TDD	F	4.8.0	4.9.0	T1-031664
TP-22	TP-030279	257	1	Addition of Default message contents for TDD	F	4.8.0	4.9.0	T1-031665
TP-22	TP-030279	258	1	Addition of Default message contents for TDD	F	4.8.0	4.9.0	T1-031666
TP-22	TP-030279	260	2	CR on PAGING TYPE 1, RRC CONNECTION REQUEST and RRC CONNECTION SETUP messages for MT RR Connection	A	4.8.0	4.9.0	T1-031596
TP-22	TP-030279	262		CR 34.108 Rel-4: EFRPLMNACT (RPLMN Last used Access Technology) removed	A	4.8.0	4.9.0	T1-031381
TP-22	TP-030279	264	1	Update of default messages for RRC CONNECTION SETUP and SECURITY MODE COMMAND	A	4.8.0	4.9.0	T1-031547
TP-22	TP-030279	266	1	Description and corrections of channels for minimum performance levels, TDD mode.	F	4.8.0	4.9.0	T1-031645
TP-22	TP-030279	268	1	Test frequencies of UMTS800MHz band VI	A	4.8.0	4.9.0	T1-031555
TP-22	TP-030279	269		CR 34.108 Rel-4: Addition of Bearer combination for Interactive/background UL 64 kbps DL 768 kbps for Rel-5	F	4.8.0	4.9.0	T1-031441
TP-22	TP-030279	271	1	Update of generic test procedure for TX, RX and Performance Requirement	A	4.8.0	4.9.0	T1-031610
TP-22	TP-030279	273	1	Introduction of generic test procedure for RRM handover test cases	A	4.8.0	4.9.0	T1-031608
TP-22	TP-030279	275	1	Correction of CM TGD parameter	A	4.8.0	4.9.0	T1-031591
TP-22	TP-030279	277	1	Corrections to default message contents of Radio Bearer Release	F	4.8.0	4.9.0	T1-031594
TP-22	TP-030279	279	1	Modification to default DPCCCH_Power_offset value	A	4.8.0	4.9.0	T1-031598
TP-22	TP-030279	283		Correction of TFCS for radio bearer combination 6.10.2.4.1.51b	A	4.8.0	4.9.0	T1-031527
TP-23	TP-040037	284	-	New Radio Bearer Setup (FDD) message for RF (Revision of T1-040258)	F	4.9.0	4.10.0	T1-040417
TP-23	TP-040037	287	-	Corrections to default message contents of RRC Connection Setup message -> 2nd change not implemented (not implementable)	A	4.9.0	4.10.0	T1-040080
TP-23	TP-040037	289	-	Correction to Default parameters for Cells 1 to 8 in MultiPLMN cell environments - Rel-4	A	4.9.0	4.10.0	T1-040095
TP-23	TP-040037	291	-	Corrections to TDD HCR RABs	A	4.9.0	4.10.0	T1-040103
TP-23	TP-040037	296	-	LCR Corrections to TDD RABs merge of T1-040104 , T1-040201 and T1-040203	F	4.9.0	4.10.0	T1-040299
TP-23	TP-040037	298	-	Correction to handling of Entered Parameter IE in default contents for Initial Direct Transfer	A	4.9.0	4.10.0	T1-040411
TP-23	TP-040037	300	-	The diverse operation in TDD mode updating according to the core specification	A	4.9.0	4.10.0	T1-040368
TP-23	TP-040037	302	-	correction of measurement control default message contents for TDD -> Not implemented (not implementable)	F	4.9.0	4.10.0	T1-040370

Meeting-1st-Level	Doc-1st-Level	CR	Rev	Subject	Cat	Version-Current	Version-New	Doc-2nd-Level
TP-23	TP-040037	303	-	correction of RADIO BEARER SETUP default message contents for 1.28 Mcps TDD	F	4.9.0	4.10.0	T1-040371
TP-23	TP-040037	304	-	Correction of RADIO BEARER RELEASE default message contents for TDD: AM or UM (1.28 Mcps TDD)	F	4.9.0	4.10.0	T1-040372
TP-23	TP-040037	305	-	Contents of RRC CONNECTION SETUP message: UM (Transition to CELL_DCH) (1.28 Mcps TDD) -> Not implemented (not implementable)	F	4.9.0	4.10.0	T1-040373
TP-23	TP-040037	292	-	New I/B UL:64 DL:768 kbps PS RAB misplaced	F	4.10.0	5.0.0	T1-040109
TP-23	TP-040037	294	-	Generic setup procedure and default message contents for HSDPA (as of T1-040069rev1)	F	4.10.0	5.0.0	T1-040271
TP-23	TP-040037	295	-	Baseline radio bearer combination for HSDPA support	B	4.10.0	5.0.0	T1-040273
TP-24	TP-040112	308	-	Correction to IEs "START" and "ul_CounterSynchronisationInfo".	F	5.0.0	5.1.0	T1-040512
TP-24	TP-040112	309	-	Correction to HSDPA reference radio bearer configurations	F	5.0.0	5.1.0	T1-040522
TP-24	TP-040112	310	-	Addition of test procedure for HSDPA RF testing	F	5.0.0	5.1.0	T1-040546
TP-24	TP-040112	315	-	Corrections to default RRC messages	F	5.0.0	5.1.0	T1-040593
TP-24	TP-040112	318	-	Change of default LAC/RAC for inter-RAT test cases	A	5.0.0	5.1.0	T1-040656
TP-24	TP-040112	319	-	Contents of Physical channel Reconfiguration message modified to incorporate transition to URA_PCH or CELL_PCH	F	5.0.0	5.1.0	T1-040673
TP-24	TP-040112	320	-	Correction of reference test frequencies for UMTS800(band VI)	F	5.0.0	5.1.0	T1-040701
TP-24	TP-040112	325	-	Update of generic setup procedures in clauses 7.3.4 and 7.3.5.	A	5.0.0	5.1.0	T1-040754
TP-24	TP-040112	326	-	Physical channel parameters for AM RLC 7 bit Length Indicator TestCases (Rel-5)	F	5.0.0	5.1.0	T1-040902
TP-24	TP-040112	327	-	Corrections to the default contents of Security Mode Command (Rel-5)	F	5.0.0	5.1.0	T1-040903
TP-24	TP-040112	330	-	Corrections to Contents of Scheduling Block 1 (FDD)	F	5.0.0	5.1.0	T1-040909
TP-24	TP-040112	331	-	Corrections to Contents of PHYSICAL CHANNEL RECONFIGURATION message: AM or UM	F	5.0.0	5.1.0	T1-040911
TP-24	TP-040112	332	-	Corrections to Contents of RRC CONNECTION SETUP message: UM	F	5.0.0	5.1.0	T1-040913
TP-24	TP-040112	333	-	RADIO BEARER SETUP message (FDD) for Test Loop Mode2.	F	5.0.0	5.1.0	T1-040917
TP-24	TP-040112	335	-	Changes to establish one version of 34.108 covering all releases	A	5.0.0	5.1.0	T1-040931
TP-24	TP-040112	338	-	Addition of generic test procedure for AS test cases using the test loop	A	5.0.0	5.1.0	T1-040934
TP-24	TP-040112	339	-	Corrections to LCR TDD RABs	F	5.0.0	5.1.0	T1-040935
TP-25	TP-040157	343	-	Correction to generic test procedure in clause 7.4.2.6a.	F	5.1.0	5.2.0	T1-041040
TP-25	TP-040157	344	-	Addition of default messages for Signalling (FDD)	F	5.1.0	5.2.0	T1-041044
TP-25	TP-040157	345	-	Minor change to terminology in SRB tables of clause 6.10	F	5.1.0	5.2.0	T1-041140
TP-25	TP-040157	346	-	Default Message Content for System Information Block type 5 (FDD) and type 6 (FDD)	F	5.1.0	5.2.0	T1-041154
TP-25	TP-040157	347	-	Corrections to DCCH Transport channel Parameters for HSDPA RAB	D	5.1.0	5.2.0	T1-041171
TP-25	TP-040157	348	-	Corrections to clause 9	F	5.1.0	5.2.0	T1-041223
TP-25	TP-040157	349	-	Corrections to HCR TDD RAB combinations	F	5.1.0	5.2.0	T1-041235
TP-25	TP-040157	350	-	Adding missing clause 6.10.2.4.1.62.1	F	5.1.0	5.2.0	T1-041252
TP-25	TP-040157	351	-	Modification of AICH power offset in SysInfo 5 and 6.	F	5.1.0	5.2.0	T1-041253
TP-25	TP-040157	352	-	Correction to Default Message Content for Radio Bearer Setup Message.	F	5.1.0	5.2.0	T1-041259
TP-25	TP-040157	353	-	Correction to Default Message Content for Radio Bearer Reconfiguration Message for Condition A6	F	5.1.0	5.2.0	T1-041266
TP-25	TP-040157	354	-	CR to 34.108: introduction of default RB SETUP message from cell_FACH state for HSDPA	F	5.1.0	5.2.0	T1-041298
TP-25	TP-040157	355	-	Corrections to Contents of RADIO BEARER SETUP message: BTFD RMC	F	5.1.0	5.2.0	T1-041317
TP-25	TP-040157	340	-	Resolution of downlink code conflict between OCNS DPCH and S-CCPCH	F	5.1.0	5.2.0	T1-041327
TP-25	TP-040157	361	-	Correction to test procedure for test cases using Cell_PCH or URA_PCH state	F	5.1.0	5.2.0	T1-041346
TP-25	TP-040157	362	-	Removal of DCCH dummy transmission for RF testing	F	5.1.0	5.2.0	T1-041350
TP-25	TP-040157	341	-	Correct title to test procedure for test cases using Cell_PCH or URA_PCH state	F	5.1.0	5.2.0	T1-041354
TP-25	TP-040157	363	-	Addition of intra frequency cell to cell environments	F	5.1.0	5.2.0	T1-041356
TP-25	TP-040157	342	-	Correct primary scrambling code usage in default message contents in clause 9.2.1	F	5.1.0	5.2.0	T1-041365
TP-25	TP-040157	356	-	HSDPA downlink code allocation	F	5.1.0	5.2.0	T1-041374

Meeting-1st-Level	Doc-1st-Level	CR	Rev	Subject	Cat	Version-Current	Version-New	Doc-2nd-Level
TP-25	TP-040157	357	-	Correction to test procedure for test cases using CELL_FACH state	F	5.1.0	5.2.0	T1-041376
TP-25	TP-040157	358	-	Varying DPCH Power Offset according to data transmission rate	F	5.1.0	5.2.0	T1-041416
TP-25	TP-040157	359	-	Corrections to default message for RADIO BEARER SETUP message in clause 9.2.1 (HSDPA RF)	F	5.1.0	5.2.0	T1-041418
TP-25	TP-040157	360	-	Test SIB schedule for two S-CCPCH or two PRACH in 34.108	F	5.1.0	5.2.0	T1-041422
TP-25	TP-040157	364	-	Correction to Default Message Content for Radio Bearer Setup Message re: RM Attribute values	F	5.1.0	5.2.0	T1-041433
TP-26	TP-040233	365	-	CR to 34.108 Rel-5: Correction to default value of Qrxlevmin	F	5.2.0	5.3.0	T1-041532
TP-26	TP-040233	366	-	CR to 34.108 Rel-5: Corrections of the values in 6.11.5.4 for LCR TDD	F	5.2.0	5.3.0	T1-041573
TP-26	TP-040233	367	-	Alignment of Prose to TTCN for SCH power level	F	5.2.0	5.3.0	T1-041584
TP-26	TP-040233	368	-	Addition of new HSDPA RAB configurations with UL 64 kbps	F	5.2.0	5.3.0	T1-041651
TP-26	TP-040233	369	-	Correction to initial conditions and references in clause 7.3	F	5.2.0	5.3.0	T1-041654
TP-26	TP-040233	370	-	Introduction of reference radio bearer combination for PS streaming and downlink rate up to 128 kbps	F	5.2.0	5.3.0	T1-041685
TP-26	TP-040233	371	-	Correction of clause 6.1 (Simulated network environment)	F	5.2.0	5.3.0	T1-041686
TP-26	TP-040233	372	-	Correction to generic Call Setup procedure for mobile terminating circuit switched calls	F	5.2.0	5.3.0	T1-041699
TP-26	TP-040233	373	-	CR to 34.108 Rel-5; Corrections to the default RADIO BEARER SETUP message for HSDPA	F	5.2.0	5.3.0	T1-041754
TP-26	TP-040233	374	-	Physical layer multiplexing configuration in case of AMR and two PS RABs	F	5.2.0	5.3.0	T1-041801
TP-26	TP-040233	375	-	Addition of new HSDPA RAB configurations	F	5.2.0	5.3.0	T1-041802
TP-26	TP-040233	376	-	Introduction of information for tests for Performance requirements for A-GPS.	B	5.2.0	5.3.0	T1-041850
TP-26	TP-040233	377	-	Introduction of UMTS-850 MHz band V	F	5.2.0	5.3.0	T1-041874
TP-26	TP-040233	378	-	CR to TS 34.108 Rel-5; Adding a new test condition for RADIO BEARER RELEASE Procedure (Revision of T1-041716).	F	5.2.0	5.3.0	T1-041933
TP-26	TP-040233	379	-	Update of Reference Radio Bearer for Conversational / speech / UL:5.9 DL:5.9 kbps / CS RAB for DL SF=256	F	5.2.0	5.3.0	T1-041942
TP-26	TP-040233	380	-	CR to 34.108: Correction to the maximum bit rate for HS-PDSCH	F	5.2.0	5.3.0	T1-041943
TP-26	TP-040233	381	-	Alignment of Prose to TTCN for RRC Connection Release (Cell DCH state) and RRC Connection Setup Message (Cell FACH State).	F	5.2.0	5.3.0	T1-041965
TP-27	TP-050032	382	-	Updates from core specification changes	F	5.3.0	5.4.0	T1-050095
TP-27	TP-050032	383	-	Correction to Hand over test procedure in CELL_DCH	F	5.3.0	5.4.0	T1-050350
TP-27	TP-050032	384	-	CR to 34.108: Changes to test frequencies for UMTS 850 Band	B	5.3.0	5.4.0	T1-050380
TP-27	TP-050032	385	-	Correction to default SIB configurations	F	5.3.0	5.4.0	T1-050019
TP-27	TP-050032	386	-	Editorial corrections in HSDPA RAB configurations 6.10.2.4.5.2 and 6.10.2.4.5.4.	D	5.3.0	5.4.0	T1-050052
TP-27	TP-050032	387	-	CR to 34.108 Rel-5: Update to the contents of PHYSICAL CHANNEL RECONFIGURATION message for 1.28 Mcps TDD	F	5.3.0	5.4.0	T1-050064
TP-27	TP-050032	388	-	CR to 34.108 Rel-5: Update to the contents of TRANSPORT CHANNEL RECONFIGURATION message for 1.28 Mcps TDD	F	5.3.0	5.4.0	T1-050065
TP-27	TP-050032	389	-	CR to 34.108 Rel-5: Update to the contents of RRC CONNECTION REQUEST message for TDD	F	5.3.0	5.4.0	T1-050066
TP-27	TP-050032	390	-	Correction to the HSDPA RB Identity in Radio Bearer Setup & Radio Bearer Release message contents	F	5.3.0	5.4.0	T1-050072
TP-27	TP-050032	391	-	CR to TS 34.108 v5.3.0 - Correction to Default RADIO BEARER RELEASE message (FDD)	F	5.3.0	5.4.0	T1-050202
TP-27	TP-050032	392	-	Addition of reference radio bearer configuration for MAC-hs testing	F	5.3.0	5.4.0	T1-050239
TP-27	TP-050032	393	-	CR to 34.108 Rel-5: Update to the contents of RRC CONNECTION REQUEST message for TDD	F	5.3.0	5.4.0	T1-050295
TP-27	TP-050032	394	-	CR to 34.108 Rel-5: Update to the contents of Default System Information Block Messages for TDD	F	5.3.0	5.4.0	T1-050296
TP-27	TP-050032	395	-	CR to 34.108 Rel-5: Add the contents of SIB 5 & 6 for HCR TDD	F	5.3.0	5.4.0	T1-050297
TP-27	TP-050032	396	-	Correction to TFCS ordering	F	5.3.0	5.4.0	T1-050451r1
TP-27	TP-050032	397	-	Addition of GPS scenario and A-GPS assistance data	F	5.3.0	5.4.0	T1-050458

Meeting-1st-Level	Doc-1st-Level	CR	Rev	Subject	Cat	Version-Current	Version-New	Doc-2nd-Level
				values for signalling tests to 34.108				
TP-27	TP-050032	398	-	CR to TS 34.108 Rel-5; Correction to the physical channel parameters (Revision of T1-050176)	F	5.3.0	5.4.0	T1-050469
RP-28	RP-050267	399	-	Additional call setup procedures for inter RAT RRM testing	F	5.4.0	5.5.0	R5-050618
RP-28	RP-050267	400	-	CR to 34.108: Correction to RADIO BEARER SETUP message for BTFD RMC	F	5.4.0	5.5.0	R5-050704
RP-28	RP-050267	401	-	CR to 34.108: Correction to reference radio conditions for GSM	F	5.4.0	5.5.0	R5-050811
RP-28	RP-050267	402	-	Addition of RADIO BEARER SETUP Messages for Auxiliary Measurement	F	5.4.0	5.5.0	R5-050856
RP-28	RP-050267	404	-	CR 34.108 Addition of specific message content to A-GPS performance test procedures in clause 7.5	F	5.4.0	5.5.0	R5-050709
RP-28	RP-050267	405	-	CR to 34.108 Rel-5: Clarification of generic setup procedures in section 7.3.4	F	5.4.0	5.5.0	R5-050663
RP-28	RP-050267	406	-	Removal of TGPL2	F	5.4.0	5.5.0	R5-050513
RP-28	RP-050267	407	-	Addition of compressed mode pattern for Inter Frequency FDD measurement & Inter RAT measurement GSM	F	5.4.0	5.5.0	R5-050525
RP-28	RP-050267	408	-	Correction to MIB, PLMN and Cell Value Tag Value Definition to 34.108	F	5.4.0	5.5.0	R5-050608
RP-28	RP-050267	409	-	CR to 34.108 Rel-5: Corrections to the contents of System Information Block type 11 (3.84 Mcps and 1.28 Mcps TDD) in section 6.1.0b	F	5.4.0	5.5.0	R5-050613
RP-28	RP-050267	410	-	CR to 34.108 Rel-5: Corrections to the usage of 'Cell info' IE in System Information Block type 11 in section 6.1.4 for TDD cell	F	5.4.0	5.5.0	R5-050619
RP-28	RP-050267	411	-	CR to 34.108 Rel-5: Corrections to the contents of System Information Block type 5 (1.28 Mcps TDD)	F	5.4.0	5.5.0	R5-050620
RP-28	RP-050267	412	-	Update to clause 8 Test USIM Parameters	F	5.4.0	5.5.0	R5-050638
RP-28	RP-050267	413	-	CR to 34.108 Rel-5: Update of SIB3, SIB4, SIB11 and SIB12 for TDD in section 6.1.0b	F	5.4.0	5.5.0	R5-050662
RP-28	RP-050267	414	-	CR to 34.108: Correction to TFCS	F	5.4.0	5.5.0	R5-050677
RP-28	RP-050267	415	-	CR to TS34.108 Rel-5; Correction to the physical channel parameter	F	5.4.0	5.5.0	R5-050724
RP-28	RP-050267	416	-	Correction to default SIB configurations	F	5.4.0	5.5.0	R5-050947
RP-28	RP-050267	417	-	CR to 34.108: Missing Rel-5 IE's in the default Radio Bearer Setup message at section 9.1.1.	F	5.4.0	5.5.0	R5-050600
RP-28	RP-050267	418	-	CR to TS34.108 Rel-5; Clarification of the reference TFCS for three RB multiplexing option (condition A9)	F	5.4.0	5.5.0	R5-050913
RP-28	RP-050268	419	-	Addition of new HSDPA Streaming RAB configurations	F	5.4.0	5.5.0	R5-050880
RP-28	RP-050268	420	-	CR to 34.108 Rel-5: Content Correction of RRC CONNECTION SETUP message for LCR TDD in 9.1.2	F	5.4.0	5.5.0	R5-050585
RP-28	RP-050268	421	-	Add Default RADIO BEARER RELEASE message (3.84 Mcps TDD)	F	5.4.0	5.5.0	R5-050680
RP-28	RP-050268	422	-	Add Default Contents of RADIO BEARER RECONFIGURATION COMPLETE message: AM (3.84 Mcps TDD)	F	5.4.0	5.5.0	R5-050681
RP-28	RP-050268	423	-	Add Default Contents of RADIO BEARER RECONFIGURATION message: AM or UM (3.84 Mcps TDD)	F	5.4.0	5.5.0	R5-050682
RP-28	RP-050268	424	-	Add Default Contents of PHYSICAL CHANNEL RECONFIGURATION message: AM or UM (3.84 Mcps TDD)	F	5.4.0	5.5.0	R5-050683
RP-28	RP-050268	425	-	Add Default Contents of PHYSICAL CHANNEL RECONFIGURATION COMPLETE message: AM (3.84 Mcps TDD)	F	5.4.0	5.5.0	R5-050684
RP-28	RP-050268	426	-	Add Default Contents of TRANSPORT CHANNEL RECONFIGURATION message: AM or UM (3.84 Mcps TDD)	F	5.4.0	5.5.0	R5-050685
RP-28	RP-050268	427	-	Add Default Contents of TRANSPORT CHANNEL RECONFIGURATION COMPLETE message: AM (3.84 Mcps TDD)	F	5.4.0	5.5.0	R5-050686
RP-28	RP-050268	428	-	Add Default Contents of MEASUREMENT REPORT message: AM (intra/inter-frequency measurement (3.84 Mcps TDD))	F	5.4.0	5.5.0	R5-050956
RP-28	RP-050268	430	-	Correction to RADIO BEARER SETUP message for HSDPA RF testing	F	5.4.0	5.5.0	R5-050879
RP-28	RP-050349	403	-	Addition of GPS scenario and assistance data for A-GPS performance tests in 34.108	B	5.4.0	5.5.0	R5-050836
RP-28	RP-050350	429	-	Corrections to section 10.7 and GPS data file for 34.108	F	5.4.0	5.5.0	R5-050969
RP-29	RP-050600	431	-	Feature Clean Up: Removal of DRAC from section 9 of	F	5.5.0	6.0.0	R5-051312

Meeting-1st-Level	Doc-1st-Level	CR	Rev	Subject	Cat	Version-Current	Version-New	Doc-2nd-Level
				34.108				
RP-29	RP-050600	432	-	Feature Clean Up: Removal of SSDT from 34.108	F	5.5.0	6.0.0	R5-051356
RP-29	RP-050600	433	-	Feature Clean Up: Removal of 80 ms TTI for DCH for all cases except when the UE supports SF512 from 34.108	F	5.5.0	6.0.0	R5-051379
RP-29	RP-050600	434	-	Feature Clean Up: Removal of CPCH from section 4 of 34.108	C	5.5.0	6.0.0	R5-051543
RP-29	RP-050600	435	-	Feature Clean Up: Removal of CPCH from section 6 of 34.108	C	5.5.0	6.0.0	R5-051544
RP-29	RP-050600	436	-	Feature Clean Up: Removal of CPCH from section 7 & 8 of 34.108	C	5.5.0	6.0.0	R5-051545
RP-29	RP-050600	437	-	Feature Clean Up: Removal of CPCH from section 9 of 34.108	C	5.5.0	6.0.0	R5-051546
RP-29	RP-050600	438	-	Feature Clean Up: Removal of DSCH (FDD mode) from 34.108	F	5.5.0	6.0.0	R5-051548
RP-29	RP-050600	439	-	Modification to PS setup procedure for inter RAT RRM testing	F	5.5.0	6.0.0	R5-051161
RP-29	RP-050600	440	-	CR to 34.108: RRC CONNECTION SETUP exception for HSDPA testing	F	5.5.0	6.0.0	R5-051430
RP-29	RP-050600	441	-	CR to 34.108: Correction to the RADIO BEARER SETUP message for HSDPA testing	F	5.5.0	6.0.0	R5-051112
RP-29	RP-050512	442	-	Changes to GPS Scenarios and Assistance data in TS 34.108	F	5.5.0	6.0.0	R5-051076
RP-29	RP-050514	443	-	CR to 34.108 Rel-5: Correction of contents of RADIO BEARER SETUP message: AM or UM (1.28 Mcps TDD) in 9.2.2	F	5.5.0	6.0.0	R5-051212
RP-29	RP-050514	444	-	CR to 34.108 Rel-5: SIB default schedule in 6.1.0a - Default Master Information Block and Scheduling Block messages	F	5.5.0	6.0.0	R5-051213
RP-29	RP-050514	445	-	CR to 34.108 Rel-5: Corrections to the IE"Midamble shift and burst type" of System Information Block type 5/6 (3.84Mcps TDD) in section 6.1.0b	F	5.5.0	6.0.0	R5-051222
RP-29	RP-050514	446	-	CR to 34.108 Rel-5: Corrections to the contents of System Information Block type 5 (3.84 Mcps TDD) in section 6.1.1	F	5.5.0	6.0.0	R5-051344
RP-29	RP-050514	447	-	CR to 34.108 Rel-5: Corrections to the value of Sintrasearch and Sintersearch in "Cell selection and reselection quality measure" of System Information Block type 3/4 (1.28Mcps TDD and 3.84Mcps TDD) in section 6.1.0b	F	5.5.0	6.0.0	R5-051536
RP-29	RP-050600	448	-	Use 'Same as UL' for the Added or Reconfigured DL TrCH information of the added or reconfigured PS RAB	F	5.5.0	6.0.0	R5-051041
RP-29	RP-050600	449	-	Correction to the default contents for Radio Bearer Setup message	F	5.5.0	6.0.0	R5-051044
RP-29	RP-050600	450	-	Corrections to default parameters of UL:384kbps PS Bearer	F	5.5.0	6.0.0	R5-051058
RP-29	RP-050600	451	-	Correction to NB AMR Radio Bearer Configurations	F	5.5.0	6.0.0	R5-051318
RP-29	RP-050600	452	-	Correction to default contents of Cell Update and Initial Direct transfer message for Rel-5	F	5.5.0	6.0.0	R5-051325
RP-29	RP-050600	453	-	Correction to DPCCH Power Offset IE in default contents for RRC Connection Setup and Radio Bearer Setup message	F	5.5.0	6.0.0	R5-051365
RP-29	RP-050515	454	-	Using Test USIM for VSTK generation of VGCS/VBS ciphering	B	5.5.0	6.0.0	R5-051553
RP-29	RP-050600	455	-	Correction to default contents of RADIO BEARER SETUP MESSAGE for the IE "Number of Processes"	F	5.5.0	6.0.0	R5-051324
RP-29	RP-050600	456	-	Correction of DL channelisation code in RADIO BEARER SETUP for HSDPA configurations	F	5.5.0	6.0.0	R5-051345
RP-29	RP-050513	457	-	Clarification of reference radio bearer configuration for MAC-hs test case 7.1.5.2.	F	5.5.0	6.0.0	R5-051164
RP-29	RP-050600	458	-	Replacement of the technical content of 34.108 Rel-5 by a pointer to Rel-6 document	F	5.5.0	6.0.0	R5-051584
RP-29	RP-050600	459	-	Introduction of HSDPA + Wideband AMR radio bearer combination	F	5.5.0	6.0.0	R5-051588
RP-29	RP-050600	460	-	Feature Clean Up: Removal of DRAC from section 6 of 34.108	F	5.5.0	6.0.0	R5-051311
RP-30	RP-050767	461	-	Correction to 34.108: RF Radio Bearer setup message for HSDPA testing	F	6.0.0	6.1.0	R5-052320
RP-30	RP-050720	462	-	Changes, additions and corrections to GPS scenarios and assistance data in TS 34.108	F	6.0.0	6.1.0	R5-052017
RP-30	RP-050716	463	-	Generic test procedure for EDCH RF testing	F	6.0.0	6.1.0	R5-052345
RP-30	RP-050769	464	-	Correction of UE test states for RF testing.	F	6.0.0	6.1.0	R5-052302
RP-30	RP-050769	465	-	Removal of temporary BLER measurement	F	6.0.0	6.1.0	R5-051933

Meeting-1st-Level	Doc-1st-Level	CR	Rev	Subject	Cat	Version-Current	Version-New	Doc-2nd-Level
				configuration				
RP-30	RP-050780	466	-	Introduction of UMTS1700 for TS34.108	B	6.0.0	6.1.0	R5-052329
RP-30	RP-050767	467	-	Re-definition of reference radio bearer configuration for MAC-hs test case 7.1.5.2	F	6.0.0	6.1.0	R5-051857
RP-30	RP-050767	468	-	Introduction of additional HSDPA radio bearer combination	F	6.0.0	6.1.0	R5-052159
RP-30	RP-050717	469	-	CR to 34.108; Correction to default message content in INITIAL DIRECT TRANSFER	F	6.0.0	6.1.0	R5-052179
RP-30	RP-050716	470	-	CR to 34.108 Rel-6; Generic Setup Procedure and Default RRC Messages for Enhanced Uplink Tests	F	6.0.0	6.1.0	R5-052192
RP-30	RP-050716	471	-	Generic reference bearer radio configurations for E-DCH testing	F	6.0.0	6.1.0	R5-052167
RP-30	RP-050716	472	-	Addition of basic radio bearer combinations for E-DCH testing	F	6.0.0	6.1.0	R5-052144
RP-30	RP-050718	473	-	CR to TS34.108; Correction to the default system information block type3 for DSAC	F	6.0.0	6.1.0	R5-052145
RP-30	RP-050769	474	-	Editorial corrections to TS 34.108	D	6.0.0	6.1.0	R5-051840
RP-30	RP-050769	475	-	Removal of deprecated values from the default contents for RRC Connection Setup (Cell FACH) and RRC Connection Release (Cell DCH) messages.	F	6.0.0	6.1.0	R5-051848
RP-30	RP-050769	476	-	Correction to the default RRC message contents for the IE "UARFCN uplink (Nu)"	F	6.0.0	6.1.0	R5-052155
RP-30	RP-050769	477	-	Correction of references to IB UL:8 DL:8 kbps transport channel parameters in reference radio bearer configuration 6.10.2.4.1.58a	F	6.0.0	6.1.0	R5-051858
RP-30	RP-050769	478	-	Correction of UE states tables for Generic setup procedures.	F	6.0.0	6.1.0	R5-051942
RP-30	RP-050769	479	-	Corrections to default message contents of 'HANDOVER FROM UTRAN COMMAND-GSM' message.	F	6.0.0	6.1.0	R5-051955
RP-30	RP-050776	480	-	Addition of multi-rate AMR-NB configuration with SRB#5	F	6.0.0	6.1.0	R5-052176
RP-30	RP-050769	481	-	Proposed CR to 34.108 [R6 version, R99 affected] to change slot format for AMR 5.9 mono rate RAB	F	6.0.0	6.1.0	R5-052055
RP-30	RP-050769	482	-	Correction to puncturing limit in radio bearer configuration 6.10.2.4.1.38a	F	6.0.0	6.1.0	R5-052096
RP-30	RP-050777	483	-	Introduction of third RAB subflow to WB-AMR test configurations	F	6.0.0	6.1.0	R5-052140
RP-30	RP-050833	484	-	Correction to RADIO BEARER SETUP message for HSDPA RF testing	F	6.0.0	6.1.0	-
RP-30	RP-050832	485	-	Correction to test procedure for HSDPA RF testing	F	6.0.0	6.1.0	-
				2006-01: Editorial conversion to make file compatible with Word 2000.		6.1.0	6.1.1	
RP-31	RP-060154	486	-	Corrections to GPS data files for signalling tests.	F	6.1.1	6.2.0	R5-060522
RP-31	RP-060163	487	-	Corrections for reference RABs	F	6.1.1	6.2.0	R5-060273
RP-31	RP-060144	488	-	Corrections to the RADIO BEARER SETUP message for Enhanced uplink	F	6.1.1	6.2.0	R5-060335
RP-31	RP-060150	489	-	Correction to default message content in INITIAL DIRECT TRANSFER	F	6.1.0	6.2.0	R5-060396
RP-31	RP-060154	490	-	Corrections to default message contents for signaling	F	6.1.1	6.2.0	R5-060274
RP-31	RP-060163	491	-	Update of RB configuration 6.10.2.4.1.4b to increase test coverage for multi-mode AMR configurations	F	6.1.1	6.2.0	R5-060122
RP-31	RP-060144	492	-	Correction of UE RRC states table for common procedures (section 7.4.1)	F	6.1.1	6.2.0	R5-060268
RP-31	RP-060154	493	-	Correction to DPCCH power offset value in RADIO BEARER SETUP messages	F	6.1.1	6.2.0	R5-060459
RP-31	RP-060153	494	-	Introduction of Band VII and Band VIII to TS34.108 Chapter 5 and introduction of new UARFCN scheme	F	6.1.1	6.2.0	R5-060440
RP-31	RP-060154	495	-	Clarification of RB Test Mode State for RF testing	F	6.1.1	6.2.0	R5-060446
RP-31	RP-060144	496	-	Common message content for E-DCH RF testing	F	6.1.1	6.2.0	R5-060439
RP-31	RP-060144	497	-	Generic test procedure for E-DCH RF testing	F	6.1.1	6.2.0	R5-060438
RP-31	RP-060166	498	-	Correction to GPS Assistance Data for Performance tests	F	6.1.1	6.2.0	R5-060007
RP-31	RP-060154	499	-	Corrections to default message contents for RF	F	6.1.1	6.2.0	R5-060257
RP-31	RP-060163	500	-	Adding of RB Configuration 6.11.4b to clause 6.11 to increase test coverage for Interactive or background PS RAB UL 0kbps/DL 0kbps.	F	6.1.1	6.2.0	R5-060571
RP-32	RP-060331	501	-	Addition of release information to A-GPS MEASUREMENT CONTROL message IEs	F	6.2.0	6.3.0	R5-061454
RP-32	RP-060331	502	-	Change to altitude of simulated UE position	F	6.2.0	6.3.0	R5-061410
RP-32	RP-060331	503	-	Clarification of A-GPS simulated satellites	F	6.2.0	6.3.0	R5-061223
RP-32	RP-060337	504	-	Clarification to loopback on HSDPA call set up procedure	F	6.2.0	6.3.0	R5-061046

Meeting-1st-Level	Doc-1st-Level	CR	Rev	Subject	Cat	Version-Current	Version-New	Doc-2nd-Level
RP-32	RP-060337	505	-	Removal of alternative procedure for HSDPA RF testing	F	6.2.0	6.3.0	R5-061212
RP-32	RP-060337	506	-	Removal of alternative RB Setup message for HSDPA RF testing	F	6.2.0	6.3.0	R5-061213
RP-32	RP-060338	507	-	CR for 34.108: Addition of RADIO BEARER SETUP default message contents for LCR TDD HSDPA RF testing	F	6.2.0	6.3.0	R5-061438
RP-32	RP-060332	508	-	Correction to RB setup message for E-DCH	F	6.2.0	6.3.0	R5-061443
RP-32	RP-060334	509	-	CR to 34.108: Addition of band IV to test frequencies for UMTS 1.7/2.1 GHz	F	6.2.0	6.3.0	R5-061188
RP-32	RP-060 336	510	-	Addition of radio bearer setup and release for HCR HSDPA testing to 34.108	F	6.2.0	6.3.0	R5-061148
RP-32	RP-060337	511	-	HS-SCCH and HS-PDSCH power levels in signaling tests	F	6.2.0	6.3.0	R5-061207
RP-32	RP-060338	512	-	CR for 34.108: Addition of the combinations on DPCH and HS-PDSCH for LCR TDD	F	6.2.0	6.3.0	R5-061310
RP-32	RP-060338	513	-	CR for 34.108: Correction of RADIO BEARER SETUP default message contents for LCR TDD HSDPA	F	6.2.0	6.3.0	R5-061053
RP-32	RP-060338	514	-	CR for 34.108: Correction of RADIO BEARER RELEASE default message contents for LCR TDD HSDPA	F	6.2.0	6.3.0	R5-061054
RP-32	RP-060332	515	-	Corrections to the default RADIO BEARER SETUP message for Enhanced uplink	F	6.2.0	6.3.0	R5-061314
RP-32	RP-060332	516	-	Generalize E-DCH radio bearer names and correction to section numbering for 6.10.2.4.6.3.2.1.1.2.	F	6.2.0	6.3.0	R5-061315
RP-32	RP-060332	517	-	Addition of conversational radio bearer combinations for E-DCH/HS-DSCH testing	F	6.2.0	6.3.0	R5-061266
RP-32	RP-060332	518	-	E-HICH/E-RGCH and E-AGCH codes used in Radio Bearer Setup for signaling	F	6.2.0	6.3.0	R5-061386
RP-32	RP-060332	519	-	Introduction of additional WB-AMR RAB combination for E-DCH/HS-DSCH testing	F	6.2.0	6.3.0	R5-061339
RP-32	RP-060336	520	-	Addition of combinations on DPCH and HS-DSCH for HCR to 34.108	F	6.2.0	6.3.0	R5-061149
RP-32	RP-060322	521	-	Corrections to the values for IE based on calculated ASN.1 value to 34.108 clause 9	F	6.2.0	6.3.0	R5-061369
RP-32	RP-060328	522	-	CR to 34.108 Rel-6: Supplement to the UTRAN mobility information procedure in TDD	F	6.2.0	6.3.0	R5-061392
RP-32	RP-060322	523	-	Correction to specific message contents for UE Capability Information confirm message	F	6.2.0	6.3.0	R5-061139
RP-32	RP-060322	524	-	Corrections to the values for IE based on calculated ASN.1 value to 34.108 clause 6	F	6.2.0	6.3.0	R5-061281
RP-32	RP-060322	525	-	Addition of a new section for downlink physical channels code allocation for signalling in FDD	F	6.2.0	6.3.0	R5-061385
RP-33	RP-060560	526	-	Editorial changes in 34.108	F	6.3.0	6.4.0	R5-062092
RP-33	RP-060549	527	-	CR to 34.108: Correction of reference test frequencies for UMTS800 (Band VI)	F	6.3.0	6.4.0	R5-062440
RP-33	RP-060549	528	-	Correction to SIB11 in 6.1	F	6.3.0	6.4.0	R5-062427
RP-33	RP-060549	529	-	Correction to SECURITY MODE COMMAND message in 9.2.1	F	6.3.0	6.4.0	R5-062403
RP-33	RP-060562	530	-	Correction to RB Setup default message for E-DCH RF testing	F	6.3.0	6.4.0	R5-062208
RP-33	RP-060568	531	-	CR to 34.108: Correction the contents of RADIO BEARER SETUP message: AM or UM (1.28 Mcps TDD)	F	6.3.0	6.4.0	R5-062511
RP-33	RP-060566	532	-	Addition of HSDPA cases to radio bearer setup and radio bearer release in section 9.1.2	F	6.3.0	6.4.0	R5-062253
RP-33	RP-060567	533	-	Corrections to the default PHYSICAL CHANNEL RECONFIGURATION message	F	6.3.0	6.4.0	R5-062291
RP-33	RP-060567	534	-	Corrections to specification of HARQ RV sequence and retransmissions for 34.123-1 test cases configuring HSDPA	F	6.3.0	6.4.0	R5-062544
RP-33	RP-060562	535	-	Corrections to the default RADIO BEARER SETUP message	F	6.3.0	6.4.0	R5-062320
RP-33	RP-060562	536	-	New Test RABS for MAC-E/Es test cases	F	6.3.0	6.4.0	R5-062328
RP-33	RP-060562	537	-	Correction to radio bearer configuration 6.10.2.4.6 and 6.10.2.4.8	F	6.3.0	6.4.0	R5-062199
RP-33	RP-060562	538	-	Correction to 34.108 Section 9.1 : Corrections to Radio Bearer Setup for A12	F	6.3.0	6.4.0	R5-062348
RP-33	RP-060549	539	-	Clarification to section 6.10 and 6.11	F	6.3.0	6.4.0	R5-062194
RP-33	RP-060549	540	-	Correction to 34.108 Section 6.1 : Inclusion of System Information Block Type 5bis	F	6.3.0	6.4.0	R5-062398
RP-33	RP-060549	541	-	Corrections to maximum data rate for combinations on PRACH (FDD)	F	6.3.0	6.4.0	R5-062350
RP-34	RP-060739	542	-	Assistance Data change for A-GPS Minimum	F	6.4.0	6.5.0	R5-063400

Meeting-1st-Level	Doc-1st-Level	CR	Rev	Subject	Cat	Version-Current	Version-New	Doc-2nd-Level
				Performance Test				
RP-34	RP-060731	543	-	Correction to SECURITY MODE COMMAND message in 9.2.2	F	6.4.0	6.5.0	R5-063296
RP-34	RP-060735	544	-	Addition of PAGING TYPE 2 message in 9.2	F	6.4.0	6.5.0	R5-063401
RP-34	RP-060731	545	-	Correction to RADIO BEARER SETUP message in 9.2	F	6.4.0	6.5.0	R5-063402
RP-34	RP-060743	546	-	Correction to the set of Reference E-TFCIs in RB Setup default message (RF)	F	6.4.0	6.5.0	R5-063233
RP-34	RP-060731	547	-	Correction the Default System Information Block type6 Messages in 6.1.0b	F	6.4.0	6.5.0	R5-063294
RP-34	RP-060743	548	-	CR to 34.108, correction of RADIO BEARER SETUP for EDCH	F	6.4.0	6.5.0	R5-063545
RP-34	RP-060743	549	-	Correction to the set of Reference E-TFCIs in RB Setup default message (SIG)	F	6.4.0	6.5.0	R5-063240
RP-34	RP-060750	550	-	Introduction of radio bearers for MTCH	F	6.4.0	6.5.0	R5-063543
RP-34	RP-060749	551	-	Introduction of FDD interband testing in TS 34.108	F	6.4.0	6.5.0	R5-063255
RP-34	RP-060735	552	-	Correction to Radio Bearer Setup message –Mac-hs reset indicator	F	6.4.0	6.5.0	R5-063339
RP-34	RP-060731	553	-	CR to 34.108, Add MCC value for Band VI test	F	6.4.0	6.5.0	R5-063340
RP-34	RP-060731	554	-	CR to 34.108, Modify MCC value in IMSI of test USIM for Band VI test	F	6.4.0	6.5.0	R5-063341
RP-34	RP-060731	555	-	Correction to default content for System Information Block Type 7	F	6.4.0	6.5.0	R5-063079
RP-34	RP-060731	556	-	Clarification of FDD test channels used for signaling test cases	F	6.4.0	6.5.0	R5-063260
RP-35	RP-070111	557		34.108 v6.6.0 pointer to Release 7 version	F	6.5.0	7.0.0	R5-070338
RP-35	RP-070105	558		Correction of IE "DL UM RLC LI size" in RF default messages for HSDPA	F	6.5.0	7.0.0	R5-070548
RP-35	RP-070096	559		Signalled Reference E-TFCIs for E-DCH RF tests	F	6.5.0	7.0.0	R5-070113
RP-35	RP-070096	560		Correction to RB setup message used for E-DCH tests	F	6.5.0	7.0.0	R5-070221
RP-35	RP-070096	561		Correction of IE "DL UM RLC LI size" in RF default messages for E-DCH	F	6.5.0	7.0.0	R5-070549
RP-35	RP-070090	562		Generic test procedure for MBMS RF test case	F	6.5.0	7.0.0	R5-070553
RP-35	RP-070094	563		Introduction of FDD Mode Test frequencies for Operating Band X (Extended 1.7/2.1 GHz)	F	6.5.0	7.0.0	R5-070160
RP-35	RP-070094	564		Introduction of FDD Band X (Extended 1.7/2.1 GHz) to Contents of System Information Block type 5bis	F	6.5.0	7.0.0	R5-070161
RP-35	RP-070104	565		Correction to contents of System Information Block type 5 (1.28 Mcps TDD)	F	6.5.0	7.0.0	R5-070109
RP-35	RP-070104	566		Remove DCH information from RRC Connection Setup message to Cell_FACH state	F	6.5.0	7.0.0	R5-070353
RP-35	RP-070096	567		Corrections to 34.108 Radio Bearer Setup Message: AM or UM	F	6.5.0	7.0.0	R5-070038
RP-35	RP-070096	568		Introduction of radio bearers for Stand-alone SRBs for DCCH on E-DCH and HS-DSCH	F	6.5.0	7.0.0	R5-070356
RP-35	RP-070096	569		Introduction of RRC Connection setup message for Stand-alone SRBs for DCCH on E-DCH and HS-DSCH	F	6.5.0	7.0.0	R5-070357
RP-35	RP-070086	570		MBMS test - MCCH configurations	F	6.5.0	7.0.0	R5-070429
RP-35	RP-070086	571		Generic setup procedures and default values for MBMS signalling testing	F	6.5.0	7.0.0	R5-070422
RP-35	RP-070086	572		Introduction of signalling radio bearer for MCCH	F	6.5.0	7.0.0	R5-070147
RP-36	RP-070360	573		Definition of MCCH default message content	F	7.0.0	7.1.0	R5-071469
RP-36	RP-070354	574		Addition of Additional Dynamic Transport Format Information for CCCH and Additional RACH TFCS for CCCH in SIB5	F	7.0.0	7.1.0	R5-071536
RP-36	RP-070354	575		Remove MCC codes 440/441 for Band VI test	F	7.0.0	7.1.0	R5-071036
RP-36	RP-070350	576		Modify the Physical channel parameters for HS-DSCH for 1.28 Mcps TDD.	F	7.0.0	7.1.0	R5-071119
RP-36	RP-070357	577		Modification to RB setup message used for E-DCH test cases	F	7.0.0	7.1.0	R5-071126
RP-36	RP-070357	578		Correction to RB setup message used for E-DCH RF test cases	F	7.0.0	7.1.0	R5-071127
RP-36	RP-070364	579		Addition of 7.68 Mcps TDD TX diversity modes to 34.108 (section 6.7)	F	7.0.0	7.1.0	R5-071270
RP-36	RP-070364	580		Addition of default message contents for RF tests (7.68Mcps TDD)	F	7.0.0	7.1.0	R5-071277
RP-36	RP-070364	581		Addition of default message contents for signalling tests (7.68Mcps TDD)	F	7.0.0	7.1.0	R5-071278
RP-36	RP-070364	582		Addition of default system information for 7,68 Mcps TDD to 34.108	F	7.0.0	7.1.0	R5-071279
RP-36	RP-070364	583		Addition of default system information for 7,68Mcps TDD to 34.108 for SCCPCH configuration with Stand-alone SRB	F	7.0.0	7.1.0	R5-071280

Meeting-1st-Level	Doc-1st-Level	CR	Rev	Subject	Cat	Version-Current	Version-New	Doc-2nd-Level
RP-36	RP-070364	584		Addition of Reference Radio Bearer configurations used in Radio Bearer testing for 7.68 Mcps TDD	F	7.0.0	7.1.0	R5-071284
RP-36	RP-070364	585		Addition Standard TDD reference test frequencies (7.68 Mcps option) to 34.108	F	7.0.0	7.1.0	R5-071287
RP-36	RP-070363	586		Introduction of the generic test procedure for MBMS RF/RRM test cases	F	7.0.0	7.1.0	R5-071378
RP-36	RP-070350	587		Adding Radio Bearer Configurations for LCR TDD HSDPA	F	7.0.0	7.1.0	R5-071423
RP-36	RP-070344	588		Clarification of two default values for IE Scrambling code change	F	7.0.0	7.1.0	R5-071435
RP-36	RP-070356	589		Editorial corrections in the reference list	F	7.0.0	7.1.0	R5-071443
RP-36	RP-070344	590		Correction to the list of RAB combinations on DPCH and HS-PDSCH	F	7.0.0	7.1.0	R5-071448
RP-36	RP-070360	591		Introduce SIB scheduling and contents for MBMS test	F	7.0.0	7.1.0	R5-071458
RP-36	RP-070360	592		Update to generic setup procedures and default values for MBMS signalling testing	F	7.0.0	7.1.0	R5-071459
RP-36	RP-070360	593		Clarification of MBMS test case default behaviour	F	7.0.0	7.1.0	R5-071460
RP-36	RP-070360	594		Downlink physical channels code allocation for MBMS test	F	7.0.0	7.1.0	R5-071487
RP-36	RP-070354	595		Changes to inclusion of Start Value in Cell Update Message from Rel-6	F	7.0.0	7.1.0	R5-071490
RP-36	RP-070354	596		Addition of Additional Transport Format and TFCS for CCCH on RACH	F	7.0.0	7.1.0	R5-071529
RP-37	RP-070600	597	-	UE performance requirements for high speed train	F	7.1.0	7.2.0	R5-072280
RP-37	RP-070596	598	-	CR to 34.108: New Requirements for Fast L1 Synchronization	F	7.1.0	7.2.0	R5-072368
RP-37	RP-070609	600	-	Addition of MTCH and MCCH to combinations on SCCPCH for 3.84 Mcps TDD	F	7.1.0	7.2.0	R5-072296
RP-37	RP-070609	601	-	Addition of MTCH and MCCH to combinations on SCCPCH for 7.68 Mcps TDD	F	7.1.0	7.2.0	R5-072297
RP-37	RP-070604	602	-	Corrections of Test Procedures for MBMS Testing (IGMP and MLD)	F	7.1.0	7.2.0	R5-072066
RP-37	RP-070604	603	-	Addition of RB combinations for PTP MBMS Testing	F	7.1.0	7.2.0	R5-072067
RP-37	RP-070604	604	-	Correction to default MBMS MCCH messages in 34.108	F	7.1.0	7.2.0	R5-072166
RP-37	RP-070596	605	-	Correction to SIB5 contents for additional RACH TFCS for CCCH	F	7.1.0	7.2.0	R5-072186
RP-37	RP-070596	606	-	Correction to default RB combinations on PRACH for additional RACH TFCS for CCCH	F	7.1.0	7.2.0	R5-072187
RP-37	RP-070608	607	-	SIB5 configuration for MBMS RF/RRM generic procedure	F	7.1.0	7.2.0	R5-072379
RP-37	RP-070604	608	-	Default message content for MBMS NEIGHBOURING CELL P-T-M RB INFORMATION	F	7.1.0	7.2.0	R5-072468
RP-37	RP-070604	609	-	Addition of PTP RB for MBMS	F	7.1.0	7.2.0	R5-072521
RP-37	RP-070604	610	-	Addition of new SIB5 configuration to have MCCH mapped on to an S-CCPCH also used for non-MBMS purposes	F	7.1.0	7.2.0	R5-072469
RP-37	RP-070593	611	-	Addition of RB combination for RoHCTesting	F	7.1.0	7.2.0	R5-072520
RP-37	RP-070611	612	-	Introduce SIB scheduling and contents for LCR TDD MBMS test	F	7.1.0	7.2.0	R5-072534
RP-37	RP-070611	613	-	Introduction of radio bearers of MTCH for LCR TDD MBMS test	F	7.1.0	7.2.0	R5-072535
RP-37	RP-070604	614	-	Addition of MBMS PTP RB Setup message contents	F	7.1.0	7.2.0	R5-072496
RP-37	RP-070601	615	-	Introduction of F-DPCH Support Indicator	F	7.1.0	7.2.0	R5-072568
RP-37	RP-070612	616	-	Correction of HS-PDSCH for 64QAM Enhancement	F	7.1.0	7.2.0	R5-072559
RP-37	RP-070613	617	-	Correction of HS-PDSCH for MIMO Enhancement	F	7.1.0	7.2.0	R5-072560
RP-37	RP-070614	618	-	Correction of Maximum Data Rate for E-DPDCH	F	7.1.0	7.2.0	R5-072561
RP-37	RP-070609	620	-	Addition of message contents required for 3.84Mcps and 7.68Mcps TDD to the default messages contents for signalling	F	7.1.0	7.2.0	R5-072295
RP-37	RP-070600	619	-	Production of 34.108 Rel-7 pointer version to point to Rel-8 of the spec	F	7.1.0	7.2.0	R5-072590
RP-37	RP-070599	599	-	Introduction of FDD Mode Test frequencies for Operating Band XI (UMTS1500)	F	7.1.0	8.0.0	R5-072273
RP-38	RP-070858	621		Addition of exceptional messages for RF test procedure	F	8.0.0	8.1.0	R5-073202
RP-38	RP-070869	622		Correction to DL RLC PDU size in 9.2 for RB setup and RRC connection setup	F	8.0.0	8.1.0	R5-073203
RP-38	RP-070858	623		Correction to DL RLC PDU size in 9.1 for RB setup and RRC connection setup	F	8.0.0	8.1.0	R5-073204
RP-38	RP-070863	624		Addition of new IE to RRC connection setup message	F	8.0.0	8.1.0	R5-073390
RP-38	RP-070858	625		Addition of test frequencies for low and high ranges for serving cell	F	8.0.0	8.1.0	R5-073311

Meeting-1st-Level	Doc-1st-Level	CR	Rev	Subject	Cat	Version-Current	Version-New	Doc-2nd-Level
RP-38	RP-070877	626		Update of generic setup procedure for MBMS RF/RRM testing	F	8.0.0	8.1.0	R5-073300
RP-38	RP-070877	627		Addition of specific message content for MBMS RF/RRM Testing	F	8.0.0	8.1.0	R5-073342
RP-38	RP-070886	628		Addition of combinations on HS-PDSCH and E-PUCH for 3.84Mcps TDD	F	8.0.0	8.1.0	R5-073227
RP-38	RP-070879	629		Addition of message contents required for 1.28Mcps TDD to the default messages contents for signalling	F	8.0.0	8.1.0	R5-073089
RP-38	RP-070887	630		Update of the default RADIO BEARER SETUP message to support enhanced data rates	F	8.0.0	8.1.0	R5-073436
RP-38	RP-070887	631		Update of radio bearer configuration for Enhanced Layer 2	F	8.0.0	8.1.0	R5-073402
RP-38	RP-070887	632		Introduction of new RB configuration to be used by MAC-ehs test cases	F	8.0.0	8.1.0	R5-073403
RP-38	RP-070871	633		Correction conditions table for RADIO BEARER SETUP for MBMS PtP	F	8.0.0	8.1.0	R5-073449
RP-38	RP-070871	634		Update of generic setup procedure for MBMS protocol testing	F	8.0.0	8.1.0	R5-073446
RP-38	RP-070871	635		Correction to the SIB5 when MCCH mapped on to an S-CCPCH also used for non-MBMS purposes	F	8.0.0	8.1.0	R5-073465
RP-38	RP-070871	636		Corrections to MBMS specific message content and addition of MBMS ACCESS INFORMATION	F	8.0.0	8.1.0	R5-073454
RP-38	RP-070858	637		Addition of general SS requirements for UL and DL RF signal levels	F	8.0.0	8.1.0	R5-073269
RP-38	RP-070858	638		Correction to SIB1	F	8.0.0	8.1.0	R5-073418
RP-38	RP-070858	639		Editorial moving the word "Default1" or "Default2" in the correct column	F	8.0.0	8.1.0	R5-073425
RP-38	RP-070858	640		CR wrongly indicated to be to 34.108 and hence not implemented	-	-	-	R5-073425
RP-39	RP-080095	0641		Correction to RRC Connection setup and RB setup messages for 64kbps(Channel2)	F	8.1.0	8.2.0	R5-080247
RP-39	RP-080103	0642		Addition of default message contents for MBMS RF/RRM testing	F	8.1.0	8.2.0	R5-080149
RP-39	RP-080108	0643		CR to 34.108: Introduction of the UE E-DCH 16-QAM feature	F	8.1.0	8.2.0	R5-080118
RP-39	RP-080106	0644		Addition of combinations on E-DCH to 6.11 of 34.108 for 3.84Mcps TDD	F	8.1.0	8.2.0	R5-080346
RP-39	RP-080106	0645		Update of radio bearer setup in default message contents to include E-DCH conditions for 3.84Mcps and 7.68Mcps TDD	F	8.1.0	8.2.0	R5-080350
RP-39	RP-080115	0646		CR for 34.108:Correction of CELL UPDATE CONFIRM default message contents for LCR TDD EDCH	F	8.1.0	8.2.0	R5-080099
RP-39	RP-080115	0647		CR for 34.108:Correction of PHYSICAL CHANNEL RECONFIGURATION default message contents for LCR TDD EDCH	F	8.1.0	8.2.0	R5-080100
RP-39	RP-080115	0648		CR for 34.108:Correction of RADIO BEARER RECONFIGURATION default message contents for LCR TDD EDCH	F	8.1.0	8.2.0	R5-080101
RP-39	RP-080115	0649		CR for 34.108:Correction of RADIO BEARER RELEASE default message contents for LCR TDD EDCH	F	8.1.0	8.2.0	R5-080102
RP-39	RP-080115	0650		CR for 34.108:Correction of RADIO BEARER SETUP default message contents for LCR TDD EDCH	F	8.1.0	8.2.0	R5-080103
RP-39	RP-080115	0651		CR for 34.108:Correction of TRANSPORT CHANNEL RECONFIGURATION default message contents for LCR TDD EDCH	F	8.1.0	8.2.0	R5-080104
RP-39	RP-080115	0652		Correction to the contents of RRC CONNECTION SETUP message: UM (Transition to CELL_DCH) (1.28 Mcps TDD option)	F	8.1.0	8.2.0	R5-080190
RP-39	RP-080108	0653		Introduction of Default Radio Bearer Setup message contents for UL 16QAM	F	8.1.0	8.2.0	R5-080480
RP-39	RP-080107	0654		Addition of HARQ transmission parameters for 64QAM	F	8.1.0	8.2.0	R5-080482
RP-39	RP-080109	0655		Update of the default RADIO BEARER SETUP message to support enhanced data rates	F	8.1.0	8.2.0	R5-080531
RP-39	RP-080109	0656		Addition of enhanced L2 configurations for DL SRBs on HS	F	8.1.0	8.2.0	R5-080287
RP-39	RP-080109	0657		Correction of physical layer parameters for radio bearer configuration 6.10.2.4.5 and HSPA	F	8.1.0	8.2.0	R5-080289
RP-39	RP-080109	0658		Addition of enhanced L2 configurations to conversational UM PS radio bearer 6.10.2.4.6.6	F	8.1.0	8.2.0	R5-080484
RP-39	RP-080111	0659		Addition of RB setup message contents for CPC	F	8.1.0	8.2.0	R5-080512
RP-39	RP-080105	0660		Addition of HARQ transmission parameters for MIMO	F	8.1.0	8.2.0	R5-080519
RP-39	RP-080095	0661		Correction to RB identity in RRC Connection Setup	F	8.1.0	8.2.0	R5-080036

Meeting-1st-Level	Doc-1st-Level	CR	Rev	Subject	Cat	Version-Current	Version-New	Doc-2nd-Level
RP-39	RP-080095	0662		Addition of new RB Combination for MBMS Testing	F	8.1.0	8.2.0	R5-080600
RP-39	RP-080095	0663		Corrections to default content of MBMS GENERAL INFORMATION message	F	8.1.0	8.2.0	R5-080160
RP-39	RP-080095	0664		Correction to MBMS selected service test procedure for MBMS Modification Request message	F	8.1.0	8.2.0	R5-080521
RP-39	RP-080109	0665		Update of the default RRC CONNECTION SETUP message to support enhanced data rates	F	8.1.0	8.2.0	R5-080523r1
RP-40	RP-080372	0666		CR to 34.108: Correction to Contents of RADIO BEARER SETUP message: AM or UM (E-DCH and HSDPA) for 16QAM	F	8.2.0	8.3.0	R5-081140
RP-40	RP-080370	0667		CR to 34.108: Introduction of Operating Bands XII XIII and XIV (UMTS700 MHz)	F	8.2.0	8.3.0	R5-081150
RP-40	RP-080364	0668		Correction to RRC Connection setup messages for 64kbps(Channel2)	F	8.2.0	8.3.0	R5-081435
RP-40	RP-080364	0669		Additional IEs for 7.8.4 of 34.121-1	F	8.2.0	8.3.0	R5-081436
RP-40	RP-080364	0670		Additional test procedure for HSDPA with F-DPCH RF Performance Requirement for 7.8.5 of 34.121-1	F	8.2.0	8.3.0	R5-081279
RP-40	RP-080364	0671		Additional RB setup message for 7.8.5 of 34.121-1	F	8.2.0	8.3.0	R5-081280
RP-40	RP-080371	0672		Update of radio bearer setup in default message contents to include E-DCH conditions for 3.84Mcps TDD	F	8.2.0	8.3.0	R5-081336
RP-40	RP-080377	0673		CR for 34.108: Baseline radio bearer combination for LCR TDD EDCH	F	8.2.0	8.3.0	R5-081116
RP-40	RP-080379	0674		Addition of MBSFN RABs and Signalling RB for 3.84 Mcps TDD	F	8.2.0	8.3.0	R5-081034
RP-40	RP-080379	0675		Addition of MBSFN RABs and Signalling RB for 7.68 Mcps TDD	F	8.2.0	8.3.0	R5-081035
RP-40	RP-080379	0676		Initial additions to common test environment definition for HCR and VHCR TDD MBSFN	F	8.2.0	8.3.0	R5-081039
RP-40	RP-080363	0677		Clarification of TDD test channels used for signaling test cases	F	8.2.0	8.3.0	R5-081354
RP-40	RP-080373	0678		Addition of new Test Bearer for MAC CPC testing	F	8.2.0	8.3.0	R5-081219
RP-40	RP-080373	0679		CPC: Corrections to Radio Bearer Setup message contents for conditions A20 A21	F	8.2.0	8.3.0	R5-081388
RP-40	RP-080365	0680		Update of radio bearer configurations for HSPA	F	8.2.0	8.3.0	R5-081194
RP-40	RP-080364	0681		Correction to the Contents of RADIO BEARER SETUP message: AM or UM for MBMS PtP Radio Bearer Setup	F	8.2.0	8.3.0	R5-081205
RP-40	RP-080365	0682		Addition of new Test Bearer for MAC-ehs testing	F	8.2.0	8.3.0	R5-081218
RP-40	RP-080365	0683		Addition of new Test Bearer for Improved L2 testing	F	8.2.0	8.3.0	R5-081220
RP-40	RP-080365	0684		Corrections to the default RADIO BEARER SETUP message	F	8.2.0	8.3.0	R5-081393
RP-40	RP-080364	0685		Correction to RB Combination for MBMS Testing	F	8.2.0	8.3.0	R5-081298
RP-40	RP-080364	0686		Removal of MBMS dispersion indicator in default message content	F	8.2.0	8.3.0	R5-081508
RP-41	RP-080561	0687		Addition of combinations on HS-DSCH and E-PUCH to typical radio parameter sets for 7.68Mcps TDD	F	8.3.0	8.4.0	R5-083075
RP-41	RP-080568	0688		Simulated network environment description for MBSFN tests	F	8.3.0	8.4.0	R5-083105
RP-41	RP-080568	0689		Add default SIB configuration for 3.84 amd 7.68 Mcps TDD MBSFN	F	8.3.0	8.4.0	R5-083106
RP-41	RP-080568	0690		Add default MCCH configurations for 3.84 Mcps and 7.68 Mcps TDD MBSFN	F	8.3.0	8.4.0	R5-083107
RP-41	RP-080568	0691		Default MBMS RRC message contents for 3.84 and 7.68 Mcps TDD MBSFN	F	8.3.0	8.4.0	R5-083108
RP-41	RP-080568	0692		Radio Bearer configurations for 7bit and 15bit UM RLC TCs for HCR and VHCR TDD MBSFN	F	8.3.0	8.4.0	R5-083109
RP-41	RP-080557	0693		Corrections to the default RADIO BEARER SETUP message for condition A22	F	8.3.0	8.4.0	R5-083179
RP-41	RP-080570	0694		Correction of HS-PDSCH for 64QAM Enhancement	F	8.3.0	8.4.0	R5-083314
RP-41	RP-080554	0695		Correction to Contents of default RADIO BEARER SETUP messages	F	8.3.0	8.4.0	R5-083336
RP-41	RP-080557	0696		Corrections to 34.108: Radio access bearer establishment procedure for packet switched sessions (procedure P26)	F	8.3.0	8.4.0	R5-083338
RP-41	RP-080557	0697		Corrections to Radio Bearer Setup message for Rel-7	F	8.3.0	8.4.0	R5-083340
RP-41	RP-080557	0698		Corrections to RRC Connection Setup message for Rel-7	F	8.3.0	8.4.0	R5-083341
RP-41	RP-080557	0699		New Radio Bearer Combination for testing flexible size SRB in 8.2.2.57	F	8.3.0	8.4.0	R5-083342
RP-41	RP-080567	0700		New Radio Bearer Combinations for CS over HSPA	F	8.3.0	8.4.0	R5-083360
RP-41	RP-080568	0701		Add setup test procedures and Access Control Class settings for MBSFN MBMS testing	F	8.3.0	8.4.0	R5-083441

Meeting-1st-Level	Doc-1st-Level	CR	Rev	Subject	Cat	Version-Current	Version-New	Doc-2nd-Level
RP-41	RP-080555	0702		Correction to uplink beta factors in default messages	F	8.3.0	8.4.0	R5-083566
RP-41	RP-080567	0703		New Radio Bearer Setup message contents for CS-HSPA RABS	F	8.3.0	8.4.0	R5-083591
RP-41	RP-080570	0704		Correction of HS-PDSCH physical layer categories for LCR TDD 64QAM Enhancement	F	8.3.0	8.4.0	R5-083645
RP-41	RP-080561	0705		Addition of radio bearer set-up default messages for RF testing for E-DCH and HSDPA operation for 3.84Mcps TDD and 7.68Mcps TDD	F	8.3.0	8.4.0	R5-083825
RP-42	RP-080954	0706		Correction to E-RGCH Info in Radio Bearer Setup	F	8.4.0	8.5.0	R5-085037
RP-42	RP-080952	0707		Correction to System Information Block type 11	F	8.4.0	8.5.0	R5-085039
RP-42	RP-080964	0708		Addition of Elementary Files (EFs) needed in Network Selection Enhancements tests	F	8.4.0	8.5.0	R5-085064
RP-42	RP-080968	0709		Addition of MBSFN RABs and Signalling RB for 1.28 Mcps TDD	F	8.4.0	8.5.0	R5-085130
RP-42	RP-080968	0710		Simulated network environment description for MBSFN tests	F	8.4.0	8.5.0	R5-085131
RP-42	RP-080968	0711		Default MBMS RRC message contents for LCR TDD MBSFN	F	8.4.0	8.5.0	R5-085132
RP-42	RP-080954	0712		Correction to A9 condition in RB set-up message	F	8.4.0	8.5.0	R5-085230
RP-42	RP-080967	0713		Introduction of radio bearer parameters for Improved L2 UL	F	8.4.0	8.5.0	R5-085422
RP-42	RP-080956	0714		Addition of Rel-7 IEs to default messages specified in 34.108	F	8.4.0	8.5.0	R5-085424
RP-42	RP-080956	0715		Correction of UL DPPCH slot format for default Radio Bearer Setup message for DTX/DRX	F	8.4.0	8.5.0	R5-085425
RP-42	RP-080954	0716		Addition of RF E-DCH test procedure for E-DPDCH with 2SF2+2SF4	F	8.4.0	8.5.0	R5-085726
RP-42	RP-080954	0717		Correction to Contents of RADIO BEARER SETUP message: AM or UM (HSDPA)	F	8.4.0	8.5.0	R5-085727
RP-43	RP-090203	0718	-	Correction to E-DCH Transmission Time Interval	F	8.5.0	8.6.0	R5-090167
RP-43	RP-090203	0719	-	Correction to Radio Bearer Setup message (A17 & A18)	F	8.5.0	8.6.0	R5-090168
RP-43	RP-090216	0720	-	Addition 1.28 Mcps TDD contents in 6.11.5	F	8.5.0	8.6.0	R5-090312
RP-43	RP-090203	0721	-	Correction to the default RADIO BEARER SETUP message for condition A22	F	8.5.0	8.6.0	R5-090313
RP-43	RP-090203	0722	-	Correction 1.28 Mcps TDD default RADIO BEARER SETUP message in 9.1.2	F	8.5.0	8.6.0	R5-090314
RP-43	RP-090216	0723	-	Addition 1.28 Mcps TDD contents in 9.1.3	F	8.5.0	8.6.0	R5-090316
RP-43	RP-090217	0724	-	Supported Channels for MBSFN FDD	F	8.5.0	8.6.0	R5-090368
RP-43	RP-090217	0725	-	Simulated network environment for MBSFN FDD	F	8.5.0	8.6.0	R5-090369
RP-43	RP-090217	0726	-	Generic test procedure for MBSFN FDD	F	8.5.0	8.6.0	R5-090371
RP-43	RP-090217	0727	-	MBSFN FDD configurations for signalling test	F	8.5.0	8.6.0	R5-090373
RP-43	RP-090215	0728	-	Introduction of radio bearer parameters for testing Improved L2 UL	F	8.5.0	8.6.0	R5-090445
RP-43	RP-090212	0729	-	RRC Connection Setup Default Message for HS-DSCH Reception in CELL_FACH state	F	8.5.0	8.6.0	R5-090452
RP-43	RP-090212	0730	-	New Default SIB5/SIB5bis for Enhanced CELL FACH	F	8.5.0	8.6.0	R5-090456
RP-43	RP-090212	0731	-	Addition of Radio Bearer Setup Condition for Enhanced CELL_FACH	F	8.5.0	8.6.0	R5-090459
RP-43	RP-090203	0732	-	Addition of Rel-7 IE's to RRConnectionRequest and correction to Rel-7 IEs for Cell update and URA update under default messages specified in 34.108	F	8.5.0	8.6.0	R5-090465
RP-43	RP-090203	0733	-	Addition of Code Tree Allocation Table for 64QAM HSDPA Test Cases	F	8.5.0	8.6.0	R5-090466
RP-43	RP-090203	0734	-	Correction to Radio Bearer Setup for 64QAM test cases	F	8.5.0	8.6.0	R5-090467
RP-43	RP-090215	0735	-	Additions to the default RRC messages for improved L2 in uplink	F	8.5.0	8.6.0	R5-090559
RP-43	RP-090218	0736	-	Addition of radio bearer parameters for UE HS-DSCH Physical Layer category 19 and 20	F	8.5.0	8.6.0	R5-090562

Meeting-1st-Level	Doc-1st-Level	CR	Rev	Subject	Cat	Version-Current	Version-New	Doc-2nd-Level
RP-43	RP-090203	0737	-	Correction of radio bearer parameters for UE HS-DSCH Physical Layer category 15 and 18	F	8.5.0	8.6.0	R5-090563
RP-43	RP-090203	0738	-	Correction to the RAB Setup for CS over HSPA (A23 set of parameters) in 34.108	F	8.5.0	8.6.0	R5-090564
RP-43	RP-090215	0739	2	Update of Radio Bearer Configurations for flexible RLC	F	8.5.0	8.6.0	R5-090727
RP-43	RP-090212	0740	-	Introduction of radio bearer parameters for testing HS-DSCH Reception in CELL_FACH	F	8.5.0	8.6.0	R5-090728
RP-44	RP-090443	0741	-	Addition of MBSFN IDLE and MCCH configurations for LCR TDD MBSFN in 34.108	F	8.6.0	8.7.0	R5-092119
RP-44	RP-090443	0742	-	Addition of default SIB for LCR TDD MBSFN in 34.108	F	8.6.0	8.7.0	R5-092120
RP-44	RP-090445	0743	-	"6.4.1.1 - Correction to SIB5 Default Message for HS-DSCH Reception in CELL_FACH"	F	8.6.0	8.7.0	R5-092222
RP-44	RP-090443	0744	-	New Radio Bearer Configurations for 1.28TDD 64QAM	F	8.6.0	8.7.0	R5-092318
RP-44	RP-090433	0745	-	Correction to Radio Bearer Setup message contents (A17a)	F	8.6.0	8.7.0	R5-092537
RP-44	RP-090445	0746	-	Correction to RRC Connection Setup Default Message for HS-DSCH Reception in CELL_FACH state	F	8.6.0	8.7.0	R5-092544
RP-44	RP-090445	0747	-	Correction to Radio Bearer Setup Condition for Enhanced CELL_FACH state	F	8.6.0	8.7.0	R5-092545
RP-44	RP-090433	0748	-	Update to Channelisation code allocation for 64QAM	F	8.6.0	8.7.0	R5-092728
RP-44	RP-090598	0749	-	Addition of Test frequencies in FDD Mode Operating Band XIX (Extended UMTS 800)	F	8.6.0	8.7.0	R5-092792
RP-44	RP-090795	0750	-	Introduction of two new SIBs configurations in UTRA cell for interRAT LTE test	F	8.7.0	8.8.0	R5-094071
RP-44	RP-090811	0751	-	Update of the default RADIO BEARER SETUP message to support enhanced data rates for LCR TDD	F	8.7.0	8.8.0	R5-094269
RP-44	RP-090803	0752	-	Correction RAB definition for LCR TDD MBSFN in 34108	F	8.7.0	8.8.0	R5-094270
RP-44	RP-090809	0753	-	Correction to RAB configuration for Enhanced CELL_FACH	F	8.7.0	8.8.0	R5-094443
RP-44	RP-090809	0754	-	Correction to RRC Connection setup for HS-DSCH reception in CELL_FACH	F	8.7.0	8.8.0	R5-094445
RP-44	RP-090809	0755	-	Correction to SIB5 for Enhanced CELL_FACH	F	8.7.0	8.8.0	R5-094446
RP-44	RP-090809	0756	-	Correction to Radio Bearer Setup for HS-DSCH reception in CELL_FACH	F	8.7.0	8.8.0	R5-094447
RP-44	RP-090799	0757	-	Correction to Radio Bearer Configuration for Improved L2 UL Testing	F	8.7.0	8.8.0	R5-094455
RP-44	RP-090808	0758	-	Inclusion of common E-DCH info in SIB5(bis) to be used by new Enh-UL for CELL_FACH test cases	F	8.7.0	8.8.0	R5-094459
RP-44	RP-090794	0759	-	Update to Channelisation code allocation for E-DCH and 64QAM	F	8.7.0	8.8.0	R5-094464
RP-44	RP-090794	0760	-	Addition of Radio Bearer Setup Conditions for establishing radio bearers mapped onto E-DCH/HS-DSCH (MAC-ehs) for 64QAM and non 64QAM configurations	F	8.7.0	8.8.0	R5-094467
RP-44	RP-090803	0761	-	Correction the number in section 11.2 in 34108	F	8.7.0	8.8.0	R5-094511
RP-44	RP-090795	0762	-	Correction to RB setup message for CS over HSPA	F	8.7.0	8.8.0	R5-094625
RP-44	RP-090794	0763	-	Correction to Default Message contents of Radio Bearer Setup for A22	F	8.7.0	8.8.0	R5-094646
RP-44	RP-090791	0764	-	Update of 9.2 Default RF Messages	F	8.7.0	8.8.0	R5-094744
RP-44	RP-090812	0765	-	MBSFN RABs and Signalling RB for 3.84 Mcps TDD IMB	F	8.7.0	8.8.0	R5-094856
RP-44	RP-090812	0766	-	Default MBMS RRC message contents for 3.84 Mcps TDD IMB	F	8.7.0	8.8.0	R5-094857
RP-44	RP-090812	0767	-	Default MCCH configurations for 3.84 Mcps TDD IMB	F	8.7.0	8.8.0	R5-094858
RP-44	RP-090812	0768	-	Radio Bearer configurations for 7bit and 15bit UM RLC TCs for 3.84 Mcps TDD IMB	F	8.7.0	8.8.0	R5-094859
RP-44	RP-090812	0769	-	Reference radio condition for 3.84 Mcps TDD IMB	F	8.7.0	8.8.0	R5-094860
RP-44	RP-090812	0770	-	Reference test condition for MBSFN 3.84 Mcps TDD IMB	F	8.7.0	8.8.0	R5-094861
RP-44	RP-090812	0771	-	Default SIB configuration for 3.84 Mcps TDD IMB	F	8.7.0	8.8.0	R5-094862

Meeting-1st-Level	Doc-1st-Level	CR	Rev	Subject	Cat	Version-Current	Version-New	Doc-2nd-Level
RP-44	RP-090812	0772	-	Supported Channels for MBSFN 3.84 Mcps TDD IMB	F	8.7.0	8.8.0	R5-094863
RP-44	RP-090809	0773	-	New RF procedure for HSDPA in CELL_FACH	F	8.7.0	8.8.0	R5-094984
RP-44	RP-090793	0774	-	CR to 34.108: Addition of RADIO BEARER SETUP condition for test case 5.2B in 34.121-1	F	8.7.0	8.8.0	R5-094994
RP-44	RP-090794	0775	-	addition of the Standard TDD reference test frequencies	F	8.7.0	8.8.0	R5-095013
RP-44	RP-090794	0776	-	correction of RADIO BEARER SETUP message default content	F	8.7.0	8.8.0	R5-095014
RP-44	RP-090791	0777	-	Addition of section 6.1.4.1a: Default Cell parameters Two PLMN in UTRAN test scenario with cells on PLMN1 belonging to two different frequencies	F	8.7.0	8.8.0	R5-095026
RP-44	RP-090805	0778	-	Update of the default RADIO BEARER SETUP message (FDD) for support of Dual Carrier Adjacent Channels for HSDPA	F	8.7.0	8.8.0	R5-095062
RP-44	RP-090794	0779	-	Update of the default RADIO BEARER SETUP message (FDD) for an additional RB combination	F	8.7.0	8.8.0	R5-095063
RP-44	RP-090800	0780	-	Update of the default RADIO BEARER SETUP message (FDD) for support of 64QAM+MIMO for HSDPA	F	8.7.0	8.8.0	R5-095128
RP-44	RP-090799	0781	-	Addition of Default Radio Bearer Conditions for Improved L2 UL MAC test cases	F	8.7.0	8.8.0	R5-095130
RP-45	RP-091124	0782	-	Addition of radio bearer parameters for UE HS-DSCH Physical Layer category 21, 22, 23 and 24 (Dual Cell)	F	8.8.0	8.9.0	R5-095605
RP-45	RP-091118	0783	-	Corrections to the default RRC CONNECTION SETUP message	F	8.8.0	8.9.0	R5-095646
RP-45	RP-091130	0784	-	Default SIB configuration for 3.84 Mcps TDD IMB	F	8.8.0	8.9.0	R5-095698
RP-45	RP-091130	0785	-	MBSFN service availability for 3.84 Mcps TDD IMB	F	8.8.0	8.9.0	R5-095699
RP-45	RP-091130	0786	-	Reference radio condition for 3.84 Mcps TDD IMB	F	8.8.0	8.9.0	R5-095700
RP-45	RP-091135	0787	-	Introduction of MIMO in Typical radio parameter sets for 1.28Mcps TDD	F	8.8.0	8.9.0	R5-095882
RP-45	RP-091123	0788	-	Update 5.5.1.4 for MBSFN TC Reference test conditions	F	8.8.0	8.9.0	R5-095945
RP-45	RP-091118	0789	-	Inclusion of common HS-DSCH and E-DCH info in SIB5 to be used by new enhanced CELL_FACH test cases for LCR TDD	F	8.8.0	8.9.0	R5-095957
RP-45	RP-091129	0790	-	Addition Reference Radio Bearer configurations used in MAC-ehs and MAC-i/is testing for LCR TDD	F	8.8.0	8.9.0	R5-095958
RP-45	RP-091115	0791	-	Editorial correction in clause 8.1.2.1	F	8.8.0	8.9.0	R5-096049
RP-45	RP-091117	0792	-	Correction of RADIO BEARER SETUP for 5.2B	F	8.8.0	8.9.0	R5-096052
RP-45	RP-091119	0794	-	Correction to condition A27 for Improved L2 UL Testing and generic table formatting	F	8.8.0	8.9.0	R5-096150
RP-45	RP-091119	0795	-	Correction to Default Radio Bearer Conditions for Improved L2 UL RLC AM test cases	F	8.8.0	8.9.0	R5-096153
RP-45	RP-091128	0796	1	Correction to Default message contents	F	8.8.0	8.9.0	R5-096171
RP-45	RP-091119	0797	-	Align USIM content to the latest REI-8 USIM files	F	8.8.0	8.9.0	R5-096180
RP-45	RP-091124	0798	-	Update of the default RADIO BEARER SETUP message for RF testing of Dual Carrier Adjacent Channels for HSDPA	F	8.8.0	8.9.0	R5-096280
RP-45	RP-091124	0799	-	New RF procedure for Dual Cell HSDPA	F	8.8.0	8.9.0	R5-096308
RP-45	RP-091119	0800	-	Correction to radio bearer configuration 6.10.2.4.6.6 for improvedL2 UL	F	8.8.0	8.9.0	R5-096706
RP-47	RP-100141	0801	-	Corrections to Radio Bearer Setup A26	F	8.9.0	8.10.0	R5-100054
RP-47	RP-100140	0802	-	Corrections to Radio Bearer Setup message for A17b/c Configurations	F	8.9.0	8.10.0	R5-100241
RP-47	RP-100154	0803	-	CR to 34.108: Update of test frequencies for extended UMTS1500 operating bands	F	8.9.0	8.10.0	R5-100253
RP-47	RP-100137	0804	-	Addition of new combinations for LCR TDD RAB testing in 34.108	F	8.9.0	8.10.0	R5-100336
RP-47	RP-100151	0805	-	Update of the default RADIO BEARER SETUP message to support enhanced CELL_FACH for LCR TDD	F	8.9.0	8.10.0	R5-100337

Meeting-1st-Level	Doc-1st-Level	CR	Rev	Subject	Cat	Version-Current	Version-New	Doc-2nd-Level
RP-47	RP-100157	0806	-	Introduction of Default Message Contents for CPC of 1.28Mcps TDD	F	8.9.0	8.10.0	R5-100388
RP-47	RP-100158	0807	-	Introduction of Default Message Contents for MIMO of 1.28Mcps TDD	F	8.9.0	8.10.0	R5-100389
RP-47	RP-100141	0808	-	Addition of reference HARQ Transmission Parameters for the combination of MIMO and 64QAM	F	8.9.0	8.10.0	R5-100525
RP-47	RP-100149	0809	-	CR to 34.108: Correction to RADIO BEARER SETUP condition for sub-test 5 in 5.2B test case	F	8.9.0	8.10.0	R5-100563
RP-47	RP-100150	0810	-	Correction to SIB5 for Enhanced CELL_FACH in UL and DL	F	8.9.0	8.10.0	R5-100632
RP-47	RP-100150	0811	-	Addition of RRC Connection Setup Default Condition for Enhanced CELL_FACH in UL cases	F	8.9.0	8.10.0	R5-100634
RP-47	RP-100150	0812	-	Addition of Default Radio Bearer Conditions for Enhanced UL in CELL_FACH	F	8.9.0	8.10.0	R5-100635
RP-47	RP-100140	0814	-	Correction to default RRC Connection setup message for HS-DSCH in CELL_FACH	F	8.9.0	8.10.0	R5-100681
RP-47	RP-100142	0819	-	Update of 9.2 Default RF Messages for TC7.8.5	F	8.9.0	8.10.0	R5-100726
RP-47	RP-100149	0815	-	Update of the default RADIO BEARER SETUP message (FDD) for support of Dual Carrier Adjacent Channels for HSDPA for radio bearer testing	F	8.9.0	8.10.0	R5-100769
RP-47	RP-100149	0816	-	Introduction of test frequencies to DC-HSDPA tests	F	8.9.0	8.10.0	R5-100875
RP-47	RP-100140	0817	-	Correction to Enhanced CELL_FACH RAB configuration	F	8.9.0	8.10.0	R5-101107
RP-47	RP-100149	0818	-	Update of physical channel params on HS-PDSCH for DC-HSDPA	F	8.9.0	8.10.0	R5-101181
RP-47	-	-	-	Moved to v9.0.0 with no change	-	8.10.0	9.0.0	-
RP-48	RP-100508	0820	-	Correction to Radio Bearer Setup message for A17b & A17c Configurations	F	9.0.0	9.1.0	R5-103030
RP-48	RP-100523	0821	-	CR to 34.108: Introduction of test frequencies of band XXI to DC-HSDPA tests	F	9.0.0	9.1.0	R5-103100
RP-48	RP-100511	0822	-	Default SIB5 contents for UEs supporting Enhanced UL/DL in CELL_FACH state	F	9.0.0	9.1.0	R5-103152
RP-48	RP-100522	0823	-	Addition conditions in message RADIO BEARER SETUP and RRC CONNECTION SETUP for LCR TDD	F	9.0.0	9.1.0	R5-103182
RP-48	RP-100508	0824	-	Specify the MAC-c header for the reference RB combinations on PRACH and HS-DSCH in 6.10.2.4.7	F	9.0.0	9.1.0	R5-103286
RP-48	RP-100525	0825	-	Adding eCall services support in Elementary File USIM Service Table - EFUST	F	9.0.0	9.1.0	R5-103399
RP-48	RP-100511	0826	-	Aligning UTRAN USIM parameters for multi-RAT devices	F	9.0.0	9.1.0	R5-103659
RP-48	RP-100518	0827	-	Addition of HNB related information	F	9.0.0	9.1.0	R5-103668
RP-48	RP-100508	0828	-	Amendment to some radio bearer configurations for 7.68 Mcps TDD	F	9.0.0	9.1.0	R5-103685
RP-48	RP-100517	0829	-	Correction to HS-SCCH configuration in RB Setup (DC-HSDPA)	F	9.0.0	9.1.0	R5-103725
RP-48	RP-100521	0833	-	Support for UMTS/LTE 800MHz for Europe in 34.108	F	9.0.0	9.1.0	R5-103766
RP-48	RP-100505	0830	-	Addition band d and band e for LCR TDD in 34.108	F	9.0.0	9.1.0	R5-103812
RP-48	RP-100519	0831	-	Correction to default Enhanced UL in CELL_FACH RB condition A29	F	9.0.0	9.1.0	R5-103862
RP-49	RP-100811	0834	-	Correction to Radio Bearer Setup message for MiMo configurations	F	9.1.0	9.2.0	R5-104320
RP-49	RP-100811	0835	-	Updating code allocation for MiMo configurations	F	9.1.0	9.2.0	R5-104321
RP-49	RP-100830	0836	-	Addition of new combinations on HS-PDSCH and E-PUCH for LCR TDD improved L2	F	9.1.0	9.2.0	R5-104359
RP-49	RP-100833	0837	-	Addition of default message contents for WLAN interworking testing	F	9.1.0	9.2.0	R5-104397
RP-49	RP-100985	0838	-	Update of the default RADIO BEARER SETUP message (FDD) for support of Dual Carrier HSDPA	F	9.1.0	9.2.0	R5-104470
RP-49	RP-100811	0839	-	Correction to RB Setup message condition used for testcase 14.7.6b	F	9.1.0	9.2.0	R5-104570
RP-49	RP-100808	0840	-	Correcting default USIM contents	F	9.1.0	9.2.0	R5-104679
RP-49	RP-100985	0841	-	Correction to the explanation of A25 set of RBsetup	F	9.1.0	9.2.0	R5-104680

Meeting-1st-Level	Doc-1st-Level	CR	Rev	Subject	Cat	Version-Current	Version-New	Doc-2nd-Level
RP-49	RP-100811	0842	-	Change the default value of Qrxlevmin for LCR TDD	F	9.1.0	9.2.0	R5-105018
RP-49	RP-100808	0843	-	Clarification to the FDD inter-band network environment	F	9.1.0	9.2.0	R5-105031
RP-50	RP-101137	0844	-	Corrections to SIB5 contents for Enhanced Cell FACH DL testcases	F	9.2.0	9.3.0	R5-106218
RP-50	RP-101137	0845	-	Corrections to RRC Connection setup contents for Enhanced Cell FACH DL testcases	F	9.2.0	9.3.0	R5-106219
RP-50	RP-101158	0846	-	Adding new IEs related to PPAC to the default system information block type 3	F	9.2.0	9.3.0	R5-106260
RP-50	RP-101134	0847	-	Addition SIB schedule for LCR TDD two S-CCPCH or two PRACH	F	9.2.0	9.3.0	R5-106343
RP-50	RP-101134	0848	-	Correction the TTI for LCR TDD 3.4kbps SRBs (multiframe)	F	9.2.0	9.3.0	R5-106344
RP-50	RP-101134	0849	-	Update for Band IX testing	F	9.2.0	9.3.0	R5-106382
RP-50	RP-101160	0850	-	Addition of radio bearer parameters for UE HS-DSCH Physical Layer category 25 to 28	F	9.2.0	9.3.0	R5-106435
RP-50	RP-101134	0851	-	Update of the default RADIO BEARER SETUP message (FDD) for support of SRBs mapped on E-DCH/DCH	F	9.2.0	9.3.0	R5-106499
RP-50	RP-101134	0852	-	Correction to DL DPCH transmit power for 64 KBPS CS + 64 KBPS PS call	F	9.2.0	9.3.0	R5-106669
RP-50	RP-101134	0853	-	Corrections to default settings of Elementary Files (EFs) on Test USIM	F	9.2.0	9.3.0	R5-106701
RP-50	RP-101138	0854	-	GPS Assistance Data corrections	F	9.2.0	9.3.0	R5-106814
RP-51	RP-110153	0855	-	Correction Physical channel parameters of downlink 128kbps PS RAB for LCR TDD in 34.108	F	9.3.0	9.4.0	R5-110615
RP-51	RP-110153	0856	-	Correction UARFCN and Frequency of band e for LCR TDD in 34.108	F	9.3.0	9.4.0	R5-110620
RP-51	RP-110165	0857	-	Reduce the channel code for HS-SCCH and HS-SICH, and adjust channel code of E-AGCH and E-HICH for LCR TDD RADIO BEARER SETUP	F	9.3.0	9.4.0	R5-110621
RP-51	RP-110154	0858	-	Reduce the channel code for HS-SCCH and HS-SICH for LCRTDD SIB5	F	9.3.0	9.4.0	R5-110622
RP-51	RP-110165	0859	-	Addition of comments for Rel-8 UE behaviour in section 7.2.4 (session setup)	F	9.3.0	9.4.0	R5-110667
RP-51	RP-110177	0860	-	Update of the default RADIO BEARER SETUP message (FDD) for support of combination of DC-HSDPA with MIMO	F	9.3.0	9.4.0	R5-110695
RP-52	RP-110642	0861	-	Corrections to RRC Connection Setup message default contents for conditions A4 and A6	F	9.4.0	9.5.0	R5-112420
RP-52	RP-110651	0862	-	Correction to RB setup message for DC-HSDPA	F	9.4.0	9.5.0	R5-112432
RP-52	RP-110667	0863	-	Addition of DB-DC-HSDPA into 34.108	F	9.4.0	9.5.0	R5-112840
RP-53	RP-111150	0864	-	Adding RF procedure for DC-HSUPA tests	F	9.5.0	9.6.0	R5-113080
RP-53	RP-111152	0865	-	Removal of A-GPS Assistance Data	F	9.5.0	9.6.0	R5-113144
RP-53	RP-111131	0866	-	Correction the contents of PHYSICAL CHANNEL RECONFIGURATION in 34.108 for LCR TDD	F	9.5.0	9.6.0	R5-113244
RP-53	RP-111133	0867	-	Corrections to RRC Connection Setup message (Enhanced FACH Downlink)	F	9.5.0	9.6.0	R5-113616
RP-53	RP-111146	0868	-	Modification for Rel-9 HNB protocol testing	F	9.5.0	9.6.0	R5-113777
RP-53	RP-111142	0869	-	Corrections to Radio Bearer Setup message (DC-HSDPA)	F	9.5.0	9.6.0	R5-113791
RP-53	RP-111133	0870	-	Addition of the default RADIO BEARER SETUP message (FDD) for support of 16QAM+MIMO for HSDPA.	F	9.5.0	9.6.0	R5-113799
RP-54	RP-111583	0871	-	Add new SIB scheduling for long SIB5/SIB5bis	F	9.6.0	9.7.0	R5-115102
RP-54	RP-111597	0873	-	Adding band XXII (3500MHz) to 34.108	F	9.6.0	9.7.0	R5-115192
RP-54	RP-111572	0874	-	Correction the TFICI code word / radio frame for downlink in 6.11.5.4.14 for LCR TDD	F	9.6.0	9.7.0	R5-115278
RP-54	RP-111571	0875	-	Use of IPv4 in session setup procedure	F	9.6.0	9.7.0	R5-115369
RP-54	RP-111574	0876	-	Introduction of reference radio bearer combination for NISPC testing	F	9.6.0	9.7.0	R5-115398

Meeting-1st-Level	Doc-1st-Level	CR	Rev	Subject	Cat	Version-Current	Version-New	Doc-2nd-Level
RP-54	-	-	-	Moved to Rel-10 with no change	-	9.7.0	10.0.0	-
RP-54	RP-111601	0872	-	Addition of test procedure for performance requirement under multiple-cell scenario for 1,28 Mcps TDD	F	10.0.0	11.0.0	R5-115130
RP-55	RP-120172	0879	-	LCR TDD enhancement of RRC messages to Rel-10	F	11.0.0	11.1.0	R5-120491
RP-55	RP-120194	0880	-	Addition of radio bearer parameters for UE E-DCH physical layer categories 8 and 9	F	11.0.0	11.1.0	R5-120539
RP-55	RP-120183	0881	-	Correction to Radio Bearer Setup message (mac-i/is)	F	11.0.0	11.1.0	R5-120605
RP-55	RP-120184	0882	-	Define generic procedure and default HSPA RB for IMS emergency call setup.	F	11.0.0	11.1.0	R5-120687
RP-56	RP-120663	0883	-	Introduction of default messages for ANR for UTRAN test cases	F	11.1.0	11.2.0	R5-121101
RP-56	RP-120655	0884	-	Addition of Generic IMS Emergency call set up procedure for mobile originating packet switched sessions - Limited Service	F	11.1.0	11.2.0	R5-121115
RP-56	RP-120664	0885	-	Update of System Information Block Type 3	F	11.1.0	11.2.0	R5-121117
RP-56	RP-120664	0886	-	Addition of 4C-HSDPA into 34.108	F	11.1.0	11.2.0	R5-121119
RP-56	RP-120648	0887	-	Introduce an access control class default value	F	11.1.0	11.2.0	R5-121120
RP-56	RP-120636	0888	-	Addition of default power levels of physical channels for LCR TDD	F	11.1.0	11.2.0	R5-121124
RP-56	RP-120669	0889	-	Correction to references for A-GPS	F	11.1.0	11.2.0	R5-121125
RP-56	RP-120656	0890	-	Introduction of default RRC messages for DC-HSUPA	F	11.1.0	11.2.0	R5-121255
RP-56	RP-120656	0891	-	Introduction of new reference radio bearer combination for DC-HSUPA MAC testing	F	11.1.0	11.2.0	R5-121355
RP-56	RP-120635	0892	-	Correction to QoS for requested bearer	F	11.1.0	11.2.0	R5-121434
RP-56	RP-120648	0893	-	Clarification of the scope of Band a for 1.28 Mcps TDD option in TS 34.108	F	11.1.0	11.2.0	R5-121454
RP-56	RP-120640	0894	-	Correction to RF Default Messages for TDD in 34.108	F	11.1.0	11.2.0	R5-121537
RP-56	RP-120648	0895	-	Correction of enhanced CELL_FACH uplink channel configuration	F	11.1.0	11.2.0	R5-121688
RP-56	RP-120648	0896	-	Addition of default System Information Block Type 19 into 34.108	F	11.1.0	11.2.0	R5-121718
RP-56	RP-120664	0897	-	Update of Radio Bearer Reconfiguration Message	F	11.1.0	11.2.0	R5-121818
RP-56	RP-120664	0898	-	Update of the default RADIO BEARER SETUP message (FDD) for support of 4C HSDPA	F	11.1.0	11.2.0	R5-121819
RP-56	RP-120640	0899	-	Correction to Default SI Messages for TDD in 34.108	F	11.1.0	11.2.0	R5-121943
RP-56	RP-120656	0900	-	Definition of default RB SETUP message for DC-HSUPA RF tests in section 9.2	F	11.1.0	11.2.0	R5-121953
RP-56	RP-120656	0901	-	RB SETUP message for DC-HSUPA RF tests	F	11.1.0	11.2.0	R5-121993
RP-57	RP-121090	0902	-	Change the UL and DL Transport channel information common in RB release message for A5-A8 and A10 for LCR TDD in 34.108	F	11.2.0	11.3.0	R5-123193
RP-57	RP-121093	0903	-	Addition some IE's default value for LCR TDD in 34.108	F	11.2.0	11.3.0	R5-123195
RP-57	RP-121109	0904	-	Correction to radio beared message content for DC-HSUPA tests	F	11.2.0	11.3.0	R5-123240
RP-57	RP-121103	0905	-	Correction of reference test frequency in band e for 1.28 Mcps option	F	11.2.0	11.3.0	R5-123374
RP-57	RP-121109	0906	-	Correction to RADIO BEARER SETUP message for DC-HSUPA protocol testing	F	11.2.0	11.3.0	R5-123471
RP-57	RP-121111	0907	-	Adding FDD reference test frequencies for Operating Band XXV	F	11.2.0	11.3.0	R5-123711
RP-57	RP-121094	0908	-	Correction to Default SIB5 for TDD in 34.108	F	11.2.0	11.3.0	R5-123717
RP-57	RP-121102	0909	-	Correction to default contents of Radio Bearer Setup message for configuration A19a in 34.108	F	11.2.0	11.3.0	R5-123745
RP-57	RP-121090	0910	-	Addition default physical channels code allocation for Signalling for LCR TDD in 34.108	F	11.2.0	11.3.0	R5-123770
RP-58	RP-121654	0911	-	Addition of new condition A19b to default message content for Radio Bearer setup message	F	11.3.0	11.4.0	R5-125082

Meeting-1st-Level	Doc-1st-Level	CR	Rev	Subject	Cat	Version-Current	Version-New	Doc-2nd-Level
RP-58	RP-121673	0912	-	Addition of 16QAM related IEs to RB Setup message for DC-HSUPA	F	11.3.0	11.4.0	R5-125248
RP-58	RP-121663	0913	-	Correction to MAC-ehs window size in RB SETUP message(DC-HSDPA)	F	11.3.0	11.4.0	R5-125400
RP-58	RP-121705	0914	-	Addition of a connection set up procedure for CS+PS multi RAB combination.	F	11.3.0	11.4.0	R5-125480
RP-58	RP-121663	0915	-	Clarification of IPv6 signalling	F	11.3.0	11.4.0	R5-125676
RP-58	RP-121654	0916	-	Correction to default RADIO BEARER SETUP message (FDD) condition A28a for support of MIMO/Non-MIMO Co-existence Tests	F	11.3.0	11.4.0	R5-125677
RP-58	RP-121680	0917	-	Update of the default RADIO BEARER SETUP message (FDD) for support of 4C HSDPA	F	11.3.0	11.4.0	R5-125688
RP-58	RP-121653	0918	-	Correction some parameters value in 34.108 for LCR TDD	F	11.3.0	11.4.0	R5-126014
RP-59	RP-130145	0919	-	Correction the default value of RACH and E-RUCCH in SIB5 for 1.28Mcps TDD	F	11.4.0	11.5.0	R5-130165
RP-59	RP-130145	0920	-	Correction of default RADIO BEARER SETUP message for DC-HSUPA testing.	F	11.4.0	11.5.0	R5-130235
RP-59	RP-130145	0921	-	Addition of test frequencies for DC-HSUPA	F	11.4.0	11.5.0	R5-130236
RP-60	RP-130625	0922	-	Addition of default IEs for MDT	F	11.5.0	11.6.0	R5-131420
RP-60	RP-130609	0923	-	Addition of FDD reference test frequencies for Operating Band XXVI (FDD26) into TS 34.108	F	11.5.0	11.6.0	R5-131755
RP-60	RP-130621	0924	-	Test frequencies for 3C/4C HSDPA	F	11.5.0	11.6.0	R5-131773
RP-60	RP-130611	0925	-	Update the default message content of RRC CONNECTION REQUEST	F	11.5.0	11.6.0	R5-131874
RP-61	RP-131099	0926	-	Correction of specific Message contents of Radio Bearer Setup message for condition A25b, A17d and A17e	F	11.6.0	11.7.0	R5-133096
RP-61	RP-131102	0927	-	Correction the contents of condition A19 and A20 for RADIO BEARER SETUP of 1.28Mcps TDD	F	11.6.0	11.7.0	R5-133209
RP-61	RP-131112	0928	-	Correction to default ACTIVE SET UPDATE message	F	11.6.0	11.7.0	R5-133211
RP-61	RP-131100	0929	-	Correction to Midamble configuration in SIB5(1.28 Mcps TDD)	F	11.6.0	11.7.0	R5-133439
RP-61	RP-131100	0930	-	Addition of Procedure for IP address allocation in the U-plane	F	11.6.0	11.7.0	R5-133560
RP-61	RP-131100	0931	-	Definition of default contents for EF HPLMNwAcT on TestUSIM	F	11.6.0	11.7.0	R5-133561
RP-61	RP-131112	0932	-	Update of RB Setup for Conditions A33, A34, A35 and A36	F	11.6.0	11.7.0	R5-133634
RP-61	RP-131257	0933	-	Correction the default configuration for FACH of 1.28Mcps TDD	F	11.6.0	11.7.0	R5-133724
RP-61	RP-131121	0934	-	Addition of test procedure for RF to configure UL CLTD	F	11.6.0	11.7.0	R5-133877
RP-62	RP-131875	0935	-	Update of RB Setup for Conditions A33, A34, A35 and A36 and addition of new condition A37	F	11.7.0	11.8.0	R5-134693
RP-62	RP-131875	0936	-	Introduction of FDD downlink physical channels code allocation for E-DCH signalling testing using HSDPA configuration with 64QAM and MIMO	F	11.7.0	11.8.0	R5-134694
RP-62	RP-131858	0937	-	Correction of the value of UL target SIR for DPCH for LCR TDD	F	11.7.0	11.8.0	R5-134734
RP-62	RP-131857	0938	-	Correction to reference test frequencies for Band XII, XXV and XXVI	F	11.7.0	11.8.0	R5-134905
RP-62	RP-131878	0939	-	Addition of default IEs for eMDT	F	11.7.0	11.8.0	R5-134915
RP-62	RP-131881	0940	-	Addition of test procedure for UL OLTD	F	11.7.0	11.8.0	R5-134971

History

Document history		
V11.3.0	October 2012	Publication
V11.4.0	February 2013	Publication
V11.5.0	May 2013	Publication
V11.6.0	July 2013	Publication
V11.7.0	October 2013	Publication
V11.8.0	February 2014	Publication