

# ETSI TS 136 423 V9.3.0 (2010-06)

---

*Technical Specification*

**LTE;  
Evolved Universal Terrestrial Radio  
Access Network (E-UTRAN);  
X2 Application Protocol (X2AP)  
(3GPP TS 36.423 version 9.3.0 Release 9)**

---



---

**Reference**RTS/TSGR-0336423v930

---

---

**Keywords**LTE

---

**ETSI**

650 Route des Lucioles  
F-06921 Sophia Antipolis Cedex - FRANCE

---

Tel.: +33 4 92 94 42 00 Fax: +33 4 93 65 47 16

Siret N° 348 623 562 00017 - NAF 742 C  
Association à but non lucratif enregistrée à la  
Sous-Préfecture de Grasse (06) N° 7803/88

---

**Important notice**

---

Individual copies of the present document can be downloaded from:

<http://www.etsi.org>

The present document may be made available in more than one electronic version or in print. In any case of existing or perceived difference in contents between such versions, the reference version is the Portable Document Format (PDF). In case of dispute, the reference shall be the printing on ETSI printers of the PDF version kept on a specific network drive within ETSI Secretariat.

Users of the present document should be aware that the document may be subject to revision or change of status. Information on the current status of this and other ETSI documents is available at

<http://portal.etsi.org/tb/status/status.asp>

If you find errors in the present document, please send your comment to one of the following services:

[http://portal.etsi.org/chaicor/ETSI\\_support.asp](http://portal.etsi.org/chaicor/ETSI_support.asp)

---

**Copyright Notification**

---

No part may be reproduced except as authorized by written permission.  
The copyright and the foregoing restriction extend to reproduction in all media.

© European Telecommunications Standards Institute 2010.  
All rights reserved.

**DECT**<sup>TM</sup>, **PLUGTESTS**<sup>TM</sup>, **UMTS**<sup>TM</sup>, **TIPHON**<sup>TM</sup>, the TIPHON logo and the ETSI logo are Trade Marks of ETSI registered for the benefit of its Members.

**3GPP**<sup>TM</sup> is a Trade Mark of ETSI registered for the benefit of its Members and of the 3GPP Organizational Partners.

**LTE**<sup>TM</sup> is a Trade Mark of ETSI currently being registered

for the benefit of its Members and of the 3GPP Organizational Partners.

**GSM**<sup>®</sup> and the GSM logo are Trade Marks registered and owned by the GSM Association.

---

## Intellectual Property Rights

IPRs essential or potentially essential to the present document may have been declared to ETSI. The information pertaining to these essential IPRs, if any, is publicly available for **ETSI members and non-members**, and can be found in ETSI SR 000 314: "*Intellectual Property Rights (IPRs); Essential, or potentially Essential, IPRs notified to ETSI in respect of ETSI standards*", which is available from the ETSI Secretariat. Latest updates are available on the ETSI Web server (<http://webapp.etsi.org/IPR/home.asp>).

Pursuant to the ETSI IPR Policy, no investigation, including IPR searches, has been carried out by ETSI. No guarantee can be given as to the existence of other IPRs not referenced in ETSI SR 000 314 (or the updates on the ETSI Web server) which are, or may be, or may become, essential to the present document.

---

## Foreword

This Technical Specification (TS) has been produced by ETSI 3rd Generation Partnership Project (3GPP).

The present document may refer to technical specifications or reports using their 3GPP identities, UMTS identities or GSM identities. These should be interpreted as being references to the corresponding ETSI deliverables.

The cross reference between GSM, UMTS, 3GPP and ETSI identities can be found under <http://webapp.etsi.org/key/queryform.asp>.

# Contents

Intellectual Property Rights .....	2
Foreword.....	2
Foreword.....	7
1 Scope .....	8
2 References .....	8
3 Definitions, symbols and abbreviations .....	9
3.1 Definitions .....	9
3.2 Symbols.....	9
3.3 Abbreviations .....	9
4 General .....	10
4.1 Procedure specification principles.....	10
4.2 Forwards and backwards compatibility.....	10
4.3 Specification notations .....	10
5 X2AP services .....	11
5.1 X2AP procedure modules .....	11
5.2 Parallel transactions.....	11
6 Services expected from signalling transport.....	11
7 Functions of X2AP.....	11
8 X2AP procedures .....	12
8.1 Elementary procedures .....	12
8.2 Basic mobility procedures .....	13
8.2.1 Handover Preparation .....	13
8.2.1.1 General.....	13
8.2.1.2 Successful Operation.....	13
8.2.1.3 Unsuccessful Operation .....	15
8.2.1.4 Abnormal Conditions .....	15
8.2.2 SN Status Transfer .....	16
8.2.2.1 General .....	16
8.2.2.2 Successful Operation.....	16
8.2.2.3 Abnormal Conditions .....	16
8.2.3 UE Context Release .....	16
8.2.3.1 General .....	16
8.2.3.2 Successful Operation.....	17
8.2.3.3 Unsuccessful Operation .....	17
8.2.3.4 Abnormal Conditions .....	17
8.2.4 Handover Cancel .....	17
8.2.4.1 General .....	17
8.2.4.2 Successful Operation.....	17
8.2.4.3 Unsuccessful Operation .....	18
8.2.4.4 Abnormal Conditions .....	18
8.3 Global Procedures .....	18
8.3.1 Load Indication .....	18
8.3.1.1 General .....	18
8.3.1.2 Successful Operation.....	18
8.3.1.3 Unsuccessful Operation .....	19
8.3.1.4 Abnormal Conditions .....	19
8.3.2 Error Indication.....	19
8.3.2.1 General .....	19
8.3.2.2 Successful Operation.....	19
8.3.2.3 Unsuccessful Operation .....	19
8.3.2.4 Abnormal Conditions .....	19

8.3.3	X2 Setup .....	20
8.3.3.1	General .....	20
8.3.3.2	Successful Operation.....	20
8.3.3.3	Unsuccessful Operation .....	21
8.3.3.4	Abnormal Conditions .....	21
8.3.4	Reset .....	21
8.3.4.1	General .....	21
8.3.4.2	Successful Operation.....	22
8.3.4.3	Unsuccessful Operation .....	22
8.3.4.4	Abnormal Conditions .....	22
8.3.5	eNB Configuration Update .....	22
8.3.5.1	General .....	22
8.3.5.2	Successful Operation.....	22
8.3.5.3	Unsuccessful Operation .....	24
8.3.5.4	Abnormal Conditions .....	24
8.3.6	Resource Status Reporting Initiation .....	24
8.3.6.1	General.....	24
8.3.6.2	Successful Operation .....	24
8.3.6.3	Unsuccessful Operation .....	25
8.3.6.4	Abnormal Conditions.....	25
8.3.7	Resource Status Reporting.....	26
8.3.7.1	General .....	26
8.3.7.2	Successful Operation.....	26
8.3.8	Mobility Settings Change .....	26
8.3.8.1	General .....	26
8.3.8.2	Successful Operation.....	27
8.3.8.3	Unsuccessful Operation .....	27
8.3.8.4	Abnormal Conditions .....	27
8.3.9	Radio Link Failure Indication .....	27
8.3.9.1	General .....	27
8.3.9.2	Successful Operation.....	28
8.3.9.3	Unsuccessful Operation .....	28
8.3.9.4	Abnormal Conditions .....	28
8.3.10	Handover Report.....	28
8.3.10.1	General .....	28
8.3.10.2	Successful Operation.....	28
8.3.10.3	Unsuccessful Operation .....	29
8.3.10.4	Abnormal Conditions .....	29
8.3.11	Cell Activation.....	29
8.3.11.1	General .....	29
8.3.11.2	Successful Operation.....	29
8.3.11.3	Unsuccessful Operation .....	30
8.3.11.4	Abnormal Conditions .....	30
9	Elements for X2AP Communication.....	30
9.0	General .....	30
9.1	Message Functional Definition and Content .....	30
9.1.1	Messages for Basic Mobility Procedures.....	30
9.1.1.1	HANDOVER REQUEST .....	30
9.1.1.2	HANDOVER REQUEST ACKNOWLEDGE.....	32
9.1.1.3	HANDOVER PREPARATION FAILURE .....	32
9.1.1.4	SN STATUS TRANSFER .....	33
9.1.1.5	UE CONTEXT RELEASE .....	34
9.1.1.6	HANDOVER CANCEL .....	35
9.1.2	Messages for global procedures.....	35
9.1.2.1	LOAD INFORMATION.....	35
9.1.2.2	ERROR INDICATION .....	36
9.1.2.3	X2 SETUP REQUEST.....	36
9.1.2.4	X2 SETUP RESPONSE.....	37
9.1.2.5	X2 SETUP FAILURE.....	37
9.1.2.6	RESET REQUEST .....	38
9.1.2.7	RESET RESPONSE.....	38

9.1.2.8	ENB CONFIGURATION UPDATE .....	38
9.1.2.9	ENB CONFIGURATION UPDATE ACKNOWLEDGE .....	40
9.1.2.10	ENB CONFIGURATION UPDATE FAILURE.....	40
9.1.2.11	RESOURCE STATUS REQUEST .....	40
9.1.2.12	RESOURCE STATUS RESPONSE.....	41
9.1.2.13	RESOURCE STATUS FAILURE .....	42
9.1.2.14	RESOURCE STATUS UPDATE .....	42
9.1.2.15	MOBILITY CHANGE REQUEST.....	42
9.1.2.16	MOBILITY CHANGE ACKNOWLEDGE.....	43
9.1.2.17	MOBILITY CHANGE FAILURE.....	43
9.1.2.18	RLF INDICATION.....	43
9.1.2.19	HANDOVER REPORT .....	44
9.1.2.20	CELL ACTIVATION REQUEST .....	45
9.1.2.21	CELL ACTIVATION RESPONSE .....	45
9.1.2.22	CELL ACTIVATION FAILURE .....	45
9.2	Information Element definitions.....	45
9.2.0	General.....	45
9.2.1	GTP Tunnel Endpoint .....	46
9.2.2	Trace Activation .....	46
9.2.3	Handover Restriction List.....	48
9.2.4	PLMN Identity .....	48
9.2.5	DL Forwarding .....	49
9.2.6	Cause .....	49
9.2.7	Criticality Diagnostics .....	53
9.2.8	Served Cell Information.....	54
9.2.9	E-RAB Level QoS Parameters.....	56
9.2.10	GBR QoS Information .....	56
9.2.11	Bit Rate .....	57
9.2.12	UE Aggregate Maximum Bit Rate.....	57
9.2.13	Message Type .....	57
9.2.14	ECGI.....	58
9.2.15	COUNT Value .....	58
9.2.16	GUMMEI.....	58
9.2.17	UL Interference Overload Indication.....	59
9.2.18	UL High Interference Indication.....	59
9.2.19	Relative Narrowband Tx Power (RNTP).....	59
9.2.20	GU Group Id.....	60
9.2.21	Location Reporting Information .....	60
9.2.22	Global eNB ID.....	61
9.2.23	E-RAB ID .....	61
9.2.24	eNB UE X2AP ID .....	61
9.2.25	Subscriber Profile ID for RAT/Frequency priority.....	61
9.2.26	EARFCN .....	61
9.2.27	Transmission Bandwidth .....	62
9.2.28	E-RAB List .....	62
9.2.29	UE Security Capabilities.....	62
9.2.30	AS Security Information.....	63
9.2.31	Allocation and Retention Priority .....	63
9.2.32	Time to Wait.....	64
9.2.33	SRVCC Operation Possible .....	65
9.2.34	Hardware Load Indicator .....	65
9.2.35	S1 TNL Load Indicator.....	65
9.2.36	Load Indicator.....	65
9.2.37	Radio Resource Status .....	65
9.2.38	UE History Information .....	65
9.2.39	Last Visited Cell Information .....	66
9.2.40	Last Visited E-UTRAN Cell Information.....	66
9.2.41	Last Visited GERAN Cell Information.....	67
9.2.42	Cell Type .....	67
9.2.43	Number of Antenna Ports .....	67
9.2.44	Composite Available Capacity Group .....	67
9.2.45	Composite Available Capacity .....	67

9.2.46	Cell Capacity Class Value .....	68
9.2.47	Capacity Value.....	68
9.2.50	PRACH Configuration.....	69
9.2.51	Subframe Allocation .....	69
9.3	Message and Information Element Abstract Syntax (with ASN.1).....	70
9.3.1	General.....	70
9.3.2	Usage of Private Message Mechanism for Non-standard Use.....	70
9.3.3	Elementary Procedure Definitions .....	70
9.3.4	PDU Definitions .....	76
9.3.5	Information Element definitions .....	93
9.3.6	Common definitions .....	111
9.3.7	Constant definitions .....	112
9.3.8	Container definitions.....	115
9.4	Message transfer syntax .....	120
9.5	Timers .....	120
10	Handling of unknown, unforeseen and erroneous protocol data .....	120
<b>Annex A (informative):</b>	<b>Change History .....</b>	<b>121</b>
History .....		122

---

# Foreword

This Technical Specification has been produced by the 3<sup>rd</sup> Generation Partnership Project (3GPP).

The contents of the present document are subject to continuing work within the TSG and may change following formal TSG approval. Should the TSG modify the contents of the present document, it will be re-released by the TSG with an identifying change of release date and an increase in version number as follows:

Version x.y.z

where:

- x the first digit:
  - 1 presented to TSG for information;
  - 2 presented to TSG for approval;
  - 3 or greater indicates TSG approved document under change control.
- y the second digit is incremented for all changes of substance, i.e. technical enhancements, corrections, updates, etc.
- z the third digit is incremented when editorial only changes have been incorporated in the document.



---

# 1 Scope

The present document specifies the radio network layer signalling procedures of the control plane between eNBs in E-UTRAN. X2AP supports the functions of X2 interface by signalling procedures defined in this document. X2AP is developed in accordance to the general principles stated in [2] and [3].

---

# 2 References

The following documents contain provisions which, through reference in this text, constitute provisions of the present document.

- References are either specific (identified by date of publication, edition number, version number, etc.) or non-specific.
- For a specific reference, subsequent revisions do not apply.
- For a non-specific reference, the latest version applies. In the case of a reference to a 3GPP document (including a GSM document), a non-specific reference implicitly refers to the latest version of that document *in the same Release as the present document*.

- [1] 3GPP TR 21.905: "Vocabulary for 3GPP Specifications".
- [2] 3GPP TS 36.401: "Evolved Universal Terrestrial Radio Access Network (E-UTRAN); Architecture Description".
- [3] 3GPP TS 36.420: "Evolved Universal Terrestrial Radio Access Network (E-UTRAN); X2 General Aspects and Principles".
- [4] 3GPP TS 36.413: " Evolved Universal Terrestrial Radio Access Network (E-UTRAN); S1 Application Protocol (S1AP)".
- [5] ITU-T Recommendation X.691 (07/2002): "Information technology - ASN.1 encoding rules - Specification of Packed Encoding Rules (PER) ".
- [6] 3GPP TS 32.422: "Telecommunication Management; Subscriber and Equipment Trace; Trace Control and Configuration Management".
- [7] 3GPP TS 32.421: "Telecommunication Management; Subscriber and Equipment Trace; Trace concepts and requirements".
- [8] 3GPP TS 36.424: "Evolved Universal Terrestrial Radio Access Network (E-UTRAN); X2 data transport".
- [9] 3GPP TS 36.331: "Evolved Universal Terrestrial Radio Access (E-UTRAN); Radio Resource Control (RRC) Protocol Specification".
- [10] 3GPP TS 36.211: "Evolved Universal Terrestrial Radio Access (E-UTRA); Physical Channels and Modulation".
- [11] 3GPP TS 36.213: "Evolved Universal Terrestrial Radio Access (E-UTRA); Physical layer procedures ".
- [12] 3GPP TS 23.401: "General Packet Radio Service (GPRS) enhancements for Evolved Universal Terrestrial Radio Access Network (E-UTRAN) access".
- [13] 3GPP TS 23.203: "Policy and charging control architecture".
- [14] 3GPP TS 24.301: "Non-Access-Stratum (NAS) protocol for Evolved Packet System; Stage 3".

- [15] 3GPP TS 36.300: "Evolved Universal Terrestrial Radio Access (E-UTRA), Evolved Universal Terrestrial Radio Access Network (E-UTRAN); Overall description; stage 2".
- [16] 3GPP TS 36.104: "Base Station (BS) radio transmission and reception".
- [17] 3GPP TS 24.008: "Mobile Radio Interface Layer 3 Specification; Core Network Protocols; Stage 3".
- [18] 3GPP TS 33.401: "Security architecture".
- [19] 3GPP TS 36.414: "Evolved Universal Terrestrial Radio Access Network (E-UTRAN); S1 data transport".
- [20] 3GPP TS 23.216: "Single Radio Voice Call Continuity (SRVCC)".
- [21] 3GPP TS 36.422: "Evolved Universal Terrestrial Radio Access Network (E-UTRAN); X2 signaling transport".
- [22] 3GPP TS 36.314: "Evolved Universal Terrestrial Radio Access Network (E-UTRAN); Layer 2 - Measurements".
- [23] 3GPP TS 23.203: "Policy and charging control architecture".
- [24] 3GPP TS 25.413: "UTRAN Iu interface RANAP signalling"

---

## 3 Definitions, symbols and abbreviations

### 3.1 Definitions

For the purposes of the present document, the terms and definitions given in [1] and the following apply. A term defined in the present document takes precedence over the definition of the same term, if any, in [1].

**Elementary Procedure:** X2AP protocol consists of Elementary Procedures (EPs). An X2AP Elementary Procedure is a unit of interaction between two eNBs. An EP consists of an initiating message and possibly a response message. Two kinds of EPs are used:

- **Class 1:** Elementary Procedures with response (success or failure),
- **Class 2:** Elementary Procedures without response.

**E-RAB:** Defined in [2].

### 3.2 Symbols

For the purposes of the present document, the following symbols apply:

<symbol>            <Explanation>

### 3.3 Abbreviations

For the purposes of the present document, the abbreviations given in [1] and the following apply. An abbreviation defined in the present document takes precedence over the definition of the same abbreviation, if any, in [1].

DL	Downlink
EARFCN	E-UTRA Absolute Radio Frequency Channel Number
eNB	E-UTRAN NodeB
EP	Elementary Procedure
EPC	Evolved Packet Core
E-RAB	E-UTRAN Radio Access Bearer
E-UTRAN	Evolved UTRAN

GUMMEI	Globally Unique MME Identifier
HFN	Hyper Frame Number
IE	Information Element
MME	Mobility Management Entity
PDCP	Packet Data Convergence Protocol
PLMN	Public Land Mobile Network
S-GW	Serving Gateway
SN	Sequence Number
TAC	Tracking Area Code
UE	User Equipment
UL	Uplink

---

## 4 General

### 4.1 Procedure specification principles

The principle for specifying the procedure logic is to specify the functional behaviour of the terminating eNB exactly and completely. Any rule that specifies the behaviour of the originating eNB shall be possible to be verified with information that is visible within the system.

The following specification principles have been applied for the procedure text in clause 8:

- The procedure text discriminates between:

- 1) Functionality which "shall" be executed

The procedure text indicates that the receiving node "shall" perform a certain function Y under a certain condition. If the receiving node supports procedure X but cannot perform functionality Y requested in the initiating message of a Class 1 EP, the receiving node shall respond with the message used to report unsuccessful outcome for this procedure, containing an appropriate cause value.

- 2) Functionality which "shall, if supported" be executed

The procedure text indicates that the receiving node "shall, if supported," perform a certain function Y under a certain condition. If the receiving node supports procedure X, but does not support functionality Y, the receiving node shall proceed with the execution of the EP, possibly informing the requesting node about the not supported functionality.

- Any required inclusion of an optional IE in a response message is explicitly indicated in the procedure text. If the procedure text does not explicitly indicate that an optional IE shall be included in a response message, the optional IE shall not be included. For requirements on including *Criticality Diagnostics* IE, see section 10.

### 4.2 Forwards and backwards compatibility

The forwards and backwards compatibility of the protocol is assured by a mechanism where all current and future messages, and IEs or groups of related IEs, include ID and criticality fields that are coded in a standard format that will not be changed in the future. These parts can always be decoded regardless of the standard version.

### 4.3 Specification notations

For the purposes of the present document, the following notations apply:

Procedure	When referring to an elementary procedure in the specification the Procedure Name is written with the first letters in each word in upper case characters followed by the word "procedure", e.g. Handover Preparation procedure.
Message	When referring to a message in the specification the MESSAGE NAME is written with all letters in upper case characters followed by the word "message", e.g. HANDOVER REQUEST message.

IE	When referring to an information element (IE) in the specification the <i>Information Element Name</i> is written with the first letters in each word in upper case characters and all letters in Italic font followed by the abbreviation "IE", e.g. <i>E-RAB ID IE</i> .
Value of an IE	When referring to the value of an information element (IE) in the specification the "Value" is written as it is specified in sub clause 9.2 enclosed by quotation marks, e.g. "Value".

---

## 5 X2AP services

The present clause describes the services an eNB offers to its neighbours.

### 5.1 X2AP procedure modules

The X2 interface X2AP procedures are divided into two modules as follows:

1. X2AP Basic Mobility Procedures;
2. X2AP Global Procedures;

The X2AP Basic Mobility Procedures module contains procedures used to handle the UE mobility within E-UTRAN.

The Global Procedures module contains procedures that are not related to a specific UE. The procedures in this module are in contrast to the above module involving two peer eNBs.

### 5.2 Parallel transactions

Unless explicitly indicated in the procedure specification, at any instance in time one protocol peer shall have a maximum of one ongoing X2AP procedure related to a certain UE.

---

## 6 Services expected from signalling transport

The signalling connection shall provide in sequence delivery of X2AP messages. X2AP shall be notified if the signalling connection breaks.

X2 signalling transport is described in [21].

---

## 7 Functions of X2AP

The X2AP protocol provides the following functions:

- Mobility Management. This function allows the eNB to move the responsibility of a certain UE to another eNB. Forwarding of user plane data, Status Transfer and UE Context Release function are parts of the mobility management.
- Load Management. This function is used by eNBs to indicate resource status, overload and traffic load to each other.
- Reporting of General Error Situations. This function allows reporting of general error situations, for which function specific error messages have not been defined.
- Resetting the X2. This function is used to reset the X2 interface.
- Setting up the X2. This function is used to exchange necessary data for the eNB for setup the X2 interface and implicitly perform an X2 Reset.
- eNB Configuration Update. This function allows updating of application level data needed for two eNBs to interoperate correctly over the X2 interface.

- Mobility Parameters Management. This function allows the eNB to coordinate adaptation of mobility parameter settings with a peer eNB.
- Mobility Robustness Optimisation. This function allows reporting of information related to mobility failure events.
- Energy Saving. This function allows decreasing energy consumption by enabling indication of cell activation/deactivation over the X2 interface.

The mapping between the above functions and X2 EPs is shown in the table below.

**Table 7-1: Mapping between X2AP functions and X2AP EPs**

Function	Elementary Procedure(s)
Mobility Management	a) Handover Preparation b) SN Status Transfer c) UE Context Release d) Handover Cancel
Load Management	a) Load Indication b) Resource Status Reporting Initiation c) Resource Status Reporting
Reporting of General Error Situations	Error Indication
Resetting the X2	Reset
Setting up the X2	X2 Setup
eNB Configuration Update	a) eNB Configuration Update b) Cell Activation
Mobility Parameters Management	Mobility Settings Change
Mobility Robustness Optimisation	a) Radio Link Failure Indication b) Handover Report
Energy Saving	a) eNB Configuration Update b) Cell Activation

## 8 X2AP procedures

### 8.1 Elementary procedures

In the following tables, all EPs are divided into Class 1 and Class 2 EPs.

**Table 8.1-1: Class 1 Elementary Procedures**

Elementary Procedure	Initiating Message	Successful Outcome	Unsuccessful Outcome
		Response message	Response message
Handover Preparation	HANDOVER REQUEST	HANDOVER REQUEST ACKNOWLEDGE	HANDOVER PREPARATION FAILURE
Reset	RESET REQUEST	RESET RESPONSE	
X2 Setup	X2 SETUP REQUEST	X2 SETUP RESPONSE	X2 SETUP FAILURE
eNB Configuration Update	ENB CONFIGURATION UPDATE	ENB CONFIGURATION UPDATE ACKNOWLEDGE	ENB CONFIGURATION UPDATE FAILURE
Resource Status Reporting Initiation	RESOURCE STATUS REQUEST	RESOURCE STATUS RESPONSE	RESOURCE STATUS FAILURE
Mobility Settings Change	MOBILITY CHANGE REQUEST	MOBILITY CHANGE ACKNOWLEDGE	MOBILITY CHANGE FAILURE

Elementary Procedure	Initiating Message	Successful Outcome	Unsuccessful Outcome
		Response message	Response message
Cell Activation	CELL ACTIVATION REQUEST	CELL ACTIVATION RESPONSE	CELL ACTIVATION FAILURE

Table 8.1-2: Class 2 Elementary Procedures

Elementary Procedure	Initiating Message
Load Indication	LOAD INFORMATION
Handover Cancel	HANDOVER CANCEL
SN Status Transfer	SN STATUS TRANSFER
UE Context Release	UE CONTEXT RELEASE
Resource Status Reporting	RESOURCE STATUS UPDATE
Error Indication	ERROR INDICATION
Radio Link Failure Indication	RLF INDICATION
Handover Report	HANDOVER REPORT

## 8.2 Basic mobility procedures

### 8.2.1 Handover Preparation

#### 8.2.1.1 General

This procedure is used to establish necessary resources in an eNB for an incoming handover.

The procedure uses UE-associated signalling.

#### 8.2.1.2 Successful Operation

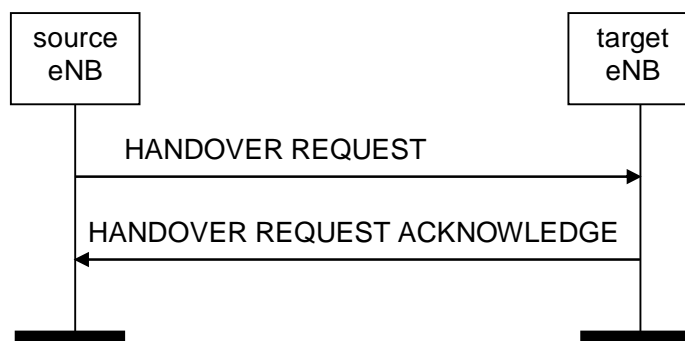


Figure 8.2.1.2-1: Handover Preparation, successful operation

The source eNB initiates the procedure by sending the HANDOVER REQUEST message to the target eNB. When the source eNB sends the HANDOVER REQUEST message, it shall start the timer  $T_{\text{RELOCprep}}$ .

The allocation of resources according to the values of the *Allocation and Retention Priority* IE shall follow the principles described for the E-RAB Setup procedure in [4].

The source eNB may include in the *GUMMEI* IE any GUMMEI corresponding to the source MME node.

If at least one of the requested non-GBR E-RABs is admitted to the cell indicated by the *Target Cell ID* IE, the target eNB shall reserve necessary resources, and send the HANDOVER REQUEST ACKNOWLEDGE message back to the source eNB. The target eNB shall include the E-RABs for which resources have been prepared at the target cell in the *E-RABs Admitted List* IE. The target eNB shall include the E-RABs that have not been admitted in the *E-RABs Not Admitted List* IE with an appropriate cause value.

At reception of the HANDOVER REQUEST message the target eNB shall:

- prepare configuration of the AS security relation between UE and target eNB using the information in *UE Security Capabilities IE* and the *AS Security Information IE* in the *UE Context Information IE*.

For each E-RAB for which the source eNB proposes to do forwarding of downlink data, the source eNB shall include the *DL Forwarding IE* within the *E-RABs To be Setup Item IE* of the HANOVER REQUEST message. For each E-RAB that it has decided to admit, the target eNB may include the *DL GTP Tunnel Endpoint IE* within the *E-RABs Admitted Item IE* of the HANOVER REQUEST ACKNOWLEDGE message to indicate that it accepts the proposed forwarding of downlink data for this bearer. This GTP tunnel endpoint may be different from the corresponding *GTP TEID IE* in the *E-RAB To Be Switched in Downlink List IE* of the PATH SWITCH REQUEST message (see [4]) depending on implementation choice.

For each bearer in the *E-RABs Admitted List IE*, the target eNB may include the *UL GTP Tunnel Endpoint IE* to indicate that it requests data forwarding of uplink packets to be performed for that bearer.

Upon reception of the HANOVER REQUEST ACKNOWLEDGE message the source eNB shall stop the timer  $T_{\text{RELOCprep}}$ , start the timer  $\text{TX2}_{\text{RELOCoverall}}$  and terminate the Handover Preparation procedure. The source eNB is then defined to have a Prepared Handover for that X2 UE-associated signalling.

If the *Trace Activation IE* is included in the HANOVER REQUEST message then the target eNB shall, if supported initiate the requested trace function as described in [6].

If the *Handover Restriction List IE* is

- contained in the HANOVER REQUEST message, the target eNB shall store the information received in the *Handover Restriction List IE* in the UE context and the target eNB shall use this information to determine a target cell for the UE during subsequent handover attempts except when one of the E-RABs has some particular ARP values [12] in which case the information shall not apply.
- not contained in the HANOVER REQUEST message, the target eNB shall consider that no roaming, no area and no access restriction applies to the UE.

If the *Location Reporting Information IE* is included in the HANOVER REQUEST message then the target eNB should initiate the requested location reporting functionality as defined in [4].

If the *SRVCC Operation Possible IE* is included in the HANOVER REQUEST message, the target eNB shall store the received "SRVCC Operation Possible" in the UE context and use it as defined in [20].

If the *UE Security Capabilities IE* included in the HANOVER REQUEST message only contains the EIA0 algorithm as defined in [18] and if this EIA0 algorithm is defined in the configured list of allowed integrity protection algorithms in the eNB [18], the eNB shall take it into use and ignore the keys received in the *AS Security Information IE*.

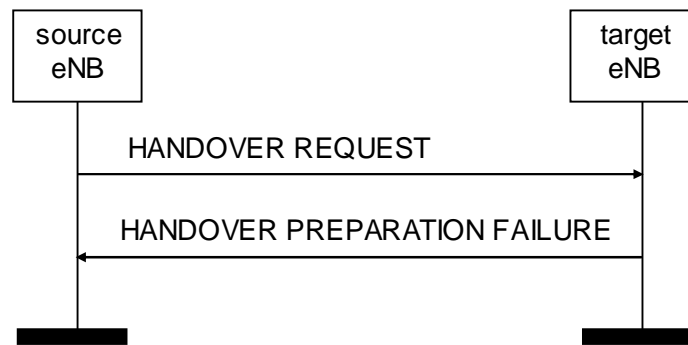
The HANOVER REQUEST message shall contain the *Subscriber Profile ID for RAT/Frequency priority IE*, if available.

If the *Subscriber Profile ID for RAT/Frequency priority IE* is

- contained in the HANOVER REQUEST message, the target eNB shall store this information and the target eNB should use the information as defined in [15].

Upon reception of *UE History Information IE* in the HANOVER REQUEST message, the target eNB shall collect the information defined as mandatory in the *UE History Information IE*, for as long as the UE stays in one of its cells, and store the collected information to be used for future handover preparations.

### 8.2.1.3 Unsuccessful Operation



**Figure 8.2.1.3-1: Handover Preparation, unsuccessful operation**

If the target eNB does not admit at least one non-GBR E-RAB, or a failure occurs during the Handover Preparation, the target eNB shall send the HANOVER PREPARATION FAILURE message to the source eNB. The message shall contain the *Cause* IE with an appropriate value.

If the target eNB receives a HANOVER REQUEST message containing *RRC Context* IE that does not include required information as specified in [9], the target eNB shall send the HANOVER PREPARATION FAILURE message to the source eNB.

#### Interactions with Handover Cancel procedure:

If there is no response from the target eNB to the HANOVER REQUEST message before timer  $T_{\text{RELOCprep}}$  expires in the source eNB, the source eNB should cancel the Handover Preparation procedure towards the target eNB by initiating the Handover Cancel procedure with the appropriate value for the *Cause* IE. The source eNB shall ignore any HANOVER REQUEST ACKNOWLEDGE or HANOVER PREPARATION FAILURE message received after the initiation of the Handover Cancel procedure and remove any reference and release any resources related to the concerned X2 UE-associated signalling.

### 8.2.1.4 Abnormal Conditions

If the target eNB receives a HANOVER REQUEST message containing several *E-RAB ID* IEs (in the *E-RABs To Be Setup List* IE) set to the same value, the target eNB shall not admit the corresponding E-RABs.

If the target eNB receives a HANOVER REQUEST message containing a *E-RAB Level QoS Parameters* IE which contains a *QCI* IE indicating a GBR bearer (as defined in [13]), and which does not contain the *GBR QoS Information* IE, the target eNB shall not admit the corresponding E-RAB.

If the supported algorithms for encryption defined in the *Encryption Algorithms* IE in the *UE Security Capabilities* IE in the *UE Context Information* IE, plus the mandated support of EEA0 in all UEs [18], do not match any algorithms defined in the configured list of allowed encryption algorithms in the target eNB [18], the target eNB shall reject the procedure using the HANOVER PREPARATION FAILURE message.

If the supported algorithms for integrity defined in the *Integrity Protection Algorithms* IE in the *UE Security Capabilities* IE in the *UE Context Information* IE, plus the mandated support of the EIA0 algorithm in all UEs [18], do not match any algorithms defined in the configured list of allowed integrity protection algorithms in the eNB [18], the eNB shall reject the procedure using the HANOVER PREPARATION FAILURE message.

If the target eNB receives a HANOVER REQUEST message which does not contain the *Handover Restriction List* IE, and the PLMN to be used cannot be determined otherwise, the target eNB shall reject the procedure using the HANOVER PREPARATION FAILURE message.

If the target eNB receives a HANOVER REQUEST message containing the *Handover Restriction List* IE, and the serving PLMN is not supported by the target cell, the target eNB shall reject the procedure using the HANOVER PREPARATION FAILURE message.




## 8.2.2 SN Status Transfer

### 8.2.2.1 General

The purpose of the SN Status Transfer procedure is to transfer the uplink PDCP SN and HFN receiver status and the downlink PDCP SN and HFN transmitter status from the source to the target eNB during an X2 handover for each respective E-RAB for which PDCP SN and HFN status preservation applies.

The procedure uses UE-associated signalling.

### 8.2.2.2 Successful Operation



**Figure 8.2.2.2-1: SN Status Transfer, successful operation**

The source eNB initiates the procedure by stop assigning PDCP SNs to downlink SDUs and stop delivering UL SDUs towards the EPC and sending the SN STATUS TRANSFER message to the target eNB at the time point when it considers the transmitter/receiver status to be frozen.

The *E-RABs Subject To Status Transfer List* IE included in the SN STATUS TRANSFER message contains the E-RAB ID(s) corresponding to the E-RAB(s) for which PDCP SN and HFN status preservation shall be applied.

If the source eNB includes in the SN STATUS TRANSFER message, the information on the missing and received uplink SDUs in the *Receive Status Of UL PDCP SDUs* IE for each E-RAB for which the source eNB has accepted the request from the target eNB for uplink forwarding, then the target eNB may use it in a Status Report message sent to the UE over the radio.

For each E-RAB for which the *DL COUNT Value* IE is received in the SN STATUS TRANSFER message, the target eNB shall use it to mark with the value contained in the *PDCP-SN* IE of this IE the first downlink packet for which there is no PDCP SN yet assigned.

For each E-RAB for which the *UL COUNT Value* IE is received in the SN STATUS TRANSFER message, the target eNB shall not deliver any uplink packet which has a PDCP SN lower than the value contained in the *PDCP-SN* IE of this IE.

### 8.2.2.3 Abnormal Conditions

If the target eNB receives this message for a UE for which no prepared handover exists at the target eNB, the target eNB shall ignore the message.

## 8.2.3 UE Context Release

### 8.2.3.1 General

The UE Context Release procedure is initiated by the target eNB to signal to indicate the source eNB that radio and control plane resources for the handed over UE context are allowed to be released.

The procedure uses UE-associated signalling.

### 8.2.3.2 Successful Operation



Figure 8.2.3.2-1: UE Context Release, successful operation

The UE Context Release procedure is initiated by the target eNB. By sending the UE CONTEXT RELEASE message the target eNB informs the source eNB of Handover success and triggers the release of resources.

Upon reception of the UE CONTEXT RELEASE message, the source eNB may release radio and control plane related resources associated to the UE context. For E-RABs for which data forwarding has been performed, the source eNB should continue forwarding of U-plane data as long as packets are received at the source eNB from the EPC or the source eNB buffer has not been emptied (an implementation dependent mechanism decides that data forwarding can be stopped).

### 8.2.3.3 Unsuccessful Operation

Not applicable.

### 8.2.3.4 Abnormal Conditions

If the UE Context Release procedure is not initiated towards the source eNB from any prepared eNB before the expiry of the timer  $TX2_{RELOCoverall}$ , the source eNB shall request the MME to release the UE context.

If the UE returns to source eNB before the reception of the UE CONTEXT RELEASE message or the expiry of the timer  $TX2_{RELOCoverall}$ , the source eNB shall stop the  $TX2_{RELOCoverall}$  and continue to serve the UE.

## 8.2.4 Handover Cancel

### 8.2.4.1 General

The Handover Cancel procedure is used to enable a source eNB to cancel an ongoing handover preparation or an already prepared handover.

The procedure uses UE-associated signalling.

### 8.2.4.2 Successful Operation



Figure 8.2.4.2-1: Handover Cancel, successful operation

The source eNB initiates the procedure by sending the HANOVER CANCEL message to the target eNB. The source eNB shall indicate the reason for cancelling the handover by means of an appropriate cause value.

At the reception of the HANOVER CANCEL message, the target eNB shall remove any reference to, and release any resources previously reserved to the concerned UE context.

The *New eNB UE X2AP ID* IE shall be included if it has been obtained from the target eNB.

### 8.2.4.3 Unsuccessful Operation

Not applicable.

### 8.2.4.4 Abnormal Conditions

Should the HANOVER CANCEL message refer to a context that does not exist, the target eNB shall ignore the message.

## 8.3 Global Procedures

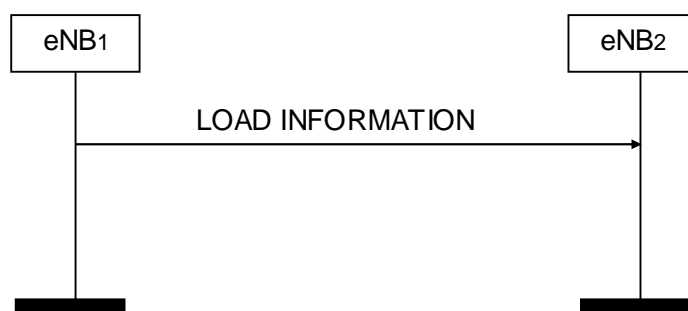
### 8.3.1 Load Indication

#### 8.3.1.1 General

The purpose of the Load Indication procedure is to transfer load and interference co-ordination information between eNBs controlling intra-frequency neighboring cells.

The procedure uses non UE-associated signalling.

#### 8.3.1.2 Successful Operation



**Figure 8.3.1.2-1: Load Indication, successful operation**

An eNB initiates the procedure by sending LOAD INFORMATION message to eNBs controlling intra-frequency neighbouring cells.

If the *UL Interference Overload Indication* IE is received in the LOAD INFORMATION message, it indicates the interference level experienced by the indicated cell on all resource blocks, per PRB. The receiving eNB may take such information into account when setting its scheduling policy and shall consider the received *UL Interference Overload Indication* IE value valid until reception of a new LOAD INFORMATION message carrying an update of the same IE.

If the *UL High Interference Indication* IE is received in the LOAD INFORMATION message, it indicates, per PRB, the occurrence of high interference sensitivity, as seen from the sending eNB. The receiving eNB should try to avoid scheduling cell edge UEs in its cells for the concerned PRBs. The *Target Cell ID* IE received within the *UL High Interference Information* IE group in the LOAD INFORMATION message indicates the cell for which the corresponding UL High Interference Indication is meant. The receiving eNB shall consider the value of the *UL High Interference Information* IE group valid until reception of a new LOAD INFORMATION message carrying an update.

If the *Relative Narrowband Tx Power (RNTP)* IE is received in the LOAD INFORMATION message, it indicates, per PRB, whether downlink transmission power is lower than the value indicated by the *RNTP Threshold* IE. The receiving eNB may take such information into account when setting its scheduling policy and shall consider the received *Relative Narrowband Tx Power (RNTP)* IE value valid until reception of a new LOAD INFORMATION message carrying an update.

### 8.3.1.3 Unsuccessful Operation

Not applicable.

### 8.3.1.4 Abnormal Conditions

Void.

## 8.3.2 Error Indication

### 8.3.2.1 General

The Error Indication procedure is initiated by an eNB to report detected errors in one incoming message, provided they cannot be reported by an appropriate failure message.

If the error situation arises due to reception of a message utilising UE associated signalling, then the Error Indication procedure uses UE-associated signalling. Otherwise the procedure uses non UE-associated signalling.

### 8.3.2.2 Successful Operation



**Figure 8.3.2.2-1: Error Indication, successful operation.**

When the conditions defined in clause 10 are fulfilled, the Error Indication procedure is initiated by an ERROR INDICATION message sent from the node detecting the error situation.

The ERROR INDICATION message shall contain at least either the *Cause* IE or the *Criticality Diagnostics* IE.

In case the Error Indication procedure is triggered by UE associated signalling the *Old eNB UE X2AP ID* IE and *New eNB UE X2AP ID* IE shall be included in the ERROR INDICATION message. If one or both of *Old eNB UE X2AP ID* IE and *New eNB UE X2AP ID* IE are not correct, the cause shall be set to appropriate value e.g. "unknown Old eNB UE X2AP ID", "unknown New eNB UE X2AP ID" or "unknown pair of UE X2AP ID".

### 8.3.2.3 Unsuccessful Operation

Not applicable.

### 8.3.2.4 Abnormal Conditions

Not applicable.

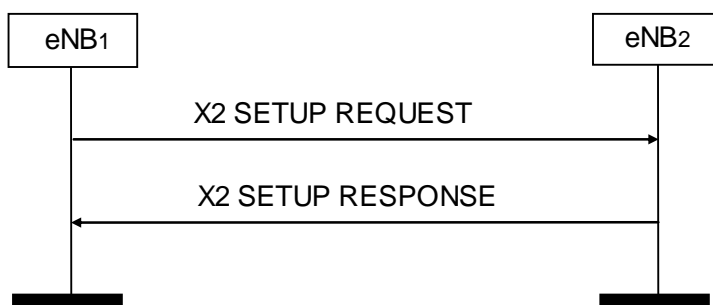
## 8.3.3 X2 Setup

### 8.3.3.1 General

The purpose of the X2 Setup procedure is to exchange application level configuration data needed for two eNBs to interoperate correctly over the X2 interface. This procedure erases any existing application level configuration data in the two nodes and replaces it by the one received. This procedure also resets the X2 interface like a Reset procedure would do.

The procedure uses non UE-associated signalling.

### 8.3.3.2 Successful Operation



**Figure 8.3.3.2-1: X2 Setup, successful operation**

An eNB initiates the procedure by sending the X2 SETUP REQUEST message to a candidate eNB. The candidate eNB replies with the X2 SETUP RESPONSE message. The initiating eNB transfers a list of served cells and, if available, a list of supported GU Group Ids to the candidate eNB. The candidate eNB replies with a list of its served cells and shall include, if available, a list of supported GU Group Ids in the reply.

If a cell is switched off for energy savings reasons, it should be activated before initiating or responding to the X2 Setup procedure and shall still be included in the list of served cells.

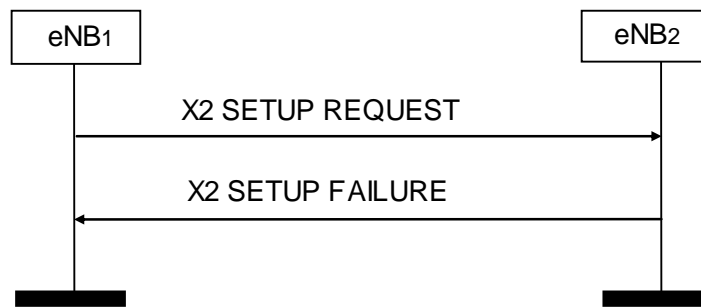
The initiating eNB may include the *Neighbour Information* IE in the X2 SETUP REQUEST message. The candidate eNB may also include the *Neighbour Information* IE in the X2 SETUP RESPONSE message. The *Neighbour Information* IE shall only include E-UTRAN cells that are direct neighbours of cells in the reporting eNB. A direct neighbour of one cell of eNB<sub>2</sub> may be any cell belonging to an eNB that is a neighbour of that eNB<sub>2</sub> cell e.g. even if the cell has not been reported by a UE.

The initiating eNB may include the *Number of Antenna Ports* IE in the X2 SETUP REQUEST message. The candidate eNB may also include the *Number of Antenna Ports* IE in the X2 SETUP RESPONSE message. The eNB receiving the IE may use it according to [9].

The initiating eNB may include the *PRACH Configuration* IE in the X2 SETUP REQUEST message. The candidate eNB may also include the *PRACH Configuration* IE in the X2 SETUP RESPONSE message. The eNB receiving the IE may use this information for RACH optimisation.

The initiating eNB may include the *MBSFN Subframe Info* IE in the X2 SETUP REQUEST message. The candidate eNB may also include the *MBSFN Subframe Info* IE in the X2 SETUP RESPONSE message. The eNB receiving the IE may use it according to [9].

### 8.3.3.3 Unsuccessful Operation



**Figure 8.3.3.3-1: X2 Setup, unsuccessful operation**

If the candidate eNB cannot accept the setup it shall respond with an X2 SETUP FAILURE message with appropriate cause value.

If the X2 SETUP FAILURE message includes the *Time To Wait* IE the initiating eNB shall wait at least for the indicated time before reinitiating the X2 Setup procedure towards the same eNB.

### 8.3.3.4 Abnormal Conditions

If the first message received for a specific TNL association is not an X2 SETUP REQUEST, X2 SETUP RESPONSE, or X2 SETUP FAILURE message then this shall be treated as a logical error.

If the initiating eNB<sub>1</sub> does not receive either X2 SETUP RESPONSE message or X2 SETUP FAILURE message, the eNB<sub>1</sub> may reinitiate the X2 Setup procedure towards the same eNB, provided that the content of the new X2 SETUP REQUEST message is identical to the content of the previously unacknowledged X2 SETUP REQUEST message.

If the initiating eNB<sub>1</sub> receives an X2 SETUP REQUEST message from the peer entity on the same X2 interface:

- In case the eNB<sub>1</sub> answers with an X2 SETUP RESPONSE message and receives a subsequent X2 SETUP FAILURE message, the eNB<sub>1</sub> shall consider the X2 interface as non operational and the procedure as unsuccessfully terminated according to sub clause 8.3.3.3.
- In case the eNB<sub>1</sub> answers with an X2 SETUP FAILURE message and receives a subsequent X2 SETUP RESPONSE message, the eNB<sub>1</sub> shall ignore the X2 SETUP RESPONSE message and consider the X2 interface as non operational.

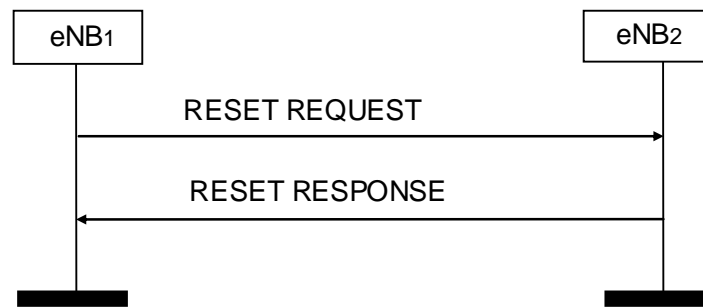
## 8.3.4 Reset

### 8.3.4.1 General

The purpose of the Reset procedure is to align the resources in eNB<sub>1</sub> and eNB<sub>2</sub> in the event of an abnormal failure. The procedure resets the X2 interface. This procedure doesn't affect the application level configuration data exchanged during the X2 Setup procedure.

The procedure uses non UE-associated signalling.

### 8.3.4.2 Successful Operation



**Figure 8.3.4.2-1: Reset, successful operation**

The procedure is initiated with a RESET REQUEST message sent from the eNB<sub>1</sub> to the eNB<sub>2</sub>. Upon receipt of this message, eNB<sub>2</sub> shall abort any other ongoing procedures over X2 between eNB<sub>1</sub> and eNB<sub>2</sub>. The eNB<sub>2</sub> shall delete all the context information related to the eNB<sub>1</sub>, except the application level configuration data exchanged during the X2 Setup or eNB Configuration Update procedures, and release the corresponding resources. After completion of release of the resources, the eNB<sub>2</sub> shall respond with a RESET RESPONSE message.

### 8.3.4.3 Unsuccessful Operation

Void.

### 8.3.4.4 Abnormal Conditions

If the RESET REQUEST message is received, any other ongoing procedure (except another Reset procedure) on the same X2 interface shall be aborted.

If Reset procedure is ongoing and the eNB<sub>2</sub> receives the RESET REQUEST message from the peer entity on the same X2 interface, the eNB<sub>2</sub> shall respond with the RESET RESPONSE message as described in 8.3.4.2.

If the initiating eNB does not receive RESET RESPONSE message, the eNB<sub>1</sub> may reinitiate the Reset procedure towards the same eNB, provided that the content of the new RESET REQUEST message is identical to the content of the previously unacknowledged RESET REQUEST message.

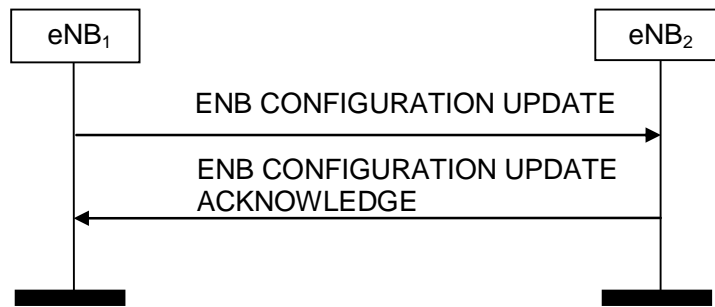
## 8.3.5 eNB Configuration Update

### 8.3.5.1 General

The purpose of the eNB Configuration Update procedure is to update application level configuration data needed for two eNBs to interoperate correctly over the X2 interface.

The procedure uses non UE-associated signalling.

### 8.3.5.2 Successful Operation



**Figure 8.3.5.2-1: eNB Configuration Update, successful operation**

An eNB<sub>1</sub> initiates the procedure by sending an ENB CONFIGURATION UPDATE message to a peer eNB<sub>2</sub> including an appropriate set of updated configuration data that it has just taken into operational use.

Upon reception of an ENB CONFIGURATION UPDATE message, eNB<sub>2</sub> shall update the information for eNB<sub>1</sub> as follows:

#### Update of Served Cell Information:

- If *Served Cells To Add* IE is contained in the ENB CONFIGURATION UPDATE message, eNB<sub>2</sub> shall add cell information according to the information in the *Served Cell Information* IE.
- If *Number of Antenna Ports* IE is contained in the *Served Cell Information* IE in the ENB CONFIGURATION UPDATE message, eNB<sub>2</sub> may use this information according to [9].
- If the *PRACH Configuration* IE is contained in the *Served Cell Information* IE in the ENB CONFIGURATION UPDATE message, the eNB receiving the IE may use this information for RACH optimisation.
- If *Served Cells To Modify* IE is contained in the ENB CONFIGURATION UPDATE message, eNB<sub>2</sub> shall modify information of cell indicated by *Old ECGI* IE according to the information in the *Served Cell Information* IE.
- If *MBSFN Subframe Info* IE is contained in the *Served Cell Information* IE in the ENB CONFIGURATION UPDATE message, eNB<sub>2</sub> may use this information according to [9].

When either served cell information or neighbour information of an existing served cell in eNB<sub>1</sub> need to be updated, the whole list of neighbouring cells, if any, shall be contained in the *Neighbour Information* IE.

If the *Deactivation Indication* IE is contained in *Served Cells To Modify* IE, it indicates that the concerned cell was switched off to lower energy consumption.

The eNB<sub>2</sub> shall overwrite the served cell information and the whole list of neighbour cell information for the affected served cell.

- If *Served Cells To Delete* IE is contained in the ENB CONFIGURATION UPDATE message, eNB<sub>2</sub> shall delete information of cell indicated by *Old ECGI* IE.

#### Update of GU Group ID List:

- If *GU Group Id To Add List* IE is contained in the ENB CONFIGURATION UPDATE message, eNB<sub>2</sub> shall add the GU Group Id to its GU Group Id List.
- If *GU Group Id To Delete List* IE is contained in the ENB CONFIGURATION UPDATE message, eNB<sub>2</sub> shall remove the GU Group Id from its GU Group Id List.

If *Neighbour Information* IE is contained in the ENB CONFIGURATION UPDATE message, eNB<sub>2</sub> may use this information to update its neighbour cell relations, or use it for other functions, like PCI selection. The *Neighbour Information* IE shall only include E-UTRAN cells that are direct neighbours of cells in the reporting eNB. A direct neighbour of one cell of eNB<sub>2</sub> may be any cell belonging to an eNB that is a neighbour of that eNB<sub>2</sub> cell e.g. even if that cell has not been reported by a UE.

After successful update of requested information, eNB<sub>2</sub> shall reply with the ENB CONFIGURATION UPDATE ACKNOWLEDGE message to inform the initiating eNB<sub>1</sub> that the requested update of application data was performed successfully. In case the peer eNB<sub>2</sub> receives an ENB CONFIGURATION UPDATE without any IE except for *Message*



Type IE it shall reply with ENB CONFIGURATION UPDATE ACKNOWLEDGE message without performing any updates to the existing configuration.

The eNB<sub>1</sub> may initiate a further eNB Configuration Update procedure only after a previous eNB Configuration Update procedure has been completed.

### 8.3.5.3 Unsuccessful Operation

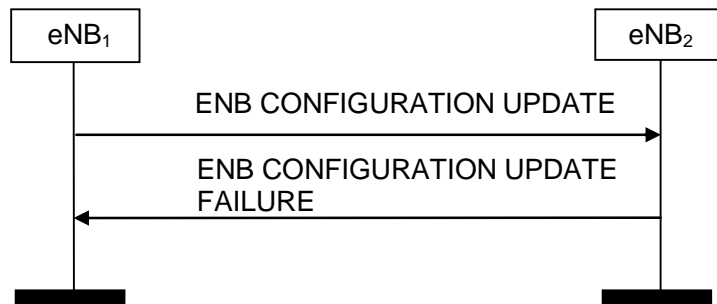


Figure 8.3.5.3-1: eNB Configuration Update, unsuccessful operation

If the eNB<sub>2</sub> can not accept the update it shall respond with an ENB CONFIGURATION UPDATE FAILURE message and appropriate cause value.

If the ENB CONFIGURATION UPDATE FAILURE message includes the *Time To Wait* IE the eNB<sub>1</sub> shall wait at least for the indicated time before reinitiating the eNB Configuration Update procedure towards the same eNB<sub>2</sub>. Both nodes shall continue to operate the X2 with their existing configuration data.

### 8.3.5.4 Abnormal Conditions

If the eNB<sub>1</sub> after initiating eNB Configuration Update procedure receives neither ENB CONFIGURATION UPDATE ACKNOWLEDGE message nor ENB CONFIGURATION UPDATE FAILURE message, the eNB<sub>1</sub> may reinitiate the eNB Configuration Update procedure towards the same eNB<sub>2</sub>, provided that the content of the new ENB CONFIGURATION UPDATE message is identical to the content of the previously unacknowledged ENB CONFIGURATION UPDATE message.

## 8.3.6 Resource Status Reporting Initiation

### 8.3.6.1 General

This procedure is used by an eNB to request the reporting of load measurements to another eNB.

The procedure uses non UE-associated signalling.

### 8.3.6.2 Successful Operation

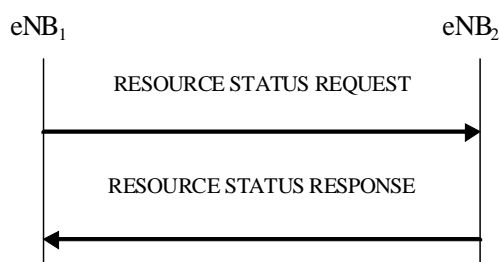


Figure 8.3.6.2-1: Resource Status Reporting Initiation, successful operation

The procedure is initiated with a RESOURCE STATUS REQUEST message sent from eNB<sub>1</sub> to eNB<sub>2</sub>. Upon receipt, eNB<sub>2</sub> shall initiate the requested measurement according to the parameters given in the request in case the *Registration Request* IE set to "start" and shall terminate the reporting in case the *Registration Request* IE is set to "stop".

If the *Registration Request* IE is set to "start" then the *Report Characteristics* IE shall be included in RESOURCE STATUS REQUEST message.

The *Report Characteristics* IE indicates the type of measurements eNB<sub>2</sub> shall perform.

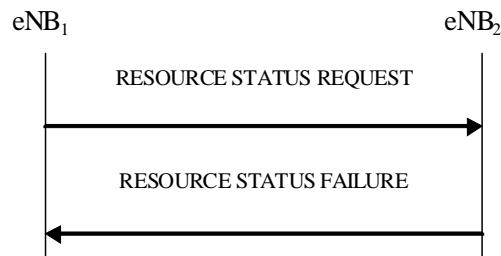
For each request cell, the eNB<sub>2</sub> shall include in the RESOURCE STATUS UPDATE message;

- the *Radio Resource Status* IE, if the first bit, 'PRB Periodic' of the *Report Characteristics* IE included in the RESOURCE STATUS REQUEST message is set to 1,
- the *S1 TNL Load Indicator* IE, if the second bit, 'TNL Load Ind Periodic' of the *Report Characteristics* IE included in the RESOURCE STATUS REQUEST message is set to 1,
- the *Hardware Load Indicator* IE, if the third bit, 'HW Load Ind Periodic' of the *Report Characteristics* IE included in the RESOURCE STATUS REQUEST message is set to 1,
- the *Composite Available Capacity Group* IE, if the fourth bit, 'Composite Available Capacity Periodic' of the *Report Characteristics* IE included in the RESOURCE STATUS REQUEST message is set to 1. If *Cell Capacity Class Value* IE is included within the *Composite Available Capacity Group* IE, this IE is used to assign weights to the available capacity indicated in the *Capacity Value* IE.

If the *Reporting Periodicity* IE is included in the RESOURCE STATUS REQUEST message, eNB<sub>2</sub> shall use its value as the time interval between two subsequent measurement reports.

If eNB<sub>2</sub> is capable to provide resource status information, it shall initiate the measurements as requested by eNB<sub>1</sub>, and respond with the RESOURCE STATUS RESPONSE message.

### 8.3.6.3 Unsuccessful Operation



**Figure 8.3.6.3-1: Resource Status Reporting Initiation, unsuccessful operation**

If the requested measurement cannot be initiated, eNB<sub>2</sub> shall send a RESOURCE STATUS FAILURE message. The Cause IE shall be set to an appropriate value e.g. "Measurement Temporarily not Available".

### 8.3.6.4 Abnormal Conditions

If the initiating eNB<sub>1</sub> does not receive either RESOURCE STATUS RESPONSE message or RESOURCE STATUS FAILURE message, the eNB<sub>1</sub> may reinitiate the Resource Status Reporting Initiation procedure towards the same eNB, provided that the content of the new RESOURCE STATUS REQUEST message is identical to the content of the previously unacknowledged RESOURCE STATUS REQUEST message.

If the *Report Characteristics* IE bitmap is set to "0" (all bits are set to "0") in the RESOURCE STATUS REQUEST message then eNB<sub>2</sub> shall initiate a RESOURCE STATUS FAILURE message, the cause shall be set to appropriate value e.g. "ReportCharacteristicsEmpty".

If the *Reporting Periodicity* IE value is not specified when at least one of the bits of the *Report Characteristics* IE, for which semantics is specified, is set to 1 then eNB<sub>2</sub> shall initiate a RESOURCE STATUS FAILURE message, the cause shall be set to appropriate value e.g. "NoReportPeriodicity".

If the eNB<sub>2</sub> received a RESOURCE STATUS REQUEST message which includes the *Registration Request* IE set to "start" and the *eNB1Measurement ID* IE corresponding to an existing on-going load measurement reporting, then eNB<sub>2</sub> shall initiate a RESOURCE STATUS FAILURE message, the cause shall be set to appropriate value e.g. "ExistingMeasurementID".

If the *Registration Request* IE is set to "stop" and the RESOURCE STATUS REQUEST message does not contain *eNB2 Measurement ID* IE, eNB<sub>2</sub> shall consider the procedure as failed and respond with the RESOURCE STATUS FAILURE message, the cause shall be set to appropriate value e.g. "Unknown eNB Measurement ID".

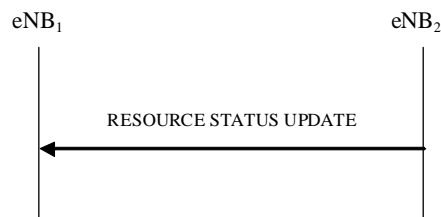
## 8.3.7 Resource Status Reporting

### 8.3.7.1 General

This procedure is initiated by eNB<sub>2</sub> to report the result of measurements requested by eNB<sub>1</sub> using the Resource Status Reporting Initiation.

The procedure uses non UE-associated signalling.

### 8.3.7.2 Successful Operation



**Figure 8.3.7.2-1: Resource Status Reporting, successful operation**

The eNB<sub>2</sub> shall report the results of the measurements in RESOURCE STATUS UPDATE message for each requested cell.

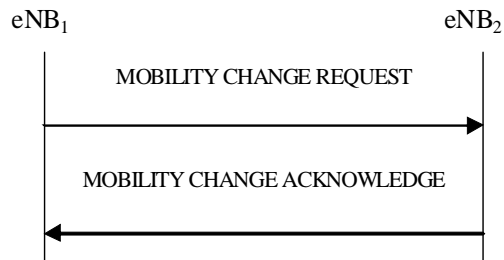
## 8.3.8 Mobility Settings Change

### 8.3.8.1 General

This procedure enables an eNB to negotiate the handover trigger settings with a peer eNB controlling neighbouring cells.

The procedure uses non UE-associated signalling.

### 8.3.8.2 Successful Operation

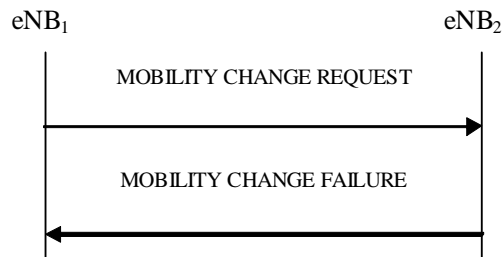


**Figure 8.3.8.2-1: Mobility Settings Change, successful operation**

The procedure is initiated with a MOBILITY CHANGE REQUEST message sent from eNB<sub>1</sub> to eNB<sub>2</sub>.

Upon receipt, eNB<sub>2</sub> shall evaluate if the proposed eNB<sub>2</sub> handover trigger modification may be accepted. If eNB<sub>2</sub> is able to successfully complete the request it shall reply with MOBILITY CHANGE ACKNOWLEDGE.

### 8.3.8.3 Unsuccessful Operation



**Figure 8.3.8.3-1: Mobility Settings Change, unsuccessful operation**

If the requested parameter modification is refused by the eNB<sub>2</sub>, or if the eNB<sub>2</sub> is not able to complete the procedure, the eNB<sub>2</sub> shall send a MOBILITY CHANGE FAILURE message with the *Cause* IE set to an appropriate value. The eNB<sub>2</sub> may include *eNB2 Mobility Parameters Modification Range* IE in MOBILITY CHANGE FAILURE message, for example in cases when the proposed change is out of permitted range.

### 8.3.8.4 Abnormal Conditions

Void.

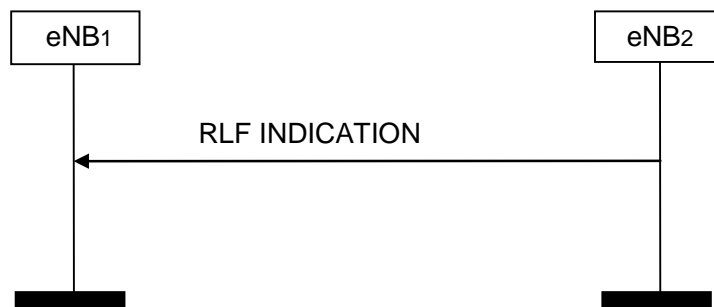
## 8.3.9 Radio Link Failure Indication

### 8.3.9.1 General

The purpose of the Radio Link Failure Indication procedure is to transfer information regarding RRC re-establishment attempts between eNBs controlling neighbouring cells. The signalling takes place from the eNB at which a re-establishment attempt is made to an eNB to which the UE concerned may have previously been attached prior to radio link failure. This may aid the detection of handover failure cases [15].

The procedure uses non UE-associated signalling.

### 8.3.9.2 Successful Operation



**Figure 8.3.9.2-1: Radio Link Failure Indication, successful operation**

eNB<sub>2</sub> initiates the procedure by sending the RLF INDICATION message to eNB<sub>1</sub> following a re-establishment attempt from a UE at eNB<sub>2</sub>, when eNB<sub>2</sub> considers that the UE may have previously been served by a cell controlled by eNB<sub>1</sub>.

eNB<sub>2</sub> may include the ShortMAC-I IE in the RLF INDICATION message, which aids the eNB<sub>1</sub> to resolve a potential PCI confusion situation.

eNB<sub>2</sub> may include the *UE RLF Report Container* IE in the RLF INDICATION message, which may be used by the eNB<sub>1</sub> to determine the nature of the failure.

### 8.3.9.3 Unsuccessful Operation

Not applicable.

### 8.3.9.4 Abnormal Conditions

Void.

## 8.3.10 Handover Report

### 8.3.10.1 General

The purpose of the Handover Report procedure is to transfer mobility related information between eNBs controlling neighbouring cells.

The procedure uses non UE-associated signalling.

### 8.3.10.2 Successful Operation



**Figure 8.3.10.2-1: Handover Report, successful operation**

An eNB initiates the procedure by sending an HANOVER REPORT message to another eNB controlling neighbouring cells. By sending the message eNB<sub>1</sub> indicates to eNB<sub>2</sub> that, following a successful handover from a cell of eNB<sub>2</sub> to a cell of eNB<sub>1</sub>, a radio link failure occurred and the UE attempted RRC Re-establishment either at the original

cell of eNB<sub>2</sub> (Handover Too Early), or at another cell (Handover to Wrong Cell). The detection of Handover Too Early and Handover to Wrong Cell events is made according to [15].

The report contains the source and target cells, and cause of the handover. If the *Handover Report Type* IE is set to "HO to wrong cell", then the *Re-establishment cell ECGI* IE shall be included in the HANDOVER REPORT message.

### 8.3.10.3 Unsuccessful Operation

Not applicable.

### 8.3.10.4 Abnormal Conditions

Void.

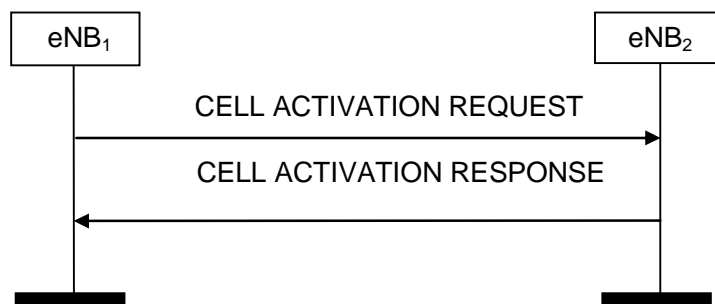
## 8.3.11 Cell Activation

### 8.3.11.1 General

The purpose of the Cell Activation procedure is to request to a neighbouring eNB to switch on one or more cells, previously reported as inactive due to energy saving reasons.

The procedure uses non UE-associated signalling.

### 8.3.11.2 Successful Operation



**Figure 8.3.11.2-1: Cell Activation, successful operation**

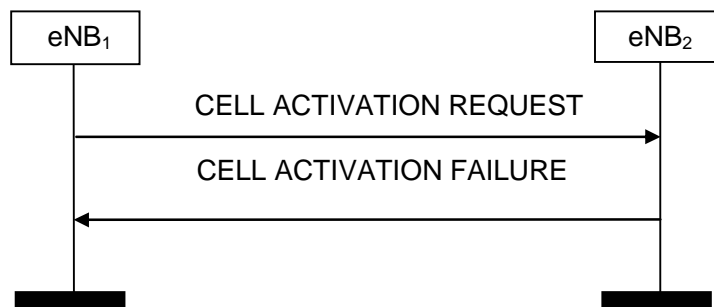
An eNB<sub>1</sub> initiates the procedure by sending a CELL ACTIVATION REQUEST message to a peer eNB<sub>2</sub>.

Upon receipt of this message, eNB<sub>2</sub> should activate the cell/s indicated in the CELL ACTIVATION REQUEST message and shall indicate in the CELL ACTIVATION RESPONSE message for which cells the request was fulfilled.

#### **Interactions with eNB Configuration Update procedure:**

eNB<sub>2</sub> shall not send an ENB CONFIGURATION UPDATE message to eNB<sub>1</sub> just for the reason of the cell/s indicated in the CELL ACTIVATION REQUEST message changing state, as the receipt of the CELL ACTIVATION RESPONSE message by eNB<sub>1</sub> is used to update the information about cell activation state of eNB<sub>2</sub> cells in eNB<sub>1</sub>.

### 8.3.11.3 Unsuccessful Operation



**Figure 8.3.11.3-1: Cell Activation, unsuccessful operation**

If the eNB<sub>2</sub> cannot activate any of the cells indicated in the CELL ACTIVATION REQUEST message, it shall respond with a CELL ACTIVATION FAILURE message with an appropriate cause value.

### 8.3.11.4 Abnormal Conditions

Not applicable.

---

## 9 Elements for X2AP Communication

### 9.0 General

Sub clauses 9.1 and 9.2 describe the structure of the messages and information elements required for the X2AP protocol in tabular format. Sub clause 9.3 provides the corresponding ASN.1 definition.

The following attributes are used for the tabular description of the messages and information elements: Presence, Range Criticality and Assigned Criticality. Their definition and use can be found in [4].

### 9.1 Message Functional Definition and Content

#### 9.1.1 Messages for Basic Mobility Procedures

##### 9.1.1.1 HANDOVER REQUEST

This message is sent by the source eNB to the target eNB to request the preparation of resources for a handover.

Direction: source eNB → target eNB.

IE/Group Name	Presence	Range	IE type and reference	Semantics description	Criticality	Assigned Criticality
Message Type	M		9.2.13		YES	reject
Old eNB UE X2AP ID	M		eNB UE X2AP ID 9.2.24	Allocated at the source eNB	YES	reject
Cause	M		9.2.6		YES	ignore
Target Cell ID	M		ECGI 9.2.14		YES	reject
GUMMEI	M		9.2.16		YES	reject
<b>UE Context Information</b>		1			YES	reject
> MME UE S1AP ID	M		INTEGER (0..2 <sup>32</sup> -1)	MME UE S1AP ID allocated at the MME	–	–
> UE Security Capabilities	M		9.2.29		–	–
>AS Security Information	M		9.2.30		–	–
> UE Aggregate Maximum Bit Rate	M		9.2.12		–	–
> Subscriber Profile ID for RAT/Frequency priority	O		9.2.25		–	–
<b>&gt;E-RABs To Be Setup List</b>		1			–	–
<b>&gt;&gt;E-RABs To Be Setup Item</b>		1 to <maxnoof Bearers>			EACH	ignore
>>> E-RAB ID	M		9.2.23		–	–
>>> E-RAB Level QoS Parameters	M		9.2.9	Includes necessary QoS parameters	–	–
>>> DL Forwarding	O		9.2.5		–	–
>>> UL GTP Tunnel Endpoint	M		GTP Tunnel Endpoint 9.2.1	SGW endpoint of the S1 transport bearer. For delivery of UL PDUs	–	–
>RRC Context	M		OCTET STRING	Includes the RRC Handover Preparation Information message as defined in subclause 10.2.2 of [9].	–	–
>Handover Restriction List	O		9.2.3		–	–
>Location Reporting Information	O		9.2.21	Includes the necessary parameters for location reporting	–	–
UE History Information	M		9.2.38	Same definition as in [4].	YES	ignore
Trace Activation	O		9.2.2		YES	ignore
SRVCC Operation Possible	O		9.2.33		YES	ignore

Range bound	Explanation
maxnoofBearers	Maximum no. of E-RABs. Value is 256



### 9.1.1.2 HANDOVER REQUEST ACKNOWLEDGE

This message is sent by the target eNB to inform the source eNB about the prepared resources at the target.

Direction: target eNB → source eNB.

IE/Group Name	Presence	Range	IE type and reference	Semantics description	Criticality	Assigned Criticality
Message Type	M		9.2.13		YES	reject
Old eNB UE X2AP ID	M		eNB UE X2AP ID 9.2.24	Allocated at the source eNB	YES	ignore
New eNB UE X2AP ID	M		eNB UE X2AP ID 9.2.24	Allocated at the target eNB	YES	ignore
<b>E-RABs Admitted List</b>		1			YES	ignore
<b>&gt; E-RABs Admitted Item</b>		1 to <maxnoof Bearers>			EACH	ignore
>> E-RAB ID	M		9.2.23		–	–
>> UL GTP Tunnel Endpoint	O		GTP Tunnel Endpoint 9.2.1	Identifies the X2 transport bearer used for forwarding of UL PDUs	–	–
>> DL GTP Tunnel Endpoint	O		GTP Tunnel Endpoint 9.2.1	Identifies the X2 transport bearer. used for forwarding of DL PDUs	–	–
E-RABs Not Admitted List	O		E-RAB List 9.2.28	a value for <i>E-RAB ID</i> shall only be present once in <i>E-RABs Admitted List</i> IE + in <i>E-RABs Not Admitted List</i> IE	YES	ignore
Target eNB To Source eNB Transparent Container	M		OCTET STRING	Includes the RRC E-UTRA Handover Command message as defined in subclause 10.2.2 in [9].	YES	ignore
Criticality Diagnostics	O		9.2.7		YES	ignore

Range bound	Explanation
maxnoofBearers	Maximum no. of E-RABs. Value is 256

### 9.1.1.3 HANDOVER PREPARATION FAILURE

This message is sent by the target eNB to inform the source eNB that the Handover Preparation has failed.

Direction: target eNB → source eNB.

IE/Group Name	Presence	Range	IE type and reference	Semantics description	Criticality	Assigned Criticality
Message Type	M		9.2.13		YES	reject
Old eNB UE X2AP ID	M		eNB UE X2AP ID 9.2.24	Allocated at the source eNB	YES	ignore
Cause	M		9.2.6		YES	ignore
Criticality Diagnostics	O		9.2.7		YES	ignore

#### 9.1.1.4 SN STATUS TRANSFER

This message is sent by the source eNB to the target eNB to transfer the uplink/downlink PDCP SN and HFN status during a handover.

Direction: source eNB → target eNB.

IE/Group Name	Presence	Range	IE type and reference	Semantics description	Criticality	Assigned Criticality
Message Type	M		9.2.13		YES	ignore
Old eNB UE X2AP ID	M		eNB UE X2AP ID 9.2.24	Allocated at the source eNB	YES	reject
New eNB UE X2AP ID	M		eNB UE X2AP ID 9.2.24	Allocated at the target eNB	YES	reject
<b>E-RABs Subject To Status Transfer List</b>		1			YES	ignore
<b>&gt;E-RABs Subject To Status Transfer Item</b>		1 to <maxnoof Bearers>			EACH	ignore
>> E-RAB ID	M		9.2.23		–	–
>>Receive Status Of UL PDCP SDUs	O		BIT STRING (4096)	PDCP Sequence Number = (First Missing SDU Number + bit position) modulo 4096  0: PDCP SDU has not been received. 1: PDCP SDU has been received correctly.	–	–
>> UL COUNT Value	M		COUNT Value 9.2.15	PDCP-SN and Hyper Frame Number of the first missing UL SDU	–	–
>> DL COUNT Value	M		COUNT Value 9.2.15	PDCP-SN and Hyper frame number that the target eNB should assign for the next DL SDU not having an SN yet	–	–

Range bound	Explanation
maxnoofBearers	Maximum no. of E-RABs. Value is 256.

### 9.1.1.5 UE CONTEXT RELEASE

This message is sent by the target eNB to the source eNB to indicate that resources can be released.

Direction: target eNB → source eNB.

IE/Group Name	Presence	Range	IE type and reference	Semantics description	Criticality	Assigned Criticality
Message Type	M		9.2.13		YES	ignore
Old eNB UE X2AP ID	M		eNB UE X2AP ID 9.2.24	Allocated at the source eNB	YES	reject
New eNB UE X2AP ID	M		eNB UE X2AP ID 9.2.24	Allocated at the target eNB	YES	reject

### 9.1.1.6 HANDOVER CANCEL

This message is sent by the source eNB to the target eNB to cancel an ongoing handover.

Direction: source eNB → target eNB.

IE/Group Name	Presence	Range	IE type and reference	Semantics description	Criticality	Assigned Criticality
Message Type	M		9.2.13		YES	ignore
Old eNB UE X2AP ID	M		eNB UE X2AP ID 9.2.24	Allocated at the source eNB	YES	reject
New eNB UE X2AP ID	O		eNB UE X2AP ID 9.2.24	Allocated at the target eNB	YES	ignore
Cause	M		9.2.6		YES	ignore

## 9.1.2 Messages for global procedures

### 9.1.2.1 LOAD INFORMATION

This message is sent by an eNB to neighbouring eNBs to transfer load and interference co-ordination information.

Direction: eNB<sub>1</sub> → eNB<sub>2</sub>.

IE/Group Name	Presence	Range	IE type and reference	Semantics description	Criticality	Assigned Criticality
Message Type	M		9.2.13		YES	ignore
Cell Information	M				YES	ignore
>Cell Information Item		1 to <i>maxCellineNB</i>			EACH	ignore
>>Cell ID	M		ECGI 9.2.14	Id of the source cell	–	–
>>UL Interference Overload Indication	O		9.2.17		–	–
>>>UL High Interference Information		0 to <i>maxCellineNB</i>			–	–
>>>Target Cell ID	M		ECGI 9.2.14	Id of the cell for which the HII is meant	–	–
>>>UL High Interference Indication	M		9.2.18		–	–
>>Relative Narrowband Tx Power (RNTP)	O		9.2.19		–	–

Range bound	Explanation
maxCellineNB	Maximum no. cells that can be served by an eNB. Value is 256.

### 9.1.2.2 ERROR INDICATION

This message is used to indicate that some error has been detected in the eNB.

Direction: eNB<sub>1</sub> → eNB<sub>2</sub>.

IE/Group Name	Presence	Range	IE type and reference	Semantics description	Criticality	Assigned Criticality
Message Type	M		9.2.13		YES	ignore
Old eNB UE X2AP ID	O		eNB UE X2AP ID 9.2.24	Allocated at the source eNB	YES	ignore
New eNB UE X2AP ID	O		eNB UE X2AP ID 9.2.24	Allocated at the target eNB	YES	ignore
Cause	O		9.2.6		YES	ignore
Criticality Diagnostics	O		9.2.7		YES	ignore

### 9.1.2.3 X2 SETUP REQUEST

This message is sent by an eNB to a neighbouring eNB to transfer the initialization information for a TNL association.

Direction: eNB<sub>1</sub> → eNB<sub>2</sub>.

IE/Group Name	Presence	Range	IE type and reference	Semantics description	Criticality	Assigned Criticality
Message Type	M		9.2.13		YES	reject
Global eNB ID	M		9.2.22		YES	reject
<b>Served Cells</b>		<i>1 to maxCellineNB</i>		This is all the eNB cells	YES	reject
>Served Cell Information	M		9.2.8		–	–
<b>&gt;Neighbour Information</b>		<i>0 to maxnoofNeighbours</i>			–	–
>>ECGI	M		ECGI 9.2.14	E-UTRAN Cell Global Identifier of the neighbour cell	–	–
>>PCI	M		INTEGER (0..503, ...)	Physical Cell Identifier of the neighbour cell	–	–
>>EARFCN	M		9.2.26	DL EARFCN for FDD and EARFCN for TDD	–	–
<b>GU Group Id List</b>		<i>0 to maxPools</i>		This is all the pools to which the eNB belongs to	GLOBAL	reject
>GU Group Id	M		9.2.20		-	-

Range bound	Explanation
maxCellineNB	Maximum no. cells that can be served by an eNB. Value is 256.
maxnoofNeighbours	Maximum no. of neighbour cells associated to a given served cell. Value is 512.
maxPools	Maximum no. of pools an eNB can belong to. Value is 16.

### 9.1.2.4 X2 SETUP RESPONSE

This message is sent by an eNB to a neighbouring eNB to transfer the initialization information for a TNL association.

Direction: eNB<sub>2</sub> → eNB<sub>1</sub>.

IE/Group Name	Presence	Range	IE type and reference	Semantics description	Criticality	Assigned Criticality
Message Type	M		9.2.13		YES	reject
Global eNB ID	M		9.2.22		YES	reject
<b>Served Cells</b>		<i>1 to maxCellineNB</i>		This is all the eNB cells	YES	reject
>Served Cell Information	M		9.2.8		–	–
>Neighbour Information		<i>0 to maxnoofNeighbours</i>			–	–
>>ECGI	M		ECGI 9.2.14	E-UTRAN Cell Global Identifier of the neighbour cell	–	–
>>PCI	M		INTEGER (0..503, ...)	Physical Cell Identifier of the neighbour cell	–	–
>>EARFCN	M		9.2.26	DL EARFCN for FDD and EARFCN for TDD	–	–
<b>GU Group Id List</b>		<i>0 to maxPools</i>		This is all the pools to which the eNB belongs to	GLOBAL	reject
>GU Group Id	M		9.2.20		-	-
Criticality Diagnostics	O		9.2.7		YES	ignore

Range bound	Explanation
maxCellineNB	Maximum no. cells that can be served by an eNB. Value is 256.
maxnoofNeighbours	Maximum no. of neighbour cells associated to a given served cell. Value is 512.
maxPools	Maximum no. of pools an eNB can belong to. Value is 16.

### 9.1.2.5 X2 SETUP FAILURE

This message is sent by the eNB to indicate X2 Setup failure.

Direction: eNB<sub>2</sub> → eNB<sub>1</sub>.

IE/Group Name	Presence	Range	IE type and reference	Semantics description	Criticality	Assigned Criticality
Message Type	M		9.2.13		YES	reject
Cause	M		9.2.6		YES	ignore
Time To Wait	O		9.2.32		YES	ignore
Criticality Diagnostics	O		9.2.7		YES	ignore

### 9.1.2.6 RESET REQUEST

This message is sent from one eNB to another eNB and is used to request the X2 interface between the two eNB to be reset.

Direction: eNB<sub>1</sub> → eNB<sub>2</sub>.

IE/Group Name	Presence	Range	IE type and reference	Semantics description	Criticality	Assigned Criticality
Message Type	M		9.2.13		YES	reject
Cause	M		9.2.6		YES	ignore

### 9.1.2.7 RESET RESPONSE

This message is sent by a eNB as a response to a RESET REQUEST message.

Direction: eNB<sub>2</sub> → eNB<sub>1</sub>.

IE/Group Name	Presence	Range	IE type and reference	Semantics description	Criticality	Assigned Criticality
Message Type	M		9.2.13		YES	reject
Criticality Diagnostics	O		9.2.7		YES	ignore

### 9.1.2.8 ENB CONFIGURATION UPDATE

This message is sent by an eNB to a peer eNB to transfer updated information for a TNL association.

Direction: eNB<sub>1</sub> → eNB<sub>2</sub>.

IE/Group Name	Presence	Range	IE type and reference	Semantics description	Criticality	Assigned Criticality
Message Type	M		9.2.13		YES	reject
<b>Served Cells To Add</b>		<i>0 to maxCellineNB</i>			GLOBAL	reject
>Served Cell Information	M		9.2.8		-	-
> <b>Neighbour Information</b>		<i>0 to maxnoofNeighbours</i>			-	-
>>ECGI	M		ECGI 9.2.14	E-UTRAN Cell Global Identifier of the neighbour cell	-	-
>>PCI	M		INTEGER (0..503, ...)	Physical Cell Identifier of the neighbour cell	-	-
>>EARFCN	M		9.2.26	DL EARFCN for FDD and EARFCN for TDD	-	-
<b>Served Cells To Modify</b>		<i>0 to maxCellineNB</i>			GLOBAL	reject
>Old ECGI	M		ECGI 9.2.14	This is the old E-UTRAN Cell Global Identifier	-	-
>Served Cell Information	M		9.2.8		-	-
> <b>Neighbour Information</b>		<i>0 to maxnoofNeighbours</i>			-	-
>>ECGI	M		ECGI 9.2.14	E-UTRAN Cell Global Identifier of the neighbour cell	-	-
>>PCI	M		INTEGER (0..503, ...)	Physical Cell Identifier of the neighbour cell	-	-
>>EARFCN	M		9.2.26	DL EARFCN for FDD and EARFCN for TDD	-	-
>Deactivation Indication	O		ENUMERATED(deactivated, ...)	Indicates the concerned cell is switched off for energy saving reasons	YES	ignore
<b>Served Cells To Delete</b>		<i>0 to maxCellineNB</i>			GLOBAL	reject
>Old ECGI	M		ECGI 9.2.14	This is the old E-UTRAN Cell Global Identifier of the cell to be deleted	-	-
<b>GU Group Id To Add List</b>		<i>0 to maxPools</i>			GLOBAL	reject
>GU Group Id	M		9.2.20		-	-



<b>GU Group Id To Delete List</b>		<i>0 to maxPools</i>			GLOBAL	reject
>GU Group Id	M		9.2.20		-	-

Range bound	Explanation
maxCellineNB	Maximum no. cells that can be served by an eNB. Value is 256.
maxnoofNeighbours	Maximum no. of neighbour cells associated to a given served cell. Value is 512.
maxPools	Maximum no. of pools an eNB can belong to. Value is 16.

### 9.1.2.9 ENB CONFIGURATION UPDATE ACKNOWLEDGE

This message is sent by an eNB to a peer eNB to acknowledge update of information for a TNL association.

Direction: eNB<sub>2</sub> → eNB<sub>1</sub>.

IE/Group Name	Presence	Range	IE type and reference	Semantics description	Criticality	Assigned Criticality
Message Type	M		9.2.13		YES	reject
Criticality Diagnostics	O		9.2.7		YES	ignore

### 9.1.2.10 ENB CONFIGURATION UPDATE FAILURE

This message is sent by an eNB to a peer eNB to indicate eNB Configuration Update Failure.

Direction: eNB<sub>2</sub> → eNB<sub>1</sub>.

IE/Group Name	Presence	Range	IE type and reference	Semantics description	Criticality	Assigned Criticality
Message Type	M		9.2.13		YES	reject
Cause	M		9.2.6		YES	ignore
Time To Wait	O		9.2.32		YES	ignore
Criticality Diagnostics	O		9.2.7		YES	ignore

### 9.1.2.11 RESOURCE STATUS REQUEST

This message is sent by an eNB<sub>1</sub> to neighbouring eNB<sub>2</sub> to initiate the requested measurement according to the parameters given in the message.

Direction: eNB<sub>1</sub> → eNB<sub>2</sub>.

IE/Group Name	Presence	Range	IE type and reference	Semantics description	Criticality	Assigned Criticality
Message Type	M		9.2.13		YES	reject
eNB1 Measurement ID	M		INTEGER (1..4095,...)	Allocated by eNB <sub>1</sub>	YES	reject
eNB2 Measurement ID	C- ifRegistrati onRequest Stop		INTEGER (1..4095,...)	Allocated by eNB <sub>2</sub>	YES	ignore
Registration Request	M		ENUMERATE D(start, stop, ...)	In this Release, if the value is set to 'stop', the receiver shall stop all cells measurement.	YES	reject
Report Characteristics	O		BITSTRING (SIZE(32))	Each position in the bitmap indicates measurement object the eNB <sub>2</sub> is requested to report. First Bit = PRB Periodic, Second Bit= TNL load Ind Periodic, Third Bit = HW Load Ind Periodic, Fourth Bit = Composite Available Capacity Periodic. Bits 5 to 32 shall be ignored by the eNB <sub>2</sub>	YES	reject
Cell To Report		1		Cell ID list for which measurement is needed	YES	ignore
>Cell To Report Item		1 to <i>maxCellineNB</i>			EACH	ignore
>>Cell ID	M		ECGI 9.2.14			
Reporting Periodicity	O		ENUMERATE D(1000ms, 2000ms, 5000ms,10000 ms, ...)		YES	ignore

Range bound	Explanation
maxCellineNB	Maximum no. cells that can be served by an eNB. Value is 256.

Condition	Explanation
ifRegistrationRequestStop	This IE shall be present if the <i>Registration Request</i> IE is set to the value 'stop'.

### 9.1.2.12 RESOURCE STATUS RESPONSE

This message is sent by the eNB<sub>2</sub> to indicate that the requested measurements are successfully initiated. Direction: eNB<sub>2</sub> → eNB<sub>1</sub>.

IE/Group Name	Presence	Range	IE type and reference	Semantics description	Criticality	Assigned Criticality
Message Type	M		9.2.13		YES	reject
eNB1 Measurement ID	M		INTEGER (1..4095,...)		YES	reject
eNB2 Measurement ID	M		INTEGER (1..4095,...)		YES	reject
Criticality Diagnostics	O		9.2.7		YES	ignore

### 9.1.2.13 RESOURCE STATUS FAILURE

This message is sent by the eNB<sub>2</sub> to indicate requested measurements cannot be initiated.

Direction: eNB<sub>2</sub> → eNB<sub>1</sub>.

IE/Group Name	Presence	Range	IE type and reference	Semantics description	Criticality	Assigned Criticality
Message Type	M		9.2.13		YES	reject
eNB1 Measurement ID	M		INTEGER (1..4095,...)		YES	reject
eNB2 Measurement ID	M		INTEGER (1..4095,...)		YES	reject
Cause	M		9.2.6		YES	ignore
Criticality Diagnostics	O		9.2.7		YES	ignore

### 9.1.2.14 RESOURCE STATUS UPDATE

This message is sent by eNB<sub>2</sub> to neighbouring eNB<sub>1</sub> to report the results of the requested measurements.

Direction: eNB<sub>2</sub> → eNB<sub>1</sub>.

IE/Group Name	Presence	Range	IE type and reference	Semantics description	Criticality	Assigned Criticality
Message Type	M		9.2.13		YES	ignore
eNB1 Measurement ID	M		INTEGER (1..4095,...)		YES	reject
eNB2 Measurement ID	M		INTEGER (1..4095,...)		YES	reject
<b>Cell Measurement Result</b>		1			YES	ignore
<b>&gt;Cell Measurement Result Item</b>		1 to <i>maxCellineNB</i>			EACH	ignore
>>Cell ID	M		ECGI 9.2.14			
>>Hardware Load Indicator	O		9.2.34			
>>S1 TNL Load Indicator	O		9.2.35			
>>Radio Resource Status	O		9.2.37			
>>Composite Available Capacity Group	O		9.2.44		YES	ignore

Range bound	Explanation
maxCellineNB	Maximum no. cells that can be served by an eNB. Value is 256.

### 9.1.2.15 MOBILITY CHANGE REQUEST

This message is sent by an eNB<sub>1</sub> to neighbouring eNB<sub>2</sub> to initiate adaptation of mobility parameters.

Direction: eNB<sub>1</sub> → eNB<sub>2</sub>.

IE/Group Name	Presence	Range	IE type and reference	Semantics description	Criticality	Assigned Criticality
Message Type	M		9.2.13		YES	reject
eNB1 Cell ID	M		ECGI 9.2.14		YES	reject
eNB2 Cell ID	M		ECGI 9.2.14		YES	reject
eNB1 Mobility Parameters	O		Mobility Parameters Information 9.2.48	Configuration change in eNB <sub>1</sub> cell.	YES	ignore
eNB2 Proposed Mobility Parameters	M		Mobility Parameters Information 9.2.48	Proposed configuration change in eNB <sub>2</sub> cell.	YES	reject
Cause	M		9.2.6		YES	reject

### 9.1.2.16 MOBILITY CHANGE ACKNOWLEDGE

This message is sent by the eNB<sub>2</sub> to indicate that the eNB<sub>2</sub> Proposed Mobility Parameter proposed by eNB<sub>1</sub> was accepted.

Direction: eNB<sub>2</sub> → eNB<sub>1</sub>.

IE/Group Name	Presence	Range	IE type and reference	Semantics description	Criticality	Assigned Criticality
Message Type	M		9.2.13		YES	reject
eNB1 Cell ID	M		ECGI 9.2.14		YES	reject
eNB2 Cell ID	M		ECGI 9.2.14		YES	reject
Criticality Diagnostics	O		9.2.7		YES	ignore

### 9.1.2.17 MOBILITY CHANGE FAILURE

This message is sent by the eNB<sub>2</sub> to indicate that the eNB<sub>2</sub> Proposed Mobility Parameter proposed by eNB<sub>1</sub> was refused.

Direction: eNB<sub>2</sub> → eNB<sub>1</sub>.

IE/Group Name	Presence	Range	IE type and reference	Semantics description	Criticality	Assigned Criticality
Message Type	M		9.2.13		YES	reject
eNB1 Cell ID	M		ECGI 9.2.14		YES	ignore
eNB2 Cell ID	M		ECGI 9.2.14		YES	ignore
Cause	M		9.2.6		YES	ignore
eNB2 Mobility Parameters Modification Range	O		9.2.49		YES	ignore
Criticality Diagnostics	O		9.2.7		YES	ignore

### 9.1.2.18 RLF INDICATION

This message is sent by the eNB<sub>2</sub> to indicate a RRC re-establishment attempt by a UE that was previously attached to eNB<sub>1</sub>.

Direction: eNB<sub>2</sub> → eNB<sub>1</sub>.

IE/Group Name	Presence	Range	IE type and reference	Semantics description	Criticality	Assigned Criticality
Message Type	M		9.2.13		YES	ignore
Failure cell PCI	M		INTEGER (0..503, ...)	Physical Cell Identifier	YES	ignore
Re-establishment cell ECGI	M		ECGI 9.2.14		YES	ignore
C-RNTI	M		BIT STRING (SIZE (16))	C-RNTI contained in the RRC Re-establishment Request message [9]	YES	ignore
ShortMAC-I	O		BIT STRING (SIZE (16))	ShortMAC-I contained in the RRC Re-establishment Request message [9]	YES	ignore
UE RLF Report Container	O		OCTET STRING	rifReport contained in the UEInformation Response message [9]	YES	ignore

### 9.1.2.19 HANDOVER REPORT

This message is sent by the eNB<sub>1</sub> to report a handover failure event.

Direction: eNB<sub>1</sub> → eNB<sub>2</sub>.

IE/Group Name	Presence	Range	IE type and reference	Semantics description	Criticality	Assigned Criticality
Message Type	M		9.2.13		YES	ignore
Handover Report Type	M		ENUMERATED (HO too early, HO to wrong cell, ...)		YES	ignore
Handover Cause	M		9.2.6	Indicates handover cause employed for handover from eNB <sub>2</sub> to eNB <sub>1</sub>	YES	ignore
Source cell ECGI	M		ECGI 9.2.14	ECGI of source cell for handover procedure (in eNB <sub>2</sub> )	YES	ignore
Failure cell ECGI	M		ECGI 9.2.14	ECGI of target (eventual failure) cell for handover procedure (in eNB <sub>1</sub> )	YES	ignore
Re-establishment cell ECGI	C- ifHandoverR eportType HoToWrong Cell		ECGI 9.2.14	ECGI of cell where UE attempted re-establishment	YES	ignore

Condition	Explanation
ifHandoverReportType HoToWrongCell	This IE shall be present if the Handover ReportType IE is set to the value "HO to wrong cell"

### 9.1.2.20 CELL ACTIVATION REQUEST

This message is sent by an eNB to a peer eNB to request a previously switched-off cell/s to be re-activated.

Direction: eNB<sub>1</sub> → eNB<sub>2</sub>.

IE/Group Name	Presence	Range	IE type and reference	Semantics description	Criticality	Assigned Criticality
Message Type	M		9.2.13		YES	reject
Served Cells To Activate		1 to <i>maxCellineNB</i>			GLOBAL	reject
>ECGI	M		9.2.14		-	-

Range bound	Explanation
maxCellineNB	Maximum no. cells that can be served by an eNB. Value is 256.

### 9.1.2.21 CELL ACTIVATION RESPONSE

This message is sent by an eNB to a peer eNB to indicate that one or more cell(s) previously switched-off has(have) been activated.

Direction: eNB<sub>2</sub> → eNB<sub>1</sub>.

IE/Group Name	Presence	Range	IE type and reference	Semantics description	Criticality	Assigned Criticality
Message Type	M		9.2.13		YES	reject
Activated Cell List		1 to <i>maxCellineNB</i>			GLOBAL	ignore
>ECGI	M		9.2.14		-	-
Criticality Diagnostics	O		9.2.7		YES	ignore

Range bound	Explanation
maxCellineNB	Maximum no. cells that can be served by an eNB. Value is 256.

### 9.1.2.22 CELL ACTIVATION FAILURE

This message is sent by an eNB to a peer eNB to indicate cell activation failure.

Direction: eNB<sub>2</sub> → eNB<sub>1</sub>.

IE/Group Name	Presence	Range	IE type and reference	Semantics description	Criticality	Assigned Criticality
Message Type	M		9.2.13		YES	reject
Cause	M		9.2.6		YES	ignore
Criticality Diagnostics	O		9.2.7		YES	ignore

## 9.2 Information Element definitions

### 9.2.0 General

When specifying information elements which are to be represented by bit strings, if not otherwise specifically stated in the semantics description of the concerned IE or elsewhere, the following principle applies with regards to the ordering of bits:

- The first bit (leftmost bit) contains the most significant bit (MSB);
- The last bit (rightmost bit) contains the least significant bit (LSB);

- When importing bit strings from other specifications, the first bit of the bit string contains the first bit of the concerned information.

## 9.2.1 GTP Tunnel Endpoint

The *GTP Tunnel Endpoint* IE identifies an X2 transport bearer or the S-GW endpoint of the S1 transport bearer associated to an E-RAB. It contains a Transport Layer Address and a GTP Tunnel Endpoint Identifier. The Transport Layer Address is an IP address to be used for the X2 user plane transport (see [8]) or for the S1 user plane transport (see [19]). The GTP Tunnel Endpoint Identifier is to be used for the user plane transport between eNB and the S-GW or between eNBs.

IE/Group Name	Presence	Range	IE type and reference	Semantics description	Criticality	Assigned Criticality
Transport Layer Address	M		BIT STRING (1..160, ...)	For details on the Transport Layer Address, see ref. [8], [19]	–	–
GTP TEID	M		OCTET STRING (4)		–	–

## 9.2.2 Trace Activation

Defines parameters related to trace activation.

IE/Group Name	Presence	Range	IE type and reference	Semantics description	Criticality	Assigned Criticality
E-UTRAN Trace ID	M		OCTET STRING (8)	The E-UTRAN Trace ID IE is composed of the following: Trace Reference defined in [10] (leftmost 6 octets), and Trace Recording Session Reference defined in [10] (last 2 octets)	–	–
Interfaces To Trace	M		BIT STRING (8)	Each position in the bitmap represents a eNB interface first bit =S1-MME, second bit =X2, third bit =Uu other bits reserved for future use.. Value "1" indicates "should be traced" . Value "0" indicates "should not be trace".	-	-
Trace Depth	M		ENUMERATED( minimum, medium, maximum, MinimumWithoutVendorSpecificExtension, MediumWithoutVendorSpecificExtension, MaximumWithoutVendorSpecificExtension, ...)	Defined in [7]	–	–
Trace Collection Entity IP Address	M		BIT STRING (1..160,...)	For details on the Transport Layer Address, see ref. [8], [19]	–	–



### 9.2.3 Handover Restriction List

This IE defines area roaming or access restrictions for handover.

IE/Group Name	Presence	Range	IE type and reference	Semantics description	Criticality	Assigned Criticality
Serving PLMN	M		PLMN Identity 9.2.4		–	–
<b>Equivalent PLMNs</b>		<i>0..&lt;maxnoofEPLMNs&gt;</i>		Allowed PLMNs in addition to Serving PLMN. This list corresponds to the list of 'equivalent PLMNs list' as defined in [17].	–	–
>PLMN Identity	M		9.2.4		–	–
<b>Forbidden TAs</b>		<i>0..&lt;maxnoofEPLMNsPlusOne&gt;</i>		intra E-UTRAN roaming restrictions	–	–
>PLMN Identity	M		9.2.4	The PLMN of forbidden TACs	–	–
<b>&gt;Forbidden TACs</b>		<i>1..&lt;maxnoofForbTACs&gt;</i>			–	–
>>TAC	M		OCTET STRING(2)	The forbidden TAC	–	–
<b>Forbidden LAs</b>		<i>0..&lt;maxnoofEPLMNsPlusOne&gt;</i>		inter-3GPP RAT roaming restrictions	–	–
>PLMN Identity	M		9.2.4		–	–
<b>&gt;Forbidden LACs</b>		<i>1..&lt;maxnoofForbLACs&gt;</i>			–	–
>>LAC	M		OCTET STRING(2)		–	–
Forbidden inter RATs	O		ENUMERATED(ALL, GERAN, UTRAN, CDMA2000, ..., GERAN and UTRAN, CDMA2000 and UTRAN)	inter-3GPP and 3GPP2 RAT access restrictions	–	–

Range bound	Explanation
maxnoofEPLMNs	Maximum no. of equivalent PLMN Ids. Value is 15.
maxnoofEPLMNsPlusOne	Maximum no. of equivalent PLMN Ids plus one. Value is 16.
maxnoofForbTACs	Maximum no. of forbidden Tracking Area Codes. Value is 4096.
maxnoofForbLACs	Maximum no. of forbidden Location Area Codes. Value is 4096.

### 9.2.4 PLMN Identity

This information element indicates the PLMN Identity.

IE/Group Name	Presence	Range	IE type and reference	Semantics description
PLMN Identity	M		OCTET STRING (3)	<ul style="list-style-type: none"> <li>- digits 0 to 9, encoded 0000 to 1001,</li> <li>- 1111 used as filler digit, two digits per octet,</li> <li>- bits 4 to 1 of octet n encoding digit 2n-1</li> <li>- bits 8 to 5 of octet n encoding digit 2n</li> </ul> <p>-The Selected PLMN identity consists of 3 digits from MCC followed by either</p> <ul style="list-style-type: none"> <li>-a filler digit plus 2 digits from MNC (in case of 2 digit MNC) or</li> <li>-3 digits from MNC (in case of a 3 digit MNC).</li> </ul>

## 9.2.5 DL Forwarding

This element indicates that the E-RAB is proposed for forwarding of downlink packets.

IE/Group Name	Presence	Range	IE type and reference	Semantics description
DL Forwarding	M		ENUMERATED (DL forwarding proposed, ...)	

## 9.2.6 Cause

The purpose of the cause information element is to indicate the reason for a particular event for the whole protocol.

IE/Group Name	Presence	Range	IE Type and Reference	Semantics Description
CHOICE <i>Cause Group</i>	M			
> <i>Radio Network Layer</i>				
>>Radio Network Layer Cause	M		ENUMERATED ( Handover Desirable for Radio Reasons, Time Critical Handover, Resource Optimisation Handover, Reduce Load in Serving Cell, Partial Handover, Unknown New eNB UE X2AP ID, Unknown Old eNB UE X2AP ID, Unknown Pair of UE X2AP ID, HO Target not Allowed, TX2RELOCoverall Expiry, T <sub>RELOCprep</sub> Expiry, Cell not Available, No Radio Resources Available in Target Cell, Invalid MME Group ID, Unknown MME Code, Encryption And/Or Integrity Protection Algorithms Not Supported, ReportCharacteristicsEmpty, NoReportPeriodicity, ExistingMeasurementID, Unknown eNB Measurement ID, Measurement Temporarily not Available, Unspecified, ..., Load Balancing, Handover Optimisation, Value out of allowed range, Multiple E-RAB ID instances, Switch Off Ongoing, Not supported QCI value )	
> <i>Transport Layer</i>				

>>Transport Layer Cause	M		ENUMERATED (Transport Resource Unavailable, Unspecified, ...)	
<i>&gt;Protocol</i>				
>>Protocol Cause	M		ENUMERATED (Transfer Syntax Error, Abstract Syntax Error (Reject), Abstract Syntax Error (Ignore and Notify), Message not Compatible with Receiver State, Semantic Error, Unspecified, Abstract Syntax Error (Falsely Constructed Message),...)	
<i>&gt;Misc</i>				
>>Miscellaneous Cause	M		ENUMERATED (Control Processing Overload, Hardware Failure, O&M Intervention, Not enough User Plane Processing Resources, Unspecified,...)	

The meaning of the different cause values is described in the following table. In general, "not supported" cause values indicate that the concerned capability is missing. On the other hand, "not available" cause values indicate that the concerned capability is present, but insufficient resources were available to perform the requested action.

Radio Network Layer cause	Meaning
Cell not Available	The concerned cell is not available.
Handover Desirable for Radio Reasons	The reason for requesting handover is radio related.
Handover Target not Allowed	Handover to the indicated target cell is not allowed for the UE in question
Invalid MME Group ID	The target eNB doesn't belong to the same pool area of the source eNB i.e. S1 handovers should be attempted instead.
No Radio Resources Available in Target Cell	The target cell doesn't have sufficient radio resources available.
Partial Handover	Provides a reason for the handover cancellation. The target eNB did not admit all E-RABs included in the HANDOVER REQUEST and the source eNB estimated service continuity for the UE would be better by not proceeding with handover towards this particular target eNB.
Reduce Load in Serving Cell	Load on serving cell needs to be reduced.
Resource Optimisation Handover	The reason for requesting handover is to improve the load distribution with the neighbour cells.
Time Critical Handover	handover is requested for time critical reason i.e. this cause value is reserved to represent all critical cases where the connection is likely to be dropped if handover is not performed.
TX2 <sub>RELOCoverall</sub> Expiry	The reason for the action is expiry of timer TX2 <sub>RELOCoverall</sub>
T <sub>RELOCprep</sub> Expiry	Handover Preparation procedure is cancelled when timer T <sub>RELOCprep</sub> expires.
Unknown MME Code	The target eNB belongs to the same pool area of the source eNB and recognizes the MME Group ID. However, the MME Code is unknown to the target eNB.
Unknown New eNB UE X2AP ID	The action failed because the New eNB UE X2AP ID is unknown
Unknown Old eNB UE X2AP ID	The action failed because the Old eNB UE X2AP ID is unknown
Unknown Pair of UE X2AP ID	The action failed because the pair of UE X2 AP IDs is unknown
Encryption And/Or Integrity Protection Algorithms Not Supported	The target eNB is unable to support any of the encryption and/or integrity protection algorithms supported by the UE.
ReportCharacteristicsEmpty	The action failed because there is no characteristic reported.
NoReportPeriodicity	The action failed because the periodicity is not defined.
ExistingMeasurementID	The action failed because measurement-ID is already used.
Unknown eNB Measurement ID	The action failed because some eNB Measurement-ID is unknown.
Measurement Temporarily not Available	The eNB can temporarily not provide the requested measurement object.
Load Balancing	The reason for mobility settings change is load balancing.
Handover Optimisation	The reason for mobility settings change is handover optimisation.
Value out of allowed range	The action failed because the proposed Handover Trigger parameter change in the eNB2 Proposed Mobility Parameters IE is too low or too high.
Multiple E-RAB ID Instances	The action failed because multiple instances of the same E-RAB had been provided to the eNB.
Switch Off Ongoing	The reason for the action is an ongoing switch off i.e. the concerned cell will be switched off after offloading and not be available. It aides the receiving eNB in taking subsequent actions, e.g. selecting the target cell for subsequent handovers.
Not supported QCI value	The action failed because the requested QCI is not supported
Unspecified	Sent when none of the above cause values applies but still the cause is Radio Network Layer related

Transport Network Layer cause	Meaning
Transport resource unavailable	The required transport resources are not available
Unspecified	Sent when none of the above cause values applies but still the cause is Transport Network Layer related

Protocol cause	Meaning
Abstract Syntax Error (Reject)	The received message included an abstract syntax error and the concerned criticality indicated "reject" (see sub clause 10.3)
Abstract Syntax Error (Ignore and Notify)	The received message included an abstract syntax error and the concerned criticality indicated "ignore and notify" (see sub clause 10.3)
Abstract syntax error (falsely constructed message)	The received message contained IEs or IE groups in wrong order or with too many occurrences (see sub clause 10.3)
Message not Compatible with Receiver State	The received message was not compatible with the receiver state (see sub clause 10.4)
Semantic Error	The received message included a semantic error (see sub clause 10.4)
Transfer Syntax Error	The received message included a transfer syntax error (see sub clause 10.2)
Unspecified	Sent when none of the above cause values applies but still the cause is Protocol related

Miscellaneous cause	Meaning
Control Processing Overload	eNB control processing overload
Hardware Failure	eNB hardware failure
Not enough User Plane Processing Resources	eNB has insufficient user plane processing resources available
O&M Intervention	Operation and Maintenance intervention related to eNB equipment
Unspecified	Sent when none of the above cause values applies and the cause is not related to any of the categories Radio Network Layer, Transport Network Layer or Protocol.

## 9.2.7 Criticality Diagnostics

The *Criticality Diagnostics* IE is sent by the eNB when parts of a received message have not been comprehended or were missing, or if the message contained logical errors. When applicable, it contains information about which IEs were not comprehended or were missing.

IE/Group Name	Presence	Range	IE type and reference	Semantics description
Procedure Code	O		INTEGER (0..255)	Procedure Code is to be used if Criticality Diagnostics is part of Error Indication procedure, and not within the response message of the same procedure that caused the error
Triggering Message	O		ENUMERATED (initiating message, successful outcome, unsuccessful outcome)	The Triggering Message is used only if the Criticality Diagnostics is part of Error Indication procedure.
Procedure Criticality	O		ENUMERATED (reject, ignore, notify)	This Procedure Criticality is used for reporting the Criticality of the Triggering message (Procedure).
<b>Information Element Criticality Diagnostics</b>		0 to <maxNumberOfErrors>		
>IE Criticality	M		ENUMERATED (reject, ignore, notify)	The IE Criticality is used for reporting the criticality of the triggering IE. The value "ignore" shall not be used.
>IE ID	M		INTEGER (0..65535)	The IE ID of the not understood or missing IE
>Type Of Error	M		ENUMERATED (not understood, missing, ...)	

Range bound	Explanation
maxNrOfErrors	Maximum no. of IE errors allowed to be reported with a single message. The value for maxnooferrors is 256.

## 9.2.8 Served Cell Information

This IE contains cell configuration information of a cell that a neighbour eNB may need for the X2 AP interface.

IE/Group Name	Presence	Range	IE type and reference	Semantics description	Criticality	Assigned Criticality
PCI	M		INTEGER (0..503, ...)	Physical Cell ID	–	–
Cell ID	M		ECGI 9.2.14		–	–
TAC	M		OCTET STRING(2)	Tracking Area Code	–	–
<b>Broadcast PLMNs</b>		1..<maxnoofBPLMNs>		Broadcast PLMNs	–	–
>PLMN Identity	M		9.2.4		–	–
CHOICE EUTRA-Mode-Info	M				–	–
>FDD						
<b>&gt;&gt;FDD Info</b>		1			–	–
>>>UL EARFCN	M		EARFCN 9.2.26	Corresponds to N <sub>UL</sub> in ref. [16]	–	–
>>>DL EARFCN	M		EARFCN 9.2.26	Corresponds to N <sub>DL</sub> in ref. [16]	–	–
>>>UL Transmission Bandwidth	M		Transmission Bandwidth 9.2.27		–	–
>>>DL Transmission Bandwidth	M		Transmission Bandwidth 9.2.27	Same as UL Transmission Bandwidth in this release.	–	–
>TDD					–	–
<b>&gt;&gt;TDD Info</b>		1			–	–
>>>EARFCN	M		9.2.26	Corresponds to N <sub>DL</sub> /N <sub>UL</sub> in ref. [16]	–	–
>>>Transmission Bandwidth	M		Transmission Bandwidth 9.2.27		–	–
>>>Subframe Assignment	M		ENUMERATED(sa0, sa1, sa2, sa3, sa4, sa5, sa6,...)	Uplink-downlink subframe configuration information defined in ref. [10].	–	–
<b>&gt;&gt;&gt;Special Subframe Info</b>		1		Special subframe configuration information defined in ref. [10].	–	–
>>>>Special Subframe Patterns	M		ENUMERATED(ssp0, ssp1, ssp2, ssp3, ssp4, ssp5, ssp6, ssp7, ssp8, ...)		–	–
>>>>Cyclic Prefix DL	M		ENUMERATED(Normal, Extended,...)		–	–
>>>>Cyclic Prefix UL	M		ENUMERATED(Normal, Extended,...)		–	–
Number of Antenna Ports	O		9.2.43		YES	ignore
PRACH Configuration	O		PRACH		YES	ignore



			Configuratio n 9.2.50			
<b>MBSFN Subframe Info</b>		<i>0 to maxnoofMBSFN</i>		MBSFN subframe configuration information defined in ref. [9]	GLOBAL	ignore
>Radioframe Allocation Period	M		ENUMERAT ED(n1, n2, n4, n8, n16, n32, ...)		–	–
>Radioframe Allocation Offset	M		INTEGER (0..7, ...)		–	–
>Subframe Allocation	M		9.2.51		–	–

Range bound	Explanation
maxnoofBPLMNs	Maximum no. of Broadcast PLMN Ids. Value is 6.
maxnoofMBSFN	Maximum no. of MBSFN frame allocation with different offset. Value is 8.

## 9.2.9 E-RAB Level QoS Parameters

This IE defines the QoS to be applied to an E-RAB.

IE/Group Name	Presence	Range	IE type and reference	Semantics description	Criticality	Assigned Criticality
QCI	M		INTEGER (0..255)	QoS Class Identifier defined in [12]. Logical range and coding specified in [13].	–	–
Allocation and Retention Priority	M		9.2.31		–	–
GBR QoS Information	O		9.2.10	This IE applies to GBR bearers only and shall be ignored otherwise.	–	–

## 9.2.10 GBR QoS Information

This IE indicates the maximum and guaranteed bit rates of a GBR E-RAB for downlink and uplink.

IE/Group Name	Presence	Range	IE type and reference	Semantics description	Criticality	Assigned Criticality
E-RAB Maximum Bit Rate Downlink	M		Bit Rate 9.2.11	Maximum Bit Rate in DL (i.e. from EPC to E-UTRAN) for the bearer. Details in [12].	–	–
E-RAB Maximum Bit Rate Uplink	M		Bit Rate 9.2.11	Maximum Bit Rate in UL (i.e. from E-UTRAN to EPC) for the bearer. Details in [12].	–	–
E-RAB Guaranteed Bit Rate Downlink	M		Bit Rate 9.2.11	Guaranteed Bit Rate (provided that there is data to deliver) in DL (i.e. from EPC to E-UTRAN) for the bearer. Details in [12].	–	–
E-RAB Guaranteed Bit Rate Uplink	M		Bit Rate 9.2.11	Guaranteed Bit Rate (provided that there is data to deliver) in UL (i.e. from E-UTRAN to EPC) for the bearer. Details in [12].	–	–

### 9.2.11 Bit Rate

This IE indicates the number of bits delivered by E-UTRAN in UL or to E-UTRAN in DL within a period of time, divided by the duration of the period. It is used, for example, to indicate the maximum or guaranteed bit rate for a GBR E-RAB, or an aggregated maximum bit rate.

IE/Group Name	Presence	Range	IE type and reference	Semantics description
Bit Rate	M		INTEGER (0..10,000,000,000)	The unit is: bit/s

### 9.2.12 UE Aggregate Maximum Bit Rate

On Handover Aggregate Maximum Bitrate is transferred to the target eNB. The UE Aggregate Maximum Bitrate is applicable for all Non-GBR bearers per UE which is defined for the Downlink and the Uplink direction and provided by the MME to the eNB.

IE/Group Name	Presence	Range	IE type and reference	Semantics description	Criticality	Assigned Criticality
UE Aggregate Maximum Bit Rate Downlink	M		Bit Rate 9.2.11		–	–
UE Aggregate Maximum Bit Rate Uplink	M		Bit Rate 9.2.11		–	–

### 9.2.13 Message Type

The *Message Type* IE uniquely identifies the message being sent. It is mandatory for all messages.

IE/Group Name	Presence	Range	IE type and reference	Semantics description
Procedure Code	M		INTEGER (0..255)	"0" = Handover Preparation "1" = Handover Cancel "2" = Load Indication "3" = Error Indication "4" = SN Status Transfer "5" = UE Context Release "6" = X2 Setup "7" = Reset "8" = eNB Configuration Update "9" = Resource Status Reporting Initiation "10" = Resource Status Reporting '11' = Private Message "12" = Mobility Settings Change '13' = Radio Link Failure Indication '14' = Handover Report '15' = Cell Activation
Type of Message	M		CHOICE (Initiating Message, Successful Outcome, Unsuccessful Outcome, ...)	

### 9.2.14 ECGI

The E-UTRAN Cell Global Identifier (ECGI) is used to globally identify a cell (see [2]).

IE/Group Name	Presence	Range	IE type and reference	Semantics description	Criticality	Assigned Criticality
PLMN Identity	M		9.2.4		–	–
E-UTRAN Cell Identifier	M		BIT STRING (28)	The leftmost bits of the <i>E-UTRAN Cell Identifier</i> IE value correspond to the value of the <i>eNB ID</i> IE contained in the <i>Global eNB ID</i> IE (defined in section 9.2.22) identifying the eNB that controls the cell	–	–

### 9.2.15 COUNT Value

This information element indicates the 12 bit PDCP sequence number and the corresponding 20 bit Hyper frame number.

IE/Group Name	Presence	Range	IE type and reference	Semantics description	Criticality	Assigned Criticality
PDCP-SN	M		INTEGER (0..4095)		–	–
HFN	M		INTEGER (0..1048575)		–	–

### 9.2.16 GUMMEI

This information element indicates the globally unique MME identity.

IE/Group Name	Presence	Range	IE type and reference	Semantics description	Criticality	Assigned Criticality
GU Group ID	M		9.2.20		–	–
MME code	M		OCTET STRING (1)		–	–

## 9.2.17 UL Interference Overload Indication

This IE provides, per PRB, a report on interference overload. The interaction between the indication of UL Interference Overload and UL High Interference is implementation specific.

IE/Group Name	Presence	Range	IE type and reference	Semantics description
<b>UL Interference Overload Indication List</b>		1 to <maxnoofPRBs>		
>UL Interference Overload Indication	M		ENUMERATED (high interference, medium interference, low interference, ...)	Each PRB is identified by its position in the list: the first element in the list corresponds to PRB 0, the second to PRB 1, etc.

Range bound	Explanation
maxnoofPRBs	Maximum no. Physical Resource Blocks. Value is 110.

## 9.2.18 UL High Interference Indication

This IE provides, per PRB, a 2 level report on interference sensitivity. The interaction between the indication of UL Overload and UL High Interference is implementation specific.

IE/Group Name	Presence	Range	IE type and reference	Semantics description
HII	M		BIT STRING (1..110, ...)	Each position in the bitmap represents a PRB (first bit=PRB 0 and so on), for which value "1" indicates "high interference sensitivity" and value "0" indicates "low interference sensitivity". The maximum number of Physical Resource Blocks is 110

## 9.2.19 Relative Narrowband Tx Power (RNTP)

This IE provides an indication on DL power restriction per PRB in a cell and other information needed by a neighbour eNB for interference aware scheduling.

IE/Group Name	Presence	Range	IE type and reference	Semantics description	Criticality	Assigned Criticality
RNTP Per PRB	M		BIT STRING (6..110, ...)	Each position in the bitmap represents a $n_{PRB}$ value (i.e. first bit=PRB 0 and so on), for which the bit value represents $RNTP(n_{PRB})$ , defined in [11]. <ul style="list-style-type: none"> <li>Value 0 indicates "Tx not exceeding RNTP threshold".</li> <li>Value 1 indicates "no promise on the Tx power is given"</li> </ul>	–	–
RNTP Threshold	M		ENUMERATE D (-∞, -11, -10, -9, -8, -7, -6, -5, -4, -3, -2, -1, 0, 1, 2, 3, ...)	$RNTP_{threshold}$ is defined in [11]	–	–
Number Of Cell-specific Antenna Ports	M		ENUMERATE D (1, 2, 4, ...)	$P$ (number of antenna ports for cell-specific reference signals) defined in [10]	–	–
P_B	M		INTEGER (0..3, ...)	$P_B$ is defined in [11]	–	–
PDCCH Interference Impact	M		INTEGER (0..4, ...)	Measured by Predicted Number Of Occupied PDCCH OFDM Symbols (see [10]).  Value 0 means "no prediction is available"	–	–

## 9.2.20 GU Group Id

The *GU Group Id* IE is the globally unique group id corresponding to a pool area.

IE/Group Name	Presence	Range	IE type and reference	Semantics description	Criticality	Assigned Criticality
PLMN Id	M		9.2.4		–	–
MME Group Id	M		OCTET STRING(2)		–	–

## 9.2.21 Location Reporting Information

This information element indicates how the location information should be reported.

IE/Group Name	Presence	Range	IE type and reference	Semantics description	Criticality	Assigned Criticality
Event	M		ENUMERATE D (Change of serving cell, ...)		–	–
Report Area	M		ENUMERATE D (ECGI, ...)		–	–

## 9.2.22 Global eNB ID

This IE is used to globally identify an eNB (see [2]).

IE/Group Name	Presence	Range	IE type and reference	Semantics description	Criticality	Assigned Criticality
PLMN Identity	M		9.2.4		–	–
CHOICE <i>eNB ID</i>	M				–	–
> <i>Macro eNB ID</i>	M		BIT STRING (20)	Equal to the 20 leftmost bits of the value of the <i>E-UTRAN Cell Identifier</i> IE contained in the <i>ECGI</i> IE (see section 9.2.14) identifying each cell controlled by the eNB	–	–
> <i>Home eNB ID</i>	M		BIT STRING (28)	Equal to the value of the <i>E-UTRAN Cell Identifier</i> IE contained in the <i>ECGI</i> IE (see section 9.2.14) identifying the cell controlled by the eNB	–	–

## 9.2.23 E-RAB ID

This IE uniquely identifies an E-RAB for a UE.

IE/Group Name	Presence	Range	IE type and reference	Semantics description
E-RAB ID	M		INTEGER (0..15, ...)	

## 9.2.24 eNB UE X2AP ID

This information element uniquely identifies an UE over the X2 interface within an eNB.

The Old eNB UE X2AP ID is allocated by the source eNB and the New eNB UE X2AP ID is allocated by the target eNB, as defined in [2].

IE/Group Name	Presence	Range	IE type and reference	Semantics description
eNB UE X2AP ID	M		INTEGER (0..4095)	

## 9.2.25 Subscriber Profile ID for RAT/Frequency priority

The *Subscriber Profile ID* IE for RAT/Frequency Selection Priority is used to define camp priorities in Idle mode and to control inter-RAT/inter-frequency handover in Active mode [15].

IE/Group Name	Presence	Range	IE type and reference	Semantics description
Subscriber Profile ID for RAT/Frequency Priority	M		INTEGER (1..256)	

## 9.2.26 EARFCN

The E-UTRA Absolute Radio Frequency Channel Number defines the carrier frequency used in a cell for a given direction (UL or DL) in FDD or for both UL and DL directions in TDD.

IE/Group Name	Presence	Range	IE Type and Reference	Semantics Description
EARFCN	M		INTEGER (0..maxEARFCN)	The relation between EARFCN and carrier frequency (in MHz) are defined in [16].

Range bound	Explanation
maxEARFCN	Maximum value of EARFCNs. Value is 65535.

## 9.2.27 Transmission Bandwidth

The *Transmission Bandwidth* IE is used to indicate the UL or DL transmission bandwidth expressed in units of resource blocks "  $N_{RB}$  " [16]. The values bw6, bw15, bw25, bw50, bw75, bw100 correspond to the number of resource blocks 'NRB' 6, 15, 25, 50, 75, 100.

IE/Group Name	Presence	Range	IE Type and Reference	Semantics Description
Transmission Bandwidth	M		ENUMERATED (bw6, bw15, bw25, bw50, bw75, bw100,...)	

## 9.2.28 E-RAB List

The IE contains a list of E-RAB identities with a cause value. It is used for example to indicate not admitted bearers.

IE/Group Name	Presence	Range	IE type and reference	Semantics description	Criticality	Assigned Criticality
<b>E-RAB List Item</b>		<i>1 to &lt; maxnoofBearers &gt;</i>			EACH	ignore
>E-RAB ID	M		9.2.23		–	–
>Cause	M		9.2.6		–	–

Range bound	Explanation
maxnoofBearers	Maximum no. of E-RABs. Value is 256.

## 9.2.29 UE Security Capabilities

The *UE Security Capabilities* IE defines the supported algorithms for encryption and integrity protection in the UE.

IE/Group Name	Presence	Range	IE Type and Reference	Semantics Description
Encryption Algorithms	M		BIT STRING (16, ...)	Each position in the bitmap represents an encryption algorithm: "all bits equal to 0" - UE supports no other algorithm than EEA0 'first bit' - 128-EEA1, 'second bit' - 128-EEA2, other bits reserved for future use. Value "1" indicates support and value '0' indicates no support of the algorithm. Algorithms are defined in [18].
Integrity Protection Algorithms	M		BIT STRING (16, ...)	Each position in the bitmap represents an integrity protection algorithm: all bits equal to 0" - UE supports no other algorithm than EIA0 ([18]) 'first bit' - 128-EIA1, 'second bit' - 128-EIA2, other bits reserved for future use. Value "1" indicates support and value '0' indicates no support of the algorithm. Algorithms are defined in [18].

### 9.2.30 AS Security Information

The *AS Security Information* IE is used to generate the key material to be used for AS security with the UE.

IE/Group Name	Presence	Range	IE Type and Reference	Semantics Description
Key eNodeB Star	M		BIT STRING (256)	The KeNB* as defined in [9]
Next Hop Chaining Count	M		INTEGER (0..7)	Next Hop Chaining Count (NCC) defined in [18]

### 9.2.31 Allocation and Retention Priority

This IE specifies the relative importance compared to other E-RABs for allocation and retention of the E-UTRAN Radio Access Bearer.



IE/Group Name	Presence	Range	IE type and reference	Semantics description
Priority Level	M		INTEGER (0..15)	<b>Desc.:</b> This IE should be understood as 'priority of allocation and retention' (see [12]). <b>Usage:</b> Value 15 means 'no priority'. Values between 1 and 14 are ordered in decreasing order of priority, i.e. 1 is the highest and 14 the lowest. Value 0 shall be treated as a logical error if received.
Pre-emption Capability	M		ENUMERATED (shall not trigger pre-emption, may trigger pre-emption)	<b>Desc.:</b> This IE indicates the pre-emption capability of the request on other E-RABs <b>Usage:</b> The E-RAB shall not pre-empt other E-RABs or, the E-RAB may pre-empt other E-RABs The Pre-emption Capability indicator applies to the allocation of resources for an E-RAB and as such it provides the trigger to the pre-emption procedures/processes of the eNB.
Pre-emption Vulnerability	M		ENUMERATED (not pre-emptable, pre-emptable)	<b>Desc.:</b> This IE indicates the vulnerability of the E-RAB to preemption of other E-RABs. <b>Usage:</b> The E-RAB shall not be pre-empted by other E-RABs or the E-RAB may be pre-empted by other RABs. Pre-emption Vulnerability indicator applies for the entire duration of the E-RAB, unless modified and as such indicates whether the E-RAB is a target of the pre-emption procedures/processes of the eNB

### 9.2.32 Time to Wait

This IE defines the minimum allowed waiting times.

IE/Group Name	Presence	Range	IE type and reference	Semantics description
Time to Wait	M		ENUMERATED (1s, 2s, 5s, 10s, 20s, 60s, ...)	

### 9.2.33 SRVCC Operation Possible

The IE indicates that both the UE and the MME are SRVCC-capable. E-UTRAN behaviour on reception of this is specified in [20].

IE/Group Name	Presence	Range	IE type and reference	Semantics description
SRVCC Operation Possible	M		ENUMERATED(Possible, ...)	

### 9.2.34 Hardware Load Indicator

The *Hardware Load Indicator* IE indicates the status of the Hardware Load experienced by the cell.

IE/Group Name	Presence	Range	IE type and reference	Semantics description
DL Hardware Load Indicator	M		9.2.36	
UL Hardware Load Indicator	M		9.2.36	

### 9.2.35 S1 TNL Load Indicator

The *S1 TNL Load Indicator* IE indicates the status of the S1 Transport Network Load experienced by the cell.

IE/Group Name	Presence	Range	IE type and reference	Semantics description
DL S1TNL Load Indicator	M		9.2.36	
UL S1TNL Load Indicator	M		9.2.36	

### 9.2.36 Load Indicator

The *Load Indicator* IE indicates the status of Load.

IE/Group Name	Presence	Range	IE type and reference	Semantics description
Load Indicator	M		ENUMERATED (LowLoad, MediumLoad, HighLoad, Overload, ...)	

### 9.2.37 Radio Resource Status

The *Radio Resource Status* IE indicates the usage of the PRBs in Downlink and Uplink [22], [23].

IE/Group Name	Presence	Range	IE type and reference	Semantics description
DL GBR PRB usage	M		INTEGER (0..100)	
UL GBR PRB usage	M		INTEGER (0..100)	
DL non-GBR PRB usage	M		INTEGER (0..100)	
UL non-GBR PRB usage	M		INTEGER (0..100)	
DL Total PRB usage	M		INTEGER (0..100)	
UL Total PRB usage	M		INTEGER (0..100)	

### 9.2.38 UE History Information

The *UE History Information* IE contains information about cells that a UE has been served by in active state prior to the target cell. The overall mechanism is described in [15].

NOTE: The definition of this IE is aligned with the definition of the *UE History Information* IE in [4].

IE/Group Name	Presence	Range	IE type and reference	Semantics description	Criticality	Assigned Criticality
<b>Last Visited Cell List</b>		<i>1 to maxnoofCells</i>		Most recent information is added to the top of this list	-	-
>Last Visited Cell Information	M		9.2.39		-	-

Range bound	Explanation
maxnoofCells	Maximum number of last visited cell information records that can be reported in the IE. Value is 16.

## 9.2.39 Last Visited Cell Information

The Last Visited Cell Information may contain E-UTRAN or UTRAN cell specific information.

IE/Group Name	Presence	Range	IE type and reference	Semantics description	Criticality	Assigned Criticality
<i>CHOICE Last Visted Cell Information</i>	M				-	-
> <i>E-UTRAN Cell</i>					-	-
>>Last Visited E-UTRAN Cell Information	M		9.2.40		-	-
> <i>UTRAN Cell</i>					-	-
>>Last Visited E-UTRAN Cell Information	M		OCTET STRING	Defined in [24]		
> <i>GERAN Cell</i>					-	-
>>Last Visited E-UTRAN Cell Information	M		9.2.41		-	-

## 9.2.40 Last Visited E-UTRAN Cell Information

The Last Visited E-UTRAN Cell Information contains information about a cell that is to be used for RRM purposes.

IE/Group Name	Presence	Range	IE type and reference	Semantics description	Criticality	Assigned Criticality
Global Cell ID	M		ECGI 9.2.14		-	-
Cell Type	M		9.2.42		-	-
Time UE stayed in Cell	M		INTEGER (0..4095)	The duration of the time the UE stayed in the cell in seconds. If the UE stays in a cell more than 4095s, this IE is set to 4095	-	-

## 9.2.41 Last Visited GERAN Cell Information

The Last Visited Cell Information for GERAN is currently undefined.

NOTE: If in later Releases this is defined, the choice type may be extended with the actual GERAN specific information.

IE/Group Name	Presence	Range	IE type and reference	Semantics description	Criticality	Assigned Criticality
CHOICE <i>Last Visited GERAN Cell Information</i>	M				-	-
>Undefined	M		NULL		-	-

## 9.2.42 Cell Type

The cell type provides the cell coverage area.

IE/Group Name	Presence	Range	IE type and reference	Semantics description	Criticality	Assigned Criticality
Cell Size	M		ENUMERATED (verysmall, small, medium, large, ...)		-	-

## 9.2.43 Number of Antenna Ports

The *Number of Antenna Ports* IE is used to indicate the number of cell specific antenna ports.

IE/Group Name	Presence	Range	IE Type and Reference	Semantics Description
Number of Antenna Ports			ENUMERATED (an1, an2, an4,...)	an1 = One antenna port an2 = Two antenna ports an4 = Four antenna ports

## 9.2.44 Composite Available Capacity Group

The *Composite Available Capacity Group* IE indicates the overall available resource level in the cell in Downlink and Uplink.

IE/Group Name	Presence	Range	IE type and reference	Semantics description	Criticality	Assigned Criticality
Composite Available Capacity Downlink	M		Composite Available Capacity 9.2.45	For the Downlink	-	-
Composite Available Capacity Uplink	M		Composite Available Capacity 9.2.45	For the Uplink	-	-

## 9.2.45 Composite Available Capacity

The *Composite Available Capacity* IE indicates the overall available resource level in the cell in either Downlink or Uplink.

IE/Group Name	Presence	Range	IE type and reference	Semantics description	Criticality	Assigned Criticality
Cell Capacity Class Value	O		9.2.46		-	-
Capacity Value	M		9.2.47	"0" indicates no resource is available, Measured on a linear scale.	-	-

## 9.2.46 Cell Capacity Class Value

The *Cell Capacity Class Value* IE indicates the the value that classifies the cell capacity with regards to the other cells. The *Cell Capacity Class Value* IE only indicates resources that are configured for traffic purposes.

IE/Group Name	Presence	Range	IE type and reference	Semantics description	Criticality	Assigned Criticality
Cell Capacity Class Value	M		INTEGER (1..100,...)	Value 1 shall indicate the minimum cell capacity, and 100 shall indicate the maximum cell capacity. There should be linear relation between cell capacity and Cell Capacity Class Value	-	-

## 9.2.47 Capacity Value

The *Capacity Value* IE indicates the amount of resources that are available relative to the total E-UTRAN resources. The *Capacity Value* IE can be weighted according to the ratio of cell capacity class values, if available.

IE/Group Name	Presence	Range	IE type and reference	Semantics description	Criticality	Assigned Criticality
Capacity Value	M		INTEGER (0..100)	Value 0 shall indicate no available capacity, and 100 shall indicate maximum available capacity . Capacity Value should be measured on a linear scale.	-	-

## 9.2.48 Mobility Parameters Information

The *Mobility Parameters Information* IE contains the change of the Handover Trigger as compared to its current value. The Handover Trigger corresponds to the threshold at which a cell initialises the handover preparation procedure towards a specific neighbour cell. Positive value of the change means the handover is proposed to take place later.

IE/Group Name	Presence	Range	IE type and reference	Semantics description
Handover Trigger Change	M		INTEGER (-20..20)	The actual value is IE value * 0.5 dB.

## 9.2.49 Mobility Parameters Modification Range

The *Mobility Parameters Modification Range* IE contains the range of *Handover Trigger Change* values permitted by the eNB<sub>2</sub> at the moment the MOBILITY CHANGE FAILURE message is sent.

IE/Group Name	Presence	Range	IE type and reference	Semantics description
Handover Trigger Change Lower Limit	M		INTEGER (-20..20)	The actual value is IE value * 0.5 dB.
Handover Trigger Change Upper Limit	M		INTEGER (-20..20)	The actual value is IE value * 0.5 dB.

## 9.2.50 PRACH Configuration

This IE indicates the PRACH resources used in neighbor cell.

IE/Group Name	Presence	Range	IE type and reference	Semantics description	Criticality	Assigned Criticality
RootSequenceIndex	M		INTEGER (0..837)	See section 5.7.2. in [10]	-	-
ZeroCorrelationZoneConfiguration	M		INTEGER (0..15)	See section 5.7.2. in [10]	-	-
HighSpeedFlag	M		BOOLEAN	TRUE corresponds to Restricted set and FALSE to Unrestricted set, see section 5.7.2 in [10]	-	-
PRACH-FrequencyOffset	M		INTEGER (0..94)	See section 5.7.1 of [10]	-	-
PRACH-ConfigurationIndex	O		INTEGER (0..63)	Mandatory for TDD, shall not be present for FDD. See section 5.7.1. in [10]	-	-

## 9.2.51 Subframe Allocation

The *Subframe Allocation* IE is used to indicate the subframes that are allocated for MBSFN within the radio frame allocation period as defined in [9].

IE/Group Name	Presence	Range	IE Type and Reference	Semantics Description
CHOICE <i>Subframe Allocation</i>	M			
> <i>Oneframe</i>	M		BITSTRING (SIZE(6))	
> <i>Fourframes</i>	M		BITSTRING (SIZE(24))	

## 9.3 Message and Information Element Abstract Syntax (with ASN.1)

### 9.3.1 General

Sub clause 9.3 presents the Abstract Syntax of the X2AP protocol with ASN.1. In case there is contradiction between the ASN.1 definition in this sub clause and the tabular format in sub clause 9.1 and 9.2, the ASN.1 shall take precedence, except for the definition of conditions for the presence of conditional elements, in which the tabular format shall take precedence.

The ASN.1 definition specifies the structure and content of X2AP messages. X2AP messages can contain any IEs specified in the object set definitions for that message without the order or number of occurrence being restricted by ASN.1. However, for this version of the standard, a sending entity shall construct a X2AP message according to the PDU definitions module and with the following additional rules (Note that in the following IE means an IE in the object set with an explicit id. If one IE needed to appear more than once in one object set, then the different occurrences have different IE ids):

- IEs shall be ordered (in an IE container) in the order they appear in object set definitions.
- Object set definitions specify how many times IEs may appear. An IE shall appear exactly once if the presence field in an object has value "mandatory". An IE may appear at most once if the presence field in an object has value "optional" or "conditional". If in a tabular format there is multiplicity specified for an IE (i.e. an IE list) then in the corresponding ASN.1 definition the list definition is separated into two parts. The first part defines an IE container list in which the list elements reside. The second part defines list elements. The IE container list appears as an IE of its own. For this version of the standard an IE container list may contain only one kind of list elements.

If a X2AP message that is not constructed as defined above is received, this shall be considered as Abstract Syntax Error, and the message shall be handled as defined for Abstract Syntax Error in clause 10.

### 9.3.2 Usage of Private Message Mechanism for Non-standard Use

The private message mechanism for non-standard use may be used:

- for special operator (and/or vendor) specific features considered not to be part of the basic functionality, i.e. the functionality required for a complete and high-quality specification in order to guarantee multivendor inter-operability.
- by vendors for research purposes, e.g. to implement and evaluate new algorithms/features before such features are proposed for standardisation.

The private message mechanism shall not be used for basic functionality. Such functionality shall be standardised.

### 9.3.3 Elementary Procedure Definitions

```
-- *****
--
-- Elementary Procedure definitions
--
-- *****
```

```
X2AP-PDU-Descriptions {  
itu-t (0) identified-organization (4) etsi (0) mobileDomain (0)  
eps-Access (21) modules (3) x2ap (2) version1 (1) x2ap-PDU-Descriptions (0) }
```

```
DEFINITIONS AUTOMATIC TAGS ::=
```

```
BEGIN
```

```
-- *****  
--  
-- IE parameter types from other modules.  
--  
-- *****
```

```
IMPORTS
```

```
    Criticality,  
    ProcedureCode  
FROM X2AP-CommonDataTypes
```

```
    CellActivationRequest,  
    CellActivationResponse,  
    CellActivationFailure,  
    ENBConfigurationUpdate,  
    ENBConfigurationUpdateAcknowledge,  
    ENBConfigurationUpdateFailure,  
    ErrorIndication,  
    HandoverCancel,  
    HandoverReport,  
    HandoverPreparationFailure,  
    HandoverRequest,  
    HandoverRequestAcknowledge,  
    LoadInformation,  
    PrivateMessage,  
    ResetRequest,  
    ResetResponse,  
    ResourceStatusFailure,  
    ResourceStatusRequest,  
    ResourceStatusResponse,  
    ResourceStatusUpdate,  
    RLFIndication,  
    SNStatusTransfer,  
    UEContextRelease,  
    X2SetupFailure, X2SetupRequest,  
    X2SetupResponse,  
    MobilityChangeRequest,  
    MobilityChangeAcknowledge,  
    MobilityChangeFailure
```

```
FROM X2AP-PDU-Contents
```

```
    id-cellActivation,
```



```

id-eNBConfigurationUpdate,
id-errorIndication,
id-handoverCancel,
id-handoverReport,
id-handoverPreparation,

id-loadIndication,
id-privateMessage,
id-reset,

id-resourceStatusReporting,
id-resourceStatusReportingInitiation,
id-rLFIndication,
id-snStatusTransfer,
id-uEContextRelease,
id-x2Setup,
id-mobilitySettingsChange

```

```
FROM X2AP-Constants;
```

```

-- *****
--
-- Interface Elementary Procedure Class
--
-- *****

```

```

X2AP-ELEMENTARY-PROCEDURE ::= CLASS {
    &InitiatingMessage      ,
    &SuccessfulOutcome      OPTIONAL,
    &UnsuccessfulOutcome    OPTIONAL,
    &procedureCode          ProcedureCode  UNIQUE,
    &criticality            Criticality    DEFAULT ignore
}

```

```

WITH SYNTAX {
    INITIATING MESSAGE      &InitiatingMessage
    [SUCCESSFUL OUTCOME    &SuccessfulOutcome]
    [UNSUCCESSFUL OUTCOME  &UnsuccessfulOutcome]
    PROCEDURE CODE         &procedureCode
    [CRITICALITY           &criticality]
}

```

```

-- *****
--
-- Interface PDU Definition
--
-- *****

```

```

X2AP-PDU ::= CHOICE {
    initiatingMessage      InitiatingMessage,
    successfulOutcome      SuccessfulOutcome,
    unsuccessfulOutcome    UnsuccessfulOutcome,
}

```

```

}
...
}
InitiatingMessage ::= SEQUENCE {
    procedureCode X2AP-ELEMENTARY-PROCEDURE.&procedureCode      ({X2AP-ELEMENTARY-PROCEDURES}),
    criticality   X2AP-ELEMENTARY-PROCEDURE.&criticality         ({X2AP-ELEMENTARY-PROCEDURES}@procedureCode),
    value        X2AP-ELEMENTARY-PROCEDURE.&InitiatingMessage   ({X2AP-ELEMENTARY-PROCEDURES}@procedureCode)
}

SuccessfulOutcome ::= SEQUENCE {
    procedureCode X2AP-ELEMENTARY-PROCEDURE.&procedureCode      ({X2AP-ELEMENTARY-PROCEDURES}),
    criticality   X2AP-ELEMENTARY-PROCEDURE.&criticality         ({X2AP-ELEMENTARY-PROCEDURES}@procedureCode),
    value        X2AP-ELEMENTARY-PROCEDURE.&SuccessfulOutcome   ({X2AP-ELEMENTARY-PROCEDURES}@procedureCode)
}

UnsuccessfulOutcome ::= SEQUENCE {
    procedureCode X2AP-ELEMENTARY-PROCEDURE.&procedureCode      ({X2AP-ELEMENTARY-PROCEDURES}),
    criticality   X2AP-ELEMENTARY-PROCEDURE.&criticality         ({X2AP-ELEMENTARY-PROCEDURES}@procedureCode),
    value        X2AP-ELEMENTARY-PROCEDURE.&UnsuccessfulOutcome ({X2AP-ELEMENTARY-PROCEDURES}@procedureCode)
}

-- *****
--
-- Interface Elementary Procedure List
--
-- *****

X2AP-ELEMENTARY-PROCEDURES X2AP-ELEMENTARY-PROCEDURE ::= {
    X2AP-ELEMENTARY-PROCEDURES-CLASS-1 |
    X2AP-ELEMENTARY-PROCEDURES-CLASS-2 ,
    ...
}

X2AP-ELEMENTARY-PROCEDURES-CLASS-1 X2AP-ELEMENTARY-PROCEDURE ::= {
    handoverPreparation |
    reset |
    x2Setup |
    resourceStatusReportingInitiation |
    eNBConfigurationUpdate |
    mobilitySettingsChange |
    cellActivation |
    ...
}

X2AP-ELEMENTARY-PROCEDURES-CLASS-2 X2AP-ELEMENTARY-PROCEDURE ::= {
    snStatusTransfer |
    ueContextRelease |
    handoverCancel |
    errorIndication |
    resourceStatusReporting |
    loadIndication |
    privateMessage |
    rLFIndication |
    handoverReport,
}

```

```
...
}

-- *****
--
-- Interface Elementary Procedures
--
-- *****

handoverPreparation X2AP-ELEMENTARY-PROCEDURE ::= {
    INITIATING MESSAGE      HandoverRequest
    SUCCESSFUL OUTCOME      HandoverRequestAcknowledge
    UNSUCCESSFUL OUTCOME    HandoverPreparationFailure
    PROCEDURE CODE          id-handoverPreparation
    CRITICALITY             reject
}

snStatusTransfer X2AP-ELEMENTARY-PROCEDURE ::= {
    INITIATING MESSAGE      SNStatusTransfer
    PROCEDURE CODE          id-snStatusTransfer
    CRITICALITY             ignore
}

ueContextRelease X2AP-ELEMENTARY-PROCEDURE ::= {
    INITIATING MESSAGE      UEContextRelease
    PROCEDURE CODE          id-ueContextRelease
    CRITICALITY             ignore
}

handoverCancel X2AP-ELEMENTARY-PROCEDURE ::= {
    INITIATING MESSAGE      HandoverCancel
    PROCEDURE CODE          id-handoverCancel
    CRITICALITY             ignore
}

handoverReport X2AP-ELEMENTARY-PROCEDURE ::= {
    INITIATING MESSAGE      HandoverReport
    PROCEDURE CODE          id-handoverReport
    CRITICALITY             ignore
}

errorIndication X2AP-ELEMENTARY-PROCEDURE ::= {
    INITIATING MESSAGE      ErrorIndication
    PROCEDURE CODE          id-errorIndication
    CRITICALITY             ignore
}

reset X2AP-ELEMENTARY-PROCEDURE ::= {
    INITIATING MESSAGE      ResetRequest
    SUCCESSFUL OUTCOME      ResetResponse
    PROCEDURE CODE          id-reset
}
```

```

    CRITICALITY          reject
}

x2Setup X2AP-ELEMENTARY-PROCEDURE ::= {
    INITIATING MESSAGE    X2SetupRequest
    SUCCESSFUL OUTCOME    X2SetupResponse
    UNSUCCESSFUL OUTCOME X2SetupFailure
    PROCEDURE CODE        id-x2Setup
    CRITICALITY           reject
}

loadIndication X2AP-ELEMENTARY-PROCEDURE ::= {
    INITIATING MESSAGE    LoadInformation
    PROCEDURE CODE        id-loadIndication
    CRITICALITY           ignore
}

enBConfigurationUpdate X2AP-ELEMENTARY-PROCEDURE ::= {
    INITIATING MESSAGE    ENBConfigurationUpdate
    SUCCESSFUL OUTCOME    ENBConfigurationUpdateAcknowledge
    UNSUCCESSFUL OUTCOME ENBConfigurationUpdateFailure
    PROCEDURE CODE        id-enBConfigurationUpdate
    CRITICALITY           reject
}

resourceStatusReportingInitiation X2AP-ELEMENTARY-PROCEDURE ::= {
    INITIATING MESSAGE    ResourceStatusRequest
    SUCCESSFUL OUTCOME    ResourceStatusResponse
    UNSUCCESSFUL OUTCOME ResourceStatusFailure
    PROCEDURE CODE        id-resourceStatusReportingInitiation
    CRITICALITY           reject
}

resourceStatusReporting X2AP-ELEMENTARY-PROCEDURE ::= {
    INITIATING MESSAGE    ResourceStatusUpdate
    PROCEDURE CODE        id-resourceStatusReporting
    CRITICALITY           ignore
}

rLFIndication X2AP-ELEMENTARY-PROCEDURE ::= {
    INITIATING MESSAGE    RLFIndication
    PROCEDURE CODE        id-rLFIndication
    CRITICALITY           ignore
}

privateMessage X2AP-ELEMENTARY-PROCEDURE ::= {
    INITIATING MESSAGE    PrivateMessage
    PROCEDURE CODE        id-privateMessage
    CRITICALITY           ignore
}

mobilitySettingsChange X2AP-ELEMENTARY-PROCEDURE ::= {
    INITIATING MESSAGE    MobilityChangeRequest

```

```

    SUCCESSFUL OUTCOME      MobilityChangeAcknowledge
    UNSUCCESSFUL OUTCOME    MobilityChangeFailure
    PROCEDURE CODE          id-mobilitySettingsChange
    CRITICALITY              reject
}

cellActivation X2AP-ELEMENTARY-PROCEDURE ::= {
    INITIATING MESSAGE      CellActivationRequest
    SUCCESSFUL OUTCOME      CellActivationResponse
    UNSUCCESSFUL OUTCOME    CellActivationFailure
    PROCEDURE CODE          id-cellActivation
    CRITICALITY              reject
}

END

```

## 9.3.4 PDU Definitions

```

-- *****
--
-- PDU definitions for X2AP.
--
-- *****

X2AP-PDU-Contents {
itu-t (0) identified-organization (4) etsi (0) mobileDomain (0)
eps-Access (21) modules (3) x2ap (2) version1 (1) x2ap-PDU-Contents (1) }

DEFINITIONS AUTOMATIC TAGS ::=

BEGIN

-- *****
--
-- IE parameter types from other modules.
--
-- *****

IMPORTS

    AS-SecurityInformation,
    Cause,
    CompositeAvailableCapacityGroup,
    COUNTvalue,
    CriticalityDiagnostics,
    CRNTI,
    DeactivationIndication,
    DL-Forwarding,
    ECGI,
    E-RAB-ID,
    E-RAB-Level-QoS-Parameters,
    E-RAB-List,

```

EUTRANTraceID,  
GlobalENB-ID,  
GTPtunnelEndpoint,  
GUGroupIDList,  
GUMMEI,  
HandoverReportType,  
HandoverRestrictionList,  
LocationReportingInformation,  
Neighbour-Information,  
PCI,  
PDCP-SN,  
PLMN-Identity,  
ReceiveStatusofULPDCPSDUs,  
Registration-Request,  
RelativeNarrowbandTxPower,  
RadioResourceStatus,  
UE-RLF-Report-Container,  
RRC-Context,  
ServedCell-Information,  
ServedCells,  
ShortMAC-I,  
SRVCCOperationPossible,  
SubscriberProfileIDforRFP,  
TargeteNBtoSource-eNBTransparentContainer,  
TimeToWait,  
TraceActivation,  
TraceDepth,  
  
TransportLayerAddress,  
UEAggregateMaximumBitRate,  
UE-HistoryInformation,  
UE-S1AP-ID,  
UESecurityCapabilities,  
UE-X2AP-ID,  
UL-HighInterferenceIndicationInfo,  
UL-InterferenceOverloadIndication,  
HWLoadIndicator,  
S1TNLLoadIndicator,  
Measurement-ID,  
ReportCharacteristics,  
MobilityParametersInformation,  
MobilityParametersModificationRange

FROM X2AP-IEs

PrivateIE-Container{},  
ProtocolExtensionContainer{},  
ProtocolIE-Container{},  
ProtocolIE-ContainerList{},  
ProtocolIE-ContainerPair{},  
ProtocolIE-ContainerPairList{}

```
ProtocolIE-Single-Container{} ,
X2AP-PRIVATE-IES,
X2AP-PROTOCOL-EXTENSION,
X2AP-PROTOCOL-IES,
X2AP-PROTOCOL-IES-PAIR
FROM X2AP-Containers
```

```
id-ActivatedCellList,
id-Cause,
id-CellInformation,
id-CellInformation-Item,
id-CellMeasurementResult,
id-CellMeasurementResult-Item,
id-CellToReport,
id-CellToReport-Item,
id-CompositeAvailableCapacityGroup,
id-CriticalityDiagnostics,
id-DeactivationIndication,
id-E-RABs-Admitted-Item,
id-E-RABs-Admitted-List,
id-E-RABs-NotAdmitted-List,
id-E-RABs-SubjectToStatusTransfer-List,
id-E-RABs-SubjectToStatusTransfer-Item,
id-E-RABs-ToBeSetup-Item,
id-GlobalENB-ID,
id-GUGroupIDList,
id-GUGroupIDToAddList,
id-GUGroupIDToDeleteList,
id-GUMMEI-ID,
id-New-eNB-UE-X2AP-ID,
id-Old-eNB-UE-X2AP-ID,
id-Registration-Request,
id-ReportingPeriodicity,
id-ServedCells,
id-ServedCellsToActivate,
id-ServedCellsToAdd,
id-ServedCellsToModify,
id-ServedCellsToDelete,
id-SRVCCOperationPossible,
id-TargetCell-ID,
id-TargeteNBtoSource-eNBTransparentContainer,
id-TimeToWait,
id-TraceActivation,
id-UE-ContextInformation,
id-UE-HistoryInformation,
id-UE-X2AP-ID,
id-Measurement-ID,
id-ReportCharacteristics,
id-ENB1-Measurement-ID,
id-ENB2-Measurement-ID,
id-ENB1-Cell-ID,
id-ENB2-Cell-ID,
id-ENB2-Proposed-Mobility-Parameters,
```

```

id-ENB1-Mobility-Parameters,
id-ENB2-Mobility-Parameters-Modification-Range,
id-FailureCellPCI,
id-Re-establishmentCellECGI,
id-FailureCellCRNTI,
id-ShortMAC-I,
id-SourceCellECGI,
id-FailureCellECGI,
id-HandoverReportType,
id-UE-RLF-Report-Container,

maxCelllineNB,
maxnoofBearers,
maxnoofPDCP-SN

FROM X2AP-Constants;

-- *****
--
-- HANDOVER REQUEST
--
-- *****

HandoverRequest ::= SEQUENCE {
    protocolIEs                ProtocolIE-Container    {{HandoverRequest-IEs}},
    ...
}

HandoverRequest-IEs X2AP-PROTOCOL-IES ::= {
    { ID id-Old-eNB-UE-X2AP-ID          CRITICALITY reject TYPE UE-X2AP-ID          PRESENCE mandatory } |
    { ID id-Cause                        CRITICALITY ignore TYPE Cause          PRESENCE mandatory } |
    { ID id-TargetCell-ID                CRITICALITY reject TYPE ECGI          PRESENCE mandatory } |
    { ID id-GUMMEI-ID                    CRITICALITY reject TYPE GUMMEI        PRESENCE mandatory } |
    { ID id-UE-ContextInformation        CRITICALITY reject TYPE UE-ContextInformation PRESENCE mandatory } |
    { ID id-UE-HistoryInformation        CRITICALITY ignore TYPE UE-HistoryInformation PRESENCE mandatory } |
    { ID id-TraceActivation               CRITICALITY ignore TYPE TraceActivation  PRESENCE optional } |
    { ID id-SRVCCOperationPossible       CRITICALITY ignore TYPE SRVCCOperationPossible PRESENCE optional },
    ...
}

UE-ContextInformation ::= SEQUENCE {
    mME-UE-S1AP-ID                UE-S1AP-ID,
    uESecurityCapabilities         UESecurityCapabilities,
    aS-SecurityInformation         AS-SecurityInformation,
    uAggregateMaximumBitRate       UEAggregateMaximumBitRate,
    subscriberProfileIDforRFP      SubscriberProfileIDforRFP    OPTIONAL,
    e-RABs-ToBeSetup-List          E-RABs-ToBeSetup-List,
    rRC-Context                    RRC-Context,
    handoverRestrictionList        HandoverRestrictionList    OPTIONAL,
    locationReportingInformation    LocationReportingInformation OPTIONAL,
    iE-Extensions                  ProtocolExtensionContainer { {UE-ContextInformation-ExtIEs} } OPTIONAL,
    ...
}

```



```

UE-ContextInformation-ExtIEs X2AP-PROTOCOL-EXTENSION ::= {
  ...
}

E-RABs-ToBeSetup-List ::= SEQUENCE (SIZE(1..maxnoofBearers)) OF ProtocolIE-Single-Container { {E-RABs-ToBeSetup-ItemIEs} }

E-RABs-ToBeSetup-ItemIEs X2AP-PROTOCOL-IES ::= {
  { ID id-E-RABs-ToBeSetup-Item CRITICALITY ignore TYPE E-RABs-ToBeSetup-Item PRESENCE mandatory },
  ...
}

E-RABs-ToBeSetup-Item ::= SEQUENCE {
  e-RAB-ID E-RAB-ID,
  e-RAB-Level-QoS-Parameters E-RAB-Level-QoS-Parameters,
  dL-Forwarding DL-Forwarding OPTIONAL,
  uL-GTPTunnelEndpoint GTPtunnelEndpoint,
  iE-Extensions ProtocolExtensionContainer { {E-RABs-ToBeSetup-ItemExtIEs} } OPTIONAL,
  ...
}

E-RABs-ToBeSetup-ItemExtIEs X2AP-PROTOCOL-EXTENSION ::= {
  ...
}

-- *****
--
-- HANDOVER REQUEST ACKNOWLEDGE
--
-- *****

HandoverRequestAcknowledge ::= SEQUENCE {
  protocolIEs ProtocolIE-Container {{HandoverRequestAcknowledge-IEs}},
  ...
}

HandoverRequestAcknowledge-IEs X2AP-PROTOCOL-IES ::= {
  { ID id-Old-eNB-UE-X2AP-ID CRITICALITY ignore TYPE UE-X2AP-ID PRESENCE mandatory } |
  { ID id-New-eNB-UE-X2AP-ID CRITICALITY ignore TYPE UE-X2AP-ID PRESENCE mandatory } |
  { ID id-E-RABs-Admitted-List CRITICALITY ignore TYPE E-RABs-Admitted-List PRESENCE mandatory } |
  { ID id-E-RABs-NotAdmitted-List CRITICALITY ignore TYPE E-RAB-List PRESENCE optional } |
  { ID id-TargeteNBtoSource-eNBTransparentContainer CRITICALITY ignore TYPE TargeteNBtoSource-eNBTransparentContainer PRESENCE mandatory } |
  { ID id-CriticalityDiagnostics CRITICALITY ignore TYPE CriticalityDiagnostics PRESENCE optional },
  ...
}

E-RABs-Admitted-List ::= SEQUENCE (SIZE (1..maxnoofBearers)) OF ProtocolIE-Single-Container { {E-RABs-Admitted-ItemIEs} }

E-RABs-Admitted-ItemIEs X2AP-PROTOCOL-IES ::= {
  { ID id-E-RABs-Admitted-Item CRITICALITY ignore TYPE E-RABs-Admitted-Item PRESENCE mandatory }
}

```

```

E-RABs-Admitted-Item ::= SEQUENCE {
    e-RAB-ID                E-RAB-ID,
    uL-GTP-TunnelEndpoint   GTPtunnelEndpoint        OPTIONAL,
    dL-GTP-TunnelEndpoint   GTPtunnelEndpoint        OPTIONAL,
    iE-Extensions           ProtocolExtensionContainer { {E-RABs-Admitted-Item-ExtIEs} } OPTIONAL,
    ...
}

E-RABs-Admitted-Item-ExtIEs X2AP-PROTOCOL-EXTENSION ::= {
    ...
}

-- *****
--
-- HANDOVER PREPARATION FAILURE
--
-- *****

HandoverPreparationFailure ::= SEQUENCE {
    protocolIEs                ProtocolIE-Container    {{HandoverPreparationFailure-IEs}},
    ...
}

HandoverPreparationFailure-IEs X2AP-PROTOCOL-IES ::= {
    { ID id-Old-eNB-UE-X2AP-ID          CRITICALITY ignore TYPE UE-X2AP-ID          PRESENCE mandatory} |
    { ID id-Cause                        CRITICALITY ignore TYPE Cause                PRESENCE mandatory} |
    { ID id-CriticalityDiagnostics       CRITICALITY ignore TYPE CriticalityDiagnostics PRESENCE optional },
    ...
}

-- *****
--
-- Handover Report
--
-- *****

HandoverReport ::= SEQUENCE {
    protocolIEs                ProtocolIE-Container    {{HandoverReport-IEs}},
    ...
}

HandoverReport-IEs X2AP-PROTOCOL-IES ::= {
    { ID id-HandoverReportType          CRITICALITY ignore TYPE HandoverReportType PRESENCE mandatory} |
    { ID id-Cause                        CRITICALITY ignore TYPE Cause                PRESENCE mandatory} |
    { ID id-SourceCelleCGI              CRITICALITY ignore TYPE ECGI                  PRESENCE mandatory} |
    { ID id-FailureCelleCGI            CRITICALITY ignore TYPE ECGI                  PRESENCE mandatory} |
    { ID id-Re-establishmentCelleCGI    CRITICALITY ignore TYPE ECGI                  PRESENCE conditional} -- The IE shall be present if the
Handover Report Type IE is set to 'HO to Wrong Cell' -- ,
    ...
}

```

```

-- *****
--
-- SN Status Transfer
--
-- *****

SNStatusTransfer ::= SEQUENCE {
    protocolIEs          ProtocolIE-Container    {{SNStatusTransfer-IEs}},
    ...
}

SNStatusTransfer-IEs X2AP-PROTOCOL-IES ::= {
    { ID id-Old-eNB-UE-X2AP-ID          CRITICALITY reject  TYPE UE-X2AP-ID          PRESENCE mandatory} |
    { ID id-New-eNB-UE-X2AP-ID          CRITICALITY reject  TYPE UE-X2AP-ID          PRESENCE mandatory} |
    { ID id-E-RABs-SubjectToStatusTransfer-List CRITICALITY ignore TYPE E-RABs-SubjectToStatusTransfer-List PRESENCE mandatory} ,
    ...
}

E-RABs-SubjectToStatusTransfer-List ::= SEQUENCE (SIZE (1..maxnoofBearers)) OF ProtocolIE-Single-Container { { E-RABs-SubjectToStatusTransfer-ItemIEs} }

E-RABs-SubjectToStatusTransfer-ItemIEs X2AP-PROTOCOL-IES ::= {
    { ID id-E-RABs-SubjectToStatusTransfer-Item CRITICALITY ignore TYPE E-RABs-SubjectToStatusTransfer-Item PRESENCE mandatory }
}

E-RABs-SubjectToStatusTransfer-Item ::= SEQUENCE {
    e-RAB-ID                E-RAB-ID,

    receiveStatusofULPDCPSDUs    ReceiveStatusofULPDCPSDUs    OPTIONAL,
    uL-COUNTvalue                COUNTvalue,
    dL-COUNTvalue                COUNTvalue,
    iE-Extensions                ProtocolExtensionContainer { {E-RABs-SubjectToStatusTransfer-ItemExtIEs} } OPTIONAL,
    ...
}

E-RABs-SubjectToStatusTransfer-ItemExtIEs X2AP-PROTOCOL-EXTENSION ::= {
    ...
}

-- *****
--
-- UE Context Release
--
-- *****

UEContextRelease ::= SEQUENCE {
    protocolIEs          ProtocolIE-Container    {{UEContextRelease-IEs}},
    ...
}

```

```

UEContextRelease-IEs X2AP-PROTOCOL-IES ::= {
  { ID id-Old-eNB-UE-X2AP-ID          CRITICALITY reject  TYPE UE-X2AP-ID          PRESENCE mandatory} |
  { ID id-New-eNB-UE-X2AP-ID          CRITICALITY reject  TYPE UE-X2AP-ID          PRESENCE mandatory} ,
  ...
}

-- *****
--
-- HANDOVER CANCEL
--
-- *****

HandoverCancel ::= SEQUENCE {
  protocolIEs          ProtocolIE-Container    {{HandoverCancel-IEs}},
  ...
}

HandoverCancel-IEs X2AP-PROTOCOL-IES ::= {
  { ID id-Old-eNB-UE-X2AP-ID          CRITICALITY reject  TYPE UE-X2AP-ID          PRESENCE mandatory} |
  { ID id-New-eNB-UE-X2AP-ID          CRITICALITY ignore  TYPE UE-X2AP-ID          PRESENCE optional} |
  { ID id-Cause                       CRITICALITY ignore  TYPE Cause                PRESENCE mandatory} ,
  ...
}

-- *****
--
-- ERROR INDICATION
--
-- *****

ErrorIndication ::= SEQUENCE {
  protocolIEs          ProtocolIE-Container    {{ErrorIndication-IEs}},
  ...
}

ErrorIndication-IEs X2AP-PROTOCOL-IES ::= {
  { ID id-Old-eNB-UE-X2AP-ID          CRITICALITY ignore  TYPE UE-X2AP-ID          PRESENCE optional} |
  { ID id-New-eNB-UE-X2AP-ID          CRITICALITY ignore  TYPE UE-X2AP-ID          PRESENCE optional} |
  { ID id-Cause                       CRITICALITY ignore  TYPE Cause                PRESENCE optional} |
  { ID id-CriticalityDiagnostics       CRITICALITY ignore  TYPE CriticalityDiagnostics PRESENCE optional} ,
  ...
}

-- *****
--
-- Reset Request
--
-- *****

ResetRequest ::= SEQUENCE {
  protocolIEs          ProtocolIE-Container    {{ResetRequest-IEs}},
  ...
}

```

```

ResetRequest-IEs X2AP-PROTOCOL-IES ::= {
  { ID id-Cause          CRITICALITY ignore  TYPE Cause          PRESENCE mandatory },
  ...
}

-- *****
--
-- Reset Response
--
-- *****

ResetResponse ::= SEQUENCE {
  protocolIEs          ProtocolIE-Container  {{ResetResponse-IEs}},
  ...
}

ResetResponse-IEs X2AP-PROTOCOL-IES ::= {
  { ID id-CriticalityDiagnostics CRITICALITY ignore  TYPE CriticalityDiagnostics PRESENCE optional },
  ...
}

-- *****
--
-- X2 SETUP REQUEST
--
-- *****

X2SetupRequest ::= SEQUENCE {
  protocolIEs          ProtocolIE-Container  {{X2SetupRequest-IEs}},
  ...
}

X2SetupRequest-IEs X2AP-PROTOCOL-IES ::= {
  { ID id-GlobalENB-ID          CRITICALITY reject  TYPE GlobalENB-ID          PRESENCE mandatory} |
  { ID id-ServedCells           CRITICALITY reject  TYPE ServedCells           PRESENCE mandatory} |
  { ID id-GUGroupIDList         CRITICALITY reject  TYPE GUGroupIDList         PRESENCE optional},
  ...
}

-- *****
--
-- X2 SETUP RESPONSE
--
-- *****

X2SetupResponse ::= SEQUENCE {
  protocolIEs          ProtocolIE-Container  {{X2SetupResponse-IEs}},
  ...
}

X2SetupResponse-IEs X2AP-PROTOCOL-IES ::= {

```

```

    { ID id-GlobalENB-ID          CRITICALITY reject TYPE GlobalENB-ID          PRESENCE mandatory} |
    { ID id-ServedCells           CRITICALITY reject TYPE ServedCells           PRESENCE mandatory} |
    { ID id-GUGroupIDList         CRITICALITY reject TYPE GUGroupIDList         PRESENCE optional} |
    { ID id-CriticalityDiagnostics CRITICALITY ignore TYPE CriticalityDiagnostics PRESENCE optional },
    ...
}

-- *****
--
-- X2 SETUP FAILURE
--
-- *****

X2SetupFailure ::= SEQUENCE {
    protocolIEs          ProtocolIE-Container    {{X2SetupFailure-IEs}},
    ...
}

X2SetupFailure-IEs X2AP-PROTOCOL-IES ::= {
    { ID id-Cause          CRITICALITY ignore      TYPE Cause          PRESENCE mandatory} |
    { ID id-TimeToWait     CRITICALITY ignore      TYPE TimeToWait     PRESENCE optional} |
    { ID id-CriticalityDiagnostics CRITICALITY ignore      TYPE CriticalityDiagnostics PRESENCE optional },
    ...
}

-- *****
--
-- LOAD INFORMATION
--
-- *****

LoadInformation ::= SEQUENCE {
    protocolIEs          ProtocolIE-Container    {{LoadInformation-IEs}},
    ...
}

LoadInformation-IEs X2AP-PROTOCOL-IES ::= {
    { ID id-CellInformation CRITICALITY ignore TYPE CellInformation-List PRESENCE mandatory} ,
    ...
}

CellInformation-List ::= SEQUENCE (SIZE (1..maxCellineNB)) OF ProtocolIE-Single-Container { {CellInformation-ItemIEs} }

CellInformation-ItemIEs X2AP-PROTOCOL-IES ::= {
    { ID id-CellInformation-Item CRITICALITY ignore TYPE CellInformation-Item PRESENCE mandatory }
}

CellInformation-Item ::= SEQUENCE {
    cell-ID              ECGI,

```

```

    ul-InterferenceOverloadIndication      UL-InterferenceOverloadIndication      OPTIONAL,
    ul-HighInterferenceIndicationInfo      UL-HighInterferenceIndicationInfo      OPTIONAL,
    relativeNarrowbandTxPower              RelativeNarrowbandTxPower               OPTIONAL,
    iE-Extensions                           ProtocolExtensionContainer { {CellInformation-Item-ExtIEs} } OPTIONAL,
    ...
}

CellInformation-Item-ExtIEs X2AP-PROTOCOL-EXTENSION ::= {
    ...
}

-- *****
--
-- ENB CONFIGURATION UPDATE
--
-- *****

ENBConfigurationUpdate ::= SEQUENCE {
    protocolIEs          ProtocolIE-Container          {{ENBConfigurationUpdate-IEs}},
    ...
}

ENBConfigurationUpdate-IEs X2AP-PROTOCOL-IES ::= {
    { ID id-ServedCellsToAdd          CRITICALITY reject  TYPE ServedCells          PRESENCE optional} |
    { ID id-ServedCellsToModify       CRITICALITY reject  TYPE ServedCellsToModify   PRESENCE optional} |
    { ID id-ServedCellsToDelete       CRITICALITY reject  TYPE Old-ECGIs            PRESENCE optional} |
    { ID id-GUGroupIDToAddList        CRITICALITY reject  TYPE GUGroupIDList        PRESENCE optional} |
    { ID id-GUGroupIDToDeleteList     CRITICALITY reject  TYPE GUGroupIDList        PRESENCE optional},
    ...
}

ServedCellsToModify ::= SEQUENCE (SIZE (1..maxCelllineNB)) OF ServedCellsToModify-Item

ServedCellsToModify-Item ::= SEQUENCE {
    old-ecgi          ECGI,
    servedCellInfo    ServedCell-Information,
    neighbour-Info    Neighbour-Information          OPTIONAL,
    iE-Extensions     ProtocolExtensionContainer { { ServedCellsToModify-Item-ExtIEs} } OPTIONAL,
    ...
}

ServedCellsToModify-Item-ExtIEs X2AP-PROTOCOL-EXTENSION ::= {
    { ID id-DeactivationIndication     CRITICALITY ignore  EXTENSION DeactivationIndication          PRESENCE optional },
    ...
}

Old-ECGIs ::= SEQUENCE (SIZE (1..maxCelllineNB)) OF ECGI

-- *****
--
-- ENB CONFIGURATION UPDATE ACKNOWLEDGE
--
-- *****

```

```

ENBConfigurationUpdateAcknowledge ::= SEQUENCE {
    protocolIEs          ProtocolIE-Container    {{ENBConfigurationUpdateAcknowledge-IEs}},
    ...
}

ENBConfigurationUpdateAcknowledge-IEs X2AP-PROTOCOL-IES ::= {
    { ID id-CriticalityDiagnostics          CRITICALITY ignore TYPE CriticalityDiagnostics          PRESENCE optional          },
    ...
}

-- *****
--
-- ENB CONFIGURATION UPDATE FAIURE
--
-- *****

ENBConfigurationUpdateFailure ::= SEQUENCE {
    protocolIEs          ProtocolIE-Container    {{ENBConfigurationUpdateFailure-IEs}},
    ...
}

ENBConfigurationUpdateFailure-IEs X2AP-PROTOCOL-IES ::= {
    { ID id-Cause                          CRITICALITY ignore TYPE Cause                          PRESENCE mandatory        }|
    { ID id-TimeToWait                      CRITICALITY ignore TYPE TimeToWait                      PRESENCE optional         }|
    { ID id-CriticalityDiagnostics          CRITICALITY ignore TYPE CriticalityDiagnostics          PRESENCE optional        },
    ...
}

-- *****
--
-- Resource Status Request
--
-- *****

ResourceStatusRequest ::= SEQUENCE {
    protocolIEs          ProtocolIE-Container    {{ResourceStatusRequest-IEs}},
    ...
}

ResourceStatusRequest-IEs X2AP-PROTOCOL-IES ::= {
    { ID id-ENB1-Measurement-ID             CRITICALITY reject TYPE Measurement-ID             PRESENCE mandatory        }|
    { ID id-ENB2-Measurement-ID             CRITICALITY ignore TYPE Measurement-ID             PRESENCE conditional     }|-- The IE shall be present if the
Registration Request IE is set to 'Stop'--
    { ID id-Registration-Request            CRITICALITY reject TYPE Registration-Request            PRESENCE mandatory        }|
    { ID id-ReportCharacteristics           CRITICALITY reject TYPE ReportCharacteristics           PRESENCE optional        }|
    { ID id-CellToReport                    CRITICALITY ignore TYPE CellToReport-List                    PRESENCE mandatory        }|
    { ID id-ReportingPeriodicity            CRITICALITY ignore TYPE ReportingPeriodicity            PRESENCE optional        },
    ...
}

```



```

CellToReport-List ::= SEQUENCE (SIZE (1..maxCellineNB)) OF ProtocolIE-Single-Container { {CellToReport-ItemIEs} }

CellToReport-ItemIEs X2AP-PROTOCOL-IES ::= {
  { ID id-CellToReport-Item CRITICALITY ignore TYPE CellToReport-Item PRESENCE mandatory }
}

CellToReport-Item ::= SEQUENCE {
  cell-ID ECGI,
  iE-Extensions ProtocolExtensionContainer { {CellToReport-Item-ExtIEs} } OPTIONAL,
  ...
}

CellToReport-Item-ExtIEs X2AP-PROTOCOL-EXTENSION ::= {
  ...
}

ReportingPeriodicity ::= ENUMERATED {
  one-thousand-ms,
  two-thousand-ms,
  five-thousand-ms,
  ten-thousand-ms,
  ...
}

-- *****
--
-- Resource Status Response
--
-- *****

ResourceStatusResponse ::= SEQUENCE {
  protocolIEs ProtocolIE-Container {{ResourceStatusResponse-IEs}},
  ...
}

ResourceStatusResponse-IEs X2AP-PROTOCOL-IES ::= {
  { ID id-ENB1-Measurement-ID CRITICALITY reject TYPE Measurement-ID PRESENCE mandatory}|
  { ID id-ENB2-Measurement-ID CRITICALITY reject TYPE Measurement-ID PRESENCE mandatory}|
  { ID id-CriticalityDiagnostics CRITICALITY ignore TYPE CriticalityDiagnostics PRESENCE optional },
  ...
}

-- *****
--
-- Resource Status Failure
--
-- *****

ResourceStatusFailure ::= SEQUENCE {
  protocolIEs ProtocolIE-Container {{ResourceStatusFailure-IEs}},
  ...
}

```

```

}

ResourceStatusFailure-IEs X2AP-PROTOCOL-IES ::= {
  { ID id-ENB1-Measurement-ID      CRITICALITY reject  TYPE Measurement-ID      PRESENCE mandatory}|
  { ID id-ENB2-Measurement-ID      CRITICALITY reject  TYPE Measurement-ID      PRESENCE mandatory}|
  { ID id-Cause                    CRITICALITY ignore  TYPE Cause                PRESENCE mandatory} |
  { ID id-CriticalityDiagnostics    CRITICALITY ignore  TYPE CriticalityDiagnostics PRESENCE optional },
  ...
}

-- *****
--
-- Resource Status Update
--
-- *****

ResourceStatusUpdate ::= SEQUENCE {
  protocolIEs          ProtocolIE-Container      {{ResourceStatusUpdate-IEs}},
  ...
}

ResourceStatusUpdate-IEs X2AP-PROTOCOL-IES ::= {
  { ID id-ENB1-Measurement-ID      CRITICALITY reject  TYPE Measurement-ID      PRESENCE mandatory}|
  { ID id-ENB2-Measurement-ID      CRITICALITY reject  TYPE Measurement-ID      PRESENCE mandatory}|
  { ID id-CellMeasurementResult    CRITICALITY ignore  TYPE CellMeasurementResult-List  PRESENCE mandatory},
  ...
}

CellMeasurementResult-List ::= SEQUENCE (SIZE (1..maxCelllineNB)) OF ProtocolIE-Single-Container { {CellMeasurementResult-ItemIEs} }

CellMeasurementResult-ItemIEs X2AP-PROTOCOL-IES ::= {
  { ID id-CellMeasurementResult-Item CRITICALITY ignore  TYPE CellMeasurementResult-Item  PRESENCE mandatory }
}

CellMeasurementResult-Item ::= SEQUENCE {
  cell-ID              ECGI,
  hWOverLoadIndicator  HWLoadIndicator          OPTIONAL,
  s1TNLOverLoadIndicator S1TNLLoadIndicator      OPTIONAL,
  radioResourceStatus  RadioResourceStatus        OPTIONAL,
  iE-Extensions        ProtocolExtensionContainer { {CellMeasurementResult-Item-ExtIEs} } OPTIONAL,
  ...
}

CellMeasurementResult-Item-ExtIEs X2AP-PROTOCOL-EXTENSION ::= {
  { ID id-CompositeAvailableCapacityGroup CRITICALITY ignore  EXTENSION CompositeAvailableCapacityGroup  PRESENCE optional },
  ...
}

-- *****
--
-- PRIVATE MESSAGE
--

```

```

-- *****
PrivateMessage ::= SEQUENCE {
    privateIEs      PrivateIE-Container  {{PrivateMessage-IEs}},
    ...
}

PrivateMessage-IEs X2AP-PRIVATE-IES ::= {
    ...
}

-- *****
--
-- MOBILITY CHANGE REQUEST
--
-- *****

MobilityChangeRequest ::= SEQUENCE {
    protocolIEs      ProtocolIE-Container  {{MobilityChangeRequest-IEs}},
    ...
}

MobilityChangeRequest-IEs X2AP-PROTOCOL-IES ::= {
    { ID id-ENB1-Cell-ID          CRITICALITY reject  TYPE ECGI                PRESENCE
mandatory }|
    { ID id-ENB2-Cell-ID          CRITICALITY reject  TYPE ECGI                PRESENCE
mandatory }|
    { ID id-ENB1-Mobility-Parameters  CRITICALITY ignore  TYPE MobilityParametersInformation  PRESENCE optional
    }|
    { ID id-ENB2-Proposed-Mobility-Parameters  CRITICALITY reject  TYPE MobilityParametersInformation  PRESENCE mandatory
    }|
    { ID id-Cause                  CRITICALITY reject  TYPE Cause                    PRESENCE
mandatory },
    ...
}

-- *****
--
-- MOBILITY CHANGE ACKNOWLEDGE
--
-- *****

MobilityChangeAcknowledge ::= SEQUENCE {
    protocolIEs      ProtocolIE-Container  {{MobilityChangeAcknowledge-IEs}},
    ...
}

MobilityChangeAcknowledge-IEs X2AP-PROTOCOL-IES ::= {
    { ID id-ENB1-Cell-ID          CRITICALITY reject  TYPE ECGI                PRESENCE mandatory }|
    { ID id-ENB2-Cell-ID          CRITICALITY reject  TYPE ECGI                PRESENCE mandatory }|
    { ID id-CriticalityDiagnostics  CRITICALITY ignore  TYPE CriticalityDiagnostics  PRESENCE optional },
    ...
}

```

```

-- *****
--
-- MOBILITY CHANGE FAILURE
--
-- *****

MobilityChangeFailure ::= SEQUENCE {
    protocolIEs          ProtocolIE-Container    {{MobilityChangeFailure-IEs}},
    ...
}

MobilityChangeFailure-IEs X2AP-PROTOCOL-IES ::= {
    { ID id-ENB1-Cell-ID          CRITICALITY ignore TYPE ECGI          PRESENCE
mandatory }|
    { ID id-ENB2-Cell-ID          CRITICALITY ignore TYPE ECGI          PRESENCE
mandatory }|
    { ID id-Cause                  CRITICALITY ignore TYPE Cause
    PRESENCE mandatory }|
    { ID id-ENB2-Mobility-Parameters-Modification-Range CRITICALITY ignore TYPE MobilityParametersModificationRange PRESENCE
optional }|
    { ID id-CriticalityDiagnostics CRITICALITY ignore TYPE CriticalityDiagnostics
    PRESENCE optional },
    ...
}

-- *****
--
-- Radio Link Failure Indication
--
-- *****

RLFIndication ::= SEQUENCE {
    protocolIEs          ProtocolIE-Container    {{RLFIndication-IEs}},
    ...
}

RLFIndication-IEs X2AP-PROTOCOL-IES ::= {
    { ID id-FailureCellPCI          CRITICALITY ignore TYPE PCI          PRESENCE mandatory}|
    { ID id-Re-establishmentCelleCGI CRITICALITY ignore TYPE ECGI          PRESENCE mandatory}|
    { ID id-FailureCellCRNTI        CRITICALITY ignore TYPE CRNTI          PRESENCE mandatory}|
    { ID id-ShortMAC-I              CRITICALITY ignore TYPE ShortMAC-I      PRESENCE optional}|
    { ID id-UE-RLF-Report-Container CRITICALITY ignore TYPE UE-RLF-Report-Container PRESENCE optional},
    ...
}

-- *****
--
-- Cell Activation Request
--
-- *****

CellActivationRequest ::= SEQUENCE {

```

```

    protocolIEs          ProtocolIE-Container    {{CellActivationRequest-IEs}},
    ...
}

CellActivationRequest-IEs X2AP-PROTOCOL-IES ::= {
  { ID id-ServedCellsToActivate  CRITICALITY reject  TYPE ServedCellsToActivate  PRESENCE mandatory },
  ...
}

ServedCellsToActivate ::= SEQUENCE (SIZE (1..maxCellineNB)) OF ServedCellsToActivate-Item

ServedCellsToActivate-Item ::= SEQUENCE {
  ecgi                ECGI,
  iE-Extensions       ProtocolExtensionContainer { { ServedCellsToActivate-Item-ExtIEs} } OPTIONAL,
  ...
}

ServedCellsToActivate-Item-ExtIEs X2AP-PROTOCOL-EXTENSION ::= {
  ...
}

-- *****
--
-- Cell Activation Response
--
-- *****

CellActivationResponse ::= SEQUENCE {
  protocolIEs          ProtocolIE-Container    {{CellActivationResponse-IEs}},
  ...
}

CellActivationResponse-IEs X2AP-PROTOCOL-IES ::= {
  { ID id-ActivatedCellList  CRITICALITY ignore  TYPE ActivatedCellList  PRESENCE mandatory }|
  { ID id-CriticalityDiagnostics  CRITICALITY ignore  TYPE CriticalityDiagnostics  PRESENCE optional },
  ...
}

ActivatedCellList ::= SEQUENCE (SIZE (1..maxCellineNB)) OF ActivatedCellList-Item

ActivatedCellList-Item ::= SEQUENCE {
  ecgi                ECGI,
  iE-Extensions       ProtocolExtensionContainer { { ActivatedCellList-Item-ExtIEs} } OPTIONAL,
  ...
}

ActivatedCellList-Item-ExtIEs X2AP-PROTOCOL-EXTENSION ::= {
  ...
}

-- *****
--
-- CELL ACTIVATION FAILURE
--

```

```
-- *****
CellActivationFailure ::= SEQUENCE {
    protocolIEs          ProtocolIE-Container    {{CellActivationFailure-IEs}},
    ...
}

CellActivationFailure-IEs X2AP-PROTOCOL-IEs ::= {
    { ID id-Cause          CRITICALITY ignore TYPE Cause          PRESENCE mandatory }|
    { ID id-CriticalityDiagnostics CRITICALITY ignore TYPE CriticalityDiagnostics PRESENCE optional },
    ...
}

END
```

### 9.3.5 Information Element definitions

```
-- *****
--
-- Information Element Definitions
--
-- *****

X2AP-IEs {
itu-t (0) identified-organization (4) etsi (0) mobileDomain (0)
eps-Access (21) modules (3) x2ap (2) version1 (1) x2ap-IEs (2) }

DEFINITIONS AUTOMATIC TAGS ::=

BEGIN

IMPORTS

    id-E-RAB-Item,
    id-Number-of-Antennaports,
    id-MBSFN-Subframe-Info,
    id-PRACH-Configuration,

    maxnoofBearers,
    maxCelllineNB,
    maxEARFCN,
    maxInterfaces,

    maxnoofBPLMNs,
    maxnoofCells,
    maxnoofEPLMNs,
    maxnoofEPLMNsPlusOne,
    maxnoofForbLACs,
    maxnoofForbTACs,
    maxnoofNeighbours,
    maxnoofPRBs,
    maxNrOfErrors,
    maxPools,
```

```

maxnoofMBSFN

FROM X2AP-Constants

    Criticality,
    ProcedureCode,
    ProtocolIE-ID,
    TriggeringMessage
FROM X2AP-CommonDataTypes

    ProtocolExtensionContainer{},
    ProtocolIE-Single-Container{},

    X2AP-PROTOCOL-EXTENSION,
    X2AP-PROTOCOL-IES
FROM X2AP-Containers;

-- A

AS-SecurityInformation ::= SEQUENCE {
    key-eNodeB-star      Key-eNodeB-Star,
    nextHopChainingCount NextHopChainingCount,
    iE-Extensions        ProtocolExtensionContainer { { AS-SecurityInformation-ExtIEs } } OPTIONAL,
    ...
}

AS-SecurityInformation-ExtIEs X2AP-PROTOCOL-EXTENSION ::= {
    ...
}

AllocationAndRetentionPriority ::= SEQUENCE {
    priorityLevel          PriorityLevel,
    pre-emptionCapability  Pre-emptionCapability,
    pre-emptionVulnerability Pre-emptionVulnerability,
    iE-Extensions          ProtocolExtensionContainer { {AllocationAndRetentionPriority-ExtIEs} } OPTIONAL,
    ...
}

AllocationAndRetentionPriority-ExtIEs X2AP-PROTOCOL-EXTENSION ::= {
    ...
}

-- B

BitRate ::= INTEGER (0..1000000000)
BroadcastPLMNs-Item ::= SEQUENCE (SIZE(1..maxnoofBPLMNs)) OF PLMN-Identity

-- C

CapacityValue ::= INTEGER (0..100)

```

```
CellCapacityClassValue ::= INTEGER (1..100, ...)  
  
Cause ::= CHOICE {  
    radioNetwork      CauseRadioNetwork,  
    transport         CauseTransport,  
    protocol           CauseProtocol,  
    misc               CauseMisc,  
    ...  
}  
  
CauseMisc ::= ENUMERATED {  
    control-processing-overload,  
    hardware-failure,  
    om-intervention,  
    not-enough-user-plane-processing-resources,  
    unspecified,  
    ...  
}  
  
CauseProtocol ::= ENUMERATED {  
    transfer-syntax-error,  
    abstract-syntax-error-reject,  
    abstract-syntax-error-ignore-and-notify,  
    message-not-compatible-with-receiver-state,  
    semantic-error,  
    unspecified,  
    abstract-syntax-error-falsely-constructed-message,  
    ...  
}  
  
CauseRadioNetwork ::= ENUMERATED {  
    handover-desirable-for-radio-reasons,  
    time-critical-handover,  
    resource-optimisation-handover,  
    reduce-load-in-serving-cell,  
    partial-handover,  
    unknown-new-eNB-UE-X2AP-ID,  
    unknown-old-eNB-UE-X2AP-ID,  
    unknown-pair-of-UE-X2AP-ID,  
    ho-target-not-allowed,  
    tx2relocoverall-expiry,  
    trelocprep-expiry,  
    cell-not-available,  
    no-radio-resources-available-in-target-cell,  
    invalid-MME-GroupID,  
    unknown-MME-Code,  
    encryption-and-or-integrity-protection-algorithms-not-supported,  
    reportCharacteristicsEmpty,  
    noReportPeriodicity,  
    existingMeasurementID,  
    unknown-eNB-Measurement-ID,  
    measurement-temporarily-not-available,  
    unspecified,
```



```

    ...,
    load-balancing,
    handover-optimisation,
    value-out-of-allowed-range,
    multiple-E-RAB-ID-instances,
    switch-off-ongoing,
    not-supported-QCI-value
}

CauseTransport ::= ENUMERATED {
    transport-resource-unavailable,
    unspecified,
    ...
}

Cell-Size ::= ENUMERATED {verysmall, small, medium, large, ... }

CellType ::= SEQUENCE {
    cell-Size                Cell-Size,
    iE-Extensions            ProtocolExtensionContainer { { CellType-ExtIEs}} OPTIONAL,
    ...
}

CellType-ExtIEs X2AP-PROTOCOL-EXTENSION ::= {
    ...
}

CompositeAvailableCapacityGroup ::= SEQUENCE {
    dL-CompositeAvailableCapacity    CompositeAvailableCapacity,
    uL-CompositeAvailableCapacity    CompositeAvailableCapacity,
    iE-Extensions                    ProtocolExtensionContainer { { CompositeAvailableCapacityGroup-ExtIEs} } OPTIONAL,
    ...
}

CompositeAvailableCapacityGroup-ExtIEs X2AP-PROTOCOL-EXTENSION ::= {
    ...
}

CompositeAvailableCapacity ::= SEQUENCE {
    cellCapacityClassValue          CellCapacityClassValue                OPTIONAL,
    capacityValue                   CapacityValue,
    iE-Extensions                   ProtocolExtensionContainer { { CompositeAvailableCapacity-ExtIEs} } OPTIONAL,
    ...
}

CompositeAvailableCapacity-ExtIEs X2AP-PROTOCOL-EXTENSION ::= {
    ...
}

COUNTvalue ::= SEQUENCE {
    pDCP-SN                         PDCP-SN,

```

```

    hFN                HFN,
    iE-Extensions      ProtocolExtensionContainer { { COUNTvalue-ExtIEs } } OPTIONAL,
    ...
}

COUNTvalue-ExtIEs X2AP-PROTOCOL-EXTENSION ::= {
    ...
}

CriticalityDiagnostics ::= SEQUENCE {
    procedureCode          ProcedureCode                OPTIONAL,
    triggeringMessage      TriggeringMessage            OPTIONAL,
    procedureCriticality   Criticality                   OPTIONAL,
    iEsCriticalityDiagnostics CriticalityDiagnostics-IE-List OPTIONAL,
    iE-Extensions          ProtocolExtensionContainer { {CriticalityDiagnostics-ExtIEs} } OPTIONAL,
    ...
}

CriticalityDiagnostics-ExtIEs X2AP-PROTOCOL-EXTENSION ::= {
    ...
}

CriticalityDiagnostics-IE-List ::= SEQUENCE (SIZE (1..maxNrOfErrors)) OF
    SEQUENCE {
        iECriticality          Criticality,
        iE-ID                  ProtocolIE-ID,
        typeOfError            TypeOfError,
        iE-Extensions          ProtocolExtensionContainer { {CriticalityDiagnostics-IE-List-ExtIEs} } OPTIONAL,
        ...
    }

CriticalityDiagnostics-IE-List-ExtIEs X2AP-PROTOCOL-EXTENSION ::= {
    ...
}

CRNTI ::= BIT STRING (SIZE (16))

CyclicPrefixDL ::= ENUMERATED {
    normal,
    extended,
    ...
}

CyclicPrefixUL ::= ENUMERATED {
    normal,
    extended,
    ...
}

-- D

```

```

DeactivationIndication ::= ENUMERATED {
    deactivated,
    ...
}

DL-Forwarding ::= ENUMERATED {
    dl-forwardingProposed,
    ...
}

-- E

EARFCN ::= INTEGER (0..maxEARFCN)

FDD-Info ::= SEQUENCE {
    uL-EARFCN                EARFCN,
    dL-EARFCN                EARFCN,
    uL-Transmission-Bandwidth Transmission-Bandwidth,
    dL-Transmission-Bandwidth Transmission-Bandwidth,
    iE-Extensions           ProtocolExtensionContainer { {FDD-Info-ExtIEs} } OPTIONAL,
    ...
}

FDD-Info-ExtIEs X2AP-PROTOCOL-EXTENSION ::= {
    ...
}

TDD-Info ::= SEQUENCE {
    eARFCN                EARFCN,
    transmission-Bandwidth Transmission-Bandwidth,
    subframeAssignment    SubframeAssignment,
    specialSubframe-Info   SpecialSubframe-Info,
    iE-Extensions           ProtocolExtensionContainer { {TDD-Info-ExtIEs} } OPTIONAL,
    ...
}

TDD-Info-ExtIEs X2AP-PROTOCOL-EXTENSION ::= {
    ...
}

EUTRA-Mode-Info ::= CHOICE {
    fDD    FDD-Info,
    tDD    TDD-Info,
    ...
}

ECGI ::= SEQUENCE {
    pLMN-Identity    PLMN-Identity,
    eUTRANCellIdentifier EUTRANCellIdentifier,
    iE-Extensions    ProtocolExtensionContainer { {ECGI-ExtIEs} } OPTIONAL,
    ...
}

ECGI-ExtIEs X2AP-PROTOCOL-EXTENSION ::= {
    ...
}

```

```

}

ENB-ID ::= CHOICE {
    macro-eNB-ID    BIT STRING (SIZE (20)),
    home-eNB-ID    BIT STRING (SIZE (28)),
    ...
}

EncryptionAlgorithms ::= BIT STRING (SIZE (16, ...))

EPLMNs ::= SEQUENCE (SIZE(1..maxnoofEPLMNs)) OF PLMN-Identity

E-RAB-ID ::= INTEGER (0..15, ...)

E-RAB-Level-QoS-Parameters ::= SEQUENCE {
    qCI                QCI,
    allocationAndRetentionPriority AllocationAndRetentionPriority,
    gbrQosInformation  GBR-QosInformation OPTIONAL,
    iE-Extensions      ProtocolExtensionContainer { { E-RAB-Level-QoS-Parameters-ExtIEs } } OPTIONAL,
    ...
}

E-RAB-Level-QoS-Parameters-ExtIEs X2AP-PROTOCOL-EXTENSION ::= {
    ...
}

E-RAB-List ::= SEQUENCE (SIZE(1.. maxnoofBearers)) OF ProtocolIE-Single-Container { {E-RAB-ItemIEs} }

E-RAB-ItemIEs X2AP-PROTOCOL-IES ::= {
    { ID id-E-RAB-Item    CRITICALITY ignore    TYPE E-RAB-Item    PRESENCE mandatory },
    ...
}

E-RAB-Item ::= SEQUENCE {
    e-RAB-ID            E-RAB-ID,
    cause               Cause,
    iE-Extensions       ProtocolExtensionContainer { {E-RAB-Item-ExtIEs} } OPTIONAL,
    ...
}

E-RAB-Item-ExtIEs X2AP-PROTOCOL-EXTENSION ::= {
    ...
}

EUTRANCellIdentifier ::= BIT STRING (SIZE (28))

EUTRANTraceID        ::= OCTET STRING (SIZE (8))

EventType ::= ENUMERATED{
    change-of-serving-cell,
    ...
}

```

```

-- F
ForbiddenInterRATs ::= ENUMERATED {
    all,
    geran,
    utran,
    cdma2000,
    ...,
    geranandutran,
    cdma2000andutran
}

ForbiddenTAs ::= SEQUENCE (SIZE(1.. maxnoofEPLMNsPlusOne)) OF ForbiddenTAs-Item

ForbiddenTAs-Item ::= SEQUENCE {
    pLMN-Identity      PLMN-Identity,
    forbiddenTACs      ForbiddenTACs,
    iE-Extensions      ProtocolExtensionContainer { {ForbiddenTAs-Item-ExtIEs} } OPTIONAL,
    ...
}

ForbiddenTAs-Item-ExtIEs X2AP-PROTOCOL-EXTENSION ::= {
    ...
}

ForbiddenTACs ::= SEQUENCE (SIZE(1..maxnoofForbTACs)) OF TAC

ForbiddenLAs ::= SEQUENCE (SIZE(1..maxnoofEPLMNsPlusOne)) OF ForbiddenLAs-Item

ForbiddenLAs-Item ::= SEQUENCE {
    pLMN-Identity      PLMN-Identity,
    forbiddenLACs      ForbiddenLACs,
    iE-Extensions      ProtocolExtensionContainer { {ForbiddenLAs-Item-ExtIEs} } OPTIONAL,
    ...
}

ForbiddenLAs-Item-ExtIEs X2AP-PROTOCOL-EXTENSION ::= {
    ...
}

ForbiddenLACs ::= SEQUENCE (SIZE(1..maxnoofForbLACs)) OF LAC

Fourframes ::= BIT STRING (SIZE (24))

-- G
GBR-QosInformation ::= SEQUENCE {
    e-RAB-MaximumBitrateDL      BitRate,
    e-RAB-MaximumBitrateUL      BitRate,
    e-RAB-GuaranteedBitrateDL   BitRate,
    e-RAB-GuaranteedBitrateUL   BitRate,
    iE-Extensions               ProtocolExtensionContainer { { GBR-QosInformation-ExtIEs} } OPTIONAL,

```

```

}
...
}
GBR-QoSInformation-ExtIEs X2AP-PROTOCOL-EXTENSION ::= {
...
}
GlobalENB-ID ::= SEQUENCE {
  pLMN-Identity      PLMN-Identity,
  eNB-ID             ENB-ID,
  iE-Extensions      ProtocolExtensionContainer { {GlobalENB-ID-ExtIEs} } OPTIONAL,
  ...
}
GlobalENB-ID-ExtIEs X2AP-PROTOCOL-EXTENSION ::= {
...
}
GTPtunnelEndpoint ::= SEQUENCE {
  transportLayerAddress      TransportLayerAddress,
  gTP-TEID                   GTP-TEI,
  iE-Extensions              ProtocolExtensionContainer { {GTPtunnelEndpoint-ExtIEs} } OPTIONAL,
  ...
}
GTPtunnelEndpoint-ExtIEs X2AP-PROTOCOL-EXTENSION ::= {
...
}
GTP-TEI ::= OCTET STRING (SIZE (4))
GUGroupIDList ::= SEQUENCE (SIZE (1..maxPools)) OF GU-Group-ID
GU-Group-ID ::= SEQUENCE {
  pLMN-Identity      PLMN-Identity,
  mME-Group-ID       MME-Group-ID,
  iE-Extensions      ProtocolExtensionContainer { {GU-Group-ID-ExtIEs} } OPTIONAL,
  ...
}
GU-Group-ID-ExtIEs X2AP-PROTOCOL-EXTENSION ::= {
...
}
GUMMEI ::= SEQUENCE {
  gU-Group-ID      GU-Group-ID,
  mME-Code         MME-Code,
  iE-Extensions    ProtocolExtensionContainer { {GUMMEI-ExtIEs} } OPTIONAL,
  ...
}

```

```

GUMMEI-ExtIEs X2AP-PROTOCOL-EXTENSION ::= {
    ...
}

-- H

HandoverReportType ::= ENUMERATED {
    hoTooEarly,
    hoToWrongCell,
    ...
}

HandoverRestrictionList ::= SEQUENCE {
    servingPLMN          PLMN-Identity,
    equivalentPLMNs      EPLMNs                                OPTIONAL,
    forbiddenTAs         ForbiddenTAs                          OPTIONAL,
    forbiddenLAs         ForbiddenLAs                          OPTIONAL,
    forbiddenInterRATs   ForbiddenInterRATs                    OPTIONAL,
    iE-Extensions        ProtocolExtensionContainer { {HandoverRestrictionList-ExtIEs} } OPTIONAL,
    ...
}

HandoverRestrictionList-ExtIEs X2AP-PROTOCOL-EXTENSION ::= {
    ...
}

HFN ::= INTEGER (0..1048575)

HWLoadIndicator ::= SEQUENCE {
    dLHWLoadIndicator    LoadIndicator,
    uLHWLoadIndicator    LoadIndicator,
    iE-Extensions        ProtocolExtensionContainer { { HWLoadIndicator-ExtIEs} } OPTIONAL,
    ...
}

HWLoadIndicator-ExtIEs X2AP-PROTOCOL-EXTENSION ::= {
    ...
}

-- I

IntegrityProtectionAlgorithms ::= BIT STRING (SIZE (16, ...))

InterfacesToTrace ::= BIT STRING (SIZE (8))
-- J
-- K

Key-eNodeB-Star ::= BIT STRING (SIZE(256))

-- L

```

```
LAC ::= OCTET STRING (SIZE (2)) --(EXCEPT ('0000'H|'FFFE'H))

LastVisitedCell-Item ::= CHOICE {
    e-UTRAN-Cell      LastVisitedEUTRANCellInformation,
    uTRAN-Cell       LastVisitedUTRANCellInformation,
    gERAN-Cell       LastVisitedGERANCellInformation,
    ...
}

LastVisitedEUTRANCellInformation ::= SEQUENCE {
    global-Cell-ID    ECGI,
    cellType          CellType,
    time-UE-StayedInCell Time-UE-StayedInCell,
    iE-Extensions     ProtocolExtensionContainer { { LastVisitedEUTRANCellInformation-ExtIEs} } OPTIONAL,
    ...
}

LastVisitedEUTRANCellInformation-ExtIEs X2AP-PROTOCOL-EXTENSION ::= {
    ...
}

LastVisitedUTRANCellInformation ::= OCTET STRING

LastVisitedGERANCellInformation ::= CHOICE {
    undefined        NULL,
    ...
}

LoadIndicator ::= ENUMERATED {
    lowLoad,
    mediumLoad,
    highLoad,
    overLoad,
    ...
}

LocationReportingInformation ::= SEQUENCE {
    eventType         EventType,
    reportArea        ReportArea,
    iE-Extensions     ProtocolExtensionContainer { {LocationReportingInformation-ExtIEs} } OPTIONAL,
    ...
}

LocationReportingInformation-ExtIEs X2AP-PROTOCOL-EXTENSION ::= {
    ...
}

-- M
```



```

MME-Group-ID ::= OCTET STRING (SIZE (2))

MME-Code ::= OCTET STRING (SIZE (1))

Measurement-ID ::= INTEGER (1..4095, ...)

MBSFN-Subframe-Infolist ::= SEQUENCE (SIZE(1..maxnoofMBSFN)) OF MBSFN-Subframe-Info

MBSFN-Subframe-Info ::= SEQUENCE {
    radioframeAllocationPeriod RadioframeAllocationPeriod,
    radioframeAllocationOffset RadioframeAllocationOffset,
    subframeAllocation SubframeAllocation,
    iE-Extensions ProtocolExtensionContainer { { MBSFN-Subframe-Info-ExtIEs } } OPTIONAL,
    ...
}

MBSFN-Subframe-Info-ExtIEs X2AP-PROTOCOL-EXTENSION ::= {
    ...
}

MobilityParametersModificationRange ::= SEQUENCE {
    handoverTriggerChangeLowerLimit INTEGER (-20..20),
    handoverTriggerChangeUpperLimit INTEGER (-20..20),
    ...
}

MobilityParametersInformation ::= SEQUENCE {
    handoverTriggerChange INTEGER (-20..20),
    ...
}

-- N

Neighbour-Information ::= SEQUENCE (SIZE (0..maxnoofNeighbours)) OF SEQUENCE {
    eCGI ECGI,
    pCI PCI,
    eARFCN EARFCN,
    iE-Extensions ProtocolExtensionContainer { {Neighbour-Information-ExtIEs} } OPTIONAL,
    ...
}

Neighbour-Information-ExtIEs X2AP-PROTOCOL-EXTENSION ::= {
    ...
}

NextHopChainingCount ::= INTEGER (0..7)

Number-of-Antennaports ::= ENUMERATED {
    an1,
    an2,
    an4,
    ...
}

```

```
}
-- O
Oneframe ::= BIT STRING (SIZE (6))
-- P
PDCP-SN ::= INTEGER (0..4095)
PCI ::= INTEGER (0..503, ...)

PLMN-Identity ::= OCTET STRING (SIZE(3))

PRACH-Configuration ::= SEQUENCE {
    rootSequenceIndex          INTEGER (0..837),
    zeroCorrelationIndex       INTEGER (0..15),
    highSpeedFlag              BOOLEAN,
    prach-FreqOffset           INTEGER (0..94),
    prach-ConfigIndex          INTEGER (0..63)          OPTIONAL, -- present for TDD--
    iE-Extensions              ProtocolExtensionContainer { {PRACH-Configuration-ExtIEs} } OPTIONAL,
    ...
}

PRACH-Configuration-ExtIEs X2AP-PROTOCOL-EXTENSION ::= {
    ...
}

Pre-emptionCapability ::= ENUMERATED {
    shall-not-trigger-pre-emption,
    may-trigger-pre-emption
}

Pre-emptionVulnerability ::= ENUMERATED {
    not-pre-emptable,
    pre-emptable
}

PriorityLevel ::= INTEGER { spare (0), highest (1), lowest (14), no-priority (15) } (0..15)
-- Q
QCI ::= INTEGER (0..255)
-- R

ReceiveStatusofULPDCPSDUs ::= BIT STRING (SIZE(4096))

Registration-Request ::= ENUMERATED {
    start,
    stop,
    ...
}
```

```

}
RelativeNarrowbandTxPower ::= SEQUENCE {
    rNTP-PerPRB                BIT STRING (SIZE(6..110, ...)),
    rNTP-Threshold             RNTTP-Threshold,
    numberOfCellSpecificAntennaPorts  ENUMERATED {one, two, four, ...},
    p-B                       INTEGER (0..3,...),
    pDCCH-InterferenceImpact  INTEGER (0..4,...),
    iE-Extensions             ProtocolExtensionContainer { { RelativeNarrowbandTxPower-ExtIEs } } OPTIONAL,
    ...
}
RelativeNarrowbandTxPower-ExtIEs X2AP-PROTOCOL-EXTENSION ::= {
    ...
}
ReportArea ::= ENUMERATED{
    ecgi,
    ...
}
ReportCharacteristics ::= BIT STRING (SIZE (32))
RNTTP-Threshold ::= ENUMERATED {
    minusInfinity,
    minusEleven,
    minusTen,
    minusNine,
    minusEight,
    minusSeven,
    minusSix,
    minusFive,
    minusFour,
    minusThree,
    minusTwo,
    minusOne,
    zero,
    one,
    two,
    three,
    ...
}
RRC-Context ::= OCTET STRING

RadioResourceStatus ::= SEQUENCE {
    dL-GBR-PRB-usage          DL-GBR-PRB-usage,
    uL-GBR-PRB-usage          UL-GBR-PRB-usage,
    dL-non-GBR-PRB-usage      DL-non-GBR-PRB-usage,
    uL-non-GBR-PRB-usage      UL-non-GBR-PRB-usage,
    dL-Total-PRB-usage        DL-Total-PRB-usage,
    uL-Total-PRB-usage        UL-Total-PRB-usage,
}

```

```

    iE-Extensions          ProtocolExtensionContainer { {RadioResourceStatus-ExtIEs} } OPTIONAL,
  }
  ...
}

RadioResourceStatus-ExtIEs X2AP-PROTOCOL-EXTENSION ::= {
  ...
}

DL-GBR-PRB-usage ::= INTEGER (0..100)
UL-GBR-PRB-usage ::= INTEGER (0..100)

DL-non-GBR-PRB-usage ::= INTEGER (0..100)
UL-non-GBR-PRB-usage ::= INTEGER (0..100)

DL-Total-PRB-usage ::= INTEGER (0..100)
UL-Total-PRB-usage ::= INTEGER (0..100)

RadioframeAllocationPeriod ::= ENUMERATED{
  n1,
  n2,
  n4,
  n8,
  n16,
  n32,
  ...
}

RadioframeAllocationOffset ::= INTEGER (0..7, ...)

-- S

S1TNNLoadIndicator ::= SEQUENCE {
  dLS1TNNLoadIndicator      LoadIndicator,
  uLS1TNNLoadIndicator      LoadIndicator,
  iE-Extensions            ProtocolExtensionContainer { { S1TNNLoadIndicator-ExtIEs} } OPTIONAL,
  ...
}

S1TNNLoadIndicator-ExtIEs X2AP-PROTOCOL-EXTENSION ::= {
  ...
}

ServedCells ::= SEQUENCE (SIZE (1.. maxCelllineNB)) OF SEQUENCE {
  servedCellInfo           ServedCell-Information,
  neighbour-Info           Neighbour-Information OPTIONAL,
  iE-Extensions            ProtocolExtensionContainer { {ServedCell-ExtIEs} } OPTIONAL,
  ...
}

```

```

ServedCell-ExtIEs X2AP-PROTOCOL-EXTENSION ::= {
  ...
}

ServedCell-Information ::= SEQUENCE {
  pci          PCI,
  cellId       ECGI,
  tac          TAC,
  broadcastPLMNs BroadcastPLMNs-Item,
  eutraModeInfo EutraModeInfo,
  ieExtensions ProtocolExtensionContainer { {ServedCell-Information-ExtIEs} } OPTIONAL,
  ...
}

ServedCell-Information-ExtIEs X2AP-PROTOCOL-EXTENSION ::= {
  { ID id-Number-of-Antennaports      CRITICALITY ignore EXTENSION Number-of-Antennaports      PRESENCE optional } |
  { ID id-PRACH-Configuration         CRITICALITY ignore EXTENSION PRACH-Configuration         PRESENCE optional } |
  { ID id-MBSFN-Subframe-Info         CRITICALITY ignore EXTENSION MBSFN-Subframe-Infolist         PRESENCE optional },
  ...
}

ShortMAC-I ::= BIT STRING (SIZE(16))

SRVCCOperationPossible ::= ENUMERATED {
  possible,
  ...
}

SubframeAssignment ::= ENUMERATED {
  sa0,
  sa1,
  sa2,
  sa3,
  sa4,
  sa5,
  sa6,
  ...
}

SpecialSubframe-Info ::= SEQUENCE {
  specialSubframePatterns SpecialSubframePatterns,
  cyclicPrefixDL          CyclicPrefixDL,
  cyclicPrefixUL          CyclicPrefixUL,
  ieExtensions            ProtocolExtensionContainer { { SpecialSubframe-Info-ExtIEs } } OPTIONAL,
  ...
}

SpecialSubframe-Info-ExtIEs X2AP-PROTOCOL-EXTENSION ::= {
  ...
}

SpecialSubframePatterns ::= ENUMERATED {

```

```

    ssp0,
    ssp1,
    ssp2,
    ssp3,
    ssp4,
    ssp5,
    ssp6,
    ssp7,
    ssp8,
    ...
}

SubscriberProfileIDforRFP ::= INTEGER (1..256)

SubframeAllocation ::= CHOICE {
    oneframe                Oneframe,
    fourframes              Fourframes,
    ...
}

-- T

TAC ::= OCTET STRING (SIZE (2))

TargeteNBtoSource-eNBTransparentContainer ::= OCTET STRING

TimeToWait ::= ENUMERATED {
    v1s,
    v2s,
    v5s,
    v10s,
    v20s,
    v60s,
    ...
}

Time-UE-StayedInCell ::= INTEGER (0..4095)

TraceActivation ::= SEQUENCE {
    eUTRANTraceID           EUTRANTraceID,
    interfacesToTrace       InterfacesToTrace,
    traceDepth              TraceDepth,
    traceCollectionEntityIPAddress TraceCollectionEntityIPAddress,
    iE-Extensions           ProtocolExtensionContainer { {TraceActivation-ExtIEs} } OPTIONAL,
    ...
}

TraceActivation-ExtIEs X2AP-PROTOCOL-EXTENSION ::= {
    ...
}

TraceCollectionEntityIPAddress ::= BIT STRING (SIZE(1..160, ...))

```

```
TraceDepth ::= ENUMERATED {
    minimum,
    medium,
    maximum,
    minimumWithoutVendorSpecificExtension,
    mediumWithoutVendorSpecificExtension,
    maximumWithoutVendorSpecificExtension,
    ...
}

Transmission-Bandwidth ::= ENUMERATED {
    bw6,
    bw15,
    bw25,
    bw50,
    bw75,
    bw100,
    ...
}

TransportLayerAddress ::= BIT STRING (SIZE(1..160, ...))

TypeOfError ::= ENUMERATED {
    not-understood,
    missing,
    ...
}

-- U

UE-HistoryInformation ::= SEQUENCE (SIZE(1..maxnoofCells)) OF LastVisitedCell-Item

UE-S1AP-ID ::= INTEGER (0.. 4294967295)

UE-X2AP-ID ::= INTEGER (0..4095) -- Value FFS

UEAggregateMaximumBitRate ::= SEQUENCE {
    uEaggregateMaximumBitRateDownlink BitRate,
    uEaggregateMaximumBitRateUplink BitRate,
    iE-Extensions ProtocolExtensionContainer { {UEAggregate-MaximumBitrate-ExtIEs} } OPTIONAL,
    ...
}

UEAggregate-MaximumBitrate-ExtIEs X2AP-PROTOCOL-EXTENSION ::= {
    ...
}

UESecurityCapabilities ::= SEQUENCE {
```

```

    encryptionAlgorithms          EncryptionAlgorithms,
    integrityProtectionAlgorithms IntegrityProtectionAlgorithms,
    iE-Extensions                 ProtocolExtensionContainer { { UESecurityCapabilities-ExtIEs } } OPTIONAL,
...
}

UESecurityCapabilities-ExtIEs X2AP-PROTOCOL-EXTENSION ::= {
...
}

UL-InterferenceOverloadIndication ::= SEQUENCE (SIZE(1..maxnoofPRBs)) OF UL-InterferenceOverloadIndication-Item

UL-InterferenceOverloadIndication-Item ::= ENUMERATED {
    high-interference,
    medium-interference,
    low-interference,
    ...
}

UL-HighInterferenceIndicationInfo ::= SEQUENCE (SIZE(1..maxCellineNB)) OF UL-HighInterferenceIndicationInfo-Item

UL-HighInterferenceIndicationInfo-Item ::= SEQUENCE {
    target-Cell-ID                ECGI,
    ul-interferenceindication     UL-HighInterferenceIndication,
    iE-Extensions                 ProtocolExtensionContainer { { UL-HighInterferenceIndicationInfo-Item-ExtIEs } } OPTIONAL,
    ...
}

UL-HighInterferenceIndicationInfo-Item-ExtIEs X2AP-PROTOCOL-EXTENSION ::= {
...
}

UL-HighInterferenceIndication ::= BIT STRING (SIZE(1..110, ...))

UE-RLF-Report-Container ::= OCTET STRING
-- This IE is a transparent container and shall be encoded as the rlfReport field contained in the UEInformationResponse message as defined in [9]

-- V
-- W
-- X
-- Y
-- Z

END

```

## 9.3.6 Common definitions

```

-- *****
--
-- Common definitions
--
-- *****

```



```

X2AP-CommonDataTypes {
itu-t (0) identified-organization (4) etsi (0) mobileDomain (0)
eps-Access (21) modules (3) x2ap (2) version1 (1) x2ap-CommonDataTypes (3) }

DEFINITIONS AUTOMATIC TAGS ::=

BEGIN

-- *****
--
-- Extension constants
--
-- *****

maxPrivateIEs                INTEGER ::= 65535
maxProtocolExtensions        INTEGER ::= 65535
maxProtocolIEs               INTEGER ::= 65535

-- *****
--
-- Common Data Types
--
-- *****

Criticality      ::= ENUMERATED { reject, ignore, notify }

Presence        ::= ENUMERATED { optional, conditional, mandatory }

PrivateIE-ID    ::= CHOICE {
    local        INTEGER (0.. maxPrivateIEs),
    global       OBJECT IDENTIFIER
}

ProcedureCode   ::= INTEGER (0..255)

ProtocolIE-ID   ::= INTEGER (0..maxProtocolIEs)

TriggeringMessage ::= ENUMERATED { initiating-message, successful-outcome, unsuccessful-outcome}

END

```

### 9.3.7 Constant definitions

```

-- *****
--
-- Constant definitions
--
-- *****

X2AP-Constants {
itu-t (0) identified-organization (4) etsi (0) mobileDomain (0)

```

```

eps-Access (21) modules (3) x2ap (2) version1 (1) x2ap-Constants (4) }

DEFINITIONS AUTOMATIC TAGS ::=

BEGIN

IMPORTS
    ProcedureCode,
    ProtocolIE-ID
FROM X2AP-CommonDataTypes;

-- *****
--
-- Elementary Procedures
--
-- *****

id-handoverPreparation          ProcedureCode ::= 0
id-handoverCancel              ProcedureCode ::= 1
id-loadIndication              ProcedureCode ::= 2
id-errorIndication             ProcedureCode ::= 3
id-snStatusTransfer            ProcedureCode ::= 4
id-uEContextRelease            ProcedureCode ::= 5
id-x2Setup                     ProcedureCode ::= 6
id-reset                       ProcedureCode ::= 7
id-eNBConfigurationUpdate      ProcedureCode ::= 8
id-resourceStatusReportingInitiation ProcedureCode ::= 9
id-resourceStatusReporting      ProcedureCode ::= 10
id-privateMessage              ProcedureCode ::= 11
id-mobilitySettingsChange      ProcedureCode ::= 12
id-rLFIndication               ProcedureCode ::= 13
id-handoverReport              ProcedureCode ::= 14
id-cellActivation              ProcedureCode ::= 15

-- *****
--
-- Lists
--
-- *****

maxEARFCN                      INTEGER ::= 65535
maxInterfaces                   INTEGER ::= 16
maxCellLineNB                   INTEGER ::= 256
maxnoofBearers                  INTEGER ::= 256
maxNrOfErrors                   INTEGER ::= 256
maxnoofPDCP-SN                  INTEGER ::= 16      -- FFS Value to be checked
maxnoofEPLMNs                   INTEGER ::= 15
maxnoofEPLMNsPlusOne            INTEGER ::= 16
maxnoofForbLACs                 INTEGER ::= 4096
maxnoofForbTACs                 INTEGER ::= 4096
maxnoofBPLMNs                   INTEGER ::= 6
maxnoofNeighbours               INTEGER ::= 512

```

```

maxnoofPRBs          INTEGER ::= 110
maxPools             INTEGER ::= 16
maxnoofCells         INTEGER ::= 16
maxnoofMBSFN         INTEGER ::= 8

-- *****
--
-- IEs
--
-- *****

id-E-RABs-Admitted-Item          ProtocolIE-ID ::= 0
id-E-RABs-Admitted-List         ProtocolIE-ID ::= 1
id-E-RAB-Item                   ProtocolIE-ID ::= 2
id-E-RABs-NotAdmitted-List      ProtocolIE-ID ::= 3
id-E-RABs-ToBeSetup-Item        ProtocolIE-ID ::= 4
id-Cause                        ProtocolIE-ID ::= 5
id-CellInformation              ProtocolIE-ID ::= 6
id-CellInformation-Item         ProtocolIE-ID ::= 7
id-New-eNB-UE-X2AP-ID          ProtocolIE-ID ::= 9
id-Old-eNB-UE-X2AP-ID          ProtocolIE-ID ::= 10
id-TargetCell-ID               ProtocolIE-ID ::= 11
id-TargeteNBtoSource-eNBTransparentContainer ProtocolIE-ID ::= 12
id-TraceActivation              ProtocolIE-ID ::= 13
id-UE-ContextInformation        ProtocolIE-ID ::= 14
id-UE-HistoryInformation        ProtocolIE-ID ::= 15
id-UE-X2AP-ID                  ProtocolIE-ID ::= 16
id-CriticalityDiagnostics       ProtocolIE-ID ::= 17
id-E-RABs-SubjectToStatusTransfer-List ProtocolIE-ID ::= 18
id-E-RABs-SubjectToStatusTransfer-Item ProtocolIE-ID ::= 19
id-ServedCells                 ProtocolIE-ID ::= 20
id-GlobalENB-ID                ProtocolIE-ID ::= 21
id-TimeToWait                  ProtocolIE-ID ::= 22
id-GUMMEI-ID                   ProtocolIE-ID ::= 23
id-GUGroupIDList               ProtocolIE-ID ::= 24
id-ServedCellsToAdd            ProtocolIE-ID ::= 25
id-ServedCellsToModify         ProtocolIE-ID ::= 26
id-ServedCellsToDelete         ProtocolIE-ID ::= 27
id-Registration-Request        ProtocolIE-ID ::= 28
id-CellToReport                ProtocolIE-ID ::= 29
id-ReportingPeriodicity        ProtocolIE-ID ::= 30
id-CellToReport-Item           ProtocolIE-ID ::= 31
id-CellMeasurementResult       ProtocolIE-ID ::= 32
id-CellMeasurementResult-Item  ProtocolIE-ID ::= 33
id-GUGroupIDToAddList          ProtocolIE-ID ::= 34
id-GUGroupIDToDeleteList       ProtocolIE-ID ::= 35
id-SRVCCOperationPossible      ProtocolIE-ID ::= 36
id-Measurement-ID              ProtocolIE-ID ::= 37
id-ReportCharacteristics        ProtocolIE-ID ::= 38
id-ENB1-Measurement-ID         ProtocolIE-ID ::= 39
id-ENB2-Measurement-ID         ProtocolIE-ID ::= 40

```

id-Number-of-Antennaports	ProtocolIE-ID ::= 41
id-CompositeAvailableCapacityGroup	ProtocolIE-ID ::= 42
id-ENB1-Cell-ID	ProtocolIE-ID ::= 43
id-ENB2-Cell-ID	ProtocolIE-ID ::= 44
id-ENB2-Proposed-Mobility-Parameters	ProtocolIE-ID ::= 45
id-ENB1-Mobility-Parameters	ProtocolIE-ID ::= 46
id-ENB2-Mobility-Parameters-Modification-Range	ProtocolIE-ID ::= 47
id-FailureCellPCI	ProtocolIE-ID ::= 48
id-Re-establishmentCellECGI	ProtocolIE-ID ::= 49
id-FailureCellCRNTI	ProtocolIE-ID ::= 50
id-ShortMAC-I	ProtocolIE-ID ::= 51
id-SourceCellECGI	ProtocolIE-ID ::= 52
id-FailureCellECGI	ProtocolIE-ID ::= 53
id-HandoverReportType	ProtocolIE-ID ::= 54
id-PRACH-Configuration	ProtocolIE-ID ::= 55
id-MBSFN-Subframe-Info	ProtocolIE-ID ::= 56
id-ServedCellsToActivate	ProtocolIE-ID ::= 57
id-ActivatedCellList	ProtocolIE-ID ::= 58
id-DeactivationIndication	ProtocolIE-ID ::= 59
id-UE-RLF-Report-Container	ProtocolIE-ID ::= 60

END

## 9.3.8 Container definitions

```
-- *****
--
-- Container definitions
--
-- *****

X2AP-Containers {
itu-t (0) identified-organization (4) etsi (0) mobileDomain (0)
eps-Access (21) modules (3) x2ap (2) version1 (1) x2ap-Containers (5) }

DEFINITIONS AUTOMATIC TAGS ::=

BEGIN

-- *****
--
-- IE parameter types from other modules.
--
-- *****

IMPORTS
    maxPrivateIEs,
    maxProtocolExtensions,
    maxProtocolIEs,
    Criticality,
    Presence,
    PrivateIE-ID,
    ProtocolIE-ID
```

```

FROM X2AP-CommonDataTypes;

-- *****
--
-- Class Definition for Protocol IEs
--
-- *****

X2AP-PROTOCOL-IES ::= CLASS {
    &id          ProtocolIE-ID          UNIQUE,
    &criticality Criticality,
    &Value,
    &presence    Presence
}
WITH SYNTAX {
    ID          &id
    CRITICALITY &criticality
    TYPE        &Value
    PRESENCE    &presence
}

-- *****
--
-- Class Definition for Protocol IEs
--
-- *****

X2AP-PROTOCOL-IES-PAIR ::= CLASS {
    &id          ProtocolIE-ID          UNIQUE,
    &firstCriticality Criticality,
    &FirstValue,
    &secondCriticality Criticality,
    &SecondValue,
    &presence    Presence
}
WITH SYNTAX {
    ID          &id
    FIRST CRITICALITY &firstCriticality
    FIRST TYPE      &FirstValue
    SECOND CRITICALITY &secondCriticality
    SECOND TYPE     &SecondValue
    PRESENCE       &presence
}

-- *****
--
-- Class Definition for Protocol Extensions
--
-- *****

X2AP-PROTOCOL-EXTENSION ::= CLASS {
    &id          ProtocolIE-ID          UNIQUE,
    &criticality Criticality,
    &Extension,

```

```

    &presence          Presence
}
WITH SYNTAX {
    ID                 &id
    CRITICALITY       &criticality
    EXTENSION         &Extension
    PRESENCE          &presence
}

-- *****
--
-- Class Definition for Private IEs
--
-- *****

X2AP-PRIVATE-IES ::= CLASS {
    &id                PrivateIE-ID,
    &criticality       Criticality,
    &Value,
    &presence          Presence
}
WITH SYNTAX {
    ID                 &id
    CRITICALITY       &criticality
    TYPE              &Value
    PRESENCE          &presence
}

-- *****
--
-- Container for Protocol IEs
--
-- *****

ProtocolIE-Container {X2AP-PROTOCOL-IES : IEsSetParam} ::=
    SEQUENCE (SIZE (0..maxProtocolIEs)) OF
    ProtocolIE-Field {{IEsSetParam}}

ProtocolIE-Single-Container {X2AP-PROTOCOL-IES : IEsSetParam} ::=
    ProtocolIE-Field {{IEsSetParam}}

ProtocolIE-Field {X2AP-PROTOCOL-IES : IEsSetParam} ::= SEQUENCE {
    id                X2AP-PROTOCOL-IES.&id                ({{IEsSetParam}}),
    criticality       X2AP-PROTOCOL-IES.&criticality         ({{IEsSetParam}}{@id}),
    value            X2AP-PROTOCOL-IES.&Value                ({{IEsSetParam}}{@id})
}

-- *****
--
-- Container for Protocol IE Pairs
--
-- *****

ProtocolIE-ContainerPair {X2AP-PROTOCOL-IES-PAIR : IEsSetParam} ::=

```

```

SEQUENCE (SIZE (0..maxProtocolIEs)) OF
  ProtocolIE-FieldPair {{IEsSetParam}}

ProtocolIE-FieldPair {X2AP-PROTOCOL-IES-PAIR : IEsSetParam} ::= SEQUENCE {
  id                X2AP-PROTOCOL-IES-PAIR.&id                ({IEsSetParam}),
  firstCriticality  X2AP-PROTOCOL-IES-PAIR.&firstCriticality  ({IEsSetParam}@id),
  firstValue        X2AP-PROTOCOL-IES-PAIR.&FirstValue        ({IEsSetParam}@id),
  secondCriticality X2AP-PROTOCOL-IES-PAIR.&secondCriticality  ({IEsSetParam}@id),
  secondValue       X2AP-PROTOCOL-IES-PAIR.&SecondValue       ({IEsSetParam}@id)
}

-- *****
--
-- Container Lists for Protocol IE Containers
--
-- *****

ProtocolIE-ContainerList {INTEGER : lowerBound, INTEGER : upperBound, X2AP-PROTOCOL-IES : IEsSetParam} ::=
  SEQUENCE (SIZE (lowerBound..upperBound)) OF
  ProtocolIE-Container {{IEsSetParam}}

ProtocolIE-ContainerPairList {INTEGER : lowerBound, INTEGER : upperBound, X2AP-PROTOCOL-IES-PAIR : IEsSetParam} ::=
  SEQUENCE (SIZE (lowerBound..upperBound)) OF
  ProtocolIE-ContainerPair {{IEsSetParam}}

-- *****
--
-- Container for Protocol Extensions
--
-- *****

ProtocolExtensionContainer {X2AP-PROTOCOL-EXTENSION : ExtensionSetParam} ::=
  SEQUENCE (SIZE (1..maxProtocolExtensions)) OF
  ProtocolExtensionField {{ExtensionSetParam}}

ProtocolExtensionField {X2AP-PROTOCOL-EXTENSION : ExtensionSetParam} ::= SEQUENCE {
  id                X2AP-PROTOCOL-EXTENSION.&id                ({ExtensionSetParam}),
  criticality        X2AP-PROTOCOL-EXTENSION.&criticality        ({ExtensionSetParam}@id),
  extensionValue     X2AP-PROTOCOL-EXTENSION.&Extension         ({ExtensionSetParam}@id)
}

-- *****
--
-- Container for Private IEs
--
-- *****

PrivateIE-Container {X2AP-PRIVATE-IES : IEsSetParam} ::=
  SEQUENCE (SIZE (1..maxPrivateIEs)) OF
  PrivateIE-Field {{IEsSetParam}}

PrivateIE-Field {X2AP-PRIVATE-IES : IEsSetParam} ::= SEQUENCE {
  id                X2AP-PRIVATE-IES.&id                ({IEsSetParam}),
  criticality        X2AP-PRIVATE-IES.&criticality        ({IEsSetParam}@id),

```

```
value X2AP-PRIVATE-IES.&Value ({IEsSetParam}{@id})  
}  
END
```



## 9.4 Message transfer syntax

X2AP shall use the ASN.1 Basic Packed Encoding Rules (BASIC-PER) Aligned Variant as transfer syntax as specified in ref. [5].

## 9.5 Timers

$T_{\text{RELOCprep}}$

- Specifies the maximum time for the Handover Preparation procedure in the source eNB.

$TX2_{\text{RELOCoverall}}$

- Specifies the maximum time for the protection of the overall handover procedure in the source eNB.

---

# 10 Handling of unknown, unforeseen and erroneous protocol data

Section 10 of [4] is applicable for the purposes of the present document.

## Annex A (informative): Change History

TSG #	TSG Doc.	CR	Rev	Subject/Comment	New
09/2009				Rel-9 version is created based on v.8.7.0	9.0.0
45	RP-090787	0296	1	Handling of Emergency Calls in Limited Service Mode	9.0.0
45	RP-090787	0297	1	Emergency Calls Mobility Handling	9.0.0
46	RP-091192	0307		Introduction of signalling support for Composite Available Capacity with relative units	9.1.0
46	RP-091192	0308	2	Configuration adaptation for MLB on X2	9.1.0
46	RP-091183	0310	1	Clarification on operational use of updated configuration data	9.1.0
46	RP-091192	0317	2	Automatic PRACH information exchange over X2 for SON	9.1.0
46	RP-091192	0333	1	Introduction of Radio Link Failure Indication procedure	9.1.0
46	RP-091192	0334	1	Introduction of Handover Report procedure	9.1.0
46	RP-091192	0335		Introduction of signalling support for Composite Available Capacity with relative units	9.1.0
47	RP-100213	0337		Correction to the Resource Status Reporting Initiation procedure	9.2.0
47	RP-100229	0341	2	Addition of MBSFN information on X2 interface	9.2.0
47	RP-100228	0344	4	Cell pair identification for Mobility Settings Change procedure	9.2.0
47	RP-100213	0352		Addition of cause value for not admitted E-RAB	9.2.0
47	RP-100229	0355	1	Rapporteur's update of X2AP protocol	9.2.0
47	RP-100230	0356	3	RNL-based energy saving solution	9.2.0
47	RP-100228	0358	1	Inclusion of UE RLF Report in RLF INDICATION message	9.2.0
48	RP-100599	0363	1	Correction of RLF INDICATION message	9.3.0
48	RP-100599	0364	1	Missing error cause for Not supported QCI on Handover	9.3.0
48	RP-100599	0370	1	Introduction of PLMN-related abnormal conditions during X2 handover in network sharing scenarios.	9.3.0
48	RP-100599	0372	1	Outcome of RAN3#68 review of X2AP	9.3.0
48	RP-100599	0373	1	Correction of forbidden inter-RAT	9.3.0

---

## History

<b>Document history</b>		
V9.0.0	October 2009	Publication
V9.1.0	February 2010	Publication
V9.2.0	April 2010	Publication
V9.3.0	June 2010	Publication