


Male connectors with solder connection

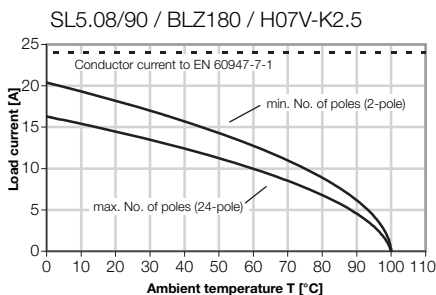
SL 5.08/90
SL 5.00/90



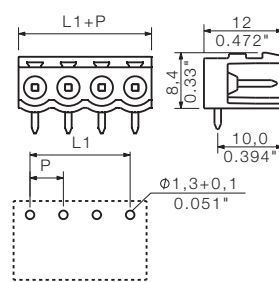
Male connector with 90° outlet direction. Available with open or closed sides. Fixing blocks can be attached to the closed version. The solder pin length has been optimised for wave soldering applications. The male connectors provide space for labelling and can be coded. Packed in cardboard box.

- 400 V (IEC) / 300 V (UL)
- 18 A (IEC) / 15 A (UL)

Derating curve



SL 5.08/90
SL 5.00/90



Technical data

Rated data to IEC 60664-1 / IEC 61984

Clamping range, max.	mm ²	
Solid H05(07) V-U	mm ²	
Stranded H07 V-R	mm ²	
Flexible H05(07) V-K	mm ²	
Flexible with ferrule	mm ²	
Ferrule with plastic collar	mm ²	
Stripping length	mm	
Screwdriver blade	mm	
according to norm		
Tightening torque range	Nm	

Rated current

at ambient temperature	20°C	40°C
	A	15

Overvoltage category

	III	III	II
--	-----	-----	----

Pollution severity

	3	2	2
--	---	---	---

Rated voltage	V	250	320	400
Rated impulse voltage	kV	4	4	4

UL 1059 rated data

	B	C	D
Nominal voltage	V	300	300
Rated current	A	15	10

CSA C22.2 rated data

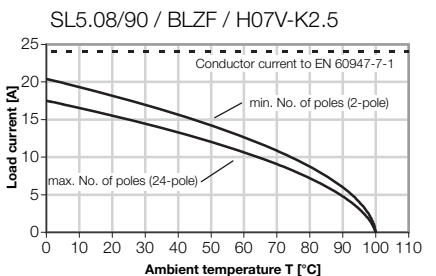
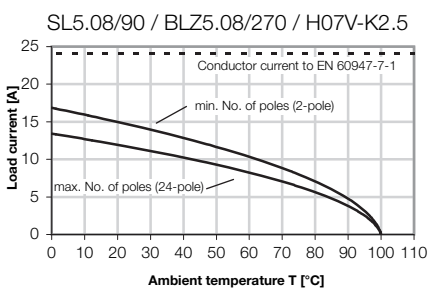
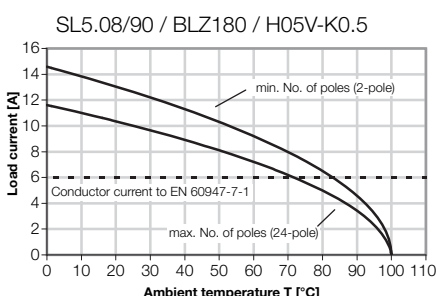
	B	C	D
Rated voltage	V	300	300
Rated current	A	15	10

Material data

Type of insulating material	PBT
Flammability class acc. UL94	V-0
Contact base material	CuSn
Material of contact surface	tinned

Information

- Additional colours on request
- Gold-plated contact surfaces on request
- Rated current related to rated cross-section and min. No. of poles.
- P on drg. = pitch
- Rated data refer only to the component itself. Clearance and creepage distances to other components are to be designed in accordance with the relevant application standards.



Ordering data

Solder pin length	3.2 mm
Colour of plastic	orange

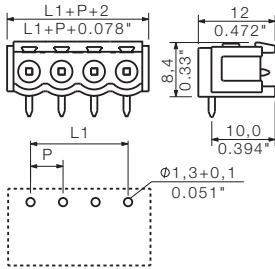

Pitch 5.08 mm

Poles	L1 mm	(inch)	Qty.	Order No.	Order No.
2	5.08	(0.200)	100	1508060000	
3	10.16	(0.400)	100	1508160000	
4	15.24	(0.600)	100	1508260000	
5	20.32	(0.800)	50	1508360000	
6	25.40	(1.000)	50	1508460000	
7	30.48	(1.200)	50	1508560000	
8	35.56	(1.400)	50	1508660000	
9	40.64	(1.600)	50	1508760000	
10	45.72	(1.800)	50	1508860000	
11	50.80	(2.000)	50	1508960000	
12	55.88	(2.200)	50	1509060000	
13	60.96	(2.400)	50	1509160000	
14	66.04	(2.600)	50	1509260000	
15	71.12	(2.800)	50	1509360000	
16	76.20	(3.000)	50	1509460000	
17	81.28	(3.200)	20	1509560000	
18	86.36	(3.400)	20	1509660000	
19	91.44	(3.600)	20	1509760000	
20	96.52	(3.800)	20	1509860000	
21	101.60	(4.000)	20	1509960000	
22	106.68	(4.200)	20	1510060000	
23	111.76	(4.400)	20	1510160000	
24	116.84	(4.600)	20	1510260000	

Pitch 5.00 mm

Poles	L1 mm	(inch)	Qty.	Order No.	Order No.
2	5.00	(0.197)	100	1571130000	
3	10.00	(0.394)	100	1571140000	
4	15.00	(0.591)	100	1571150000	
5	20.00	(0.787)	50	1571160000	
6	25.00	(0.984)	50	1571170000	
7	30.00	(1.181)	50	1571180000	
8	35.00	(1.378)	50	1571190000	
9	40.00	(1.575)	50	1571200000	
10	45.00	(1.772)	50	1571210000	
11	50.00	(1.969)	50	1571220000	
12	55.00	(2.165)	50	1571110000	
13	60.00	(2.362)	50	1571230000	
14	65.00	(2.559)	50	1571240000	
15	70.00	(2.756)	50	1571250000	
16	75.00	(2.953)	50	1571260000	
17	80.00	(3.150)	20	1571270000	
18	85.00	(3.346)	20	1571280000	
19	90.00	(3.543)	20	1571290000	
20	95.00	(3.740)	20	1571300000	
21	100.00	(3.937)	20	1571310000	
22	105.00	(4.134)	20	1571320000	
23	110.00	(4.331)	20	1571330000	
24	115.00	(4.528)	20	1571340000	

SL 5.08/90B
SL 5.00/90B



Accessories

Possible colors

Additional colours on request



Coding

See chapter accessories

Ordering data

Solder pin length	3.2 mm
Colour of plastic	orange

Pitch 5.08 mm

Poles	L1 mm	(inch)	Qty.	Order No.	Order No.
2	5.08	(0.200)	100	1510360000	
3	10.16	(0.400)	100	1510460000	
4	15.24	(0.600)	100	1510560000	
5	20.32	(0.800)	50	1510660000	
6	25.40	(1.000)	50	1510760000	
7	30.48	(1.200)	50	1510860000	
8	35.56	(1.400)	50	1510960000	
9	40.64	(1.600)	50	1511060000	
10	45.72	(1.800)	50	1511160000	
11	50.80	(2.000)	50	1511260000	
12	55.88	(2.200)	50	1511360000	
13	60.96	(2.400)	50	1511460000	
14	66.04	(2.600)	50	1511560000	
15	71.12	(2.800)	50	1511660000	
16	76.20	(3.000)	50	1511760000	
17	81.28	(3.200)	20	1511860000	
18	86.36	(3.400)	20	1511960000	
19	91.44	(3.600)	20	1512060000	
20	96.52	(3.800)	20	1512160000	
21	101.60	(4.000)	20	1512260000	
22	106.68	(4.200)	20	1512360000	
23	111.76	(4.400)	20	1512460000	
24	116.84	(4.600)	20	1512560000	

Pitch 5.00 mm

Poles	L1 mm	(inch)	Qty.	Order No.	Order No.
2	5.00	(0.197)	100	1580860000	
3	10.00	(0.394)	100	1580870000	
4	15.00	(0.591)	100	1580880000	
5	20.00	(0.787)	50	1580890000	
6	25.00	(0.984)	50	1580900000	
7	30.00	(1.181)	50	1580910000	
8	35.00	(1.378)	50	1580920000	
9	40.00	(1.575)	50	1580930000	
10	45.00	(1.772)	50	1580940000	
11	50.00	(1.969)	50	1580950000	
12	55.00	(2.165)	50	1580960000	
13	60.00	(2.362)	50	1580970000	
14	65.00	(2.559)	50	1580980000	
15	70.00	(2.756)	50	1580990000	
16	75.00	(2.953)	50	1581000000	
17	80.00	(3.150)	20	1581010000	
18	85.00	(3.346)	20	1581020000	
19	90.00	(3.543)	20	1581030000	
20	95.00	(3.740)	20	1581040000	
21	100.00	(3.937)	20	1581050000	
22	105.00	(4.134)	20	1581060000	
23	110.00	(4.331)	20	1581070000	
24	115.00	(4.528)	20	1581080000	



Fixing block

See chapter accessories



Marking strips

See chapter accessories



Floodlight indicator

See chapter accessories

